



**BIGMINT**

Formerly SteelMint / CoalMint

Issue 1274,

# Daily Steel Report

## HIGHLIGHTS

02 Sep 2024, Mon

[Intel & Insights](#)

---

[Snap Shot - Global Prices \(USD/MT\)](#)

---

[Snap Shot - Indian Domestic Prices \(INR/MT\)](#)

---

[Iron Ore](#)

---

[Coal](#)

---

[Scrap & Metallics](#)

---

[Steel](#)

---

[Ferro Alloy](#)

---

[Non Ferrous](#)

---

[India Domestic Billet Index](#)

---

[Global Prices - Region Wise](#)

---

[Live Tenders](#)

---

# Intel & Insights

## INDIA

### Iron Ore

India: Odisha iron ore fines index falls to over 1.5-year-low on limited trades [READ MORE >](#)

India: Iron ore concentrate prices remain under pressure on bearish sentiments [READ MORE >](#)

India: Vedanta-ESL to auction 10,000 t of iron ore from Odisha [READ MORE >](#)

BigMint's Daily Trade Sheet - 30 Aug'24 [READ MORE >](#)

### Coal

India: Steel inventory, high imports weigh on BigMint's coking coal index [READ MORE >](#)

### Scrap & Metallics

India: Mill scale prices show varying trends across markets [READ MORE >](#)

Weekly round-up: Global ferrous scrap prices see mixed trend [READ MORE >](#)

### Steel

Weekly round-up: Semi-finished steel prices increase, primary mills hike offers [READ MORE >](#)

India: ERW patra pipe trade activities remain robust in key markets [READ MORE >](#)

Weekly round up: Global billet market exhibits positive sentiments [READ MORE >](#)

### Ferro Alloy

Weekly round-up: Ferroalloys prices show mixed trend on varying market sentiments [READ MORE >](#)

India: Imported manganese ore offers remain under pressure on falling bids [READ MORE >](#)

### Non Ferrous

Weekly round-up: Global, domestic base metals markets reflect divergent trends [READ MORE >](#)

India: Hindalco, Balco hike aluminium ingot prices by up to INR 2,500/t (\$29/t) [READ MORE >](#)

### Ship Breaking

India: Melting scrap prices decrease by INR 200/t d-o-d in Alang [READ MORE >](#)

## CHINA

China: Iron ore spot prices inch down d-o-d amid cautious market sentiments [READ MORE >](#)

China Weekly: Steel prices show uptrend with rise in SHFE futures [READ MORE >](#)

Will India's steel industry be most affected by CBAM?-BigMint explores [READ MORE >](#)

## CIS NATIONS

Steel prices and hot metal output seen driving coking coal trends [READ MORE >](#)

## AMERICAS

US: Ferrous scrap export index recovers \$3/t w-o-w after hitting 9-month low [READ MORE >](#)

# China Weekly: Steel prices show uptrend with rise in SHFE futures

Aug 31, 2024 14:16

The Chinese steel market experienced a significant uptick, largely mirroring the rise in Shanghai Futures Exchange (SHFE) prices. Domestic steel product prices, including billet, hot-rolled coil (HRC), and rebar, saw w-o-w increases. Iron ore

prices also experienced a slight upward trend, while coking coal prices remained relatively stable.1. Iron ore spot prices climb \$4/t w-o-w: The benchmark iron ore fines price rose w-o-w by \$4/t to \$100/t CFR China on 30 August 2024 amid impr

*Continued*

## SNAP SHOT - GLOBAL PRICES (USD/MT)

Commodity	Particular	Size,Grade	As on	Price	Change	1M	3M
Iron Ore Fines <sup>1</sup>	China Imports	Fines, Fe 62%	30 Aug   10.08 IST	\$101	+1	-1	-8
Iron Ore <sup>1</sup>	Indian Imports	Lumps, Fe 64%	29 Aug   11.33 IST	\$110.5	+5	+1.5	-6.5
Pellets ( Brazil ) <sup>2</sup>	China Imports	6-20 mm, Fe 65%	28 Aug   13.45 IST	\$123	+7	+4	0
Pellets ( India ) <sup>2</sup>	China Imports	6-20 mm, Fe 63%	30 Aug   18.54 IST	\$108	-2	+2	-2
Coking <sup>2</sup>	Australia Exports	Premium HCC	30 Aug   11.30 IST	\$198	+2	-18.8	-51.6
Non Coking <sup>2</sup>	India Imports	RB2 , S.Africa	30 Aug   13.21 IST	\$110	0	-1.2	-3
Graphite Electrode <sup>2</sup>	China Exports	600mm, UHP	26 Aug   18.40 IST	15,250 RMB/t	-800	-800	-1,100
Scrap <sup>2</sup>	India Imports	Shredded	30 Aug   18.35 IST	\$390	0	-25	-27.6
Scrap <sup>2</sup>	Turkey Imports	HMS 80:20	30 Aug   18.35 IST	\$365	+1	-23	-15.2
Scrap <sup>2</sup>	Pakistan Imports	Shredded	30 Aug   18.35 IST	\$400	0	-28.4	-22
Scrap <sup>2</sup>	Bangladesh Imports	Shredded	30 Aug   18.35 IST	\$400	0	-29.2	-23.2
Scrap ( Ship Breaking ) <sup>2</sup>	India Imports	Containers	27 Aug   11.42 IST	\$520	0	-10	-40
Billet <sup>2</sup>	India Exports	150*150, 3SP/4SP	30 Aug   18.05 IST	\$490	0	0	NA
Billet <sup>2</sup>	Russia Exports	130*130, 3SP	30 Aug   18.05 IST	\$468	-2	-22	-27
Billet <sup>2</sup>	Iran Exports	130*130, 3SP	30 Aug   18.05 IST	\$465	0	-5	-13
Billet <sup>2</sup>	Philippines Import	150*150, 3SP	30 Aug   18.03 IST	\$470	0	-17.5	-52.5
Sponge Iron <sup>2</sup>	India Exports	-	-	-	-	-	-
Pig Iron <sup>2</sup>	Russia Exports	Steel Grade	31 Aug   14.09 IST	\$388	-2	-17	-27
HRC <sup>2</sup>	China Exports	3-12mm, SS400	27 Aug   18.50 IST	\$465	+10	-30	-65
Wire Rod <sup>2</sup>	Nepal Import	5.5-6.0mm, Commercial Grade	31 Aug   13.10 IST	\$525	-5	-10	-67
HRC <sup>2</sup>	India Exports	2.5 mm, SAE1006	23 Apr   18.30 IST	\$560	0	-15	-40
HRC <sup>2</sup>	South Korea Exports	1.6-2.5mm, SAE 1006	13 Aug   18.46 IST	\$520	-30	-30	NA
HRC ( China ) <sup>2</sup>	Vietnam Imports	2-3mm, SAE 1006	27 Aug   18.45 IST	\$485	-15	-35	-70
HRC ( China ) <sup>2</sup>	Dubai Imports	2-3mm, SAE 1006	27 Aug   18.45 IST	\$485	-15	-35	-70
CRC <sup>2</sup>	India Exports	0.9 mm, IS 513 Gr.O	28 Aug   18.24 IST	\$655	-10	-20	NA
CRC <sup>2</sup>	China Exports	0.90mm, SPCC	28 Aug   18.24 IST	\$520	0	-40	-85
HR Plate <sup>2</sup>	China Exports	5-10mm, SS 400	28 Aug   18.25 IST	\$480	0	-45	-75
GP <sup>2</sup>	China Exports	DX51D+z80, Width 1,000-1,500 mm, thickness 0.5-2mm	29 Aug   17.29 IST	\$590	+20	-25	-60
Silico Manganese <sup>2</sup>	India Exports	25-150 mm, HC 65-16	30 Aug   18.45 IST	\$935	0	-31.8	-301.4
Ferro Chrome <sup>2</sup>	China Import	10-150mm, HC 60%	28 Aug   10.26 IST	¢95 /lb	-0.5	-1	-3.5
Manganese Ore <sup>2</sup>	India Imports	Lumps, Mn 37%,	31 Aug   11.04 IST	\$4 /dmtu	0	-0.45	-2.55
Ferro Manganese <sup>2</sup>	India Exports	25-150 mm, HC 75%	30 Aug   18.46 IST	\$950	-2	-62.2	-287
Ferro Silicon <sup>2</sup>	Bhutan Exports	10-50 mm, FeSi 70%	26 Aug   18.34 IST	\$1,155	+25	-45	-135

1-Daily Assessment, 2-Weekly Assessment, 3-Monthly Assessment, W-O-W:Week On Week, 1M: Change over last month, 3M: Change over last 3 months

# India: Odisha iron ore fines index falls to over 1.5-year-low on limited trades

Aug 31, 2024 16:38

Iron ore prices remain under pressure in the region w-o-w Pellet prices drop by INR 100-300/t in the central-eastern region Prices receive support from the sponge and iron ore export market BigMint's Odisha iron ore fines (Fe 62%)

index decreased by INR 100/t (\$1/t) w-o-w, settling at INR 4,100/t (\$49/t) ex-mines as of 31 August 2024. The index has plummeted to a twenty-month low, last seen in November 2022. Over the past week, deals of around 315,000 tonnes

*Continued*

## SNAP SHOT - INDIAN DOMESTIC PRICES (INR/MT)

Commodity	Particular	Size, Grade	As on	Price	Change	1M	3M
Fines/lumps <sup>2</sup>	Iron Ore Index	5-18 mm, Fe 63%, DR Grade	31 Aug   14.03 IST	5,650	-100	-300	-2,150
Fines/lumps <sup>2</sup>	Iron Ore Index	0-10 mm, Fe 63%	31 Aug   14.03 IST	4,400	-100	-300	-1,600
Iron Ore <sup>3</sup>	NMDC	6-40 mm, Fe 65.5%	07 Aug   11.13 IST	5,350	NA	NA	-1,100
Iron Ore <sup>3</sup>	NMDC	0-10 mm, Fe 64%	07 Aug   11.05 IST	4,610	NA	NA	-1,000
Pellets <sup>2</sup>	Raipur	6-20 mm, Fe 63%,	30 Aug   18.41 IST	8,900	-200	-200	-2,650
Pellets <sup>2</sup>	Bellary	6-20 mm, Fe 63%	30 Aug   18.41 IST	9,400	+50	-450	-1,150
Met Coke <sup>2</sup>	Ex-India (East)	25-90 mm, Blast Furnace-grade	28 Aug   18.15 IST	34,200	-600	-600	-1,300
Graphite Electrode <sup>3</sup>	Ex-India	600mm, UHP	24 Jun   19.11 IST	325,000	0	0	0
Mill Scale <sup>2</sup>	FoR-Kandla	Fines, Fe 70/68%	31 Aug   14.11 IST	6,500	-100	-275	-1,050
Hms <sup>1</sup>	Ex-Mumbai	HMS	31 Aug   13.36 IST	32,500	0	-200	-3,500
Hms <sup>1</sup>	Ex-Alang	HMS	31 Aug   13.36 IST	34,000	-200	-1,100	-4,700
Pig Iron <sup>1</sup>	Ex-Durgapur	Steel Grade	31 Aug   13.27 IST	36,200	0	-1,000	-3,800
Pig Iron <sup>1</sup>	Ex-Ludhiana, Foundary	Foundry Grade	31 Aug   13.23 IST	43,500	0	0	-2,300
Sponge Pellet <sup>1</sup>	Ex-Raipur	Lumps, FeM 80%, +/-1	31 Aug   13.27 IST	24,700	-150	-100	-3,150
Billet <sup>1</sup>	Ex-Mumbai	100x100mm, IS 2831	31 Aug   13.26 IST	40,800	-100	0	-5,500
Billet <sup>1</sup>	Ex-Raipur	100x100mm, IS 2831	31 Aug   13.26 IST	38,200	-150	-300	-6,200
TMT (Re-Bar) Secondary mills <sup>1</sup>	Ex-Mumbai	12-25mm, IF Route, Fe 500, IS 1786	31 Aug   13.31 IST	45,800	0	+1,500	-5,900
TMT (Re-Bar) Secondary mills <sup>1</sup>	Ex-Delhi/NCR	12-25mm, IF Route, Fe 500, IS 1786	31 Aug   13.31 IST	44,800	-200	-1,700	-6,200
TMT (Re-Bar) <sup>2</sup>	Ex-Mumbai	12-32mm, BF Route, IS 1786 Fe 500D	30 Aug   17.33 IST	50,300	+700	-500	-7,800
Structure <sup>1</sup>	Ex-Mumbai	40x40 Angle, IF Route, IS 2062/2011 E-250 Gr A	31 Aug   10.15 IST	48,500	0	+500	-4,900
Wire Rod <sup>1</sup>	Ex-Raipur	5.5 mm, SWRY 14 LC Gr 3, Induction route	31 Aug   13.25 IST	42,100	-100	-600	-5,900
HRC <sup>2</sup>	Ex-Delhi	2.5-8mm / CTL, IS2062, Gr E250 Br.	30 Aug   17.57 IST	49,800	-600	-1,250	-4,800
HRC <sup>2</sup>	Ex-Mumbai	2.5-8mm / CTL, IS2062, Gr E250 Br.	30 Aug   17.57 IST	50,000	-300	-1,250	-3,900
CRC <sup>2</sup>	Ex-Delhi	0.90mm / CTL, IS 513, CR1	30 Aug   18.03 IST	57,500	-500	-1,350	-3,400
CRC <sup>2</sup>	Ex-Mumbai	0.90mm / CTL, IS 513, CR1	30 Aug   18.03 IST	57,300	-100	-1,400	-3,400
HR Plate <sup>2</sup>	Ex-Mumbai	5-10mm, Gr E250 Br.	28 Aug   18.13 IST	50,500	0	-1,100	-4,500
GP <sup>2</sup>	Ex-Mumbai	0.8mm / CTL, 120 GSM, IS277	29 Aug   18.11 IST	60,300	0	-2,100	-4,600
Silico Manganese <sup>2</sup>	Ex-Raipur	25-150 mm, HC 60-14	30 Aug   18.45 IST	67,900	-400	-1,110	-25,140
Ferro Manganese <sup>2</sup>	Ex-Raipur	25-150 mm, HC 70%	30 Aug   18.41 IST	73,600	-400	-1,640	-23,340
Ferro Chrome <sup>2</sup>	Ex-Jajpur	10-150mm, HC 60%, Si- 4%	30 Aug   10.21 IST	107,000	+300	+1,150	+1,100
Manganese Ore <sup>2</sup>	Ex Balaghat, MOIL	Lumps, Mn 37%, Fe 7.5%	01 Aug   13.27 IST	15,146	-5,601	-5,601	NA
Chrome Ore <sup>2</sup>	Ex-Odisha OMC, E-auction	Lumps, Friable 48-50%	21 Aug   18.29 IST	23,721	-424	NA	NA

\*Basic Price GST @ 18% extra

1-Daily Assessment, 2-Weekly Assessment, 3-Monthly Assessment, W-O-W: Week On Week, 1M: Change over last month, 3M: Change over last 3 months

# Iron Ore

## Iron Ore (India)

Particular/Delivery	Size/Grade	Delivery	As On	Price	Change	1M	3M
Indian prices (in INR/MT)							
Odisha Iron Ore Index	5-18 mm, Fe 63%, DR Grade	Ex-mines	31 Aug   14.03 IST	5,650	-100	-300	-2,150
	10-30mm, Fe 63%, BF Grade	Ex-mines	31 Aug   14.03 IST	5,050	0	0	-1,850
	0-10 mm, Fe 63%	Ex-mines	31 Aug   14.03 IST	4,400	-100	-300	-1,600
	0-10mm, Fe 60%	Ex-mines	31 Aug   14.03 IST	3,650	-100	-300	-1,350
	0-5mm, Fe 57%	Ex-mines	29 Aug   18.48 IST	2,400	0	-300	-1,250
	5-18 mm, Lumps, Fe 60%	Ex-mines	31 Aug   14.03 IST	5,000	0	-100	-1,700
	10-30 mm, lumps, Fe 60%	Ex-mines	31 Aug   14.03 IST	4,400	-100	-200	-1,650
	0-10mm, Fe 62%	Ex-mines	31 Aug   14.03 IST	4,100	-100	-400	-1,350
OMC Daitari	0 -5 mm, Fe 62-64%	Ex-Mines	20 Aug   13.32 IST	4,000	-800	-800	-1,930
	10-40 mm, Fe 62%	Ex-Mines	20 Aug   13.32 IST	5,210	+150	+150	-1,800
OMC Kurmitar (Koira)	0 -5 mm, Fe 62-60%	Ex-Mines	20 Aug   13.32 IST	3,500	-600	-600	-1,450
	10-40 mm, Fe 62%	Ex-Mines	20 Aug   13.32 IST	5,150	+150	+150	-1,650
OMC Gandhamardan	0 -5 mm, Fe 62-60%	Ex-Mines	20 Aug   13.32 IST	3,450	-800	-800	-1,850
	10-40 mm, Fe 62%	Ex-Mines	20 Aug   13.32 IST	4,600	-100	-100	-1,650
OMC Guali	Fines -5 mm, Fe 60-62%	Ex-mines	20 Aug   13.32 IST	4,100	-300	-300	-1,550
	5-18 mm, Fe 62%	Ex-mines	20 Aug   13.32 IST	5,105	-150	-150	-1,050
OMC Jilling	5-18 mm, Fe 62%	Ex-mines	20 Aug   13.32 IST	5,700	-150	-150	-1,750
	Fines -5 mm, Fe 60-62%	Ex-mines	20 Aug   13.32 IST	4,250	-250	-250	-1,400
NMDC, Chhattisgarh	0 -10 mm, Fe 64%	F.O.R Siding	07 Aug   11.05 IST	4,610	NA	NA	-1,000
	10-40 mm, Fe 67%, DR CLO	F.O.R Siding	07 Aug   11.05 IST	6,420	NA	NA	-1,100
	10-150 mm, Fe 65.5%	F.O.R Siding	07 Aug   11.05 IST	5,320	NA	NA	-1,130
	6-40 mm, Fe 65.5%	F.O.R Siding	07 Aug   11.13 IST	5,350	NA	NA	-1,100
Chandrapur, Maharashtra	0-10mm, Fe 63%	FoR Ballarshah	30 Aug   16.36 IST	5,150	-100	-950	-950
Ex-Bellary	0-10 mm, Fe 62%	Ex-Mines	29 Aug   18.21 IST	4,500	+100	-600	-1,100
	0-10 mm, Fe 57%	Ex-Mines	29 Aug   18.21 IST	2,650	0	-450	-850
Karnataka e-auction	Lumps 10-20mm, Fe 63%	Ex-Mines	31 Jul   13.59 IST	4,300	-400	-400	-550
	Fines 0 -5 mm, Fe 60%	Ex-Mines	31 Jul   13.59 IST	3,200	-500	-500	-500

## Pellets (India)

Indian prices (in INR/MT)							
Ex-Barbil	6-20 mm, Fe 63%, (+/- 0.5%)	FOR Siding	30 Aug   18.41 IST	7,050	-50	-325	-1,925
Ex-Durgapur	6-20 mm, Fe 63%, (+/- 0.5%)	Ex-Works	30 Aug   18.41 IST	7,700	-100	-450	-2,125
Ex-Jamshedpur	6-20 mm, Fe 63%	Ex-Works	06 Aug   18.55 IST	8,050	-50	-100	-1,375
Ex-Jharsugda	6-20 mm, Fe 63%, (+/- 0.5%)	Ex-Works	30 Aug   18.41 IST	7,800	-100	-100	-2,200
Ex-Raipur	6-20 mm, Fe 63%, (+/- 0.5%)	Ex-Works	30 Aug   18.41 IST	8,900	-200	-200	-2,650
Ex-Kandla	6-20 mm, Fe 64/63%	DAP	30 Aug   18.41 IST	10,200	0	-500	-1,800
Ex-Bellary	6-20 mm, Fe 63%	Ex-Works	30 Aug   18.41 IST	9,400	+50	-450	-1,150

Weekly Assessment, GST @ 5% extra., Barbil and Kandla - Prices Loaded to Wagons

## Concentrates (India)

Indian prices (in INR/MT)							
Ex-Jabalpur	-45 micron, Fe 63%	Ex-works	31 Aug   13.04 IST	3,850	-50	-250	-1,150

## Iron Ore (Global)

Global prices (in USD/MT)							
CNF China	Fines, Fe 61.5% (Australia Origin)	-	30 Aug   10.08 IST	\$99	+1	-1	-8
CNF China	Fines, Fe 62% (Australia Origin)	-	30 Aug   10.08 IST	\$101	+1	-1	-8
CNF China	Fines, Fe 62.5% (Brazil Origin)	-	30 Aug   18.17 IST	\$103	0	-2	-8
CNF China	Fines, Fines 63/62% (India origin)	-	30 Aug   18.17 IST	\$95	0	+1	-1
CNF China	Lumps, Fe 64/63% (South Africa Origin)	-	30 Aug   18.17 IST	\$103	0	0	-6
CNF China	Lumps, USD/dmtu	-	30 Aug   10.08 IST	\$0.155	0	-0.0125	-0.01
CNF China	Fines, Fe 55% (India Origin)	-	29 Aug   18.41 IST	\$65.5	-1.5	+2	+0.5

<b>CNF China</b>	Fines, Fe 56% (India Origin)	-	29 Aug   18.41 IST	\$68.5	-1.5	+2	+0.5
<b>CNF China</b>	Fines, Fe 57% (India origin)	-	29 Aug   18.41 IST	\$71.5	-1.5	+2	+0.5
<b>CNF India</b>	Lumps, Fe 64% (South Africa origin)	-	29 Aug   11.33 IST	\$110.5	+5	+1.5	-6.5
<b>FOB India</b>	Fines, Fe 57% (India origin)	-	29 Aug   18.43 IST	\$58.5	-1.5	+0.5	+1.5

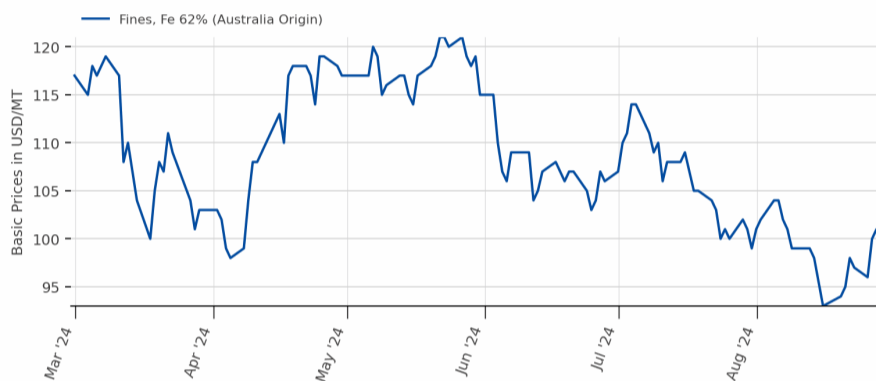
Prices on DMT basis (Daily Assessment) , India- Single Port Loading , FOB prices including demurrage , June to November: Moisture@ 10% , December to May: Moisture@ 8% , Or, actual moisture as per cargo certificate submitted by shipper to be adjusted

## Pellets (Global)

Global prices (in USD/MT)							
<b>CNF China</b>	6-20 mm, Fe 63% (India Origin)	-	30 Aug   18.54 IST	\$108	-2	+2	-2
	6-20 mm, Fe 65% (Brazil Origin)	-	28 Aug   13.45 IST	\$123	+7	+4	0
<b>FOB India</b>	6-20 mm, Fe 63%	-	30 Aug   18.52 IST	\$95	-2	+2	-1
<b>CNF China</b>	5-20mm, Fe 63%	-	29 Aug   12.08 IST	\$7.75	+0.35	+1.25	+3.55
	6-20mm	-	29 Aug   12.08 IST	\$16.9	-0.1	+0.6	+4.4

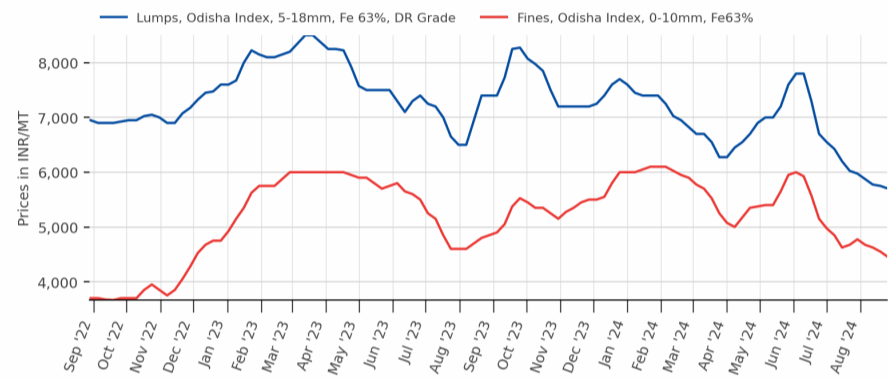
Note:- W-O-W: Week On Week, 1M: Change over last month, 3M: Change over last 3 months

### Iron Ore Fines, CNF Rizhao China



Source:BigMint

### Odisha Iron Ore Price Index (Lumps & Fines)



Source:BigMint



# Iron Ore News

### Odisha Iron ore index, Pellet v/s Coal

Prices in INR/t (LHS) and Prices in \$/t (RHS)

Source: BigMint

**India: Odisha iron ore fines index falls to over 1.5-year-low on limited trades**

2024-08-31

[READ MORE](#)

**India: Daily Trade Sheet**  
for steel & related commodities

**BigMint's Daily Trade Sheet - 30 Aug'24**

2024-08-31

[READ MORE](#)

### BigMint Iron Ore Concentrate Index

Quantity Sold (t) and Monthly Average Price in INR/t, Exw-Jabalpur

Source: BigMint | Note: Iron ore concentrate trade volumes recorded by BigMint

**India: Iron ore concentrate prices remain under pressure on bearish sentiments**

2024-08-31

[READ MORE](#)

### Fe 62% Australian iron ore fines

Prices in \$/t CFR China

Source: BigMint

**China: Iron ore spot prices inch down d-o-d amid cautious market sentiments**

2024-08-31

[READ MORE](#)

### India's iron ore production (FY'20-FY'24)

Financial Year	Quantity (mnt)	% Change (y-o-y)
FY'20	246	-
FY'21	204	-17%
FY'22	251	+23%
FY'23	256	+2%
FY'24	280	+10%

Source: BigMint

**India: Vedanta-ESL to auction 10,000 t of iron ore from Odisha**

2024-08-31

[READ MORE](#)

### Bellary Pellet Prices v/s Traded Volumes

Booked quantity (int) and EXW-Prices in INR/t

Source: BigMint

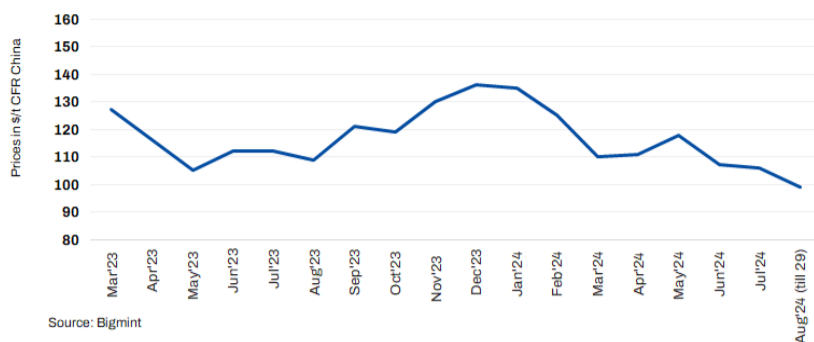
**India: Pellet prices remain supportive in Karnataka amid improved trades**

2024-08-30

[READ MORE](#)

Fe 62% Australian iron ore fines

Iron ore fines Fe 62% \$101.25/dmt (0.80)  
CFR China 29 Aug'24

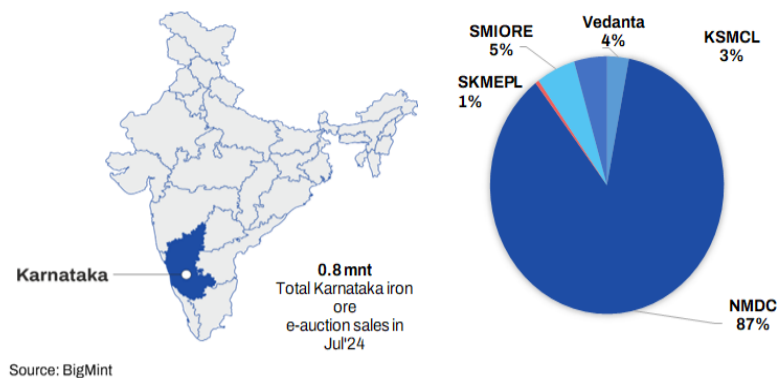


China: Iron ore spot prices edge up d-o-d amid improved trading activity

2024-08-30

READ MORE

Karnataka miner-wise iron ore e-auction sales in Jul'24



India: KSMCL to auction over 200,000 t of iron ore from Karnataka

2024-08-30

READ MORE

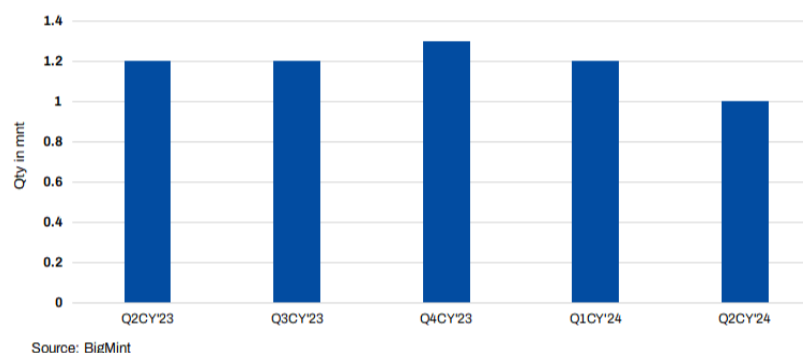


India: JSW to auction around 100,000 t of iron ore fines from Odisha

2024-08-30

READ MORE

Samarco's pellet production

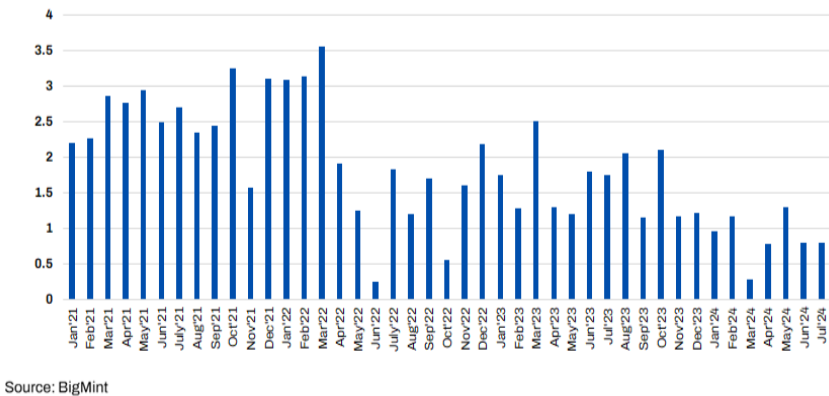


Brazil: Samarco plans to reach 60% pellet capacity by year-end

2024-08-29

READ MORE

Karnataka iron ore e-auction sales volume



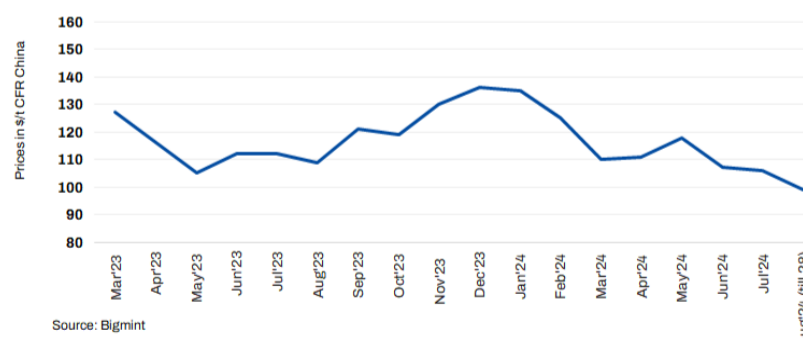
India: Around 270,000 t of iron ore to be auctioned from Karnataka

2024-08-29

READ MORE

Fe 62% Australian iron ore fines

Iron ore fines Fe 62% \$100.45/dmt (0.65)  
CFR China 28 Aug'24



China: Iron ore spot prices inch down d-o-d

2024-08-29

READ MORE



# Coal

## Non Coking (India)

Particular/Delivery	Size/Grade	Delivery	As On	Price	Change	1M	3M
Indian prices (in INR/MT)							
Ex-Gangavaram	RB2 (5500 NAR), S.Africa	Ex-Port	30 Aug   16.31 IST	9,600	0	- 50	- 600
	RB3 (4800 NAR), South Africa	Ex-Port	30 Aug   16.31 IST	7,600	0	- 150	- 800

## Met Coke (India)

Indian prices (in INR/MT)							
Ex-Jajpur	25-90 mm, Blast Furnace-grade	Ex-Yard	28 Aug   18.15 IST	34,200	- 600	- 600	- 1,300
Ex-Gandhidham	25-90 mm, Blast Furnace-grade	Ex-Yard	28 Aug   18.15 IST	31,300	- 1,400	- 1,400	- 2,200

## Coking (Global)

Global prices (in USD/MT)							
CNF India	0-40mm, HCC 64 Mid Vol, Australia	-	30 Aug   11.28 IST	\$188	0	- 27.8	- 46.4
	0-40mm, Premium HCC, Australia	-	30 Aug   11.28 IST	\$214	+ 3	- 19	- 53.4
	Low Vol PCI, Australia	-	30 Aug   11.28 IST	\$183	+ 1	- 24.4	- 6.6
FOB Australia	0-40mm, Low Vol PCI	-	30 Aug   11.30 IST	\$167	0	- 24.4	- 5.2
	HCC 64 Mid Vol	-	30 Aug   11.30 IST	\$173	0	- 26.8	- 44
	Premium HCC	-	30 Aug   11.30 IST	\$198	+ 2	- 18.8	- 51.6

## Non Coking (Global)

Global prices (in USD/MT)							
CNF India	RB1 (6000 NAR), S.Africa	-	30 Aug   13.21 IST	\$128	0	+ 2.8	+ 0.75
	RB2 (5500 NAR), S.Africa	-	30 Aug   13.21 IST	\$110	0	- 1.2	- 3
	RB3 (4800 NAR), S.Africa	-	30 Aug   13.21 IST	\$91	0	- 0.2	- 6
FOB South Africa	RB1 (6000 NAR)	-	30 Aug   13.11 IST	\$111	0	+ 2.8	+ 2.2
	RB2 (5500 NAR)	-	30 Aug   13.11 IST	\$93	0	- 1.2	- 1.4
	RB3 (4800 NAR)	-	30 Aug   13.11 IST	\$74	0	- 0.2	- 5

## Met Coke (Global)

Global prices (in USD/MT)							
FOB China	25-90mm, 64% CSR	-	29 Aug   18.37 IST	\$251	0	- 23	- 48
CNF India	25-90mm, 64% CSR, China	-	29 Aug   18.39 IST	\$262	0	- 23	- 52
	64% CSR, Japan origin	-	29 Aug   18.39 IST	\$355	- 3	- 3	- 5

Note:- W-O-W: Week On Week, 1M: Change over last month, 3M: Change over last 3 months

# Scrap & Metallic

## Sponge (India)

Region	Particular	Sponge Iron (C-DRI)				Pellet Sponge (P-DRI)			
		Price	Change	W-O-W	1M	Price	Change	W-O-W	1M
Indian prices (in INR/MT) <span style="float: right;">As on 31 Aug 2024</span>									
North India	Mandi Gobindgarh	30,000	0	0	0	-	-	-	-
East India	Durgapur	26,900	-200	+200	-100	24,900	-150	+200	0
East India	Rourkela	26,000	-100	+100	0	-	-	-	-
Central India	Raigarh	26,100	-200	+300	-100	24,100	-200	+300	-100
Central India	Raipur	29,200	-100	+200	+300	24,700	-150	+200	-100
South India	Bellary	26,850	0	-150	-350	25,750	0	-150	-250
Eastern India	Ramgarh	26,800	+50	+200	-200	24,750	-50	+150	-250
East India	Jharsugda	-	-	-	-	23,500	-100	+100	-300
South India	Hyderabad	-	-	-	-	26,400	-100	-200	-350

All prices are basic, GST extra.

## Pig Iron (India)

Particular/Delivery	Size/Grade	Delivery	As On	Price	Change	1M	3M
Indian prices (in INR/MT)							
DAP-Ludhiana	Steel Grade	DAP	31 Aug   13.27 IST	39,300	0	-1,200	-3,300
Ex-Bokaro	Steel Grade	Ex-Plant,Bokaro	01 Aug   18.06 IST	35,900	-1,450	0	-1,450
Ex-Burnpur	Steel Grade	Ex-Plant,Burnpur	31 May   16.00 IST	40,500	-2,500	0	0
Ex-Durgapur	Steel Grade	Ex-Works	31 Aug   13.27 IST	36,200	0	-1,000	-3,800
		Ex-Plant,Durgapur	24 Aug   10.35 IST	35,500	-1,200	-1,200	-4,300
Ex-Rourkela	Steel Grade	Ex-Plant,Rourkela	31 Aug   14.13 IST	35,450	+250	-1,350	-4,250
Ex-Bhilai	Steel Grade	Ex-Plant,Bhilai	20 Jun   17.45 IST	38,000	-4,100	0	-4,100
DAP-Raigarh	Steel Grade	DAP	31 Aug   13.27 IST	36,300	-50	-900	-3,850
DAP-Raipur	Steel Grade	DAP	31 Aug   13.27 IST	36,450	-50	-1,350	-4,350
DAP-Hyderabad	Steel Grade	DAP	31 Aug   13.27 IST	38,200	-100	+200	-2,400
DAP-Delhi	Foundry Grade	DAP	31 Aug   13.23 IST	43,500	0	-200	-2,700
DAP-Ludhiana	Foundry Grade	DAP	31 Aug   13.23 IST	43,500	0	0	-2,300
Ex-Durgapur	Foundry Grade	Ex-Works	31 Aug   13.23 IST	41,500	0	-2,000	-3,500
Ex-Kharagpur	Foundry Grade	Ex-Works	31 Aug   13.23 IST	41,500	0	-2,000	-3,500
DAP-Ahmedabad	Foundry Grade	DAP	31 Aug   13.23 IST	45,200	0	-300	-1,800
DAP-Kolhapur	Foundry Grade	DAP	31 Aug   13.23 IST	45,500	0	-300	-1,300

Indian pig iron price assessment frequency has been increased from weekly to daily basis.

## Re - Rolling Scrap (India)

Indian prices (in INR/MT)							
Ex-Alang	19-22mm(12 ANE), Ship Breaking	Ex-Yard	31 Aug   11.07 IST	41,300	0	-600	-4,000
	15-18mm(10 ANE), Ship Breaking	Ex-Yard	31 Aug   11.07 IST	41,300	0	-600	-3,900
	1 Inch, Ship Breaking	Ex-Yard	31 Aug   11.07 IST	41,300	0	-600	-4,100
	12-14mm(8 ANE), Ship Breaking	Ex-Yard	31 Aug   11.07 IST	40,800	0	-600	-3,900
	5-10 KG, Ship Breaking	Ex-Yard	31 Aug   11.07 IST	39,800	0	-600	-3,900
	9-11mm(6 ANE), Ship Breaking	Ex-Yard	31 Aug   11.07 IST	39,300	0	-600	-3,900
	2-5 KG, Ship Breaking	Ex-Yard	31 Aug   11.07 IST	38,800	0	-600	-3,900
	6-8mm(4 ANE), Ship Breaking	Ex-Yard	31 Aug   11.07 IST	38,300	0	-600	-3,900
	1-2 KG, Ship Breaking	Ex-Yard	31 Aug   10.36 IST	35,200	-200	-1,100	-4,700
	Attachment, Ship Breaking	Ex-Yard	31 Aug   10.36 IST	35,000	-200	-1,100	-4,700
	HMS(80:20), Ship Breaking	Ex-Yard	31 Aug   10.36 IST	34,000	-200	-1,100	-4,700

## Melting Scrap (India)

Particular/Delivery	Size/Grade	Delivery	As On	Price	Change	1M	3M
Indian prices (in INR/MT)							
Ex-Ludhiana	End Cutting	DAP	31 Aug   13.36 IST	36,700	-200	-500	-4,500
	Turning Boring Scrap	DAP	31 Aug   13.36 IST	33,900	-300	-700	-5,300
	CI Scrap, Mixed Size	DAP	31 Aug   13.36 IST	38,900	0	0	-1,400
	CR Busheling (Loose)	DAP	31 Aug   13.36 IST	37,900	-100	-400	-4,400
Ex-Mandi	CR Busheling (Loose)	DAP	31 Aug   13.36 IST	38,100	-100	-500	-4,400
	LMS (Light Melting Scrap)	DAP	31 Aug   13.36 IST	31,900	-200	-1,000	-4,600
	HMS(80:20)	DAP	31 Aug   13.36 IST	34,100	-200	-1,000	-4,200
Ex-Durgapur	End Cutting	DAP	31 Aug   13.36 IST	37,000	-200	-500	-4,400
Ex-Raipur	HMS(80:20)	DAP	31 Aug   13.36 IST	34,000	-50	-900	-3,850
Ex-Ahmedabad	HMS(80:20)	DAP	31 Aug   13.36 IST	33,900	0	-400	-4,250
	End Cutting	DAP	31 Aug   13.36 IST	35,900	0	-400	-4,200
Ex-Alang	HMS(80:20)	DAP	31 Aug   13.36 IST	33,000	-200	-1,000	-4,500
	CR Busheling (Bundle)	DAP	31 Aug   13.36 IST	37,700	0	-800	-3,000
Ex-Jalna	HMS(80:20)	Ex-Yard	31 Aug   13.36 IST	34,000	-200	-1,100	-4,700
	CR Busheling (Loose)	DAP	30 Aug   17.41 IST	33,000	0	-100	-3,300
Ex-Mumbai	HMS(80:20)	DAP	30 Aug   17.41 IST	36,000	0	-100	-3,200
	HMS(80:20)	DAP	31 Aug   13.36 IST	32,500	0	-200	-3,500
Ex-Chennai	HMS(90:10)	DAP	31 Aug   13.36 IST	34,200	0	-400	-2,500
	Turning Boring Scrap	DAP	31 Aug   13.36 IST	31,300	0	+500	-2,800
	HMS(80:20)	DAP	31 Aug   13.36 IST	32,200	0	+400	-2,900
	CR Busheling (Bundle)	DAP	31 Aug   13.36 IST	35,500	0	-700	-2,700
Ex-Coimbatore	CI Scrap, Mixed Size	DAP	31 Aug   13.36 IST	37,000	0	-700	-700
Ex-Hyderabad	HMS(90:10)	DAP	31 Aug   13.36 IST	32,500	0	+700	-2,300
	HMS(80:20)	DAP	31 Aug   13.36 IST	31,000	0	+700	-2,300
Ex-Bhilai	9-13 Meters, 60 KG	Ex-works	25 Jul   14.36 IST	40,800	-3,620	-350	-700

## Mill Scale (India)

Indian prices (in INR/MT)							
Ex Plant, Raipur	Fines, Fe 70/68%	EXW	31 Aug   14.11 IST	7,100	+100	+200	-75
Ex-Kandla	Fines, Fe 70/68%	DAP	31 Aug   14.11 IST	6,500	-100	-275	-1,050

## Sponge Iron (Global)

Particular/Delivery	Size/Grade	Delivery	As On	Price	Change	1M	3M
Global prices (in USD/MT)							
CNF Bangladesh	FeM 80% (+/-1), 100% lumps	-	29 Aug   17.39 IST	\$365	+4	-2	-40
CNF Nepal	Mix (70% lumps, 30% fines), FeM 80% (+/-1)	-	29 Aug   17.39 IST	\$346	0	-10	-57

## Melting Scrap (Global)

Global prices (in USD/MT)							
FOB Europe	HMS 80:20 (Bulk)	-	28 Aug   17.22 IST	\$335	-1	-24	-19
FOB USA	HMS 80:20	-	30 Aug   17.00 IST	\$336	0	-23	-21.8
	Shredded	-	30 Aug   17.00 IST	\$356	0	-23	-21.8
CNF Bangladesh	H2 (Bulk, Japan origin)	-	28 Aug   19.04 IST	\$391	-6	-13	-7
	HMS 80:20 (Bulk, US Origin)	-	28 Aug   19.04 IST	\$392	+1	-16	-10
	HMS 80:20 (Containers, Europe Origin)	-	30 Aug   18.35 IST	\$390	0	-16	-14.2
	Shredded (Containers, UK Origin)	-	30 Aug   18.35 IST	\$400	0	-29.2	-23.2
CNF China	H2	-	30 Aug   12.24 IST	\$322	-9	-11	-37
	HMS 80:20 (Bulk)	-	30 Aug   12.24 IST	\$347	0	-4.6	-7.2
	Shredded	-	30 Aug   12.24 IST	\$410	0	0	+2
CNF India	HMS 80:20 (Europe Origin, Containers)	-	30 Aug   18.35 IST	\$368	-2	-21.8	-29.8
	HMS 80:20 (West Africa Origin, Containers)	-	30 Aug   18.35 IST	\$369	-2	-18	-25.2
	HMS 80:20 (West Africa Origin, Containers)	-	30 Aug   18.35 IST	\$371	-3	-20.8	-27
	Shredded (Europe Origin, Containers)	-	30 Aug   18.35 IST	\$390	0	-25	-27.6
	Shredded (US Origin, Containers)	-	30 Aug   18.35 IST	\$385	0	-26	-30
CNF Pakistan	Shredded (Containers, Europe Origin)	-	30 Aug   18.35 IST	\$400	0	-28.4	-22
CNF Taiwan	HMS 80:20 (US Origin, Containers)	-	28 Aug   13.01 IST	\$326	-14	-21	-22
CNF Thailand	HMS 70:30	-	29 Jan   17.41 IST	\$352	+2	NA	NA
CNF Turkey	HMS 80:20 (Bulk, US Origin)	-	30 Aug   18.35 IST	\$365	+1	-23	-15.2

CNF Vietnam	H2, (Bulk,Japan origin)	-	26 Aug   19.01 IST	\$362	-4	-8	-10
	HMS 80:20 (Bulk, US Origin)	-	26 Aug   19.01 IST	\$372	-3	-13	-11

## Pig Iron (Global)

Particular/Delivery	Size/Grade	Delivery	As On	Price	Change	1M	3M
Global prices (in USD/MT)							
FOB Black Sea	Steel Grade	-	31 Aug   14.09 IST	\$388	-2	-17	-27
FOB Brazil	Steel Grade	-	31 Aug   14.09 IST	\$437	-5	-5	-13
CNF Italy	Steel Grade	-	31 Aug   14.10 IST	\$435	-2	-14	-28

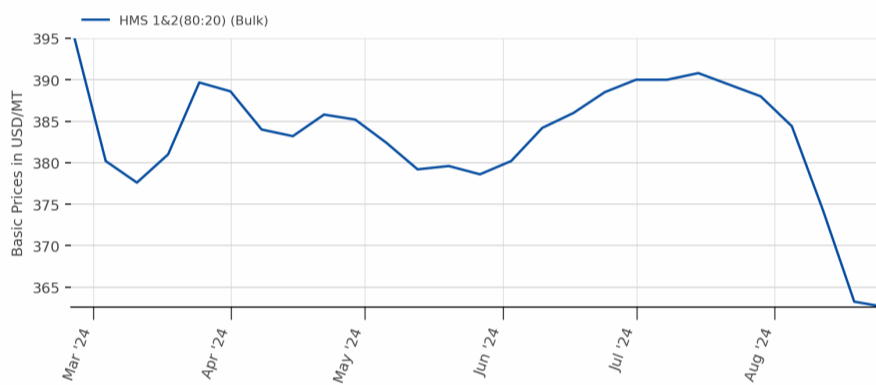
Weekly Assessment,, \*Tender Prices in export

## Ship Breaking (Global)

Global prices (in USD/MT)							
CNF Bangladesh	Containers	-	27 Aug   11.42 IST	\$530	0	+10	-30
	Tanker	-	27 Aug   11.42 IST	\$520	0	+10	-20
CNF India	Containers	-	27 Aug   11.42 IST	\$520	0	-10	-40
	Tanker	-	27 Aug   11.42 IST	\$510	0	-10	-30
CNF Pakistan	Containers	-	27 Aug   11.42 IST	\$510	0	-30	-20
	Tanker	-	27 Aug   11.42 IST	\$500	0	-30	-20
CNF Turkey	Containers	-	27 Aug   11.42 IST	\$365	-15	-15	-15
	Tanker	-	27 Aug   11.42 IST	\$355	-15	-15	-15

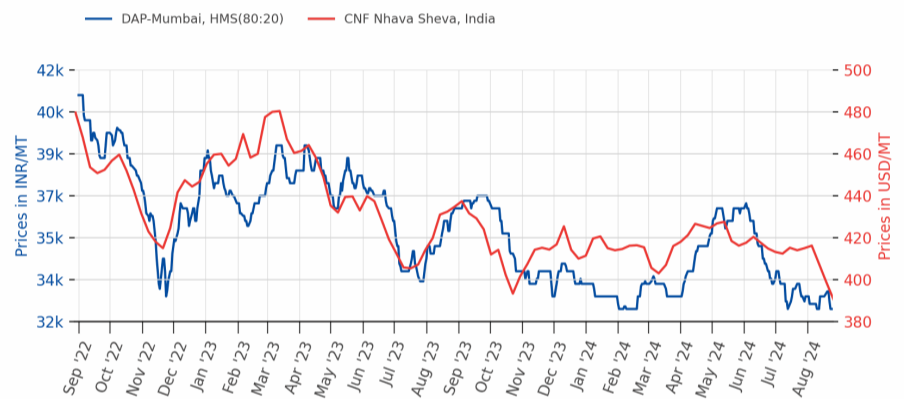
Note:- W-O-W: Week On Week, 1M: Change over last month, 3M: Change over last 3 months

Melting Scrap, CNF Turkey



Source:BigMint

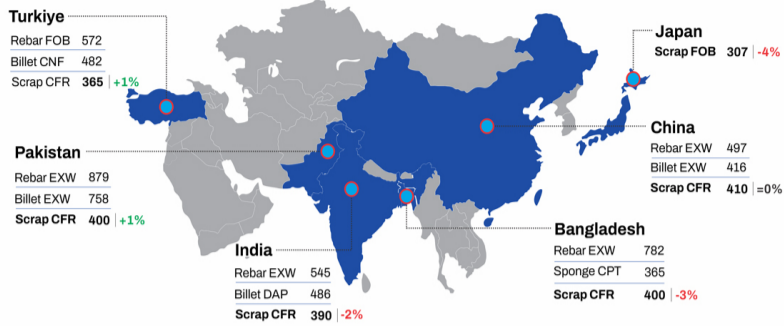
Melting Scrap DAP Mumbai/CNF India



Source:BigMint

# Scrap & Metallic News

## Global ferrous scrap market overview



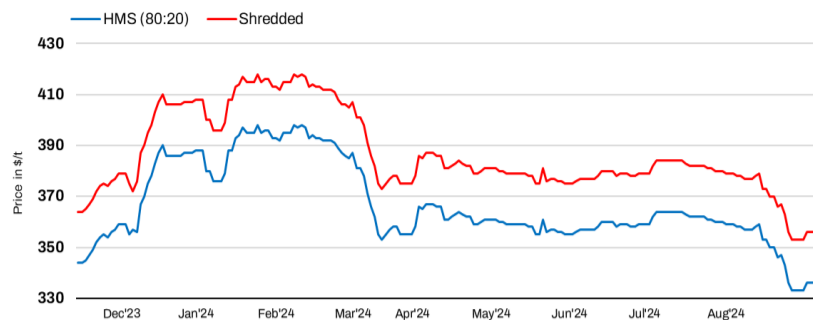
Week 35, 2024 (26-31 Aug'24)  
 Turkiye: Bulk HMS(80:20) scrap | Japan: H2 Scrap | South Asia: Shredded Scrap | Prices now in \$/t | % change on w-o-w basis | Source: BigMint

### Weekly round-up: Global ferrous scrap prices see mixed trend

2024-08-31

[READ MORE](#)

## US: FOB East Coast scrap export price trend



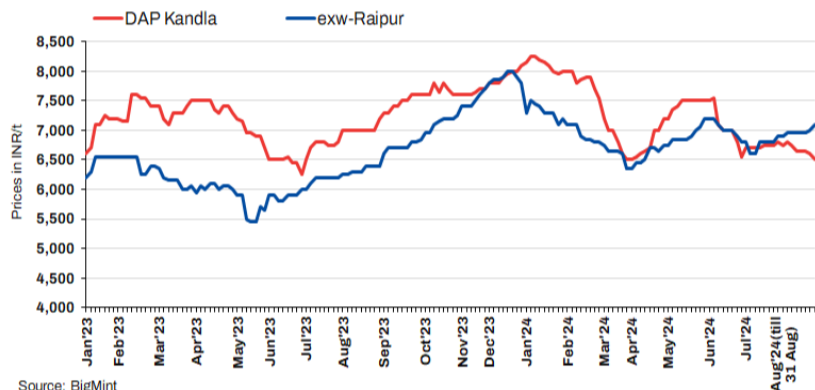
Source: BigMint

### US: Ferrous scrap export index recovers \$3/t w-o-w after hitting 9-month low

2024-08-31

[READ MORE](#)

## India: Domestic mill-scale prices



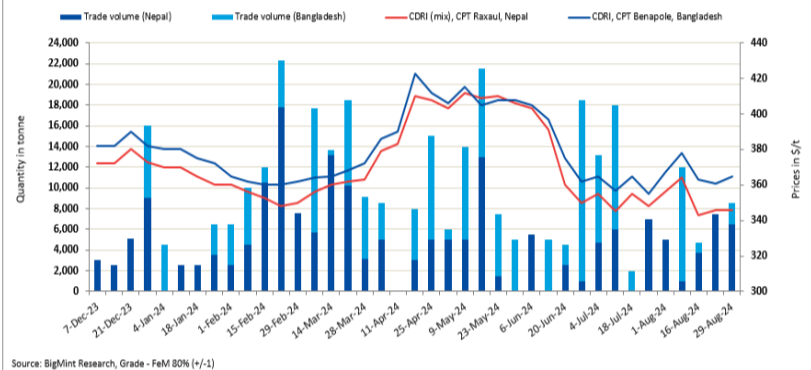
Source: BigMint

### India: Mill scale prices show varying trends across markets

2024-08-31

[READ MORE](#)

## India: Sponge iron Export Trade Vs Prices



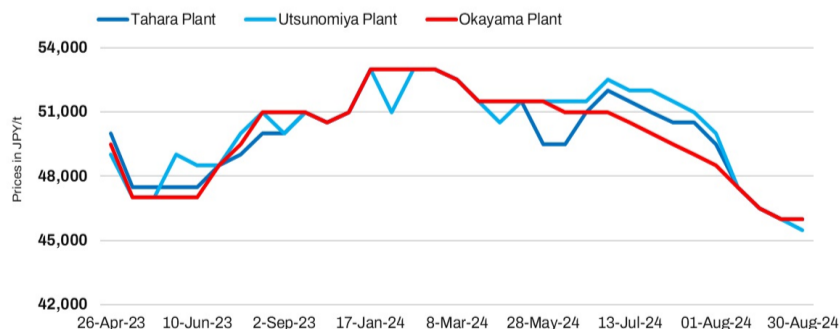
Source: BigMint Research, Grade - FeM 80% (+/-1)

### India: Around 8,500 t sponge iron export deals conclude for Nepal, Bangladesh

2024-08-30

[READ MORE](#)

## Japan: Tokyo Steel H2 scrap purchase price trend



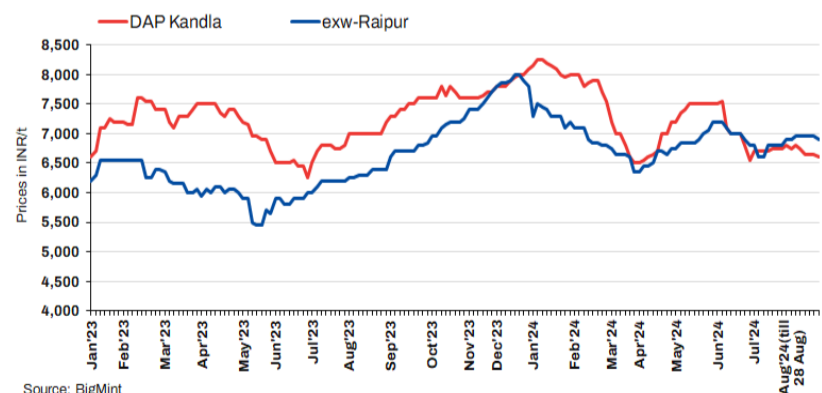
Source: BigMint

### Japan: Tokyo Steel further reduces scrap procurement prices by \$3/t

2024-08-29

[READ MORE](#)

## India: Domestic mill-scale prices



Source: BigMint

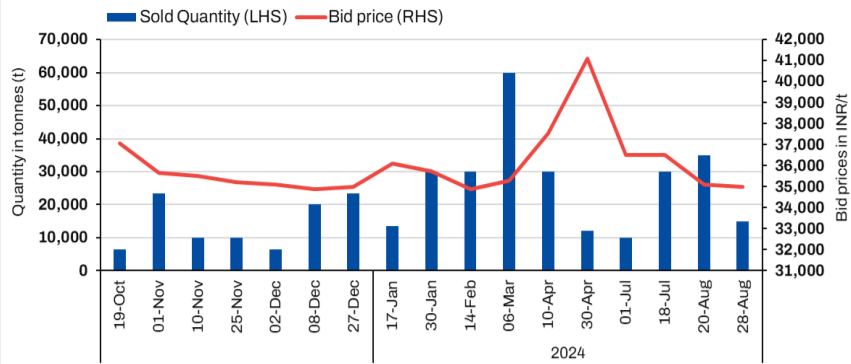
### India: Mill scale prices largely stable in Raipur and Kandla

2024-08-28

[READ MORE](#)



### India: NMDC Pig Iron auction summary



Source: BigMint

**NMDC's 15,000 t pig iron auction receives bids at base price**

2024-08-28

[READ MORE](#)

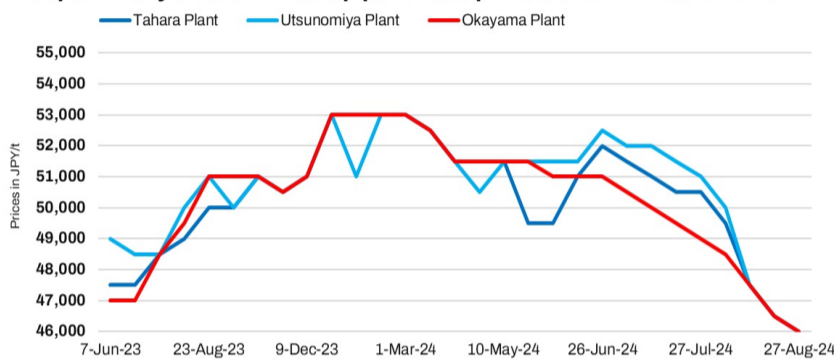
### Turkish imported bulk ferrous scrap deal updates

**Turkiye: Bulk ferrous scrap prices witness slight uptick in recent U.S. deal**

2024-08-28

[READ MORE](#)

### Japan: Tokyo Steel H2 scrap purchase price trend



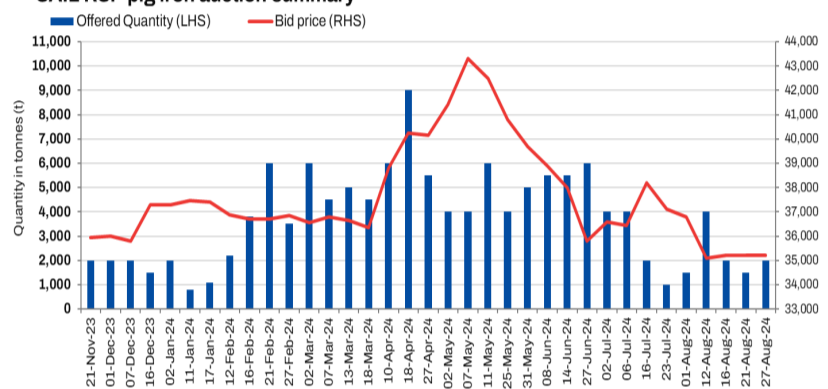
Source: BigMint

**Japan: Tokyo Steel cuts scrap buy prices further by \$3/t for each plants**

2024-08-27

[READ MORE](#)

### SAIL RSP pig iron auction summary



Last updated on 27-Aug-24 Source: BigMint

**India: SAIL-RSP's pig iron auction generates positive response**

2024-08-27

[READ MORE](#)

### Japanese ferrous scrap market updates

**Japan: Envipro Holdings plans to increase port handling capacity amid surge in global scrap trade**

2024-08-26

[READ MORE](#)

### Japanese domestic ferrous scrap market update

**Japan: Chubu region ferrous scrap prices drop by JPY 1,000-2,000/t (\$7-14/t)**

2024-08-26

[READ MORE](#)

# Steel

## Ingot/Billet (India)

Region	Particular	INGOT				BILLET			
		Price	Change	W-O-W	1M	Price	Change	W-O-W	1M
Indian prices (in INR/MT) <span style="float: right;">As on 31 Aug 2024</span>									
North India	Ghaziabad	40,600	0	-300	-700	-	-	-	-
North India	Ludhiana	43,800	-500	0	-700	-	-	-	-
North India	Mandi Gobindgarh	41,650	-250	+50	-700	41,650	-300	+50	-750
North India	Muzaffarnagar	40,500	0	-200	-500	-	-	-	-
East India	Rourkela	37,000	-100	0	-650	37,700	-100	+50	-400
Central India	Raigarh	37,550	-250	+50	-350	37,900	-300	+150	-300
Central India	Raipur	38,000	0	-100	-200	38,200	-150	-150	-300
West India	Ahmedabad	40,500	-100	+300	-500	41,000	-100	0	-1,000
West India	Jaipur	40,300	-100	+300	-300	-	-	-	-
West India	Mumbai	40,400	-100	+200	-100	40,800	-100	+200	0
East India	Durgapur	-	-	-	-	38,500	-200	+200	-300
East India	Kolkata	-	-	-	-	39,200	-200	+200	-300
West India	Bhavnagar	-	-	-	-	40,800	-100	+100	-700
West India	Goa	-	-	-	-	40,500	0	+200	0
West India	Jalna	-	-	-	-	40,400	0	0	-600
South India	Chennai	-	-	-	-	41,500	0	0	-1,500
South India	HINDPUR	-	-	-	-	40,700	-100	-200	-600
South India	Hyderabad	-	-	-	-	39,500	0	0	0
Eastern India	Ramgarh	-	-	-	-	38,600	-150	+300	-300

All prices are basic, GST @ 18% extra. Ingot - 3.5"\*4.5", Commercial Grade, Billet - 100\*100

## Rebar (India)

Particular/Delivery	Size/Grade	Delivery	As On	Price	PRICE @ 18%GST	Change	1M	3M
Indian prices (in INR/MT)								
Exy-Delhi/NCR	12-32mm, BF Route, IS 1786 Fe 550D	Ex-Yard	30 Aug   17.33 IST	50,200	59,200	+400	-1,500	-8,400
	12-32mm, BF Route, IS 1786 Fe 500D	Ex-Yard	30 Aug   17.33 IST	50,200	59,200	+400	-1,500	-8,400
Exy-Durgapur	12-32mm BF Route, IS 1786 Fe 500D	Ex-Yard	30 Aug   17.33 IST	48,800	57,600	-500	-3,100	-7,900
	12-32mm BF Route, IS 1786 Fe 550D	Ex-Yard	30 Aug   17.33 IST	48,800	57,600	-500	-3,100	-7,900
Exy-Ahmedabad	12-32mm BF Route, IS 1786 Fe 500D	Ex-Yard	30 Aug   17.33 IST	49,600	58,500	0	-1,800	-8,600
	12-32mm BF Route, IS 1786 Fe 550D	Ex-Yard	30 Aug   17.33 IST	49,600	58,500	0	-1,800	-8,600
Exy-Mumbai	12-32mm, BF Route, IS 1786 Fe 500D	Ex-Yard	30 Aug   17.33 IST	50,300	59,400	+700	-500	-7,800
	12-32mm, BF Route, IS 1786 Fe 550D	Ex-Yard	30 Aug   17.33 IST	50,300	59,400	+700	-500	-7,800
Exy-Bangalore	12-32mm, BF Route, IS 1786 Fe 500D	Ex-Yard	30 Aug   17.33 IST	50,800	59,900	+300	-1,500	-8,000
	12-32mm, BF Route, IS 1786 Fe 550D	Ex-Yard	30 Aug   17.33 IST	50,800	59,900	+300	-1,500	-8,000
Exy-Chennai	12-32mm, BF Route, IS 1786 Fe 550D	Ex-Yard	30 Aug   17.33 IST	50,300	59,400	+100	-1,800	-8,100
	12-32mm, BF Route, IS 1786 Fe 500D	Ex-Yard	30 Aug   17.33 IST	50,300	59,400	+100	-1,800	-8,100
Exy-Hyderabad	12-32mm, BF Route, IS 1786 Fe 500D	Ex-Yard	30 Aug   17.33 IST	49,300	58,200	-100	-1,800	-9,000
	12-32mm, BF Route, IS 1786 Fe 550D	Ex-Yard	30 Aug   17.33 IST	49,300	58,200	-100	-1,800	-9,000
Indian prices (in INR/MT)								
Ex-Delhi/NCR	12-25mm, IF Route, Fe 500, IS 1786	Ex-Works	31 Aug   13.31 IST	44,800	52,900	-200	-1,700	-6,200
Ex-Jaipur	12-25mm IF route, Fe 500, IS 1786	Ex-Works	31 Aug   13.31 IST	43,900	51,800	-300	-1,000	-6,200
Ex-Mandi Gobindgarh	12-25mm, IF Route, Fe 500, IS 1786	Ex-Works	31 Aug   13.31 IST	46,400	54,800	0	-1,000	-5,500
Ex-Muzaffarnagar	12-25mm, IF Route, Fe 500, IS 1786	Ex-Works	31 Aug   13.31 IST	44,100	52,000	-200	-1,300	-5,900
Ex-Durgapur	12-25mm, IF Route, Fe 500D, IS 1786	Ex-Works	31 Aug   13.31 IST	42,900	50,600	-100	-800	-6,100
	12-25mm, IF Route, Fe 500, IS 1786	Ex-Works	31 Aug   13.31 IST	40,800	48,100	-100	-800	-6,200
Ex-Rourkela	12-25mm, IF Route, Fe 500, IS 1786	Ex-Works	31 Aug   13.31 IST	41,100	48,500	-100	-1,100	-6,400
	12-25mm, IF Route, Fe 500D, IS 1786	Ex-Works	31 Aug   13.31 IST	47,400	55,900	-200	-400	-4,900
Ex-Raigarh	12-25mm, IF Route, Fe 500, IS 1786	Ex-Works	31 Aug   13.31 IST	40,900	48,300	-100	-300	-6,400
Ex-Raipur	12-25mm, IF Route, Fe 500D, IS 1786	Ex-Works	31 Aug   13.31 IST	44,800	52,900	0	-200	-6,200
	12-25mm, IF Route, Fe 500, IS 1786	Ex-Works	31 Aug   13.31 IST	41,500	49,000	0	-200	-6,500
Ex-Ahmedabad	12-25mm, IF Route, Fe 500, IS 1786	FOR	31 Aug   13.31 IST	44,800	52,900	0	-1,200	-6,500

Ex-Goa	12-25mm, IF Route, Fe 500, IS 1786	Ex-Works	31 Aug   13.31 IST	46,400	54,800	0	- 900	- 5,400
Ex-Jalna	12-25mm, IF Route, Fe 500, IS 1786	Ex-Works	31 Aug   13.31 IST	44,600	52,600	0	- 900	- 7,600
Ex-Mumbai	12-25mm, IF Route, Fe 500, IS 1786	Ex-Works	31 Aug   13.31 IST	45,800	54,000	0	+ 1,500	- 5,900
Ex-Bangalore	12-25mm, IF Route, Fe 550D, IS 1786	Ex-Works	31 Aug   13.31 IST	49,800	58,800	0	- 700	- 4,600
	12-25mm, IF Route, Fe 550, IS 1786	Ex-Works	31 Aug   13.31 IST	46,200	54,500	0	- 1,100	- 5,500
Ex-Chennai	12-25mm, IF Route, Fe 500, IS 1786	Ex-Works	31 Aug   13.31 IST	46,200	54,500	0	- 1,300	- 4,800
Ex-Hyderabad	12-25mm, IF Route, Fe 500, IS 1786	Ex-Works	31 Aug   13.31 IST	43,500	51,300	0	0	- 5,500
Ex-Patna	12-25mm IF route, Fe 500, IS 1786	Ex-Works	31 Aug   13.31 IST	42,400	50,000	0	- 1,600	- 6,300

## Structure (Medium & Small Scale Producers) (India)

Region/Zone	Particular	40 ANGLE	Change	1M	75 CHANNEL	Change	1M	200 BEAM	Change	1M
Indian prices (in INR/MT)										
North India	Ghaziabad	-	-	-	-	-	-	49,100	- 100	- 500
East India	Durgapur	44,000	- 200	- 700	44,000	- 200	- 700	44,450	0	- 1,000
Central India	Raipur	-	-	-	44,200	- 200	- 200	-	-	-
West India	Ahmedabad	46,200	+ 200	- 400	46,200	+ 200	- 400	-	-	-
West India	Mumbai	48,500	0	+ 500	49,300	0	+ 500	-	-	-
South India	Hyderabad	46,900	0	- 600	46,500	0	- 600	-	-	-

Indian Structure price assessment frequency has been increased from weekly to daily basis, All prices are basic, Commercial Grade, Basic Price GST @ 18% extra

## Wire Rod (India)

Particular	Size/Grade	Raipur	Change	W-O-W	Durgapur	Change	W-O-W
Indian prices (in INR/MT)							
SWRY 14 LC Gr 3, Induction route	5.5 mm	42,100	- 100	0	41,800	- 100	+ 200
HB Wire, Induction route	12 Gauge	44,600	- 100	0	44,300	- 100	+ 200
GI Wire, Induction route	12 Gauge	48,300	- 100	- 600	51,800	- 100	+ 200
Barbed Wire, Induction route	12*12 Gauge	50,300	- 100	- 600	54,800	- 100	+ 200
Binding Wire, Induction route	20 Gauge	50,700	0	- 100	50,800	- 100	+ 200

Daily Assessment, Commercial Grade, Basic Price GST @ 18% extra

## HRC (India)

Particular/Delivery	Size/Grade	Delivery	As On	Price	Change	1M	3M
Indian prices (in INR/MT)							
Delhi	2.5-8mm / CTL, IS2062, Gr E250 Br.	Ex-stockyard	30 Aug   17.57 IST	49,800	- 600	- 1,250	- 4,800
	2.5-8mm / CTL, IS2062, Gr E250 Br.	Ex-stockyard	30 Aug   17.57 IST	49,700	- 500	- 1,250	- 4,200
Faridabad	2.5-8mm / CTL, IS2062, Gr E350 Br.	Ex-stockyard	30 Aug   17.57 IST	52,700	- 500	- 1,300	- 4,200
	1.8mm / CTL, IS2062, Gr E250 Br.	Ex-stockyard	30 Aug   17.57 IST	51,200	- 500	- 1,300	- 4,200
Ludhiana	2.5-8mm / CTL, IS2062, Gr E250 Br.	Ex-stockyard	30 Aug   17.57 IST	50,000	- 1,000	- 2,200	- 4,900
Kolkata	2.5-8mm / CTL, IS2062, Gr E250 Br.	Ex-stockyard	30 Aug   17.57 IST	48,300	0	- 2,100	- 5,000
Ahmedabad	2.5-8mm / CTL, IS2062, Gr E250 Br.	Ex-stockyard	30 Aug   17.57 IST	51,000	0	- 1,450	- 3,750
	2.5-8mm / CTL, IS2062, Gr E350 Br.	Ex-stockyard	30 Aug   17.57 IST	53,000	- 300	- 1,150	- 3,950
Mumbai	1.8mm / CTL, IS2062, Gr E250 Br.	Ex-stockyard	30 Aug   17.57 IST	51,500	- 300	- 1,250	- 3,950
	2.5-8mm / CTL, IS2062, Gr E250 Br.	Ex-stockyard	30 Aug   17.57 IST	50,000	- 300	- 1,250	- 3,900
Bangalore	2.5-8mm / CTL, IS2062, Gr E250 Br.	Ex-stockyard	30 Aug   17.57 IST	52,100	0	- 2,350	- 4,450
Chennai	1.8mm / CTL, IS2062, Gr E250 Br.	Ex-stockyard	30 Aug   17.57 IST	52,300	0	- 1,600	- 4,950
	2.5-8mm / CTL, IS2062, Gr E250 Br.	Ex-stockyard	30 Aug   17.57 IST	50,400	- 100	- 2,100	- 5,350
Hyderabad	2.5-8mm / CTL, IS2062, Gr E250 Br.	Ex-stockyard	30 Aug   17.57 IST	49,900	- 100	- 1,900	- 4,650

Weekly Assessment, Commercial Grade, \*Basic Price GST @ 18% extra.,

## CRC (India)

Particular/Delivery	Size/Grade	Delivery	As On	Price	Change	1M	3M
Indian prices (in INR/MT)							
Delhi	0.90mm / CTL, IS 513, CR1	Ex-stockyard	30 Aug   18.03 IST	57,500	- 500	- 1,350	- 3,400
Faridabad	0.5mm / CTL, IS 513, CR1	Ex-stockyard	30 Aug   18.03 IST	58,700	- 500	- 1,600	- 3,050
	0.90mm / CTL, IS 513, CR1	Ex-stockyard	30 Aug   18.03 IST	57,200	- 500	- 1,600	- 3,050
Ludhiana	0.90mm / CTL, IS 513, CR1	Ex-stockyard	30 Aug   18.03 IST	57,000	- 1,000	- 2,000	- 4,200
Kolkata	0.90mm / CTL, IS 513, CR1	Ex-stockyard	30 Aug   18.03 IST	54,500	- 1,100	- 1,900	- 4,000
Ahmedabad	0.90mm / CTL, IS 513, CR1	Ex-stockyard	30 Aug   18.03 IST	57,500	0	- 2,050	- 3,650

Mumbai	0.5mm / CTL, IS 513, CR1	Ex-stockyard	30 Aug   18.03 IST	58,700	-100	-1,450	-3,500
	0.90mm / CTL, IS 513, CR1	Ex-stockyard	30 Aug   18.03 IST	57,300	-100	-1,400	-3,400
Bangalore	0.9mm / CTL, IS 513, CR1	Ex-stockyard	30 Aug   18.03 IST	60,000	0	-2,500	-3,300
Chennai	0.90mm / CTL, IS 513, CR1	Ex-stockyard	30 Aug   18.03 IST	61,500	0	-650	-1,950
	0.5mm / CTL, IS 513, CR1	Ex-stockyard	30 Aug   18.03 IST	63,000	0	-650	-1,950
Hyderabad	0.90mm / CTL, IS 513, CR1	Ex-stockyard	30 Aug   18.03 IST	58,200	-100	-2,800	-4,550

Weekly Assessment, Commercial Grade, \*Basic Price GST @ 18% extra.,

## HR Plate (India)

Particular/Delivery	Size/Grade	Delivery	As On	Price	Change	1M	3M
Indian prices (in INR/MT)							
Delhi	60-100mm, Gr E350 Br.	Ex-stockyard	28 Aug   18.13 IST	61,900	0	-1,300	-4,400
	5-10mm, Gr E350 Br.	Ex-stockyard	28 Aug   18.13 IST	54,000	0	-800	-3,900
	20-40mm, Gr E350 Br.	Ex-stockyard	28 Aug   18.13 IST	58,200	0	-1,600	-3,900
	60-100mm, Gr E250 Br.	Ex-stockyard	28 Aug   18.13 IST	58,400	0	-1,300	-4,400
	5-10mm, Gr E250 Br.	Ex-stockyard	28 Aug   18.13 IST	50,500	0	-800	-4,000
	20-40mm, Gr E250 Br.	Ex-stockyard	28 Aug   18.13 IST	54,700	0	-1,600	-3,800
Mumbai	60-100mm, Gr E350 Br.	Ex-stockyard	28 Aug   18.13 IST	61,800	0	-1,600	-3,500
	5-10mm, Gr E350 Br.	Ex-stockyard	28 Aug   18.13 IST	54,000	0	-1,300	-4,500
	20-40mm, Gr E350 Br.	Ex-stockyard	28 Aug   18.13 IST	57,800	-200	-1,500	-3,600
	60-100mm, Gr E250 Br.	Ex-stockyard	28 Aug   18.13 IST	58,300	0	-1,700	-3,500
	5-10mm, Gr E250 Br.	Ex-stockyard	28 Aug   18.13 IST	50,500	0	-1,100	-4,500
	20-40mm, Gr E250 Br.	Ex-stockyard	28 Aug   18.13 IST	54,200	-300	-1,800	-3,800

Weekly Assessment, Commercial Grade, Basic Price GST @ 18% extra

## GP (India)

Indian prices (in INR/MT)							
Delhi	0.7mm / CTL, 120 GSM, IS277	Ex-stockyard	29 Aug   18.11 IST	59,500	-700	-3,300	-6,400
	0.6mm / CTL, 120 GSM, IS277	Ex-stockyard	29 Aug   18.11 IST	60,800	-700	-3,500	-6,600
Mumbai	0.8mm / CTL, 120 GSM, IS277	Ex-stockyard	29 Aug   18.11 IST	60,300	0	-2,100	-4,600
	0.6mm / CTL, 120 GSM, IS277	Ex-stockyard	29 Aug   18.11 IST	61,800	0	-2,100	-4,600
Chennai	0.8-1.6mm / CTL, 120gsm, IS277	Ex-stockyard	29 Aug   18.11 IST	63,800	0	-1,700	-6,800
	0.6mm / CTL, 120 GSM, IS277	Ex-stockyard	29 Aug   18.11 IST	65,300	0	-1,700	-6,800
Hyderabad	0.8mm / CTL, 120 GSM, IS277	Ex-stockyard	29 Aug   18.11 IST	63,300	-1,000	-3,200	-6,000
	0.6mm / CTL, 120 GSM, IS277	Ex-stockyard	29 Aug   18.11 IST	64,800	-1,000	-3,200	-6,000

## PPGI (India)

Particular/Delivery	Size/Grade	Delivery	As On	Price	Change	1M	3M
Indian prices (in INR/MT)							
Delhi	0.5mm / CTL, 90 GSM, IS14246	Ex-stockyard	29 Aug   18.00 IST	69,000	-1,000	-3,300	-5,900
Mumbai	0.5mm / CTL, 90 GSM, IS14246	Ex-stockyard	29 Aug   18.00 IST	69,000	+200	-1,300	-5,300

## MS Pipes (India)

Indian prices (in INR/MT)							
Ex-Raipur	41-60 OD (Patra Based)	Ex-works	31 Aug   14.47 IST	41,500	-300	-900	-6,700
Ex-Mandi Gobindgarh	41-60 OD (Patra Based)	Ex-works	31 Aug   14.47 IST	43,400	-300	-1,800	-6,000
Exy-Delhi	2.2-6mm, IS 1239,IS 1161 (HR Coil Based)	Ex-Yard	28 Aug   17.51 IST	55,000	-1,000	-2,500	-7,500
Exy-Raipur	2.2-6mm, IS 1239,IS 1161 (HR Coil Based)	Ex-Yard	28 Aug   17.51 IST	54,000	-1,000	-3,000	-6,000
Exy-Mumbai	2.2-6mm, IS 1239,IS 1161 (HR Coil Based)	Ex-Yard	28 Aug   17.51 IST	54,000	-1,000	-2,500	-7,000
Exy-Pune	2.2-6mm, IS 1239,IS 1161 (HR Coil Based)	Ex-Yard	28 Aug   17.51 IST	54,000	-1,000	-2,500	-7,000
Exy-Bangalore	2.2-6mm, IS 1239,IS 1161 (HR Coil Based)	Ex-Yard	28 Aug   17.51 IST	54,500	-1,000	-2,500	-6,000
Exy-Hyderabad	2.2-6mm, IS 1239,IS 1161 (HR Coil Based)	Ex-Yard	28 Aug   17.51 IST	54,500	-1,000	-2,500	-6,500

## Billet (Global)

Particular/Delivery	Size/Grade	Delivery	As On	Price	Change	1M	3M
Global prices (in USD/MT)							
FOB India	150*150, 3SP/4SP	-	30 Aug   18.05 IST	\$490	0	0	NA
FOB Iran	130*130, 3SP	-	30 Aug   18.05 IST	\$465	0	-5	-13
FOB Russia	130*130, 3SP	-	30 Aug   18.05 IST	\$468	-2	-22	-27
CNF Nepal	100*100, IS 2831 (IF Grade)	-	30 Aug   18.03 IST	\$487	+2	-11	-67.5
CNF Philippines	150*150, 3SP	-	30 Aug   18.03 IST	\$470	0	-17.5	-52.5
CNF Turkey	120*120	-	30 Aug   18.03 IST	\$482	-3	-25.5	-38

Weekly Assessment

## Rebar (Global)



Particular/Delivery	Size/Grade	Delivery	As On	Price	Change	1M	3M
Global prices (in USD/MT)							
FOB Turkey	12-32mm, Commercial	-	30 Aug   12.54 IST	\$572	-1	-6	-6

## Wire Rod (Global)

Particular/Delivery	Size/Grade	Delivery	As On	Price	Change	1M	3M
Global prices (in USD/MT)							
CNF Nepal	5.5-6.0mm, Commercial Grade	-	31 Aug   13.10 IST	\$525	-5	-10	-67
	6-8 mm, ASTM A510 SAE 1008	-	31 Aug   13.10 IST	\$590	+5	+15	NA

## HRC (Global)

Particular/Delivery	Size/Grade	Delivery	As On	Price	Change	1M	3M
Global prices (in USD/MT)							
CNF Bangladesh	2mm, SAE 1006 (China origin)	-	27 Aug   18.45 IST	\$520	+15	-20	-55
CNF Dubai	2mm, SAE1006 (India origin), SAE1006	-	23 Apr   18.30 IST	\$595	0	NA	NA
CNF Europe	3-4mm, S235JR	-	27 Aug   18.45 IST	\$520	+10	-30	-65
	3mm+, S275	-	27 Aug   18.45 IST	\$620	0	-30	NA
CNF India	2-12 mm, SS400 (China Origin)	-	27 Aug   18.45 IST	\$495	0	-40	-65
	3mm, SS400 (South Korea Origin)	-	16 Jul   18.40 IST	\$570	-30	NA	NA
CNF Nepal	2mm, SAE1006 (India origin), SAE1006	-	27 Aug   18.45 IST	\$560	-5	-40	-70
CNF Pakistan	2mm, SS400 (China origin), SS400	-	27 Aug   18.45 IST	\$500	+20	-30	-52
	2mm, SS400 (Japan origin), SS400	-	28 May   18.42 IST	\$585	0	NA	NA
CNF UAE	2mm, SAE1006 (China Origin)	-	27 Aug   18.45 IST	\$500	-10	-40	-75
	2 mm, SAE 1006 (Formosa, skin pass)	-	29 Aug   12.32 IST	\$517	-17	NA	NA
CNF Vietnam	2-20mm, SAE 1006 (India Origin)	-	09 Apr   18.25 IST	\$567	0	NA	NA
	2-3mm, SAE 1006 (China Origin)	-	27 Aug   18.45 IST	\$485	-15	-35	-70
	Thickness - 2-6 mm, Width - 1.1-1.3m	-	01 Aug   17.51 IST	\$530	-25	0	-35
FOB Black Sea	3mm, SAE1006	-	27 Aug   18.50 IST	\$495	0	-48	-67
FOB China	3-12mm, SS400	-	27 Aug   18.50 IST	\$465	+10	-30	-65
FOB India	2.5 mm, SAE1006	-	23 Apr   18.30 IST	\$560	0	NA	NA
FOB Japan	2mm, SS400	-	27 Aug   18.50 IST	\$505	-25	NA	NA
FOB South Korea	1.6-2.5mm, SAE 1006	-	13 Aug   18.46 IST	\$520	-30	NA	NA

## CRC (Global)

Particular/Delivery	Size/Grade	Delivery	As On	Price	Change	1M	3M
Global prices (in USD/MT)							
FOB China	0.90mm, SPCC	-	28 Aug   18.24 IST	\$520	0	-40	-85
FOB India	0.9 mm, IS 513 Gr.O	-	28 Aug   18.24 IST	\$655	-10	-20	NA
FOB Russia	0.90mm, SPCC	-	28 Aug   18.24 IST	\$590	0	-45	-65

## HR Plate (Global)

Particular/Delivery	Size/Grade	Delivery	As On	Price	Change	1M	3M
Global prices (in USD/MT)							
FOB China	5-10mm, SS 400	-	28 Aug   18.25 IST	\$480	0	-45	-75

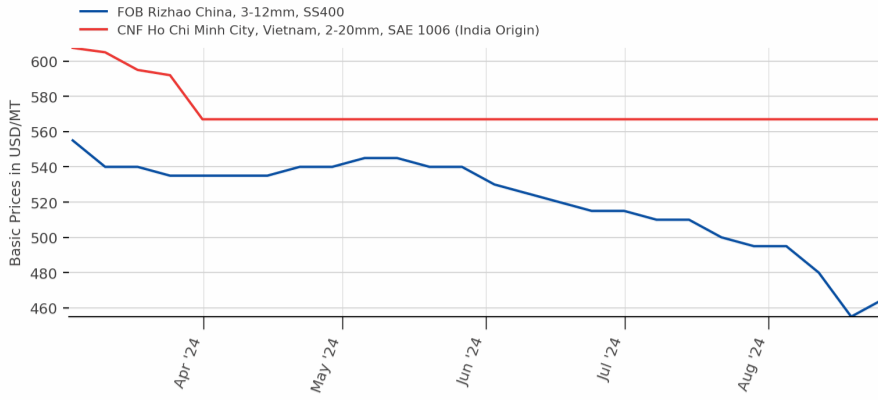
## GP (Global)

Particular/Delivery	Size/Grade	Delivery	As On	Price	Change	1M	3M
Global prices (in USD/MT)							
FOB China	DX51D+z80, Width 1,000-1,500 mm, thickness 0.5-2mm	-	29 Aug   17.29 IST	\$590	+20	-25	-60
FOB India	Width 900-1250mm, thickness 0.50mm, DX51D+z80, BS EN 10142:2000	-	29 Aug   17.29 IST	\$745	0	-5	-55

Note:- W-O-W: Week On Week, 1M: Change over last month, 3M: Change over last 3 months

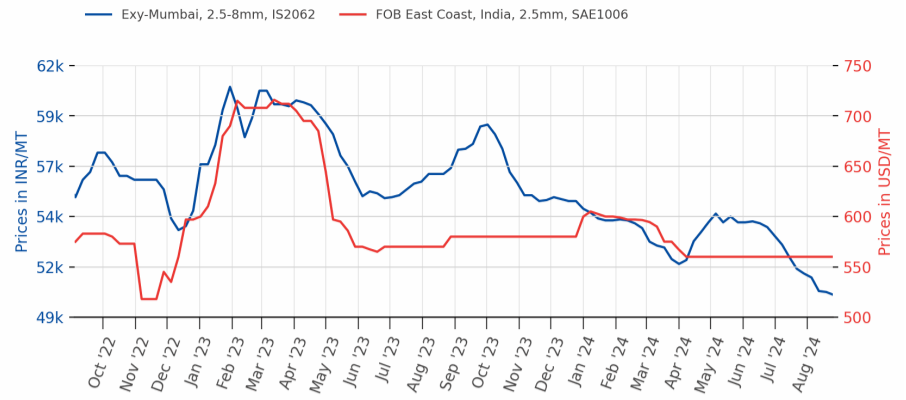


HRC



Source:BigMint

Prices of HRC Exy Mumbai/FOB India



Source:BigMint



### Weekly snapshot

Commodity	Change in %
Coking coal	-0.93 %
Billet	-0.39 %
Rebar	0.24 %
HRC (Cut-to-length)	-0.86 %

% Change on w-o-w basis

## Weekly round-up: Semi-finished steel prices increase, primary mills hike offers

**2024-08-31** [READ MORE](#)



### China steel market highlights



Week 35, 2024  
Source: BigMint Research

## China Weekly: Steel prices show uptrend with rise in SHFE futures

**2024-08-31** [READ MORE](#)



### ERW pipes (patra based) prices - 41-60 OD



Source: BigMint

## India: ERW patra pipe trade activities remain robust in key markets

**2024-08-31** [READ MORE](#)




### Global billet prices



Source: BigMint

## Weekly round up: Global billet market exhibits positive sentiments

**2024-08-31** [READ MORE](#)



### Top steel exporters to EU in 2023

Country	Quantity (mnt)	Emissions intensity (tCO2/tcs)
South Korea	3.2 mnt	1.6 tCO2/tcs
India	3.0 mnt	2.55 tCO2/tcs
Taiwan	2.4 mnt	1.4 tCO2/tcs
Turkiye	2.3 mnt	1 tCO2/tcs
China	2.2 mnt	2.1 tCO2/tcs

Quantity in million tonnes (mnt) | tCO2/tcs: tonne of carbon dioxide (co2) per tonne of crude steel | Source: BigMint  
Emission intensity figures are approximate

## Will India's steel industry be most affected by CBAM?-BigMint explores

**2024-08-31** [READ MORE](#)



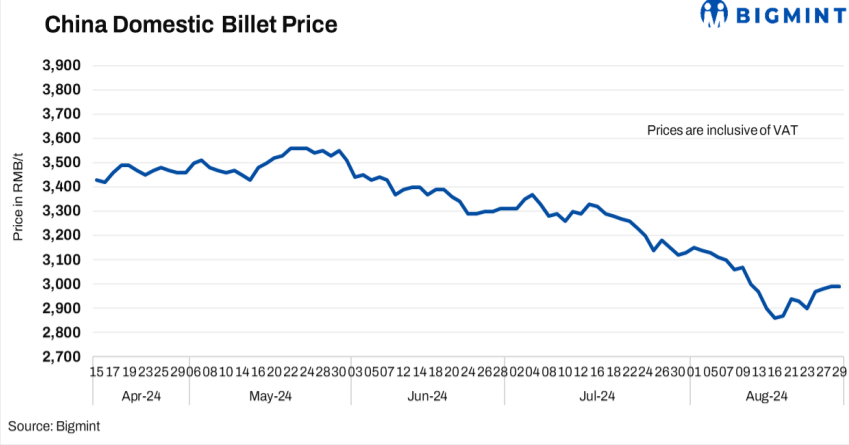
### China Domestic Billet Price



Source: BigMint

## China: Steel billet prices fall by RMB 30/t (\$4/t) d-o-d

**2024-08-30** [READ MORE](#)



**China: Steel billet prices remain stable d-o-d despite drop in rebar futures**

2024-08-29

[READ MORE](#)



**KEC International bags new orders worth INR 1,171 crore in the Middle East**

2024-08-29

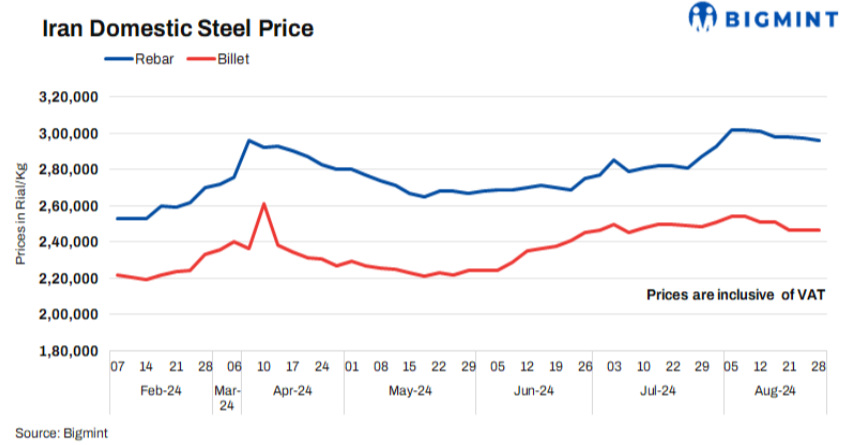
[READ MORE](#)



**India: Jindal Steel & Power hikes rebar prices by INR 1,000/t (\$12/t)**

2024-08-29

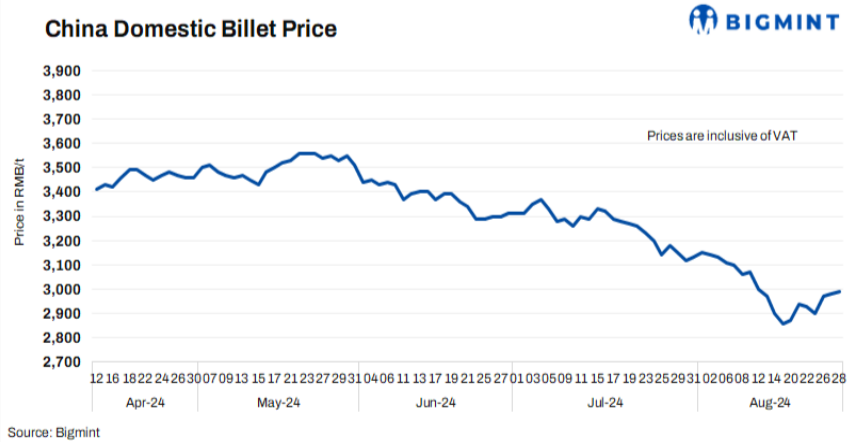
[READ MORE](#)



**Iran: Domestic billet prices stable, rebar continues to head south**

2024-08-28

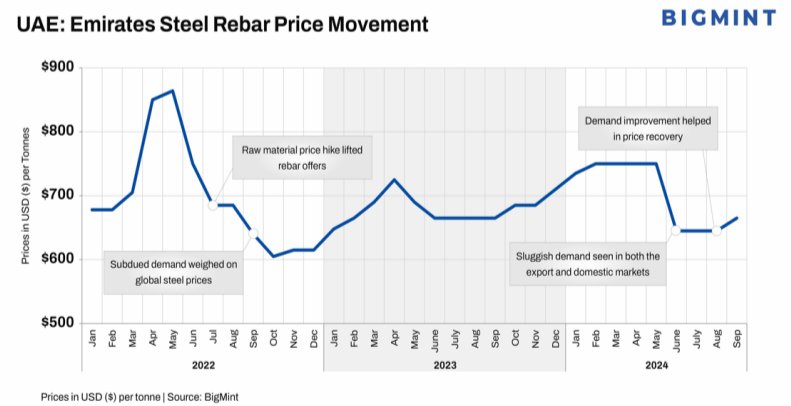
[READ MORE](#)



**China: Steel billet prices edge up RMB 10/t (\$1/t) d-o-d**

2024-08-28

[READ MORE](#)



**UAE: Emirates Steel raises rebar offers by \$20/t m-o-m for Sep'24**

2024-08-28

[READ MORE](#)

## Ferro Alloy

### Manganese Ore (India)

Particular/Delivery	Size/Grade	Delivery	As On	Price	Change	1M	3M
Indian prices (in INR/MT)							
MOIL	6-80 mm, Lumps, Mn 46%	Ex-Mines	01 Aug   13.27 IST	28,175	-3,131	-3,131	NA
	Lumps, Lumps, Mn 44%, Fe 7%	Ex-Mines	01 Aug   13.27 IST	26,951	-2,995	-2,995	NA
	Lumps, Mn 37%, Fe 7.5%	Ex-Mines	01 Aug   13.27 IST	15,146	-5,601	-5,601	NA
	6-80 mm, Lumps, Mn 30%	Ex-Mines	01 Aug   13.27 IST	7,437	-2,751	-2,751	NA

Weekly Assessment, Prices Ex-Mines Basis Including Royalty

### Chrome Ore (India)

Particular/Delivery	Size/Grade	Delivery	As On	Price	Change	1M	3M
Indian prices (in INR/MT)							
Ex-Jajpur (OMC-eAuction)	Friable 54%+	Ex-Mines	21 Aug   18.29 IST	38,085	-202	NA	NA
	Friable 52-54%	Ex-Mines	21 Aug   18.29 IST	34,119	+1,935	NA	NA
	Friable 50-52%	Ex-Mines	21 Aug   18.29 IST	24,252	-521	NA	NA
	Lumps, Friable 48-50%	Ex-Mines	21 Aug   18.29 IST	23,721	-424	NA	NA

OMC E-Auction Prices Including Royalty

### Silico Manganese (India)

Particular/Delivery	Size/Grade	Delivery	As On	Price	Change	1M	3M
Indian prices (in INR/MT)							
Ex-Durgapur	10-150 mm, LC (Mn 55% min.)	Ex-Works	29 Aug   10.20 IST	83,250	-1,050	+250	-28,350
	10-150 mm, MC (Mn 53% min.)	Ex-Works	29 Aug   10.20 IST	78,200	-1,200	+500	-24,400
	10-50 MM, HC 60-14	Ex-Works	30 Aug   18.45 IST	68,200	-100	-880	-24,200
	25-150 mm, HC 60-14	Ex-Works	30 Aug   18.45 IST	67,700	-100	-880	-24,280
Ex-Raipur	25-150 mm, HC 60-14	Ex-Works	30 Aug   18.45 IST	67,900	-400	-1,110	-25,140
Ex-Vizag	25-150 mm, HC 60-14	Ex-Works	30 Aug   18.45 IST	67,800	-150	-680	-24,200

Weekly Assessment; All Prices are basic; GST @ 18% extra

### Ferro Manganese (India)

Particular/Delivery	Size/Grade	Delivery	As On	Price	Change	1M	3M
Indian prices (in INR/MT)							
Ex-Durgapur	10-150 mm, MC (Mn 70% min)	Ex-Works	29 Aug   10.22 IST	103,000	0	-5,750	-30,400
	25-150 mm, HC 70%	Ex-Works	30 Aug   18.41 IST	73,400	-900	-2,140	-23,740
Ex-Raipur	25-150 mm, HC 70%	Ex-Works	30 Aug   18.41 IST	73,600	-400	-1,640	-23,340

Weekly Assessment; All Prices are basic; GST @ 18% extra

### Ferro Chrome (India)

Particular/Delivery	Size/Grade	Delivery	As On	Price	Change	1M	3M
Indian prices (in INR/MT)							
Ex-Durgapur	10-60 mm, LC 60%	Ex-Works	29 Aug   10.11 IST	220,000	+1,000	+1,000	-12,000
Ex-Jajpur	10-150mm, HC 60%, Si- 4%	Ex-Works	30 Aug   10.21 IST	107,000	+300	+1,150	+1,100
	10-150mm, HC 60%, Si - 2%	Ex-Works	29 Aug   10.11 IST	113,000	+4,000	+2,000	+100

Weekly Assessment; All Prices are basic; GST @ 18% extra

### Ferro Silicon (India)

Particular/Delivery	Size/Grade	Delivery	As On	Price	Change	1M	3M
Indian prices (in INR/MT)							
Ex-Guwahati	25-150 mm, FeSi 70%	Ex-Works	30 Aug   18.39 IST	85,900	-2,200	-5,600	-12,700
Ex-Bhutan	25-150 mm, FeSi 70%	Ex-Works	30 Aug   18.39 IST	88,800	0	-3,050	-9,400

Weekly Assessment; All Prices are basic; GST @ 18% extra

### Manganese Ore (Global)

Particular/Delivery	Size/Grade	Delivery	As On	Price	Change	1M	3M
Global prices (in USD/MT)							
CNF China	Lumps, Mn 37% (USD/dmtu)	-	31 Aug   11.04 IST	\$3.84 /dmtu	-0.02	-0.49	-2.56
	Lumps, Mn 44% (USD/dmtu)	-	31 Aug   11.04 IST	\$6.03 /dmtu	-0.03	-2.97	-2.27



CNF India	Lumps, Mn 37%, (South African origin) (USD/dmtu)	-	31 Aug   11.04 IST	\$4 /dmtu	0	-0.45	-2.55
	Lumps, Mn 44% (USD/dmtu)	-	31 Aug   11.04 IST	\$6.15 /dmtu	-0.05	-2.95	-2.3
	Lumps, Mn 46%, (USD/dmtu)	-	31 Aug   11.04 IST	\$6.6 /dmtu	-0.05	-3.1	-2.4

Weekly Assessment

## Chrome Ore (Global)

Global prices (in USD/MT)							
CNF China	Conc 40-42%, S. Africa	-	27 Aug   17.34 IST	\$315	0	+5	0
	Conc 46-48%, Turkish	-	27 Aug   17.34 IST	\$420	0	-10	+5

Weekly Assessment

## Silico Manganese (Global)

Global prices (in USD/MT)							
FOB India	25-150 mm, HC 60-14	-	30 Aug   18.45 IST	\$827	0	-9	-296.4
	25-150 mm, HC 65-16	-	30 Aug   18.45 IST	\$935	0	-31.8	-301.4

Weekly Assessment

## Ferro Manganese (Global)

Global prices (in USD/MT)							
FOB India	25-150 mm, HC 70%	-	30 Aug   18.46 IST	\$897	-3	-42.2	-238.2
	25-150 mm, HC 75%	-	30 Aug   18.46 IST	\$950	-2	-62.2	-287

Weekly Assessment

## Ferro Chrome (Global)

Global prices (in USD/MT)							
CNF China	10-150mm, HC 60% (cents/lb)	-	28 Aug   10.26 IST	¢95 /lb	-0.5	-1	-3.5
CNF Japan	10-50mm, HC 60% (cents/lb)	-	28 Aug   10.26 IST	¢100 /lb	0	-1	-7
CNF South Korea	10-50mm, HC 60% (cents/lb)	-	28 Aug   10.26 IST	¢99 /lb	0	-1	-2

Weekly Assessment

## Ferro Silicon (Global)

Global prices (in USD/MT)							
FOB China	10-50 mm, FeSi 75%	-	26 Aug   18.34 IST	\$1,325	0	+25	+65
FOB India	10-50 mm, FeSi 70%	-	26 Aug   18.34 IST	\$1,155	+25	-45	-135

Weekly Assessment

**BIGMINT**

Domestic Ferro Alloys Weekly Prices	Prices (currency/t)	Changes w-o-w in %
<b>Manganese ore</b>		
Manganese Ore, CNF East Coast, India, Lumps, Mn 37% (USD/dmtu)	\$4.00	0%
Manganese Ore, CNF Vizag, India, Lumps, Mn 46%, (USD/dmtu)	\$6.65	-1%
<b>Silico manganese</b>		
Silico Manganese, Exw-Raipur, India, HC 60-14, 25-150 mm	₹68,400	-1.0%
Silico Manganese, Exw-Durgapur, India, HC 60-14, 25-150 mm	₹68,200	-1.0%
Silico Manganese, Exw-Vizag, HC 60-14, 25-150 mm	₹68,100	0.0%
Silico Manganese, Exw-Durgapur, India, MC (Mn 53% min.), 10-150 mm	₹79,400	-2%
<b>Ferro manganese</b>		
Ferro Manganese, Exw-Raipur, India, HC 70% 25-150 mm	₹74,300	-1%
Ferro Manganese, Exw-Durgapur, India, HC 70% 25-150 mm	₹74,500	-1%
Ferro Manganese, Exw-Durgapur, India, 10-150 mm, MC (Mn 70% min)	₹103,000	0.0%
<b>Ferro chrome</b>		
Ferro Chrome, Exw-Jajpur, India, HC 60%, 10-150mm	₹106,700	0.3%
Ferro Chrome, Exw-Jajpur, India, HC 60% (Low silicon), 10-150mm	₹109,000	3.7%
Ferro Chrome, Exw-Durgapur, India, LC 60% (Low carbon), 10-60mm	₹219,000	1%
<b>Ferro silicon</b>		
Ferro Silicon, Exw-Guwahati, India, FeSi 70% 25-150 mm	₹88,600	-3.0%
Ferro Silicon, Exw-Phuentsholing, Bhutan, FeSi 70% 25-150 mm	₹89,000	0.0%
<b>Noble Ferro alloys</b>		
Ferro Vanadium, Ex-Plant Raipur, India, FeV50%, 10-100 mm	₹1,150,000	2%
Ferro Molybdenum, Ex-Plant Nagpur, India, Mo: 60%, 10-100 mm	₹2,477,000	0.8%

Note: Prices as per latest assessment

**Weekly round-up: Ferroalloys prices show mixed trend on varying market sentiments**

2024-08-31

READ MORE

**BIGMINT**

### India: Manganese ore port wise imports vs price

Source: BigMint

**India: Imported manganese ore offers remain under pressure on falling bids**

2024-08-31

READ MORE



## Non Ferrous

### Aluminium (India)

Particular/Delivery	Size/Grade	Delivery	As On	Price	Change	1M	3M
Indian prices (in INR/MT)							
Aluminium Ingot ADC12, Exw-Delhi NCR	Non-OEM	Ex-Works	28 Aug   17.16 IST	210,000	+ 2,000	+ 1,000	- 6,000
Aluminium Extrusion Scrap, Exy-Delhi	6063 & 6061 (Mix)	Ex-Yard	30 Aug   17.23 IST	192,000	0	+ 2,000	- 2,000
Aluminium Utensil Scrap, Exy-Delhi	Loose	Ex-Yard	30 Aug   17.23 IST	182,000	0	+ 4,000	- 7,000
Aluminium Taint Tabor Scrap, Exy-Delhi	Loose	Ex-Yard	30 Aug   17.23 IST	181,000	0	+ 3,000	- 7,000
Aluminium Tense Scrap, Exy-Delhi	Solid (Loose)	Ex-Yard	30 Aug   17.23 IST	177,000	0	+ 3,000	- 10,000
Aluminium Ingot P1020, Exy-Delhi	Ingot EC Grade 99.70%	Ex-Yard	30 Aug   17.23 IST	246,000	- 500	+ 24,000	- 12,000
Aluminium Ingot ADC12, Exw-Delhi NCR	Automobile OEM Approved	Exw-Delhi NCR	07 Aug   17.22 IST	219,000	- 2,000	- 2,000	- 4,000
Aluminium Extrusion Scrap, Exy-Mumbai	6063 (Loose)	Ex-Yard	30 Aug   17.23 IST	207,000	0	+ 13,000	+ 4,000
Aluminium Utensil Scrap, Exy-Mumbai	Utensil (Loose)	DAP	30 Aug   17.23 IST	194,000	- 2,000	+ 9,000	+ 7,000
Aluminium Ingot P1020, Exy-Mumbai	Ingot EC Grade 99.70%	Ex-Yard	30 Aug   17.23 IST	237,000	+ 3,000	+ 25,000	- 8,000
Aluminium Ingot ADC12, Exw-Chennai	Automobile OEM Approved	Exw-Chennai	07 Aug   17.22 IST	218,000	- 1,000	- 1,000	NA
	Non-OEM	Ex-Works	28 Aug   17.16 IST	212,000	+ 2,000	+ 1,000	- 7,000
Aluminium Tense Scrap, Exy-Chennai	Solid (Loose)	Ex-Yard	30 Aug   17.23 IST	178,000	0	+ 3,000	- 9,000

### Aluminium (Global)

Particular/Delivery	Size/Grade	Delivery	As On	Price	Change	1M	3M
Global prices (in USD/MT)							
Aluminium Extrusion Scrap, CFR Nhava Sheva, Middle East	6063 (Briquetted)	-	27 Aug   17.13 IST	\$2,340	+ 40	+ 80	- 120
Aluminium Taint Tabor Scrap, CFR Nhava Sheva, Middle East	Briquetted, Clean	-	27 Aug   17.13 IST	\$2,150	+ 60	+ 115	- 80
Aluminium Taint Tabor, CFR Nahva Sheva, UK	Cut and sheared 9-10% attachment	-	27 Aug   17.13 IST	\$1,790	+ 30	+ 40	- 100
Aluminium Taint Tabor, CFR Nahva Sheva, US	HRB, Attachment 3%	-	27 Aug   17.13 IST	\$1,945	+ 35	+ 55	- 125
Aluminium Talk Scrap, CFR Nhava Sheva, Middle East	Solid (Clean)	-	27 Aug   17.13 IST	\$4,760	+ 160	+ 195	- 300
Aluminium Talk, CFR Nahva Sheva, US	Solid (Clean)	-	27 Aug   17.13 IST	\$4,990	+ 90	+ 205	- 340
Aluminium Tense Scrap, CFR Nhava Sheva, Middle East	Attachments 8-9%, Mix	-	27 Aug   17.13 IST	\$1,815	+ 35	+ 85	- 115
Aluminium Tense, CFR Nahva Sheva, US	Attachments 6-7%	-	27 Aug   17.13 IST	\$1,880	+ 30	+ 65	- 90
Aluminium Wheel Scrap, CFR Nahva Sheva, UK	Solid (Loose)	-	27 Aug   17.13 IST	\$2,450	+ 150	+ 210	- 25
Aluminium Zorba 95-5, CFR Nhava Sheva, UK	20 mm, Solid (Shredded)	-	27 Aug   17.13 IST	\$2,020	+ 20	+ 45	- 130
Silicon Metal, CFR Mundra, China	Grade 553 Si- 98.5%	-	27 Aug   17.13 IST	\$1,720	- 20	- 70	- 290

### Copper (India)

Particular/Delivery	Size/Grade	Delivery	As On	Price	Change	1M	3M
Indian prices (in INR/MT)							
<b>Copper Secondary CC Wire Rods, Exw-Delhi</b>	8 mm, Cu 99% min	Ex-works	30 Aug   17.29 IST	786,000	0	-4,800	-75,400
<b>Copper Primary CC Wire Rods, Exw-Delhi</b>	8 mm, Cu 99.99%	Ex-works	30 Aug   17.29 IST	840,000	+10,000	+22,500	-53,000
<b>Copper Armature Scrap, Exy-Delhi</b>	Cu 99%	Ex-Yard	30 Aug   17.29 IST	736,000	0	-10,600	-76,400
<b>Copper Primary CC Wire Rods (CCR), Exy-Mumbai</b>	8 mm, Cu 99.99%	Ex-Yard	30 Aug   17.29 IST	836,000	+11,000	+24,200	-56,400
<b>Copper Armature Scrap, Exy-Mumbai</b>	Cu - 98%	DAP	30 Aug   17.29 IST	777,000	+3,000	-1,400	-55,800
<b>Brass Honey Scrap, Exy-Mumbai</b>	Cu 63% Zn 33%	DAP	30 Aug   17.29 IST	509,000	0	+6,000	-37,400

## Zinc (India)

Particular/Delivery	Size/Grade	Delivery	As On	Price	Change	1M	3M
Indian prices (in INR/MT)							
<b>Zinc Special High Grade Ingot, Exw-Delhi</b>	Ingot, Zn 99.99%	Ex-works	30 Aug   17.32 IST	275,000	0	+14,600	+4,000
<b>Zinc Special High Grade Ingot, Exy-Mumbai</b>	Ingot, Zn 99.995%	Ex-Yard	30 Aug   17.32 IST	275,000	+5,000	+18,800	+6,000

## Lead (India)

Particular/Delivery	Size/Grade	Delivery	As On	Price	Change	1M	3M
Indian prices (in INR/MT)							
<b>Lead Remelted Ingot, Exw-Delhi</b>	Ingot, Pb 99%	Ex-works	30 Aug   17.25 IST	186,000	+1,000	-1,400	-3,800
<b>Lead Primary Ingot, Exw-Delhi</b>	Ingot, Pb 99.99%	Ex-works	30 Aug   17.25 IST	205,000	+1,000	-1,800	-4,500
<b>Lead Primary Ingot, Exy-Mumbai</b>	Ingot, Pb 99.99%	Ex-Yard	30 Aug   17.25 IST	191,000	0	-2,400	-4,800



### Non Ferrous Market Overview, August, Week 35

Non Ferrous grades	Prices/t	W-o-W % change
Al Tense Scrap, Exy-Delhi	177,000	+0.5%
Al Tense Scrap, CFR Nhava Sheva, Middle East	\$1,815	+2%
Copper Armature Scrap, Exy-Delhi	736,000	+0.1%
Copper Motor Mix, CFR Mundra, US	\$1,200	+2.6%
Brass Honey Scrap, CFR Mundra, Middle East	\$5,590	+0.5%
Zinc Special High Grade Ingot, Exw-Delhi	2,75,000	+1.4%
Zinc Diecast, CFR Mundra, Middle East	\$2,120	+1.9%
Lead Remelted Ingot, Exw-Delhi	186,000	+0.5%




Source: BigMint Al: Aluminium

---

**Weekly round-up: Global, domestic base metals markets reflect divergent trends**

2024-08-31

[READ MORE](#)



### India: Domestic aluminium ingot P1020 vs LME price trend



Source: Balco | IST 01:10 PM

---

**India: Hindalco, Balco hike aluminium ingot prices by up to INR 2,500/t (\$29/t)**

2024-08-31 13:21:39

[READ MORE](#)

# India: BigMint's billet index remains range-bound despite improved buying in finished steel - 30 Aug

30 Aug 2024

BigMint's billet index inched up by INR 50/t, reaching INR 38,350/tonne (t) exw-Raipur on 30 August, 2024.

The index remained range-bound today, as participants anticipated an improvement in buying activity, which supported market offerings on varying sentiments throughout the day. However, weak buying interest and muted demand in the semi-finished steel segment led to market corrections towards the end of the day.

In Raipur, rebar prices rose by INR 100/t, with 1,350 t of deals concluded on Friday. Wire rod prices remained steady, with 1,600 t traded d-o-d. Meanwhile, sponge iron prices in Raipur experienced a slight increase of INR 150/t.

The conversion spread from sponge iron (PDRI) to billets for standalone furnaces in the Raipur region was

recorded at INR 13,600/t.

### Rationale -

This index has been derived based on transactions, offers, bids and indicative price data sets. Transactions are considered as T1 and given a weightage of 50% whereas other data sets are considered as T2 and given a weightage of the balance 50%.

- **Transactions (T1)** - Two trades at INR 38,300-38,400/t were recorded during the 2:30 pm to 5:30 pm BigMint trading window and considered for final price calculation as T1 inputs. The average of these transactions was INR 38,331/t which is given a 50% weightage in the final price calculation.
- **Other price indicators - bids/offers/indicative (T2)** - Nine offers were reported in the trading window and considered as T2 inputs. The average price of these nine was INR 38,400/t and given a 50% weightage in the final price calculation.

The final price of billet exw Raipur was at INR 38,365/t, rounded to INR 38,350/t exw.

From BigMint Team - While it would be our earnest endeavour, at BigMint, to bring about transparent and unbiased price index reporting, we would request all our readers and subscribers for their feedback and if they could participate in the reporting of more transactions.

For detailed methodology - [click here](#)

India Domestic Raipur Billet Trade Updates - 30 Aug'24							BIGMINT	
Participant	Industry Type	Trade Type	*Price (INR/t)	Delivery	Time of Deal/Call	Data Set	Outlier	
P1	Seller	Indicative	38,600	FOR	11:38	T2	Yes	
P2	Trader	Indicative	38,600	EXW	12:21	T2	Yes	
P3	Trader	Offer	38,450	EXW	12:32	T2	Yes	
P4	Trader	Offer	38,500	EXW	12:34	T2	Yes	
P5	Trader	Offer	38,700	FOR	12:45	T2	Yes	
P6	Seller	Indicative	38,700	FOR	12:49	T2	Yes	
P7	Trader	Offer	38,400	EXW	12:56	T2	Yes	
P8	Seller	Offer	38,500	EXW	13:11	T2	Yes	
P9	Seller	Offer	38,450	EXW	13:13	T2	Yes	
P10	Trader	Indicative	38,450	EXW	15:21	T2	Yes	
P11	Buyer	Indicative	38,400	EXW	16:44	T2	No	
P12	Seller	Indicative	38,400	EXW	16:46	T2	No	
P13	Trader	Offer	38,400	EXW	16:50	T2	No	
P14	Seller	Indicative	38,600	EXW	16:58	T2	Yes	
P15	Trader	Offer	38,400	FOR	17:13	T2	No	
P16	Trader	Indicative	38,400	EXW	17:17	T2	No	
P17	Trader	Trade	38,350	EXW	17:20	T1	No	
P18	Seller	Trade	38,300	EXW	17:27	T1	No	
P19	Trader	Offer	38,400	EXW	17:28	T2	No	

T1 - Trade, T2 - Offer/Bid/Indicative, \*Normalized price as per methodology

## India Domestic Billet Price Index EXW Raipur

- Credible & Transparent Prices
- Robust Methodology & Rationale
- IOSCO Compliance
- Independent View of the Market
- Enabling Informed Conversations & Negotiations

## Global Prices

### Global Prices - Region Wise

Commodity	Particular	Grade/Size	Price	Change	W-O-W	1M	3M
<b>China</b>							
<i>Export</i>							
Billet	FOB China	125*125, BF Grade	NA	NA	NA	NA	NA
TMT (Re-Bar)	FOB China	Commerical	NA	NA	NA	NA	NA
Wire Rod	FOB China	5.5mm	NA	NA	NA	NA	NA
HRC	FOB China	2.5mm	\$465	+ 10	+ 10	- 30	- 65
CRC	FOB China	0.90 mm	\$520	0	0	- 40	- 85
<i>Import</i>							
Iron Ore	CNF China	Lumps Fe 64/63%, South Africa	\$103	0	+ 5	0	- 6
Iron Ore	CNF China	Fines Fe 62%, Australia	\$101	+ 1	+ 4	- 1	- 8
Pellets	CNF China	6-20mm, BF Grade	\$123	+ 7	+ 7	+ 4	0
Coking Coal	CNF China	Premium HCC, Australia	NA	NA	NA	NA	NA
Mill Scale	CNF China	70/68%	NA	NA	NA	NA	NA
FeCr	CNF China	HC 60%	¢95/lb	- 0.5	- 0.5	- 1	- 3.5
Mn Ore	CNF China	Mn 46% Lumps, Australia	NA	NA	NA	NA	NA
Mn Ore	CNF China	Mn 38%, South Africa	NA	NA	NA	NA	NA
<b>CIS Nations</b>							
<i>Export</i>							
Billet	FOB Black Sea	125*125, BF Grade	\$468	- 2	- 2	- 22	- 27
Slabs	FOB Black Sea	Commercial	NA	NA	NA	NA	NA
Pig Iron	FOB Black Sea	Steel Grade	\$388	- 2	- 2	- 17	- 27
TMT (Re-Bar)	FOB Black Sea	Commercial	NA	NA	NA	NA	NA
HRC	FOB Black Sea	2.5mm	\$495	0	0	- 48	- 67
CRC	FOB Black Sea	0.90mm	\$590	0	0	- 45	- 65
<b>Japan/Korea</b>							
<i>Export</i>							
HRC	FOB Korea	2.5mm	\$520	- 30	NA	NA	NA
<i>Import</i>							
FeCr	CNF Japan	HC 60%	¢100/lb	0	0	- 1	- 7



























Note:- W-O-W: Week On Week, 1M: Change over last month, 3M: Change over last 3 months, All prices are weekly assessment, Iron Ore are daily assessment












Commodity	Particular	Grade/Size	Price	Change	W-O-W	1M	3M
<b>India</b>							
<i>Export</i>							
Iron Ore	FOB India	Fines, Fe 58/57%	\$58.5	-1.5	+4.5	+0.5	+1.5
Billet	FOB India	150*150mm	\$490	0	0	0	NA
Pig Iron	FOB India	Steel Grade	NA	NA	NA	NA	NA
HRC	FOB India	2.5mm	\$560	0	NA	NA	NA
CRC	FOB India	0.9mm	\$655	-10	-10	-20	NA
SiMn	FOB India	60/14%	\$827	0	+2	-9	-296.4
FeMn	FOB India	HC 75%	\$950	-2	-43.75	-62.2	-287
FeSi	FOB Bhutan	70-75%	\$1,155	+25	+25	-45	-135
<i>Import</i>							
Iron Ore	CNF India	Lumps Fe 64%, South Africa	NA	NA	NA	NA	NA
Scrap	CNF India	HMS 1&2 ,Middle East	NA	NA	NA	NA	NA
Scrap	CNF India	Shredded, Europe	\$390	0	-8.75	-25	-27.6
Coking Coal	CNF India	Premium HCC, Australia	\$214	+3	-4.5	-19	-53.4
Non-Coking Coal	CNF India	RB2 5500 NAR, South Africa	NA	NA	NA	NA	NA
Met Coke	CNF India	62%, China	NA	NA	NA	NA	NA
Pellets	CNF India	6-20mm, BF Grade	NA	NA	NA	NA	NA
Wire Rod	CNF India	5.5mm, China	NA	NA	NA	NA	NA
HRC	CNF India	2.5mm, China	\$495	0	0	-40	-65
HRC	CNF India	2.5mm, Korea	\$570	-30	NA	NA	NA
CRC	CNF India	0.90mm, China	\$540	0	0	-40	-85
HR Plate	CNF India	A 36	NA	NA	NA	NA	NA
Mn Ore	CNF India	Mn 38%, South Africa	NA	NA	NA	NA	NA
<b>Europe &amp; US</b>							
<i>Export</i>							
Pig Iron	FOB Brazil	Steel Grade	\$437	-5	-5	-5	-13
<i>Import</i>							
Scrap	CFR Turkey	HMS (80:20), US	\$365	+1	+1.75	-23	-15.2
HRC	CIF Europe	2.5mm	NA	NA	NA	NA	NA
<b>Middle East &amp; Africa</b>							
<i>Export</i>							
Iron Ore	FoB South Africa	Lumps, Fe 64/63%	NA	NA	NA	NA	NA
Non Coking Coal	FoB South Africa	RB2 5500 NAR	NA	NA	NA	NA	NA
<i>Import</i>							
Billet	CNF Dubai	125*125, China	NA	NA	NA	NA	NA
HRC	CNF Dubai	2.5mm, China	\$500	-10	-10	-40	-75

Note:- W-O-W: Week On Week, 1M: Change over last month, 3M: Change over last 3 months, All prices are weekly assessment, Iron Ore are daily assessment



## LIVE TENDERS

COMPANY	TYPE	GRADE	QUANTITY	EXPIRY DATE	LOCATION	VIEW
<b>Coking</b>						
SAIL	Sell	Coke Dust	800 MT	02 Sep, 2024	 Rourkela, Odisha, India	<a href="#">VIEW</a>
<b>Ferro Manganese</b>						
HMT Limited	Buy	Ferro Manganese-High Carbon	500 MT	07 Sep, 2024	 Panchkula, Haryana, India	<a href="#">VIEW</a>
SAIL	Buy	Ferro Manganese	1,300 MT	18 Sep, 2024	 Bokaro, Jharkhand, India	<a href="#">VIEW</a>
<b>Fines/Lumps</b>						
KIOCL	Buy	Fe:63.50% Iron Ore Fines	200,000 MT	03 Sep, 2024	 Bangalore, Karnataka, India	<a href="#">VIEW</a>
Director of Mines & Geology	Services	Iron Ore Blocks	3 Nos	04 Oct, 2024	 Goa, Goa, India	<a href="#">VIEW</a>
Sri Kumaraswamy Mineral Exports Private Limited	Sell	Iron Ore Lumps	24,000 MT	03 Sep, 2024	 Bellary, Karnataka, India	<a href="#">VIEW</a>
Karnataka State Minerals Corporation Limited	Sell	Iron Ore Fines & Lumps	253,202 MT	04 Sep, 2024	 Bellary, Karnataka, India	<a href="#">VIEW</a>
Vedanta Limited	Sell	Iron Ore Lumps	16,000 MT	02 Sep, 2024	 Chitradurga, Karnataka, India	<a href="#">VIEW</a>
SAIL	Sell	Iron Ore Tailings	39,600 MT	03 Sep, 2024	 Sundargarh, Odisha, India	<a href="#">VIEW</a>
JSW Steel Ltd	Sell	Iron Ore Fines Fe:54%	98,750 MT	02 Sep, 2024	 Keonjhar, Odisha, India	<a href="#">VIEW</a>
Karnataka State Minerals Corporation Limited	Sell	Iron Ore Fines & Lumps	216,000 MT	05 Sep, 2024	 Bellary, Karnataka, India	<a href="#">VIEW</a>
ESL Steel Limited	Sell	Iron Ore Lumps	10,000 MT	04 Sep, 2024	 Sundargarh, Odisha, India	<a href="#">VIEW</a>
<b>Melting Scrap</b>						
JindalShadeedIron&SteelLLC	Sell	Used Discarded Rolls	200 MT	03 Sep, 2024	 Sohar, Oman	<a href="#">VIEW</a>
URANIUM CORPORATION OF INDIA LIMITED	Sell	Melting Scrap	570 MT	10 Sep, 2024	 Jamshedpur, Jharkhand, India	<a href="#">VIEW</a>
RuchaEngineersPvtLtd	Sell	Melting Scrap-CR HR Punching	525 MT	03 Sep, 2024	 Hosur, Tamil Nadu, India	<a href="#">VIEW</a>
RuchaEngineersPvtLtd	Sell	Melting Scrap-CR HR Punching	312 MT	03 Sep, 2024	 Ahmedabad, Gujarat, India	<a href="#">VIEW</a>
RuchaEngineersPvtLtd	Sell	Melting Scrap	908 MT	03 Sep, 2024	 Aurangabad, Maharashtra, India	<a href="#">VIEW</a>
Satyam Auto	Sell	Melting Scrap	400 MT	05 Sep, 2024	 Haridwar, Uttarakhand, India	<a href="#">VIEW</a>
Satyam Auto	Sell	Melting Scrap	400 MT	04 Sep, 2024	 Gurgaon, Haryana, India	<a href="#">VIEW</a>
NTPC	Sell	Melting Scrap	2,330 MT	05 Sep, 2024	 Aurangabad, Bihar, India	<a href="#">VIEW</a>
Satyam Auto	Sell	Melting Scrap	400 MT	06 Sep, 2024	 Rewari, Haryana, India	<a href="#">VIEW</a>
ShivamAutotech Limited	Sell	Melting Scrap	275 MT	06 Sep, 2024	 Haridwar, Uttarakhand, India	<a href="#">VIEW</a>
KALPATARUPROJECTSINTERNATIONALLIMITED	Sell	Melting Scrap	360 MT	04 Sep, 2024	 Gandhinagar, Gujarat, India	<a href="#">VIEW</a>
Mahindra & Mahindra	Sell	Melting Scrap	900 MT	09 Sep, 2024	 Mumbai, Maharashtra, India	<a href="#">VIEW</a>
Mahindra & Mahindra	Sell	Melting Scrap	1,436 MT	06 Sep, 2024	 Nagpur, Maharashtra, India	<a href="#">VIEW</a>
Shree Cement Ltd	Sell	Melting Scrap	254 MT	09 Sep, 2024	 Beawar, Rajasthan, India	<a href="#">VIEW</a>
<b>Nickel</b>						

COMPANY	TYPE	GRADE	QUANTITY	EXPIRY DATE	LOCATION	VIEW
Arcelor Mittal	Buy	Alloy Nickel 99.5%	144 MT	06 Sep, 2024	 Hazira, Gujarat, India	<a href="#">VIEW</a>
<b>Non Coking</b>						
Minas de Benga Lda	Services	Non Coking Coal	1 Nos	16 Sep, 2024	 Maputo, Mozambique	<a href="#">VIEW</a>
APMDC	Sell	Non Coking Coal G7	100,000 MT	02 Sep, 2024	 Vijayawada, Andhra Pradesh, India	<a href="#">VIEW</a>
TNPL	Buy	4200 GAR Steaming Coal	180,000 MT	06 Sep, 2024	 Karur, Tamil Nadu, India	<a href="#">VIEW</a>
<b>Silico Manganese</b>						
RINL	Buy	Silico Manganese	800 MT	04 Sep, 2024	 Visakhapatnam, Andhra Pradesh, India	<a href="#">VIEW</a>
<b>Stainless Steel</b>						
SchindlerIndiaPvtLtd	Sell	Stainless Steel Scrap	85 MT	03 Sep, 2024	 Pune, Maharashtra, India	<a href="#">VIEW</a>
<b>Used Plants And Machines</b>						
AssamIndustrialDevelopmentCorporationLimited	Sell	Used Plant & Machines	1 Nos	20 Sep, 2024	 Guwahati, Assam, India	<a href="#">VIEW</a>
<b>Zinc</b>						
AlJazeeraSteel	Sell	Zinc	197 MT	03 Sep, 2024	 Sohar, Oman	<a href="#">VIEW</a>
TataProjectsLimited	Sell	Zinc Ash & Dross	64 MT	04 Sep, 2024	 Nagpur, Maharashtra, India	<a href="#">VIEW</a>
SAIL	Buy	Zinc Jumbo Ingot	2,000 MT	06 Sep, 2024	 Bokaro, Jharkhand, India	<a href="#">VIEW</a>
Arcelor Mittal	Buy	ZN-AL Alloys (ZN95%/AL5%)	200 MT	08 Sep, 2024	 Pune, Maharashtra, India	<a href="#">VIEW</a>

[View All](#)



Formerly SteelMint / CoalMint

**Contact:**

[info@bigmint.co](mailto:info@bigmint.co)

+91 97700 56666

**Disclaimer:** BigMint has taken due care and caution in compilation of content. Information is just for reference not intended for trading purpose or to address your particular requirement. The content includes facts, views and opinions are of individuals and not that of the BigMint management. We and our content licensors do not guarantee or warrant the accuracy, completeness or timeliness of, or otherwise endorse these views, and opinions. BigMint and its affiliates, or their employees, directors or agents shall not be liable or responsible for any loss or costs or any action whatsoever arising out of use or relying on the spot prices disseminated.