



BIGMINT

Formerly SteelMint / CoalMint

Issue 1296,

Daily Steel Report

HIGHLIGHTS

03 Oct 2024, Thu

[Intel & Insights](#)

[Snap Shot - Global Prices \(USD/MT\)](#)

[Snap Shot - Indian Domestic Prices \(INR/MT\)](#)

[Iron Ore](#)

[Coal](#)

[Scrap & Metallica](#)

[Steel](#)

[Ferro Alloy](#)

[Non Ferrous](#)

[India Domestic Billet Index](#)

[Global Prices - Region Wise](#)

[Live Tenders](#)

INDIA

Iron Ore

- India: PELLEX rises sharply following NMDC's iron ore price increase [READ MORE >](#)
- Karnataka: Pellet prices rise in Bellary by INR 450/t (\$5/t) amid increase in offers [READ MORE >](#)
- India: Pellet export index rises by \$11/t w-o-w in recent deal [READ MORE >](#)
- India: SMIORE iron ore lumps auction from Karnataka receives active response [READ MORE >](#)
- India: NMDC's iron ore production drops by 11% y-o-y in H1FY'25 [READ MORE >](#)
- India: Iron ore concentrate prices rise to over 2-month high in recent deal [READ MORE >](#)
- Dry bulk iron ore freight rates head north following global price rally [READ MORE >](#)
- India: Lloyds Metals reports y-o-y increase in iron ore, DRI production for H1FY'25 [READ MORE >](#)
- India: NMDC to auction over 170,000 t of iron ore from Chhattisgarh [READ MORE >](#)
- India: NMDC to auction over 45,000 t of iron ore from Karnataka [READ MORE >](#)
- India: NMDC hikes iron ore prices up to INR 400/t (\$5) for Oct deliveries. Know why? [READ MORE >](#)

Coal

- Indian pet coke refineries reduce prices for Oct'24 deliveries [READ MORE >](#)
- India: Coal India records yearly drop in coal production, dispatch for Sept'24 [READ MORE >](#)
- India's coking coal port stocks dip slightly in week 39, 2024 [READ MORE >](#)

Scrap & Metallics

- South Asia: Imported scrap offers edge up but inquiries remain limited [READ MORE >](#)
- India: BigMint's ferrous scrap index remains steady d-o-d amid mixed trends - 1 Oct [READ MORE >](#)
- India: Mill scale prices rise in major markets [READ MORE >](#)
- India: Sponge iron market remains volatile amid limited demand - 1 Oct [READ MORE >](#)
- India's ferrous scrap imports decline over 15% in Jan-Aug'24. Know why? [READ MORE >](#)

Steel

- Indian HRC export offers remain sluggish amid Chinese National Day holiday [READ MORE >](#)
- India: BigMint's billet index edges up by INR 100/t d-o-d - 1 Oct [READ MORE >](#)
- Indian DRI, billet, and rebar update - 1 Oct [READ MORE >](#)
- India: Maruti Suzuki's sales rise by 2% y-o-y in Sep'24 [READ MORE >](#)
- India's brand-wise rebar offers from BF and IF route mills - 1 Oct [READ MORE >](#)
- India: Tata Motors reports 15% y-o-y drop in domestic sales in Sep'24 [READ MORE >](#)
- BigMint's daily trade sheet - 30 Sep'24 [READ MORE >](#)

Ferro Alloy

- India: Silico manganese export prices remain range-bound amid global challenges [READ MORE >](#)
- India: Ferro silicon prices rise amid tight supply; market awaits Bhutan's offers [READ MORE >](#)
- India: RINL books 10,000 t of silico manganese at reverse auction [READ MORE >](#)
- India: Bids continue to rise at FACOR's ferro chrome auction [READ MORE >](#)
- India: MOIL cuts high-grade manganese ore prices by 20%, hikes lower grades for October [READ MORE >](#)

Non Ferrous

- India: Imported aluminium scrap prices fluctuate w-o-w as LME hits 4-month high [READ MORE >](#)
- Global refined zinc market to face supply deficit in CY'24, lead to see surplus: study [READ MORE >](#)

India: Hindalco raises aluminium ingot prices by INR 4,250/t (\$50/t) [READ MORE >](#)

Global refined copper production rises over 5% in Jan-Jul'24: ICSG [READ MORE >](#)

Base metals prices on LME show varied trends, stocks witness negative movements [READ MORE >](#)

Ship Breaking

South Asian ship recycling markets see mixed trends; India thrives amid increasing steel prices [READ MORE >](#)

India: Melting scrap prices rise INR 300/t d-o-d in Alang [READ MORE >](#)

SOUTH ASIA

Pakistan: Imported ferrous scrap index rises by \$10/t w-o-w; sentiments improve post-IMF's \$7-bn bailout [READ MORE >](#)

Bhutan: Ferro Silicon producers lift offers by INR 11,000/t (\$131) m-o-m for October [READ MORE >](#)

FAR EAST ASIA

Japan: Coal imports drop y-o-y in Jan-Aug'24 [READ MORE >](#)

Japan: Ferrous scrap exports drop 13% m-o-m in Aug'24 due to weaker demand from key markets [READ MORE >](#)

South Korea: Major steel mills cut scrap procurement prices by up to \$8/t [READ MORE >](#)

Pakistan: Imported ferrous scrap index rises by \$10/t w-o-w; sentiments improve post-IMF's \$7-bn bailout

Positive global trends boost prices But cash flows still remain tight Imported ferrous scrap offers to Pakistan increased w-o-w amid a rise in Chinese steel prices followed by a positive global price trend. However, Pakistani

mills are not in a hurry to procure more volume after looking at dampened rebar sales and minimal production levels across major regions. BigMint's weekly assessment of European-origin shredded scrap stood at

Continued

SNAP SHOT - GLOBAL PRICES (USD/MT)

Commodity	Particular	Size, Grade	As on	Price	Change	1M	3M
Iron Ore Fines ¹	China Imports	Fines, Fe 62%	01 Oct 11.36 IST	\$108	+ 6	+ 12	- 1
Iron Ore ¹	Indian Imports	Lumps, Fe 64%	01 Oct 14.42 IST	\$117	+ 15	+ 6.5	- 5.5
Pellets (Brazil) ²	China Imports	6-20 mm, Fe 65%	25 Sep 17.58 IST	\$116	+ 3	- 7	- 13
Pellets (India) ²	China Imports	6-20 mm, Fe 63%	01 Oct 18.22 IST	\$118	+ 10	+ 19	+ 2.5
Coking ²	Australia Exports	Premium HCC	01 Oct 11.59 IST	\$205	0	+ 10.8	- 47.6
Non Coking ²	India Imports	RB2 , S.Africa	01 Oct 15.22 IST	\$104.5	+ 0.5	- 4.4	- 4.3
Graphite Electrode ²	China Exports	600mm, UHP	30 Sep 16.33 IST	14,900 RMB/t	- 150	- 250	- 1,250
Scrap ²	India Imports	Shredded	01 Oct 18.17 IST	\$398	0	+ 8	- 14.4
Scrap ²	Turkey Imports	HMS 80:20	01 Oct 18.17 IST	\$370	+ 2	+ 3.4	- 20
Scrap ²	Pakistan Imports	Shredded	01 Oct 18.17 IST	\$400	+ 4	+ 0.2	- 26
Scrap ²	Bangladesh Imports	Shredded	01 Oct 18.17 IST	\$403	0	+ 1.4	- 21
Scrap (Ship Breaking) ²	India Imports	Containers	01 Oct 12.10 IST	\$510	+ 10	- 10	- 50
Billet ²	India Exports	150*150, 3SP/4SP	24 Sep 18.07 IST	\$465	- 5	- 25	- 30
Billet ²	Russia Exports	130*130, 3SP	01 Oct 19.19 IST	\$460	0	- 13	- 40
Billet ²	Iran Exports	130*130, 3SP	01 Oct 19.19 IST	\$454	0	- 11	- 24
Billet ²	Philippines Import	150*150, 3SP	01 Oct 19.16 IST	\$480	+ 15	+ 15	- 15.5
Sponge Iron ²	India Exports	-	-	-	-	-	-
Pig Iron ²	Russia Exports	Steel Grade	28 Sep 12.51 IST	\$352	0	- 36	- 73
HRC ²	China Exports	3-12mm, SS400	01 Oct 18.53 IST	\$510	+ 35	+ 45	0
Wire Rod ²	Nepal Import	5.5-6.0mm, Commercial Grade	28 Sep 13.03 IST	\$540	+ 15	+ 15	+ 7
HRC ²	India Exports	2.5 mm, SAE1006	23 Apr 18.30 IST	\$560	0	- 15	- 40
HRC ²	South Korea Exports	1.6-2.5mm, SAE 1006	24 Sep 18.15 IST	\$500	0	NA	NA
HRC (China) ²	Vietnam Imports	2-3mm, SAE 1006	01 Oct 18.48 IST	\$500	+ 20	+ 15	- 30
HRC (China) ²	Dubai Imports	2-3mm, SAE 1006	01 Oct 18.48 IST	\$500	+ 20	+ 15	- 30
CRC ²	India Exports	0.9 mm, IS 513 Gr.O	01 Oct 18.35 IST	\$625	- 10	- 20	- 55
CRC ²	China Exports	0.90mm, SPCC	01 Oct 18.35 IST	\$565	+ 40	+ 45	- 5
HR Plate ²	China Exports	5-10mm, SS 400	01 Oct 18.32 IST	\$510	+ 30	+ 35	- 25
GP ²	China Exports	DX51D+z80, Width 1,000-1,500 mm, thickness 0.5-2mm	26 Sep 17.34 IST	\$585	0	- 5	- 50
Silico Manganese ²	India Exports	25-150 mm, HC 65-16	01 Oct 18.43 IST	\$900	+ 4	- 30	- 140.6
Ferro Chrome ²	China Import	10-150mm, HC 60%	01 Oct 18.31 IST	¢93 /lb	- 1	- 2	- 5
Manganese Ore ²	India Imports	Lumps, Mn 37%,	28 Sep 11.23 IST	\$3.9 /dmtu	0	- 0.1	- 1.65
Ferro Manganese ²	India Exports	25-150 mm, HC 75%	01 Oct 18.50 IST	\$912	+ 2	- 38	- 154.2
Ferro Silicon ²	Bhutan Exports	10-50 mm, FeSi 70%	30 Sep 18.40 IST	\$1,250	0	+ 100	+ 35

1-Daily Assessment, 2-Weekly Assessment, 3-Monthly Assessment, W-O-W:Week On Week, 1M: Change over last month, 3M: Change over last 3 months

India: Iron ore concentrate prices rise to over 2-month high in recent deal

Oct 01, 2024 19:13

NMDC's price hike supports concentrate offers. Some trades conclude at increased offers. Iron ore concentrate prices in Jabalpur, central India, rose this week following NMDC's recent iron ore price hike and positive sentiment in

the pellet and Odisha iron ore markets, keeping concentrate offers supported, according to BigMint. BigMint's weekly iron ore concentrate index stood at INR 4,200/t (\$50/t) ex-works, up by INR 300/t (\$4/t) compared to the last asse

Continued

SNAP SHOT - INDIAN DOMESTIC PRICES (INR/MT)

Commodity	Particular	Size, Grade	As on	Price	Change	1M	3M
Fines/lumps ²	Iron Ore Index	5-18 mm, Fe 63%, DR Grade	28 Sep 14.02 IST	5,900	+ 200	+ 250	- 600
Fines/lumps ²	Iron Ore Index	0-10 mm, Fe 63%	28 Sep 14.02 IST	4,700	0	+ 300	- 250
Iron Ore ³	NMDC	6-40 mm, Fe 65.5%	01 Oct 12.51 IST	5,750	NA	NA	NA
Iron Ore ³	NMDC	0 -10 mm, Fe 64%	01 Oct 12.51 IST	5,010	NA	NA	NA
Pellets ²	Raipur	6-20 mm, Fe 63%,	01 Oct 18.38 IST	9,750	+ 600	+ 1,000	+ 500
Pellets ²	Bellary	6-20 mm, Fe 63%	01 Oct 18.38 IST	9,950	+ 450	+ 550	0
Met Coke ²	Ex-India (East)	25-90 mm, Blast Furnace-grade	01 Oct 17.44 IST	33,300	0	- 800	- 1,500
Graphite Electrode ³	Ex-India	600mm, UHP	17 Sep 11.31 IST	335,000	NA	NA	+ 10,000
Mill Scale ²	FoR-Kandla	Fines, Fe 70/68%	01 Oct 18.50 IST	6,900	+ 350	+ 450	+ 200
Hms ¹	Ex-Mumbai	HMS	01 Oct 17.30 IST	33,200	+ 200	+ 700	- 300
Hms ¹	Ex-Alang	HMS	01 Oct 17.30 IST	35,300	+ 300	+ 1,500	+ 500
Pig Iron ¹	Ex-Durgapur	Steel Grade	01 Oct 17.22 IST	39,200	+ 200	+ 2,900	+ 1,450
Pig Iron ¹	Ex-Ludhiana, Foundary	Foundry Grade	01 Oct 13.49 IST	43,200	0	- 300	- 600
Sponge Pellet ¹	Ex-Raipur	Lumps, FeM 80%, +/-1	01 Oct 17.23 IST	28,100	+ 200	+ 3,400	+ 2,500
Billet ¹	Ex-Mumbai	100x100mm, IS 2831	01 Oct 17.51 IST	43,700	+ 400	+ 3,000	+ 2,200
Billet ¹	Ex-Raipur	100x100mm, IS 2831	01 Oct 17.51 IST	41,100	+ 100	+ 3,050	+ 1,800
TMT (Re-Bar) Secondary mills ¹	Ex-Mumbai	12-25mm, IF Route, Fe 500, IS 1786	01 Oct 13.41 IST	47,600	+ 500	+ 1,900	0
TMT (Re-Bar) Secondary mills ¹	Ex-Delhi/NCR	12-25mm, IF Route, Fe 500, IS 1786	01 Oct 17.32 IST	47,800	+ 100	+ 2,900	+ 1,300
TMT (Re-Bar) ²	Ex-Mumbai	12-32mm, BF Route, IS 1786 Fe 500D	27 Sep 17.33 IST	50,500	+ 500	+ 200	- 4,700
Structure ¹	Ex-Mumbai	40x40 Angle, IF Route, IS 2062/2011 E-250 Gr A	01 Oct 17.49 IST	50,200	+ 300	+ 1,700	+ 1,200
Wire Rod ¹	Ex-Raipur	5.5 mm, SWRY 14 LC Gr 3, Induction route	01 Oct 17.17 IST	45,700	+ 400	+ 3,900	+ 2,000
HRC ²	Ex-Delhi	2.5-8mm / CTL, IS2062, Gr E250 Br.	01 Oct 18.02 IST	47,000	0	- 1,900	- 5,700
HRC ²	Ex-Mumbai	2.5-8mm / CTL, IS2062, Gr E250 Br.	01 Oct 18.02 IST	47,000	0	- 2,000	- 5,750
CRC ²	Ex-Delhi	0.90mm / CTL, IS 513, CR1	01 Oct 18.09 IST	56,000	0	- 1,000	- 5,100
CRC ²	Ex-Mumbai	0.90mm / CTL, IS 513, CR1	01 Oct 18.09 IST	55,100	0	- 1,200	- 4,500
HR Plate ²	Ex-Mumbai	5-10mm, Gr E250 Br.	25 Sep 18.20 IST	49,000	- 1,500	- 1,500	- 5,900
GP ²	Ex-Mumbai	0.8mm / CTL, 120 GSM, IS277	26 Sep 18.14 IST	57,200	- 1,100	- 3,100	- 6,900
Silico Manganese ²	Ex-Raipur	25-150 mm, HC 60-14	01 Oct 18.44 IST	67,800	+ 300	+ 320	- 4,080
Ferro Manganese ²	Ex-Raipur	25-150 mm, HC 70%	01 Oct 18.40 IST	68,200	- 1,200	- 5,090	- 12,080
Ferro Chrome ²	Ex-Jajpur	10-150mm, HC 60%, Si- 4%	01 Oct 18.28 IST	111,000	+ 900	+ 3,800	+ 975
Manganese Ore ²	Ex Balaghat, MOIL	Lumps, Mn 37%, Fe 7.5%	01 Oct 15.52 IST	13,517	+ 643	+ 643	NA
Chrome Ore ²	Ex-Odisha OMC, E-auction	Lumps, Friable 48-50%	20 Sep 14.29 IST	26,864	+ 3,143	+ 3,143	NA

*Basic Price GST @ 18% extra

1-Daily Assessment, 2-Weekly Assessment, 3-Monthly Assessment, W-O-W: Week On Week, 1M: Change over last month, 3M: Change over last 3 months

Iron Ore

Iron Ore (India)

Particular/Delivery	Size/Grade	Delivery	As On	Price	Change	1M	3M
Indian prices (in INR/MT)							
Odisha Iron Ore Index	5-18 mm, Fe 63%, DR Grade	Ex-mines	28 Sep 14.02 IST	5,900	+ 200	+ 250	- 600
	10-30mm, Fe 63%, BF Grade	Ex-mines	28 Sep 14.02 IST	5,350	+ 200	+ 300	- 150
	0-10 mm, Fe 63%	Ex-mines	28 Sep 14.02 IST	4,700	0	+ 300	- 250
	0-10mm, Fe 60%	Ex-mines	28 Sep 14.02 IST	3,900	0	+ 250	- 100
	0-5mm, Fe 57%	Ex-mines	26 Sep 18.49 IST	2,750	+ 350	+ 350	- 150
	5-18 mm, Lumps, Fe 60%	Ex-mines	28 Sep 14.02 IST	5,300	+ 300	+ 300	- 400
	10-30 mm, lumps, Fe 60%	Ex-mines	28 Sep 14.02 IST	4,500	+ 50	+ 100	- 600
	0-10mm, Fe 62%	Ex-mines	28 Sep 14.02 IST	4,500	0	+ 400	- 200
OMC Daitari	0 -5 mm, Fe 62-64%	Ex-Mines	20 Sep 11.34 IST	4,750	+ 750	+ 750	- 1,000
	10-40 mm, Fe 62%	Ex-Mines	20 Sep 11.34 IST	5,360	+ 150	+ 150	- 400
OMC Kurmitar (Koira)	0 -5 mm, Fe 62-60%	Ex-Mines	20 Sep 11.34 IST	3,800	+ 300	+ 300	- 300
	10-40 mm, Fe 62%	Ex-Mines	20 Sep 11.34 IST	5,000	- 150	- 150	- 550
OMC Gandhamardan	0 -5 mm, Fe 62-60%	Ex-Mines	20 Sep 11.34 IST	3,750	+ 300	+ 300	- 300
	10-40 mm, Fe 62%	Ex-Mines	20 Sep 11.34 IST	4,650	+ 50	+ 50	- 300
OMC Guali	Fines -5 mm, Fe 60-62%	Ex-mines	20 Sep 11.34 IST	4,250	+ 150	+ 150	- 300
	5-18 mm, Fe 62%	Ex-mines	20 Sep 11.34 IST	5,255	+ 150	+ 150	- 350
OMC Jilling	Fines -5 mm, Fe 60-62%	Ex-mines	20 Sep 11.34 IST	4,350	+ 100	+ 100	- 300
	5-18 mm, Fe 62%	Ex-mines	20 Sep 11.34 IST	5,850	+ 150	+ 150	- 300
NMDC, Chhattisgarh	0 -10 mm, Fe 64%	F.O.R Siding	01 Oct 12.51 IST	5,010	NA	NA	NA
	10-40 mm, Fe 67%, DR CLO	F.O.R Siding	01 Oct 12.51 IST	6,720	NA	NA	NA
	10-150 mm, Fe 65.5%	F.O.R Siding	01 Oct 12.51 IST	5,720	NA	NA	NA
	6-40 mm, Fe 65.5%	F.O.R Siding	01 Oct 12.51 IST	5,750	NA	NA	NA
Chandrapur, Maharashtra	0-10mm, Fe 63%	FoR Ballarshah	27 Sep 18.24 IST	5,150	+ 300	0	- 950
Ex-Bellary	0-10 mm, Fe 62%	Ex-Mines	26 Sep 17.43 IST	4,750	+ 250	+ 250	- 550
	0-10 mm, Fe 57%	Ex-Mines	26 Sep 17.43 IST	2,700	+ 50	+ 50	- 550
Karnataka e-auction	Lumps 10-20mm, Fe 63%	Ex-Mines	31 Aug 14.18 IST	4,400	+ 100	+ 100	- 450
	Fines 0 -5 mm, Fe 60%	Ex-Mines	31 Aug 14.18 IST	3,400	+ 200	+ 200	- 300

Pellets (India)

Indian prices (in INR/MT)							
Ex-Barbil	6-20 mm, Fe 63%, (+/- 0.5%)	FOR Siding	01 Oct 18.38 IST	8,000	+ 550	+ 950	+ 475
Ex-Durgapur	6-20 mm, Fe 63%, (+/- 0.5%)	Ex-Works	01 Oct 18.38 IST	9,050	+ 500	+ 1,350	+ 650
Ex-Jamshedpur	6-20 mm, Fe 63%	Ex-Works	01 Oct 18.38 IST	8,250	+ 200	NA	+ 50
Ex-Jharsugda	6-20 mm, Fe 63%, (+/- 0.5%)	Ex-Works	01 Oct 18.38 IST	9,000	+ 550	+ 1,450	+ 900
Ex-Raipur	6-20 mm, Fe 63%, (+/- 0.5%)	Ex-Works	01 Oct 18.38 IST	9,750	+ 600	+ 1,000	+ 500
Ex-Kandla	6-20 mm, Fe 64/63%	DAP	01 Oct 18.38 IST	11,200	+ 900	+ 1,150	- 100
Ex-Bellary	6-20 mm, Fe 63%	Ex-Works	01 Oct 18.38 IST	9,950	+ 450	+ 550	0

Weekly Assessment, GST @ 5% extra., Barbil and Kandla - Prices Loaded to Wagons

Concentrates (India)

Indian prices (in INR/MT)							
Ex-Jabalpur	-45 micron, Fe 63%	Ex-works	01 Oct 17.44 IST	4,200	+ 300	+ 350	- 50

Iron Ore (Global)

Global prices (in USD/MT)							
CNF China	Fines, Fe 61.5% (Australia Origin)	-	01 Oct 11.36 IST	\$106	+ 6	+ 12	- 1
CNF China	Fines, Fe 62% (Australia Origin)	-	01 Oct 11.36 IST	\$108	+ 6	+ 12	- 1
CNF China	Fines, Fe 62.5% (Brazil Origin)	-	30 Sep 17.17 IST	\$104	+ 6	+ 5	- 8
CNF China	Fines, Fines 63/62% (India origin)	-	30 Sep 17.17 IST	\$99	+ 5	+ 7	+ 2
CNF China	Lumps, Fe 64/63% (South Africa Origin)	-	30 Sep 17.17 IST	\$102	+ 6	+ 5	- 7
CNF China	Lumps, USD/dmtu	-	01 Oct 11.36 IST	\$0.135	+ 0.001	- 0.0195	- 0.0625
CNF China	Fines, Fe 55% (India Origin)	-	30 Sep 17.26 IST	\$74	+ 7	+ 14	+ 7.5

CNF China	Fines, Fe 56% (India Origin)	-	30 Sep 17.26 IST	\$77	+7	+14	+7.5
CNF China	Fines, Fe 57% (India origin)	-	30 Sep 17.26 IST	\$80	+7	+14	+7.5
CNF India	Lumps, Fe 64% (South Africa origin)	-	01 Oct 14.42 IST	\$117	+15	+14	-6
FOB India	Fines, Fe 57% (India origin)	-	30 Sep 17.23 IST	\$67	+6.5	+12	+4

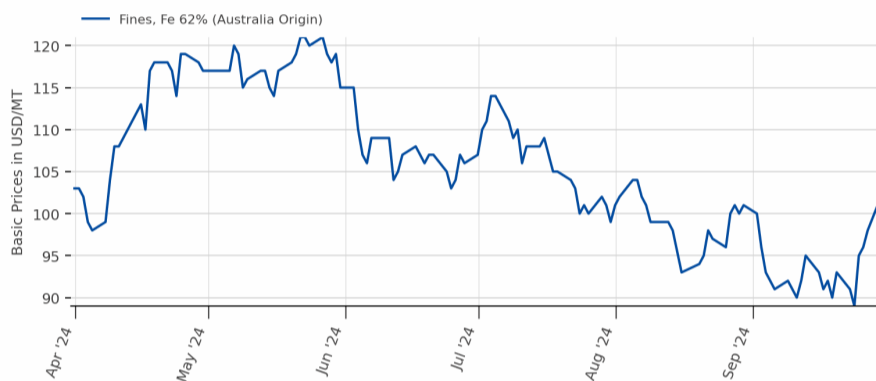
Prices on DMT basis (Daily Assessment) , India- Single Port Loading , FOB prices including demurrage , June to November: Moisture@ 10% , December to May: Moisture@ 8% , Or, actual moisture as per cargo certificate submitted by shipper to be adjusted

Pellets (Global)

Global prices (in USD/MT)							
CNF China	6-20 mm, Fe 63% (India Origin)	-	01 Oct 18.22 IST	\$118	+10	+19	+2.5
	6-20 mm, Fe 65% (Brazil Origin)	-	25 Sep 17.58 IST	\$116	+3	+1	-13
FOB India	6-20 mm, Fe 63%	-	01 Oct 18.23 IST	\$105	+9.5	+19	+3
	5-20mm, Fe 63%	-	26 Sep 12.25 IST	\$7	-0.1	-0.75	-0.25
CNF China	6-20mm	-	26 Sep 12.25 IST	\$16	0	-0.9	+0.35

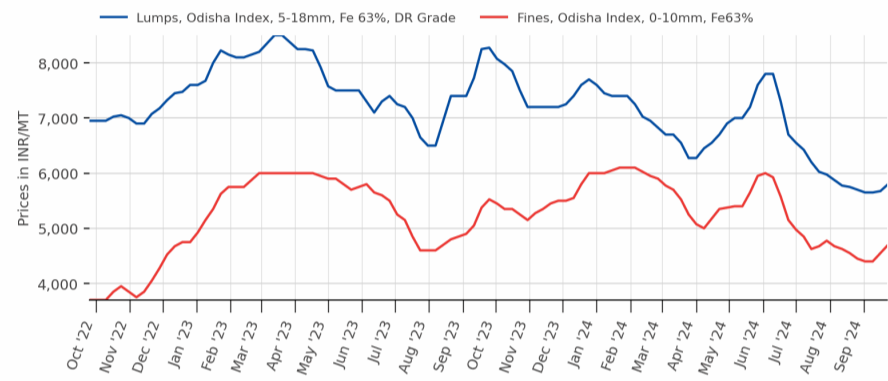
Note:- W-O-W: Week On Week, 1M: Change over last month, 3M: Change over last 3 months

Iron Ore Fines, CNF Rizhao China



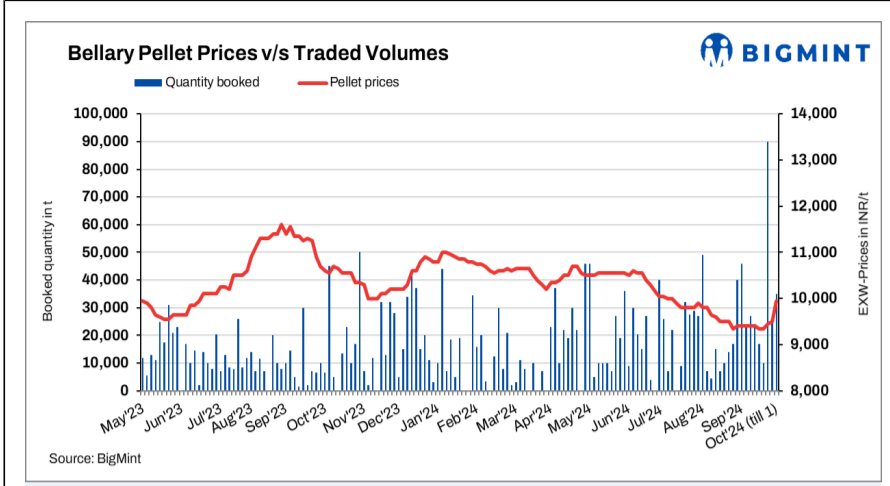
Source:BigMint

Odisha Iron Ore Price Index (Lumps & Fines)



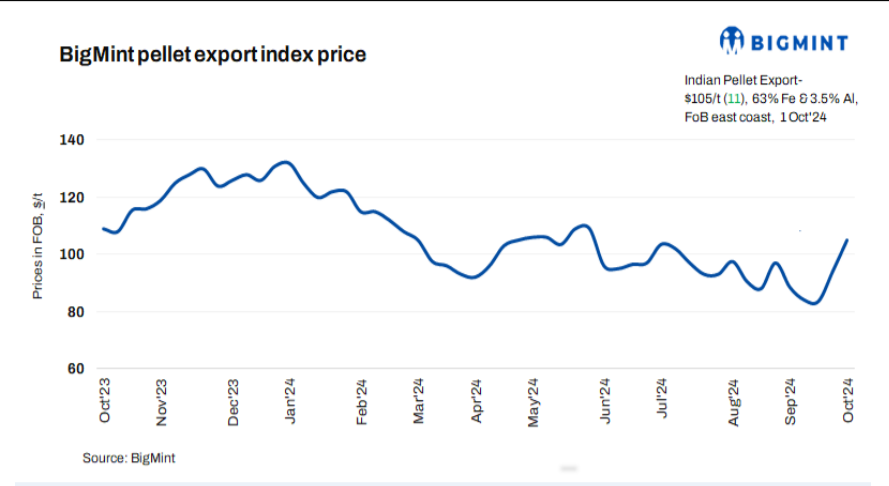
Source:BigMint

Iron Ore News



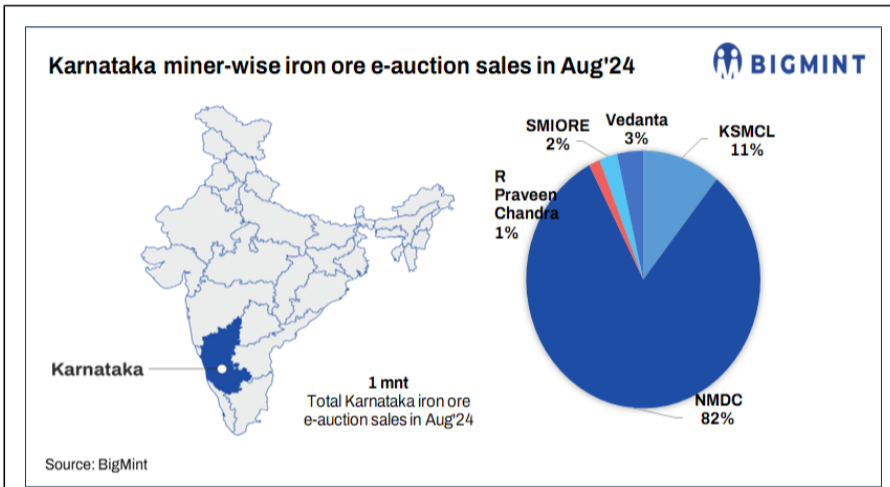
Karnataka: Pellet prices rise in Bellary by INR 450/t (\$5/t) amid increase in offers

2024-10-01 [READ MORE](#)



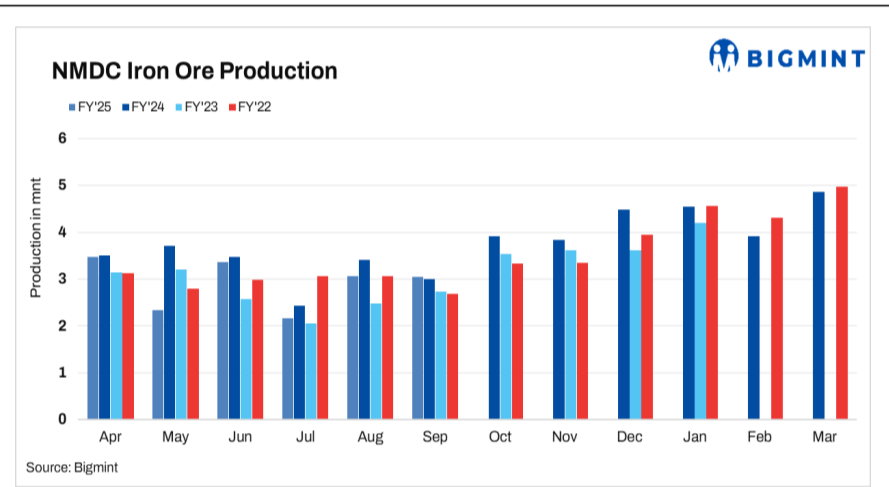
India: Pellet export index rises by \$11/t w-o-w in recent deal

2024-10-01 [READ MORE](#)



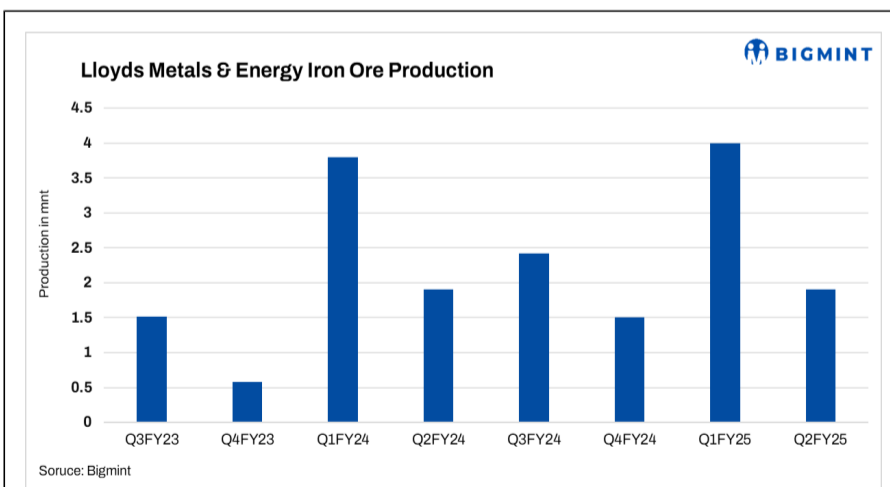
India: SMIORE iron ore lumps auction from Karnataka receives active response

2024-10-01 [READ MORE](#)



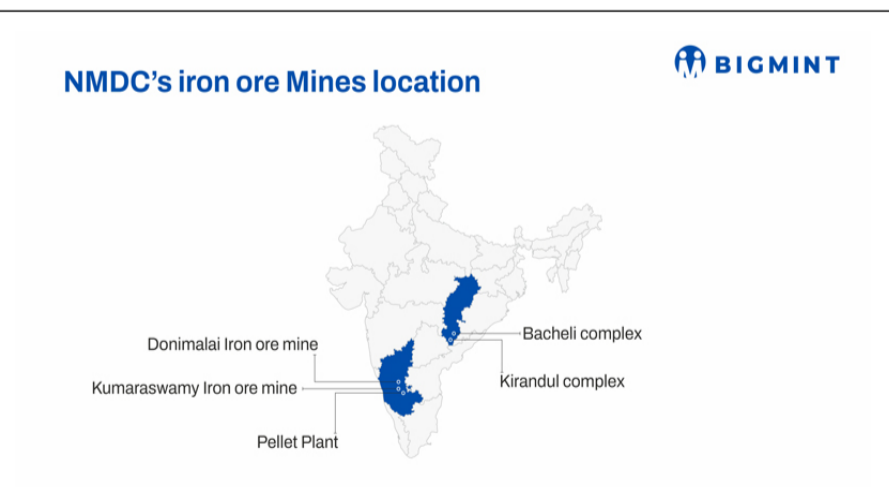
India: NMDC's iron ore production drops by 11% y-o-y in H1FY'25

2024-10-01 [READ MORE](#)



India: Lloyds Metals reports y-o-y increase in iron ore, DRI production for H1FY'25

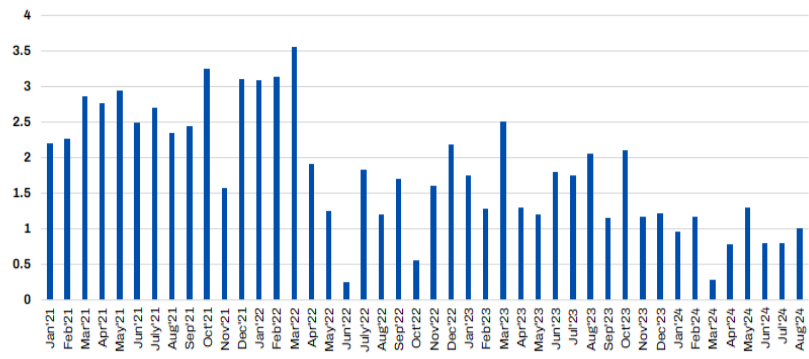
2024-10-01 [READ MORE](#)



India: NMDC to auction over 170,000 t of iron ore from Chhattisgarh

2024-10-01 [READ MORE](#)

Karnataka iron ore e-auction sales volume



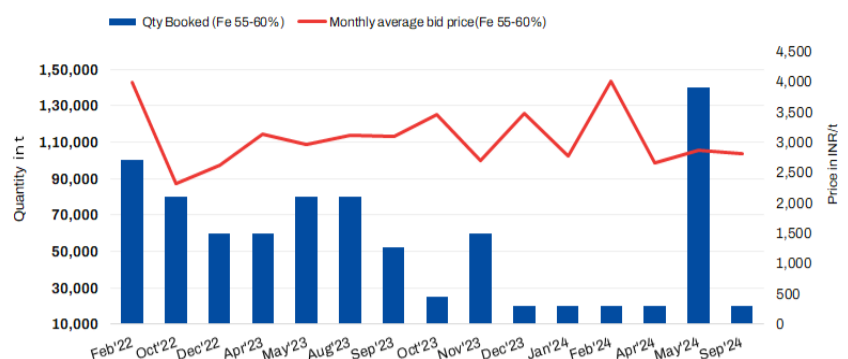
Source: BigMint

India: NMDC to auction over 45,000 t of iron ore from Karnataka

2024-10-01

[READ MORE](#)

Bolani Iron Ore Dump Fines and Tailings



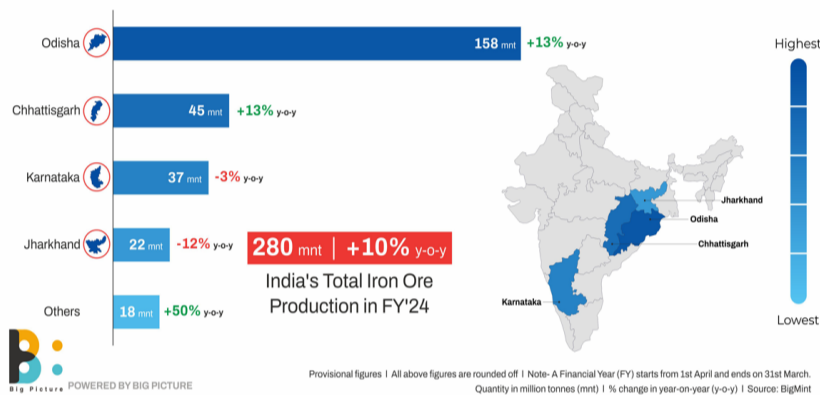
Source: BigMint

India: 20,000 t of iron ore booked in SAIL-Bolani's auction

2024-09-30

[READ MORE](#)

India's state-wise iron ore production in FY'24 (Apr-Mar)



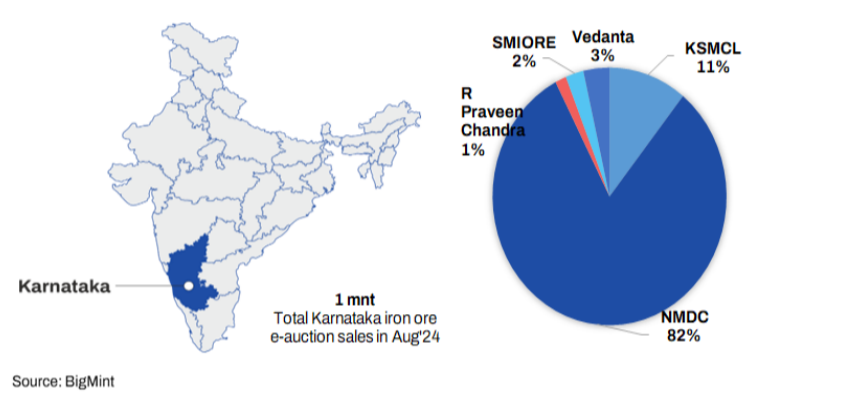
Provisional figures | All above figures are rounded off | Note- A Financial Year (FY) starts from 1st April and ends on 31st March. Quantity in million tonnes (mnt) | % change in year-on-year (y-o-y) | Source: BigMint

India: Goa govt postpones 30th iron ore e-auction to 3 Oct, 2024

2024-09-30

[READ MORE](#)

Karnataka miner-wise iron ore e-auction sales in Aug'24



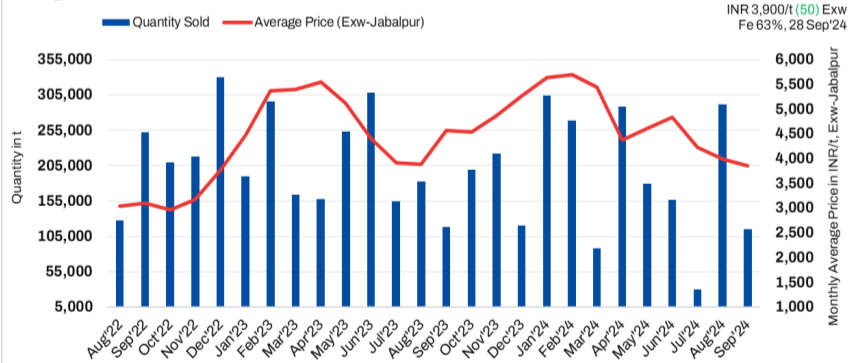
Source: BigMint

India: NMDC's Kumaraswamy iron ore auction fetches premium bids

2024-09-30

[READ MORE](#)

BigMint Iron Ore Concentrate Index



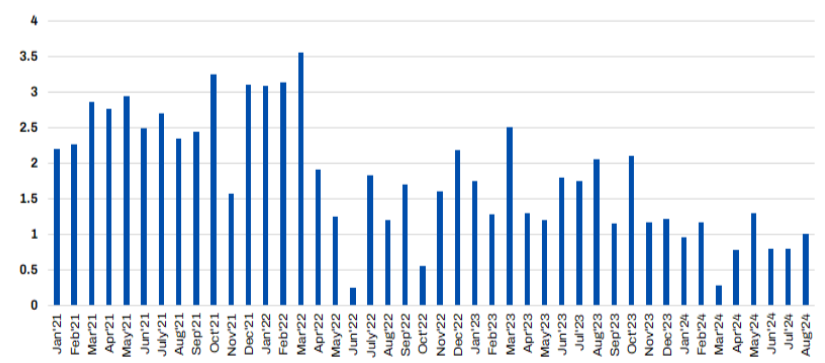
Source: BigMint | Note: Iron ore concentrate trade volumes recorded by BigMint

India: Iron ore concentrate prices inch up amid hike in offers post-OMC auction

2024-09-28

[READ MORE](#)

Karnataka iron ore e-auction sales volume



Source: BigMint

India: Vedanta to auction 16,000 t of iron ore lumps from Karnataka

2024-09-28

[READ MORE](#)

Coal

Non Coking (India)

Particular/Delivery	Size/Grade	Delivery	As On	Price	Change	1M	3M
Indian prices (in INR/MT)							
Ex-Gangavaram	RB2 (5500 NAR), S.Africa	Ex-Port	01 Oct 16.08 IST	9,350	0	-250	-750
	RB3 (4800 NAR), South Africa	Ex-Port	01 Oct 16.08 IST	7,600	0	0	-600

Met Coke (India)

Indian prices (in INR/MT)							
Ex-Jajpur	25-90 mm, Blast Furnace-grade	Ex-Yard	01 Oct 17.44 IST	33,300	0	-800	-1,500
Ex-Gandhidham	25-90 mm, Blast Furnace-grade	Ex-Yard	01 Oct 17.44 IST	29,600	0	-1,200	-3,500

Coking (Global)

Global prices (in USD/MT)							
CNF India	0-40mm, HCC 64 Mid Vol, Australia	-	01 Oct 11.57 IST	\$186	+3	+3.4	-51
	0-40mm, Premium HCC, Australia	-	01 Oct 11.57 IST	\$220	-1	+9.8	-49.2
	Low Vol PCI, Australia	-	01 Oct 11.57 IST	\$163	0	-15.4	-53.4
FOB Australia	0-40mm, Low Vol PCI	-	01 Oct 11.59 IST	\$147	0	-15.4	-52.8
	HCC 64 Mid Vol	-	01 Oct 11.59 IST	\$170	+3	+3.4	-50.4
	Premium HCC	-	01 Oct 11.59 IST	\$205	0	+10.8	-47.6

Non Coking (Global)

Global prices (in USD/MT)							
CNF India	RB1 (6000 NAR), S.Africa	-	01 Oct 15.22 IST	\$118	0	-8.4	-4.4
	RB2 (5500 NAR), S.Africa	-	01 Oct 15.22 IST	\$104.5	+0.5	-4.4	-4.3
	RB3 (4800 NAR), S.Africa	-	01 Oct 15.22 IST	\$84.5	+0.5	-4.9	-4.3
FOB South Africa	RB1 (6000 NAR)	-	01 Oct 13.41 IST	\$102	0	-6.7	-3.4
	RB2 (5500 NAR)	-	01 Oct 13.41 IST	\$89	+1	-2.8	-2.8
	RB3 (4800 NAR)	-	01 Oct 13.41 IST	\$69	+1	-3.4	-2.8

Met Coke (Global)

Global prices (in USD/MT)							
FOB China	25-90mm, 64% CSR	-	26 Sep 16.57 IST	\$249	+4	-2	-30
CNF India	25-90mm, 64% CSR, China	-	26 Sep 16.59 IST	\$262	+2	0	-33
	64% CSR, Japan origin	-	26 Sep 16.59 IST	\$354	-1	-1	-6

Note:- W-O-W: Week On Week, 1M: Change over last month, 3M: Change over last 3 months

Scrap & Metallic

Sponge (India)

Region	Particular	Sponge Iron (C-DRI)				Pellet Sponge (P-DRI)			
		Price	Change	W-O-W	1M	Price	Change	W-O-W	1M
Indian prices (in INR/MT) As on 02 Oct 2024									
North India	Mandi Gobindgarh	32,000	+ 300	+ 1,300	+ 2,000	-	-	-	-
East India	Durgapur	29,200	+ 100	+ 1,100	+ 2,300	27,200	+ 100	+ 1,100	+ 2,400
East India	Rourkela	28,950	- 50	+ 1,450	+ 2,950	-	-	-	-
Central India	Raigarh	29,900	+ 600	+ 1,800	+ 3,800	27,900	+ 600	+ 1,800	+ 3,800
Central India	Raipur	32,100	+ 200	+ 1,500	+ 3,000	28,100	+ 200	+ 1,600	+ 3,400
South India	Bellary	28,300	+ 50	+ 1,300	+ 1,700	27,300	+ 100	+ 1,300	+ 1,700
Eastern India	Ramgarh	29,000	+ 200	+ 1,050	+ 2,300	26,900	+ 100	+ 1,000	+ 2,200
East India	Jharsugda	-	-	-	-	26,900	+ 100	+ 1,500	+ 3,500
South India	Hyderabad	-	-	-	-	28,000	+ 300	+ 1,300	+ 1,750

All prices are basic, GST extra.

Pig Iron (India)

Particular/Delivery	Size/Grade	Delivery	As On	Price	Change	1M	3M
Indian prices (in INR/MT)							
DAP-Ludhiana	Steel Grade	DAP	01 Oct 17.22 IST	40,100	+ 100	+ 800	- 900
Ex-Bokaro	Steel Grade	Ex-Plant,Bokaro	20 Sep 16.14 IST	34,950	- 950	- 950	- 2,400
Ex-Burnpur	Steel Grade	Ex-Plant,Burnpur	31 May 16.00 IST	40,500	- 2,500	0	0
Ex-Durgapur	Steel Grade	Ex-Works	01 Oct 17.22 IST	39,200	+ 200	+ 2,900	+ 1,450
		Ex-Plant,Durgapur	06 Sep 19.25 IST	35,150	- 350	- 350	- 1,850
Ex-Rourkela	Steel Grade	Ex-Plant,Rourkela	24 Sep 18.27 IST	37,750	+ 2,450	+ 2,300	+ 1,150
Ex-Bhilai	Steel Grade	Ex-Plant,Bhilai	25 Sep 17.49 IST	36,750	- 1,250	- 1,250	- 1,250
DAP-Raigarh	Steel Grade	DAP	01 Oct 17.22 IST	38,500	+ 200	+ 2,150	+ 800
DAP-Raipur	Steel Grade	DAP	01 Oct 17.22 IST	38,200	- 250	+ 1,650	+ 200
DAP-Hyderabad	Steel Grade	DAP	01 Oct 13.53 IST	37,800	+ 400	- 400	- 1,000
DAP-Delhi	Foundry Grade	DAP	01 Oct 13.49 IST	43,700	0	+ 500	+ 500
DAP-Ludhiana	Foundry Grade	DAP	01 Oct 13.49 IST	43,200	0	- 300	- 600
Ex-Durgapur	Foundry Grade	Ex-Works	01 Oct 13.49 IST	41,500	0	0	- 2,000
Ex-Kharagpur	Foundry Grade	Ex-Works	01 Oct 13.49 IST	41,500	0	0	- 2,000
DAP-Ahmedabad	Foundry Grade	DAP	01 Oct 13.49 IST	45,000	0	- 200	- 800
DAP-Kolhapur	Foundry Grade	DAP	01 Oct 13.49 IST	45,500	0	0	- 300

Indian pig iron price assessment frequency has been increased from weekly to daily basis.

Re - Rolling Scrap (India)

Indian prices (in INR/MT)							
Ex-Alang	19-22mm(12 ANE), Ship Breaking	Ex-Yard	01 Oct 10.58 IST	41,500	+ 200	+ 300	- 1,400
	15-18mm(10 ANE), Ship Breaking	Ex-Yard	01 Oct 10.58 IST	41,500	+ 200	+ 300	- 1,300
	1 Inch, Ship Breaking	Ex-Yard	01 Oct 10.58 IST	41,500	+ 200	+ 300	- 1,400
	12-14mm(8 ANE), Ship Breaking	Ex-Yard	01 Oct 10.58 IST	41,000	+ 200	+ 300	- 1,300
	5-10 KG, Ship Breaking	Ex-Yard	01 Oct 10.58 IST	40,500	+ 200	+ 800	- 800
	9-11mm(6 ANE), Ship Breaking	Ex-Yard	01 Oct 10.58 IST	39,500	+ 200	+ 300	- 1,300
	2-5 KG, Ship Breaking	Ex-Yard	01 Oct 10.58 IST	39,500	+ 200	+ 800	- 800
	6-8mm(4 ANE), Ship Breaking	Ex-Yard	01 Oct 10.58 IST	38,500	+ 200	+ 300	- 1,300
	1-2 KG, Ship Breaking	Ex-Yard	03 Oct 10.30 IST	36,700	- 300	+ 1,500	+ 500
	Attachment, Ship Breaking	Ex-Yard	03 Oct 10.30 IST	36,500	- 300	+ 1,500	+ 500
	HMS(80:20), Ship Breaking	Ex-Yard	03 Oct 10.30 IST	35,000	- 300	+ 1,000	0

Melting Scrap (India)

Particular/Delivery	Size/Grade	Delivery	As On	Price	Change	1M	3M
Indian prices (in INR/MT)							
Ex-Ludhiana	Turning Boring Scrap	DAP	01 Oct 17.30 IST	35,000	+ 200	+ 1,400	- 700
	CI Scrap, Mixed Size	DAP	01 Oct 17.30 IST	38,200	0	- 500	- 300
	CR Busheling (Loose)	DAP	01 Oct 17.30 IST	38,900	0	+ 1,200	+ 400
	End Cutting	DAP	01 Oct 17.30 IST	38,000	0	+ 1,400	+ 600
Ex-Mandi	LMS (Light Melting Scrap)	DAP	01 Oct 17.30 IST	33,700	0	+ 2,000	+ 700
	CR Busheling (Loose)	DAP	01 Oct 17.30 IST	39,100	0	+ 1,200	+ 400
	End Cutting	DAP	01 Oct 17.30 IST	38,200	0	+ 1,300	+ 700
	HMS(80:20)	DAP	01 Oct 17.30 IST	35,500	0	+ 1,800	+ 700
Ex-Durgapur	HMS(80:20)	DAP	01 Oct 17.30 IST	35,050	+ 50	+ 1,350	+ 50
Ex-Raipur	End Cutting	DAP	01 Oct 17.30 IST	37,500	+ 500	+ 1,700	+ 250
	HMS(80:20)	DAP	01 Oct 17.30 IST	35,500	+ 500	+ 1,700	+ 250
Ex-Ahmedabad	CR Busheling (Bundle)	DAP	01 Oct 17.30 IST	38,700	0	+ 1,000	- 100
	HMS(80:20)	DAP	01 Oct 17.30 IST	34,800	+ 300	+ 1,800	+ 600
Ex-Alang	HMS(80:20)	Ex-Yard	01 Oct 17.30 IST	35,300	+ 300	+ 1,500	+ 500
Ex-Jalna	HMS(80:20)	DAP	01 Oct 17.30 IST	33,300	+ 100	+ 300	+ 100
	CR Busheling (Loose)	DAP	01 Oct 17.30 IST	36,300	+ 100	+ 300	+ 100
Ex-Mumbai	HMS(80:20)	DAP	01 Oct 17.30 IST	33,200	+ 200	+ 700	- 300
Ex-Chennai	Turning Boring Scrap	DAP	01 Oct 17.30 IST	31,100	+ 200	- 100	+ 200
	HMS(90:10)	DAP	01 Oct 17.30 IST	33,900	+ 100	- 200	- 800
	HMS(80:20)	DAP	01 Oct 17.30 IST	32,200	+ 300	+ 100	+ 300
	CR Busheling (Bundle)	DAP	01 Oct 17.30 IST	35,300	+ 100	- 200	- 1,000
Ex-Coimbatore	CI Scrap, Mixed Size	DAP	01 Oct 17.30 IST	37,000	0	0	- 800
Ex-Hyderabad	HMS(90:10)	DAP	01 Oct 17.30 IST	35,000	+ 500	+ 2,500	+ 3,000
	HMS(80:20)	DAP	01 Oct 17.30 IST	33,500	+ 500	+ 2,500	+ 3,000
Ex-Bhilai	9-13 Meters, 60 KG	Ex-works	23 Sep 19.00 IST	41,000	0	- 2,700	- 150

Mill Scale (India)

Indian prices (in INR/MT)							
Ex Plant, Raipur	Fines, Fe 70/68%	EXW	01 Oct 18.50 IST	7,250	+ 50	+ 150	+ 650
Ex-Kandla	Fines, Fe 70/68%	DAP	01 Oct 18.50 IST	6,900	+ 350	+ 450	+ 200

Sponge Iron (Global)

Particular/Delivery	Size/Grade	Delivery	As On	Price	Change	1M	3M
Global prices (in USD/MT)							
CNF Bangladesh	FeM 80% (+/-1), 100% lumps	-	26 Sep 17.18 IST	\$364	+ 4	- 1	- 1
CNF Nepal	Mix (70% lumps, 30% fines), FeM 80% (+/-1)	-	26 Sep 17.18 IST	\$371	+ 29	+ 25	+ 16

Melting Scrap (Global)

Global prices (in USD/MT)							
FOB Europe	HMS 80:20 (Bulk)	-	25 Sep 17.05 IST	\$338	- 5	+ 2	- 20
FOB USA	HMS 80:20	-	01 Oct 17.16 IST	\$343	+ 2	+ 3.4	- 20
	Shredded	-	01 Oct 17.16 IST	\$363	+ 2	+ 3.4	- 20
CNF Bangladesh	H2 (Bulk, Japan origin)	-	25 Sep 18.09 IST	\$365	- 4	- 22	- 33
	HMS 80:20 (Bulk, US Origin)	-	25 Sep 18.09 IST	\$375	- 3	- 15	- 27
	HMS 80:20 (Containers, Europe Origin)	-	01 Oct 18.17 IST	\$392	0	+ 1.8	- 10.8
	Shredded (Containers, UK Origin)	-	01 Oct 18.17 IST	\$403	0	+ 1.4	- 21
CNF China	H2	-	01 Oct 12.06 IST	\$308	- 15	- 14	- 17.6
	HMS 80:20 (Bulk)	-	01 Oct 12.06 IST	\$343	0	- 2.8	- 5.6
	Shredded	-	01 Oct 12.06 IST	\$395	0	- 15	- 13.8
CNF India	HMS 80:20 (Europe Origin, Containers)	-	01 Oct 18.17 IST	\$371	0	+ 5	- 16
	HMS 80:20 (West Africa Origin, Containers)	-	01 Oct 18.17 IST	\$373	+ 1	+ 7	- 11.8
	HMS 80:20 (West Africa Origin, Containers)	-	01 Oct 18.17 IST	\$380	+ 1	+ 10.8	- 7.4
	Shredded (Europe Origin, Containers)	-	01 Oct 18.17 IST	\$398	0	+ 8	- 14.4
	Shredded (US Origin, Containers)	-	01 Oct 18.17 IST	\$395	+ 1	+ 10	- 14.4
CNF Pakistan	Shredded (Containers, Europe Origin)	-	01 Oct 18.17 IST	\$400	+ 4	+ 0.2	- 26
CNF Taiwan	HMS 80:20 (US Origin, Containers)	-	25 Sep 12.13 IST	\$315	- 5	- 13	- 30
CNF Thailand	HMS 70:30	-	29 Jan 17.41 IST	\$352	+ 2	NA	NA
CNF Turkey	HMS 80:20 (Bulk, US Origin)	-	01 Oct 18.17 IST	\$370	+ 2	+ 3.4	- 20

CNF Vietnam	H2, (Bulk, Japan origin)	-	30 Sep 18.43 IST	\$335	-1	-25	-27
	HMS 80:20 (Bulk, US Origin)	-	30 Sep 18.43 IST	\$355	+4	-16	-22

Pig Iron (Global)

Particular/Delivery	Size/Grade	Delivery	As On	Price	Change	1M	3M
Global prices (in USD/MT)							
FOB Black Sea	Steel Grade	-	28 Sep 12.51 IST	\$352	0	-36	-73
FOB Brazil	Steel Grade	-	28 Sep 12.51 IST	\$437	0	0	-8
CNF Italy	Steel Grade	-	28 Sep 12.53 IST	\$400	0	-35	-73

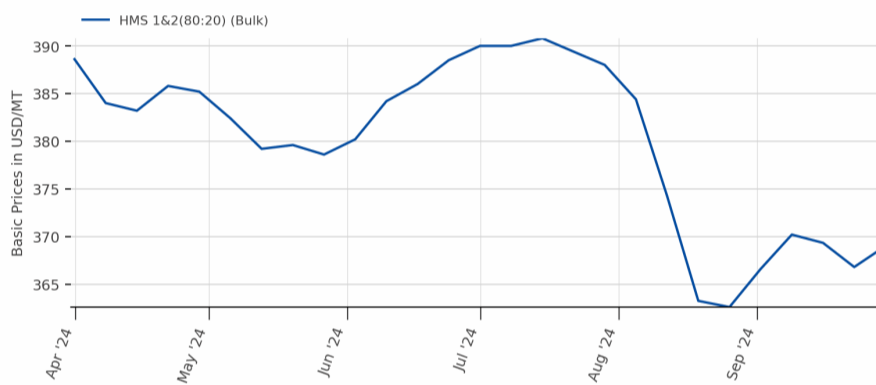
Weekly Assessment,, *Tender Prices in export

Ship Breaking (Global)

Global prices (in USD/MT)							
CNF Bangladesh	Containers	-	01 Oct 12.10 IST	\$500	-10	-30	-60
	Tanker	-	01 Oct 12.10 IST	\$490	-10	-30	-50
CNF India	Containers	-	01 Oct 12.10 IST	\$510	+10	-10	-50
	Tanker	-	01 Oct 12.10 IST	\$500	+10	-10	-40
CNF Pakistan	Containers	-	01 Oct 12.10 IST	\$490	0	-20	-40
	Tanker	-	01 Oct 12.10 IST	\$480	0	-20	-40
CNF Turkey	Containers	-	01 Oct 12.10 IST	\$330	0	-35	-50
	Tanker	-	01 Oct 12.10 IST	\$320	0	-35	-50

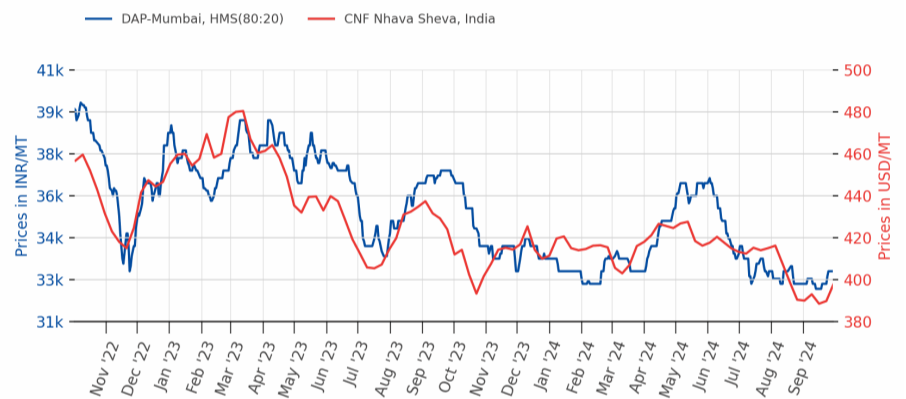
Note:- W-O-W: Week On Week, 1M: Change over last month, 3M: Change over last 3 months

Melting Scrap, CNF Turkey



Source:BigMint

Melting Scrap DAP Mumbai/CNF India



Source:BigMint

India: Domestic mill-scale prices

Source: BigMint

India: Mill scale prices rise in major markets

2024-10-01

[READ MORE](#)

South Korea: Steel mills' scrap purchase price update

South Korea: Major steel mills cut scrap procurement prices by up to \$8/t

2024-10-01

[READ MORE](#)

Japanese domestic ferrous scrap market update

Japan: EAF manufacturers in Kanto cut scrap buying prices as H2 hits 3.5-year low

2024-09-30

[READ MORE](#)

Thailand ferrous scrap import volumes

Source: BigMint

Thailand: Ferrous scrap imports rise 2% m-o-m in Aug'24

2024-09-30

[READ MORE](#)

India: Domestic mill-scale prices

Source: BigMint

India: Mill scale prices exhibit mixed trends in major markets

2024-09-28

[READ MORE](#)

India: Sponge iron Export Trade Vs Prices

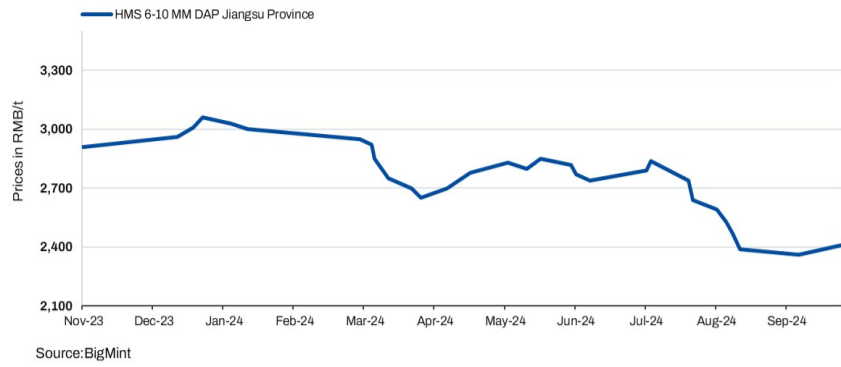
Source: BigMint Research, Grade - FeM 80% (+/-1)

India: Export deals of 30,000 t sponge iron concluded for Nepal, Bangladesh

2024-09-27

[READ MORE](#)

China: Shagang Steel scrap purchase price trend

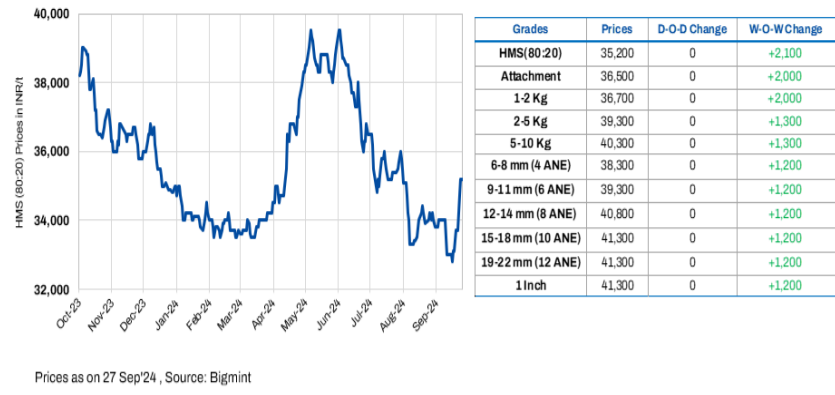


China: Shagang Steel raises ferrous scrap procurement prices by \$7/t

2024-09-27

[READ MORE](#)

Ship breaking scrap prices, exw Alang

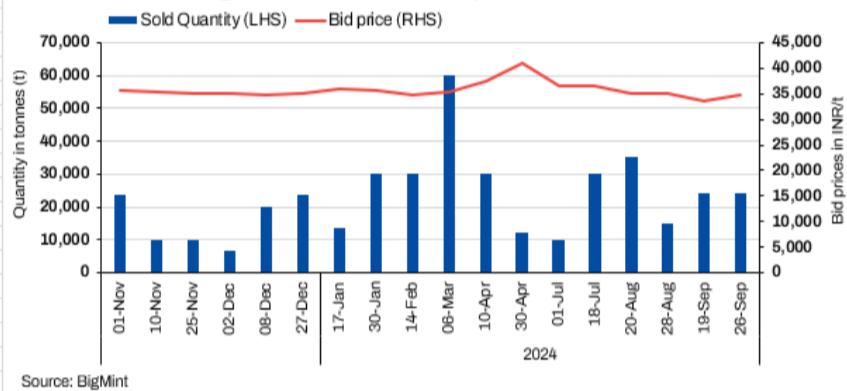


India: Melting scrap prices remain stable d-o-d in Alang

2024-09-27

[READ MORE](#)

India: NMDC Pig Iron auction summary

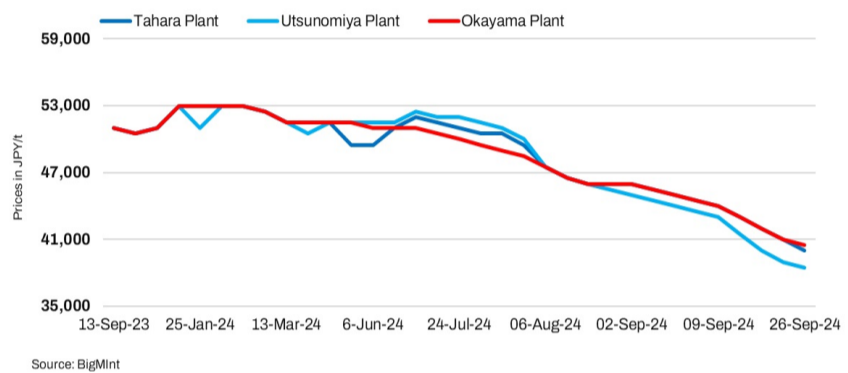


NMDC's 24,000 t pig iron auction fetches positive response

2024-09-26

[READ MORE](#)

Japan: Tokyo Steel H2 scrap purchase price trend

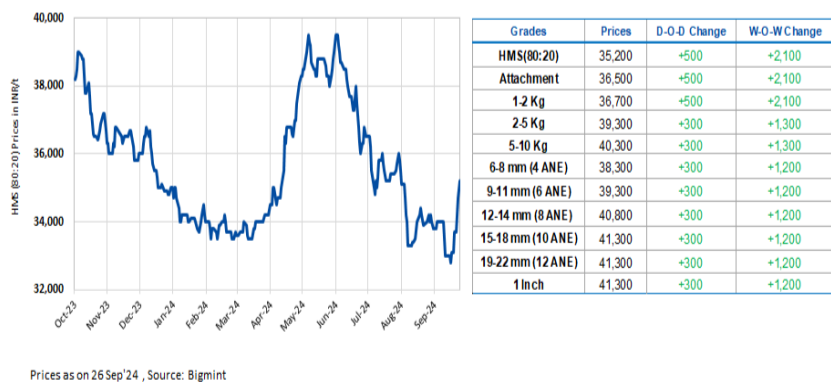


Japan: Tokyo Steel further trims scrap procurement prices by up to \$7/t

2024-09-26

[READ MORE](#)

Ship breaking scrap prices, exw Alang

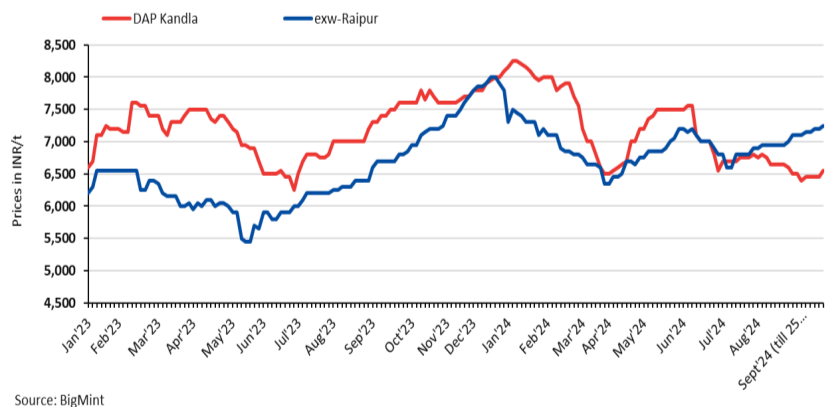


India: Melting scrap prices surge by INR 500/t d-o-d in Alang

2024-09-26

[READ MORE](#)

India: Domestic mill-scale prices



India: Mill scale prices inch up on improved trade activities

2024-09-25

[READ MORE](#)

Steel

Ingot/Billet (India)

Region	Particular	INGOT				BILLET			
		Price	Change	W-O-W	1M	Price	Change	W-O-W	1M
Indian prices (in INR/MT)									
									As on 02 Oct 2024
North India	Ghaziabad	43,000	+ 400	+ 1,900	+ 2,300	-	-	-	-
North India	Ludhiana	44,800	+ 100	+ 1,400	+ 1,100	-	-	-	-
North India	Mandi Gobindgarh	43,500	-100	+ 1,300	+ 1,800	43,500	-100	+ 1,300	+ 1,800
North India	Muzaffarnagar	43,100	+ 300	+ 2,100	+ 2,500	-	-	-	-
East India	Rourkela	39,100	+ 100	+ 1,600	+ 2,100	39,700	+ 200	+ 1,200	+ 2,100
Central India	Raigarh	40,400	+ 100	+ 1,700	+ 2,800	40,650	+ 150	+ 1,550	+ 2,650
Central India	Raipur	40,950	+ 200	+ 1,800	+ 3,250	41,100	+ 100	+ 1,600	+ 3,050
West India	Ahmedabad	42,800	+ 300	+ 1,300	+ 2,300	43,800	+ 200	+ 1,400	+ 2,900
West India	Jaipur	42,200	-100	+ 1,400	+ 1,900	-	-	-	-
West India	Mumbai	43,200	+ 400	+ 2,100	+ 2,900	43,700	+ 400	+ 2,100	+ 3,000
East India	Durgapur	-	-	-	-	40,550	+ 150	+ 1,500	+ 2,050
East India	Kolkata	-	-	-	-	41,250	+ 150	+ 1,500	+ 2,050
West India	Bhavnagar	-	-	-	-	43,400	+ 300	+ 1,400	+ 2,700
West India	Goa	-	-	-	-	42,500	0	+ 1,500	+ 2,000
West India	Jalna	-	-	-	-	43,700	+ 700	+ 2,000	+ 3,500
South India	Chennai	-	-	-	-	44,000	+ 500	+ 2,000	+ 2,700
South India	HINDPUR	-	-	-	-	44,200	+ 500	+ 2,400	+ 3,500
South India	Hyderabad	-	-	-	-	42,800	+ 500	+ 2,500	+ 3,300
Eastern India	Ramgarh	-	-	-	-	40,600	+ 100	+ 1,600	+ 2,100

All prices are basic, GST @ 18% extra. Ingot - 3.5"*4.5", Commercial Grade, Billet - 100*100

Rebar (India)

Particular/Delivery	Size/Grade	Delivery	As On	Price	PRICE @ 18%GST	Change	1M	3M
Indian prices (in INR/MT)								
Exy-Delhi/NCR	12-32mm, BF Route, IS 1786 Fe 550D	Ex-Yard	27 Sep 17.33 IST	51,200	60,400	+ 500	+ 1,000	- 4,700
	12-32mm, BF Route, IS 1786 Fe 500D	Ex-Yard	27 Sep 17.33 IST	51,200	60,400	+ 500	+ 1,000	- 4,700
Exy-Durgapur	12-32mm BF Route , IS 1786 Fe 500D	Ex-Yard	27 Sep 17.33 IST	49,000	57,800	+ 700	+ 200	- 5,800
	12-32mm BF Route, IS 1786 Fe 550D	Ex-Yard	27 Sep 17.33 IST	49,000	57,800	+ 700	+ 200	- 5,800
Exy-Ahmedabad	12-32mm BF Route, IS 1786 Fe 550D	Ex-Yard	27 Sep 17.33 IST	50,900	60,100	+ 400	+ 1,300	- 4,400
	12-32mm BF Route , IS 1786 Fe 500D	Ex-Yard	27 Sep 17.33 IST	50,900	60,100	+ 400	+ 1,300	- 4,400
Exy-Mumbai	12-32mm, BF Route , IS 1786 Fe 500D	Ex-Yard	27 Sep 17.33 IST	50,500	59,600	+ 500	+ 200	- 4,700
	12-32mm, BF Route, IS 1786 Fe 550D	Ex-Yard	27 Sep 17.33 IST	50,500	59,600	+ 500	+ 200	- 4,700
Exy-Bangalore	12-32mm, BF Route, IS 1786 Fe 500D	Ex-Yard	27 Sep 17.33 IST	52,500	62,000	+ 900	+ 1,700	- 3,300
	12-32mm, BF Route, IS 1786 Fe 550D	Ex-Yard	27 Sep 17.33 IST	52,500	62,000	+ 900	+ 1,700	- 3,300
Exy-Chennai	12-32mm, BF Route, IS 1786 Fe 500D	Ex-Yard	27 Sep 17.33 IST	52,700	62,200	+ 500	+ 2,400	- 2,700
	12-32mm, BF Route, IS 1786 Fe 550D	Ex-Yard	27 Sep 17.33 IST	52,700	62,200	+ 500	+ 2,400	- 2,700
Exy-Hyderabad	12-32mm, BF Route, IS 1786 Fe 550D	Ex-Yard	27 Sep 17.33 IST	50,600	59,700	+ 500	+ 1,300	- 4,700
	12-32mm, BF Route , IS 1786 Fe 500D	Ex-Yard	27 Sep 17.33 IST	50,600	59,700	+ 500	+ 1,300	- 4,700
Indian prices (in INR/MT)								
Ex-Delhi/NCR	12-25mm, IF Route, Fe 500, IS 1786	Ex-Works	01 Oct 17.32 IST	47,800	56,400	+ 100	+ 2,900	+ 1,300
Ex-Jaipur	12-25mm IF route, Fe 500, IS 1786	Ex-Works	01 Oct 13.41 IST	47,000	55,500	+ 200	+ 3,100	+ 1,700
Ex-Mandi Gobindgarh	12-25mm, IF Route, Fe 500, IS 1786	Ex-Works	01 Oct 13.41 IST	48,600	57,300	+ 300	+ 2,300	+ 600
Ex-Muzaffarnagar	12-25mm, IF Route, Fe 500, IS 1786	Ex-Works	01 Oct 17.32 IST	47,000	55,500	+ 800	+ 3,100	+ 1,800
Ex-Durgapur	12-25mm, IF Route, Fe 500D, IS 1786	Ex-Works	01 Oct 17.32 IST	45,900	54,200	+ 300	+ 3,200	+ 2,300
	12-25mm, IF Route, Fe 500, IS 1786	Ex-Works	01 Oct 17.32 IST	43,800	51,700	+ 300	+ 3,200	+ 2,300
Ex-Rourkela	12-25mm, IF Route, Fe 500, IS 1786	Ex-Works	01 Oct 13.41 IST	43,800	51,700	+ 300	+ 2,800	+ 1,800
	12-25mm, IF Route, Fe 500D, IS 1786	Ex-Works	01 Oct 13.41 IST	47,500	56,100	0	+ 500	- 800
Ex-Raigarh	12-25mm, IF Route, Fe 500, IS 1786	Ex-Works	01 Oct 17.32 IST	45,200	53,300	+ 200	+ 4,400	+ 3,000
Ex-Raipur	12-25mm, IF Route, Fe 500, IS 1786	Ex-Works	01 Oct 17.32 IST	45,400	53,600	+ 400	+ 4,100	+ 2,800
	12-25mm, IF Route, Fe 500D, IS 1786	Ex-Works	01 Oct 13.41 IST	48,600	57,300	+ 600	+ 4,000	+ 2,300
Ex-Ahmedabad	12-25mm, IF Route, Fe 500, IS 1786	FOR	01 Oct 17.32 IST	47,600	56,200	+ 300	+ 2,800	+ 800

Ex-Goa	12-25mm, IF Route, Fe 500, IS 1786	Ex-Works	01 Oct 13.41 IST	49,200	58,100	+ 300	+ 3,200	+ 2,100
Ex-Jalna	12-25mm, IF Route, Fe 500, IS 1786	Ex-Works	01 Oct 13.41 IST	48,800	57,600	+ 600	+ 4,500	+ 2,300
Ex-Mumbai	12-25mm, IF Route, Fe 500, IS 1786	Ex-Works	01 Oct 13.41 IST	47,600	56,200	+ 500	+ 1,900	0
Ex-Bangalore	12-25mm, IF Route, Fe 550, IS 1786	Ex-Works	01 Oct 13.41 IST	49,400	58,300	0	+ 3,200	+ 1,700
	12-25mm, IF Route, Fe 550D, IS 1786	Ex-Works	01 Oct 13.41 IST	52,500	62,000	0	+ 3,000	+ 1,500
Ex-Chennai	12-25mm, IF Route, Fe 500, IS 1786	Ex-Works	01 Oct 13.41 IST	47,800	56,400	+ 300	+ 1,600	- 200
Ex-Hyderabad	12-25mm, IF Route, Fe 500, IS 1786	Ex-Works	01 Oct 13.41 IST	47,000	55,500	0	+ 3,500	+ 2,500
Ex-Patna	12-25mm IF route, Fe 500, IS 1786	Ex-Works	01 Oct 13.41 IST	44,800	52,900	0	+ 2,500	+ 800

Structure (Medium & Small Scale Producers) (India)

Region/Zone	Particular	40 ANGLE	Change	1M	75 CHANNEL	Change	1M	200 BEAM	Change	1M
Indian prices (in INR/MT)										
North India	Ghaziabad	-	-	-	-	-	-	50,900	+ 1,000	+ 1,900
East India	Durgapur	45,600	0	+ 1,900	45,600	0	+ 1,900	46,450	+ 500	+ 2,200
Central India	Raipur	-	-	-	46,200	+ 500	+ 2,300	-	-	-
West India	Ahmedabad	48,200	+ 300	+ 2,300	48,200	+ 300	+ 2,300	-	-	-
West India	Mumbai	50,200	+ 300	+ 1,700	51,000	+ 300	+ 1,700	-	-	-
South India	Hyderabad	49,000	0	+ 2,300	48,600	0	+ 2,300	-	-	-

Indian Structure price assessment frequency has been increased from weekly to daily basis, All prices are basic, Commercial Grade, Basic Price GST @ 18% extra

Wire Rod (India)

Particular	Size/Grade	Raipur	Change	W-O-W	Durgapur	Change	W-O-W
Indian prices (in INR/MT)							
SWRY 14 LC Gr 3, Induction route	5.5 mm	45,700	+ 400	+ 2,100	44,300	+ 200	+ 1,800
HB Wire, Induction route	12 Gauge	48,000	+ 400	+ 2,100	46,800	+ 200	+ 1,800
GI Wire, Induction route	12 Gauge	52,100	+ 500	+ 1,700	54,300	+ 200	+ 1,800
Binding Wire, Induction route	20 Gauge	54,100	+ 100	+ 1,700	53,100	+ 200	+ 1,800
Barbed Wire, Induction route	12*12 Gauge	54,100	+ 500	+ 1,700	57,300	+ 200	+ 1,800

Daily Assessment, Commercial Grade, Basic Price GST @ 18% extra

HRC (India)

Particular/Delivery	Size/Grade	Delivery	As On	Price	Change	1M	3M
Indian prices (in INR/MT)							
Delhi	2.5-8mm / CTL, IS2062, Gr E250 Br.	Ex-stockyard	01 Oct 18.02 IST	47,000	0	- 1,900	- 5,700
	1.8mm / CTL, IS2062, Gr E250 Br.	Ex-stockyard	01 Oct 18.02 IST	48,800	- 300	- 1,700	- 5,450
Faridabad	2.5-8mm / CTL, IS2062, Gr E250 Br.	Ex-stockyard	01 Oct 18.02 IST	47,200	- 300	- 1,800	- 5,550
	2.5-8mm / CTL, IS2062, Gr E350 Br.	Ex-stockyard	01 Oct 18.02 IST	50,200	- 100	- 1,800	- 5,550
Ludhiana	2.5-8mm / CTL, IS2062, Gr E250 Br.	Ex-stockyard	01 Oct 18.02 IST	47,500	+ 600	- 2,000	- 6,400
Kolkata	2.5-8mm / CTL, IS2062, Gr E250 Br.	Ex-stockyard	01 Oct 18.02 IST	46,600	+ 300	- 450	- 5,150
Ahmedabad	2.5-8mm / CTL, IS2062, Gr E250 Br.	Ex-stockyard	01 Oct 18.02 IST	49,000	+ 500	- 1,550	- 4,500
	1.8mm / CTL, IS2062, Gr E250 Br.	Ex-stockyard	01 Oct 18.02 IST	48,500	0	- 2,000	- 5,700
Mumbai	2.5-8mm / CTL, IS2062, Gr E250 Br.	Ex-stockyard	01 Oct 18.02 IST	47,000	0	- 2,000	- 5,750
	2.5-8mm / CTL, IS2062, Gr E350 Br.	Ex-stockyard	01 Oct 18.02 IST	50,000	0	- 2,000	- 5,800
Bangalore	2.5-8mm / CTL, IS2062, Gr E250 Br.	Ex-stockyard	01 Oct 18.02 IST	50,500	0	- 1,200	- 4,800
Chennai	2.5-8mm / CTL, IS2062, Gr E250 Br.	Ex-stockyard	01 Oct 18.02 IST	48,300	0	- 2,100	- 6,900
	1.8mm / CTL, IS2062, Gr E250 Br.	Ex-stockyard	01 Oct 18.02 IST	50,300	0	- 2,000	- 6,400
Hyderabad	2.5-8mm / CTL, IS2062, Gr E250 Br.	Ex-stockyard	01 Oct 18.02 IST	48,200	+ 400	- 1,600	- 4,750

Weekly Assessment, Commercial Grade, *Basic Price GST @ 18% extra.,

CRC (India)

Particular/Delivery	Size/Grade	Delivery	As On	Price	Change	1M	3M
Indian prices (in INR/MT)							
Delhi	0.90mm / CTL, IS 513, CR1	Ex-stockyard	01 Oct 18.09 IST	56,000	0	- 1,000	- 5,100
Faridabad	0.90mm / CTL, IS 513, CR1	Ex-stockyard	01 Oct 18.09 IST	56,100	0	- 600	- 3,500
	0.5mm / CTL, IS 513, CR1	Ex-stockyard	01 Oct 18.09 IST	57,600	0	- 600	- 3,500
Ludhiana	0.90mm / CTL, IS 513, CR1	Ex-stockyard	01 Oct 18.09 IST	55,500	0	- 1,400	- 5,800
Kolkata	0.90mm / CTL, IS 513, CR1	Ex-stockyard	01 Oct 18.09 IST	52,300	+ 800	- 850	- 5,300
Ahmedabad	0.90mm / CTL, IS 513, CR1	Ex-stockyard	01 Oct 18.09 IST	56,200	+ 200	- 1,000	- 3,800

Mumbai	0.5mm / CTL, IS 513, CR1	Ex-stockyard	01 Oct 18.09 IST	56,600	-300	-1,200	-4,500
	0.90mm / CTL, IS 513, CR1	Ex-stockyard	01 Oct 18.09 IST	55,100	0	-1,200	-4,500
Bangalore	0.9mm / CTL, IS 513, CR1	Ex-stockyard	01 Oct 18.09 IST	58,500	-300	-1,150	-4,800
Chennai	0.90mm / CTL, IS 513, CR1	Ex-stockyard	01 Oct 18.09 IST	59,000	-700	-2,000	-4,450
	0.5mm / CTL, IS 513, CR1	Ex-stockyard	01 Oct 18.09 IST	60,500	-1,000	-2,000	-4,450
Hyderabad	0.90mm / CTL, IS 513, CR1	Ex-stockyard	01 Oct 18.09 IST	57,000	+100	-1,100	-4,450

Weekly Assessment, Commercial Grade, *Basic Price GST @ 18% extra.,

HR Plate (India)

Particular/Delivery	Size/Grade	Delivery	As On	Price	Change	1M	3M
Indian prices (in INR/MT)							
Delhi	60-100mm, Gr E350 Br.	Ex-stockyard	25 Sep 18.20 IST	60,000	+700	-1,900	-5,600
	5-10mm, Gr E350 Br.	Ex-stockyard	25 Sep 18.20 IST	52,000	-300	-2,000	-5,600
	20-40mm, Gr E350 Br.	Ex-stockyard	25 Sep 18.20 IST	55,800	-100	-2,400	-5,700
	60-100mm, Gr E250 Br.	Ex-stockyard	25 Sep 18.20 IST	56,500	+700	-1,900	-5,600
	5-10mm, Gr E250 Br.	Ex-stockyard	25 Sep 18.20 IST	48,500	0	-2,000	-5,700
	20-40mm, Gr E250 Br.	Ex-stockyard	25 Sep 18.20 IST	52,300	-100	-2,400	-5,900
Mumbai	60-100mm, Gr E350 Br.	Ex-stockyard	25 Sep 18.20 IST	60,300	-600	-1,500	-4,800
	5-10mm, Gr E350 Br.	Ex-stockyard	25 Sep 18.20 IST	52,500	-1,500	-1,500	-5,900
	20-40mm, Gr E350 Br.	Ex-stockyard	25 Sep 18.20 IST	56,300	-600	-1,500	-4,700
	60-100mm, Gr E250 Br.	Ex-stockyard	25 Sep 18.20 IST	56,800	-600	-1,500	-4,800
	5-10mm, Gr E250 Br.	Ex-stockyard	25 Sep 18.20 IST	49,000	-1,500	-1,500	-5,900
	20-40mm, Gr E250 Br.	Ex-stockyard	25 Sep 18.20 IST	52,800	-700	-1,400	-4,800

Weekly Assessment, Commercial Grade, Basic Price GST @ 18% extra

GP (India)

Indian prices (in INR/MT)							
Delhi	0.7mm / CTL, 120 GSM, IS277	Ex-stockyard	26 Sep 18.14 IST	57,500	-200	-2,000	-7,300
	0.6mm / CTL, 120 GSM, IS277	Ex-stockyard	26 Sep 18.14 IST	58,800	-200	-2,000	-7,500
Mumbai	0.8mm / CTL, 120 GSM, IS277	Ex-stockyard	26 Sep 18.14 IST	57,200	-1,100	-3,100	-6,900
	0.6mm / CTL, 120 GSM, IS277	Ex-stockyard	26 Sep 18.14 IST	58,400	-1,400	-3,400	-7,200
Chennai	0.8-1.6mm / CTL, 120gsm, IS277	Ex-stockyard	26 Sep 18.14 IST	61,300	-100	-2,500	-8,200
	0.6mm / CTL, 120 GSM, IS277	Ex-stockyard	26 Sep 18.14 IST	62,800	-200	-2,500	-8,200
Hyderabad	0.8mm / CTL, 120 GSM, IS277	Ex-stockyard	26 Sep 18.14 IST	60,800	-200	-2,500	-7,700
	0.6mm / CTL, 120 GSM, IS277	Ex-stockyard	26 Sep 18.14 IST	62,300	-200	-2,500	-7,700

PPGI (India)

Particular/Delivery	Size/Grade	Delivery	As On	Price	Change	1M	3M
Indian prices (in INR/MT)							
Delhi	0.5mm / CTL, 90 GSM, IS14246	Ex-stockyard	26 Sep 18.02 IST	67,000	-500	-2,000	-7,200
Mumbai	0.5mm / CTL, 90 GSM, IS14246	Ex-stockyard	26 Sep 18.02 IST	66,000	-1,000	-3,000	-7,100

MS Pipes (India)

Indian prices (in INR/MT)							
Exy-Raipur	2.2-6mm, IS 1239,IS 1161 (HR Coil Based)	Ex-Yard	01 Oct 17.40 IST	51,000	0	NA	NA
Ex-Raipur	41-60 OD (Patra Based)	Ex-works	01 Oct 16.23 IST	44,200	+500	+3,100	+1,200
Ex-Mandi Gobindgarh	41-60 OD (Patra Based)	Ex-works	01 Oct 16.23 IST	45,500	0	+2,000	-500
Exy-Delhi	2.2-6mm, IS 1239,IS 1161 (HR Coil Based)	Ex-Yard	01 Oct 17.40 IST	52,000	0	-1,000	-8,000
Exy-Raipur	2.2-6mm, IS 1239,IS 1161 (HR Coil Based)	Ex-Yard	01 Oct 17.40 IST	51,000	0	-500	-7,500
Exy-Mumbai	2.2-6mm, IS 1239,IS 1161 (HR Coil Based)	Ex-Yard	01 Oct 17.40 IST	51,000	0	-1,000	-8,000
Exy-Pune	2.2-6mm, IS 1239,IS 1161 (HR Coil Based)	Ex-Yard	01 Oct 17.40 IST	51,000	0	-1,000	-8,000
Exy-Bangalore	2.2-6mm, IS 1239,IS 1161 (HR Coil Based)	Ex-Yard	01 Oct 17.40 IST	52,000	0	-1,000	-7,000
Exy-Hyderabad	2.2-6mm, IS 1239,IS 1161 (HR Coil Based)	Ex-Yard	01 Oct 17.40 IST	52,000	0	-500	-7,000

Billet (Global)

Particular/Delivery	Size/Grade	Delivery	As On	Price	Change	1M	3M
Global prices (in USD/MT)							
FOB India	150*150, 3SP/4SP	-	24 Sep 18.07 IST	\$465	-5	-25	NA
FOB Iran	130*130, 3SP	-	01 Oct 19.19 IST	\$454	0	-11	-24
FOB Russia	130*130, 3SP	-	01 Oct 19.19 IST	\$460	0	-13	-40
CNF Nepal	100*100, IS 2831 (IF Grade)	-	01 Oct 19.16 IST	\$508	+13	+25.5	+12.5
CNF Philippines	150*150, 3SP	-	01 Oct 19.16 IST	\$480	+15	+15	-15.5
CNF Turkey	120*120	-	01 Oct 19.16 IST	\$480	+5	-5	-35

Weekly Assessment

Rebar (Global)

Particular/Delivery	Size/Grade	Delivery	As On	Price	Change	1M	3M
Global prices (in USD/MT)							
FOB Turkey	12-32mm, Commercial	-	27 Sep 13.17 IST	\$590	+ 2	+ 18	+ 12

Wire Rod (Global)

Particular/Delivery	Size/Grade	Delivery	As On	Price	Change	1M	3M
Global prices (in USD/MT)							
CNF Nepal	5.5-6.0mm, Commercial Grade	-	28 Sep 13.03 IST	\$540	+ 15	+ 15	+ 7
	6-8 mm, ASTM A510 SAE 1008	-	28 Sep 13.03 IST	\$580	0	- 10	- 25

HRC (Global)

Particular/Delivery	Size/Grade	Delivery	As On	Price	Change	1M	3M
Global prices (in USD/MT)							
CNF Bangladesh	2mm, SAE 1006 (China origin)	-	01 Oct 18.48 IST	\$565	+ 35	+ 45	+ 10
CNF Dubai	2mm, SAE1006 (India origin), SAE1006	-	23 Apr 18.30 IST	\$595	0	NA	NA
CNF Europe	3-4mm, S235JR	-	01 Oct 18.48 IST	\$530	0	+ 10	- 35
	3mm+, S275	-	01 Oct 18.48 IST	\$603	0	- 7	- 47
CNF India	2-12 mm, SS400 (China Origin)	-	01 Oct 18.48 IST	\$540	+ 35	+ 45	- 10
	3mm, SS400 (South Korea Origin)	-	24 Sep 18.29 IST	\$530	0	NA	NA
CNF Nepal	2mm, SAE1006 (India origin), SAE1006	-	01 Oct 18.48 IST	\$540	0	- 15	NA
CNF Pakistan	2mm, SS400 (China origin), SS400	-	01 Oct 18.48 IST	\$505	+ 10	+ 19	- 31
	2mm, SS400 (Japan origin), SS400	-	24 Sep 18.29 IST	\$510	0	NA	NA
CNF UAE	2mm, SAE1006 (China Origin)	-	26 Sep 17.39 IST	\$510	+ 15	+ 10	- 45
	2 mm, SAE 1006 (Formosa, skin pass)	-	16 Sep 15.19 IST	\$517	0	NA	- 58
CNF Vietnam	2-20mm, SAE 1006 (India Origin)	-	09 Apr 18.25 IST	\$567	0	NA	NA
	2-3mm, SAE 1006 (China Origin)	-	01 Oct 18.48 IST	\$500	+ 20	+ 15	- 30
	Thickness - 2-6 mm, Width - 1.1-1.3m	-	04 Sep 18.57 IST	\$515	- 15	0	NA
FOB Black Sea	3mm, SAE1006	-	01 Oct 18.53 IST	\$470	0	- 10	- 75
FOB China	3-12mm, SS400	-	01 Oct 18.53 IST	\$510	+ 35	+ 45	0
FOB India	2.5 mm, SAE1006	-	23 Apr 18.30 IST	\$560	0	NA	NA
FOB Japan	2mm, SS400	-	24 Sep 18.15 IST	\$485	0	NA	NA
FOB South Korea	1.6-2.5mm, SAE 1006	-	24 Sep 18.15 IST	\$500	0	NA	NA

CRC (Global)

Particular/Delivery	Size/Grade	Delivery	As On	Price	Change	1M	3M
Global prices (in USD/MT)							
FOB China	0.90mm, SPCC	-	01 Oct 18.35 IST	\$565	+ 40	+ 45	- 5
FOB India	0.9 mm, IS 513 Gr.O	-	01 Oct 18.35 IST	\$625	- 10	- 20	- 55
FOB Russia	0.90mm, SPCC	-	01 Oct 18.35 IST	\$575	+ 5	0	- 62

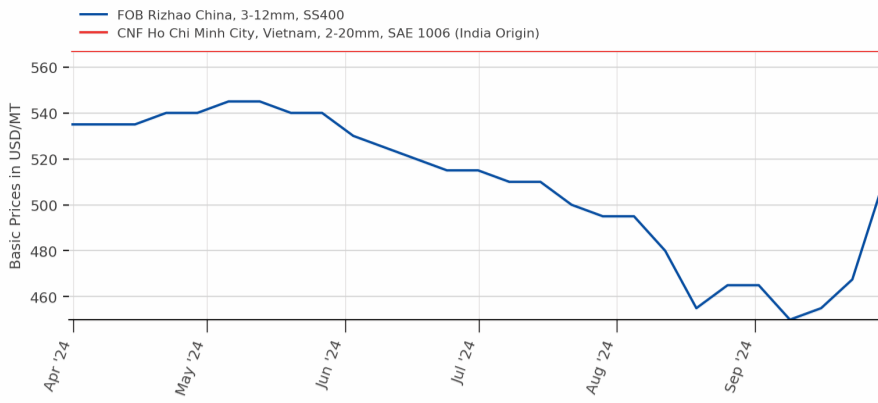
HR Plate (Global)

Particular/Delivery	Size/Grade	Delivery	As On	Price	Change	1M	3M
Global prices (in USD/MT)							
FOB China	5-10mm, SS 400	-	01 Oct 18.32 IST	\$510	+ 30	+ 35	- 25

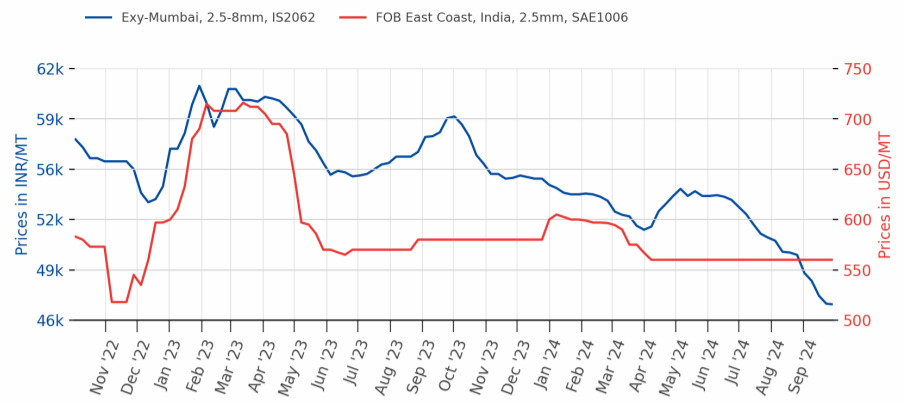
GP (Global)

Particular/Delivery	Size/Grade	Delivery	As On	Price	Change	1M	3M
Global prices (in USD/MT)							
FOB China	DX51D+z80, Width 1,000-1,500 mm, thickness 0.5-2mm	-	26 Sep 17.34 IST	\$585	0	- 5	- 50
FOB India	Width 900-1250mm, thickness 0.50mm, DX51D+z80, BS EN 10142:2000	-	26 Sep 17.34 IST	\$735	0	- 10	- 50

Note:- W-O-W: Week On Week, 1M: Change over last month, 3M: Change over last 3 months



Source:BigMint



Source:BigMint

China's Top-7 crude steel producing provinces in Jan-Aug'24

Province	Production (mnt)	% change y-o-y
Hebei	144	-6%
Jiangsu	82	-4%
Shandong	50	-2%
Liaoning	47	-5%
Shanxi	41	-10%
Guangxi	31	+18%
Guangdong	26	+8%
Others	265	-5%
Total Production in Jan-Aug 2024	691	-3%
Total Production in Jan-Aug 2023	715	

All above figures are rounded off | Quantity in million tonnes (mnt) | % change in year-on-year (y-o-y) | Source: BigMint

China's crude steel production continues to fall in Jan-Aug'24; all eyes on latest stimulus measures

2024-10-02

[READ MORE](#)

Hot-rolled coil export offers trend (in Jan'23-Sep'24)

Month	China (FOB)	Japan (FOB)	India (FOB)	Russia (FOB)
Jan'23	~650	~650	~650	~650
Mar'23	~750	~750	~750	~750
Apr'23	~600	~600	~600	~600
May'23	~580	~580	~580	~580
Jun'23	~570	~570	~570	~570
Jul'23	~580	~580	~580	~580
Aug'23	~580	~580	~580	~580
Sep'23	~580	~580	~580	~580
Oct'23	~570	~570	~570	~570
Nov'23	~580	~580	~580	~580
Dec'23	~590	~590	~590	~590
Jan'24	~590	~590	~590	~590
Feb'24	~580	~580	~580	~580
Mar'24	~570	~570	~570	~570
Apr'24	~560	~560	~560	~560
May'24	~550	~550	~550	~550
Jun'24	~540	~540	~540	~540
Jul'24	~530	~530	~530	~530
Aug'24	~520	~520	~520	~520
Sep'24	~510	~510	~510	~510

Sep'24 prices updated till 26 Sep'24 | Source: BigMint

Indian HRC export offers remain sluggish amid Chinese National Day holiday

2024-10-01

[READ MORE](#)

India: Maruti Suzuki India Limited Sales Volumes

Month	Domestic	Sales to other OEM	Exports Sales
Jan'24	~170,000	~10,000	~10,000
Feb'24	~165,000	~10,000	~10,000
Mar'24	~160,000	~10,000	~10,000
Apr'24	~145,000	~10,000	~10,000
May'24	~150,000	~10,000	~10,000
Jun'24	~145,000	~10,000	~10,000
Jul'24	~145,000	~10,000	~10,000
Aug'24	~150,000	~10,000	~10,000
Sep'24	~155,000	~10,000	~10,000

Source: Company's press release | Compiled & maintained by BigMint Research

India: Maruti Suzuki's sales rise by 2% y-o-y in Sep'24

2024-10-01

[READ MORE](#)

India: Tata Motors Limited Sales Volumes

Month	Passenger Vehicle (PV)	Commercial Vehicle (CV)
Jan'24	~55,000	~35,000
Feb'24	~50,000	~35,000
Mar'24	~50,000	~40,000
Apr'24	~45,000	~30,000
May'24	~45,000	~30,000
Jun'24	~40,000	~30,000
Jul'24	~40,000	~30,000
Aug'24	~40,000	~30,000
Sep'24	~35,000	~35,000

Source: Company's press release | Compiled & maintained by BigMint Research

India: Tata Motors reports 15% y-o-y drop in domestic sales in Sep'24

2024-10-01

[READ MORE](#)

China Domestic Billet Price

Date	Price (RMB/MT)
081014	~3,500
162022	~3,550
242830	~3,500
030507	~3,400
121418	~3,350
202426	~3,300
262802	~3,300
040810	~3,300
121618	~3,200
222426	~3,150
300105	~3,100
070913	~3,050
162123	~2,950
272902	~2,850
040610	~2,800
121820	~2,800
242630	~3,300

Source: BigMint

China: Steel billet prices rise over RMB 200/t (\$29/t) in last 2 trading days

2024-09-30

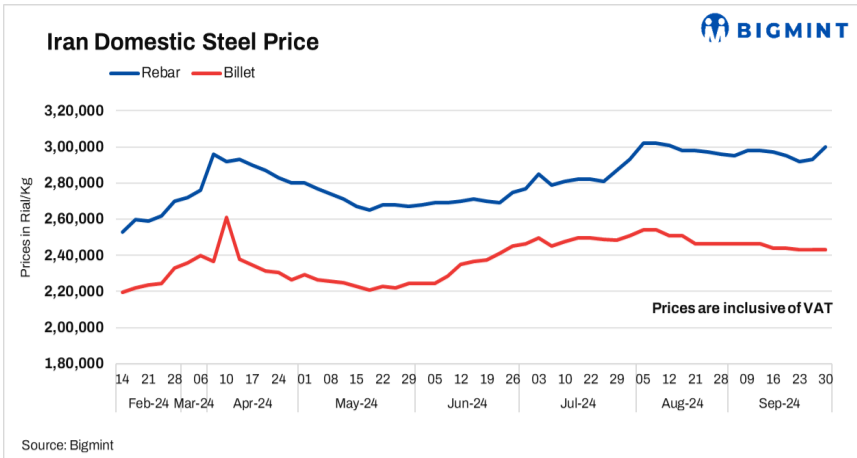
[READ MORE](#)

KALPATARU PROJECTS INTERNATIONAL LIMITED (Formerly Kalpataru Power Transmission Limited)

India: Kalpataru Projects secures new orders of INR 1,241 crores

2024-09-30

[READ MORE](#)



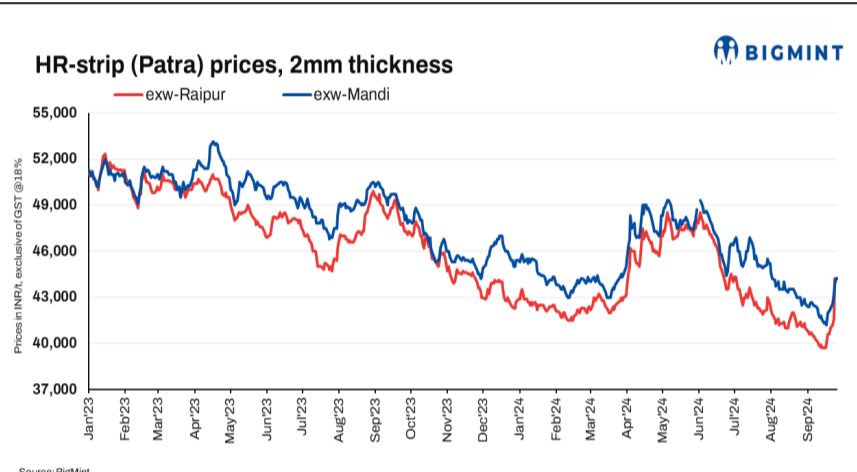
Iran: Domestic billet, rebar prices remain supported

2024-09-30 [READ MORE](#)



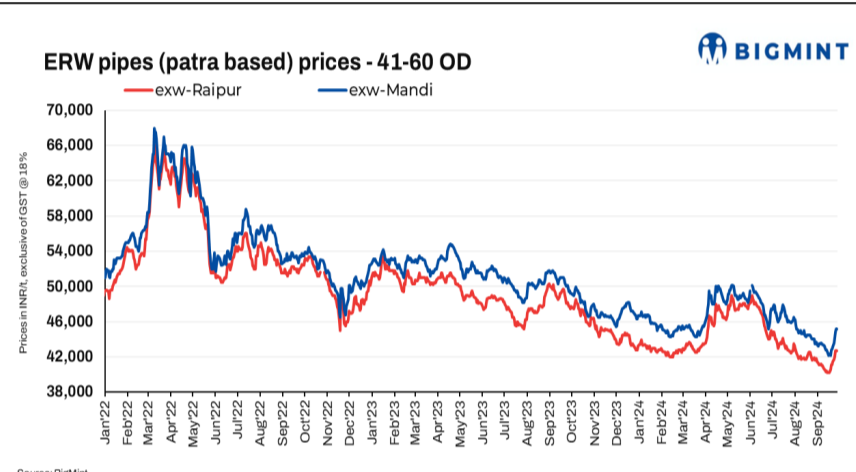
India: JSW Steel hikes rebar list prices by INR 1,000/t (\$12/t) for October 2024

2024-09-29 [READ MORE](#)



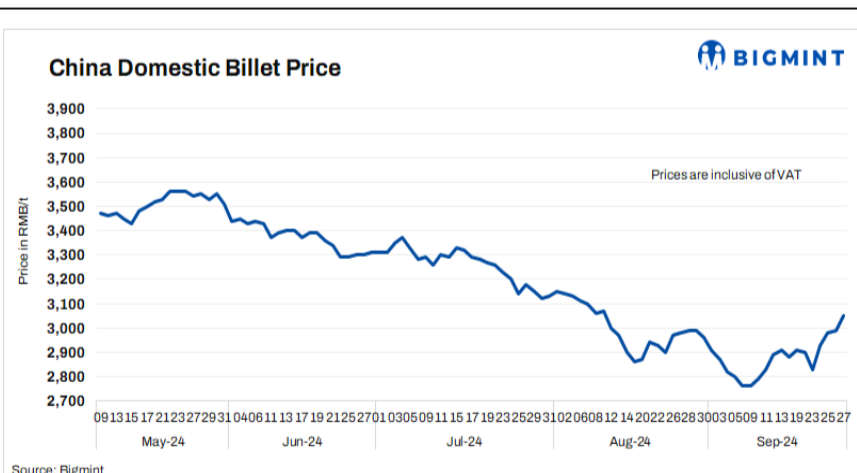
India: HR strip prices rise by up to INR 2,100/t w-o-w in key markets

2024-09-28 [READ MORE](#)



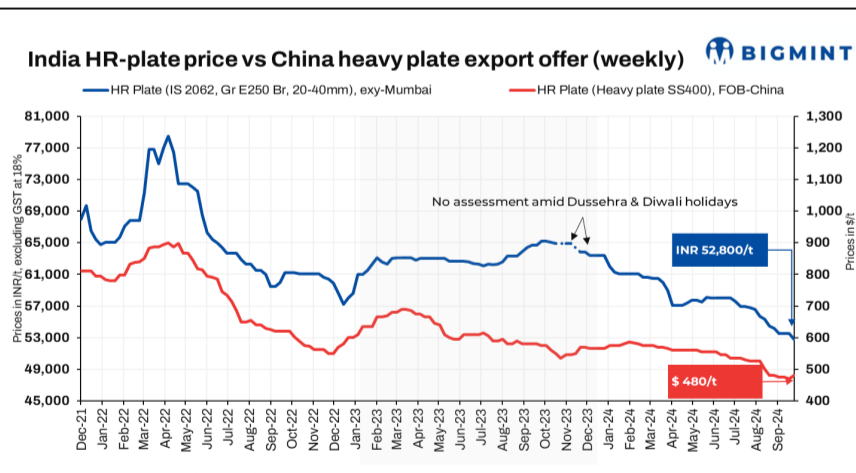
India: ERW patra pipe prices rise by up to INR 2,300/t w-o-w in key markets

2024-09-28 [READ MORE](#)



China: Steel billet prices continue to head north despite drop in futures

2024-09-27 [READ MORE](#)



India: Trade-level HR steel plate prices decline

2024-09-27 [READ MORE](#)

Ferro Alloy

Manganese Ore (India)

Particular/Delivery	Size/Grade	Delivery	As On	Price	Change	1M	3M
Indian prices (in INR/MT)							
MOIL	6-80 mm, Lumps, Mn 46%	Ex-Mines	01 Oct 15.52 IST	18,032	-4,508	-4,508	NA
	Lumps, Lumps, Mn 44%, Fe 7%	Ex-Mines	01 Oct 15.52 IST	17,249	-4,312	-4,312	NA
	Lumps, Mn 37%, Fe 7.5%	Ex-Mines	01 Oct 15.52 IST	13,517	+643	+643	NA
	6-80 mm, Lumps, Mn 30%	Ex-Mines	01 Oct 15.52 IST	6,638	+316	+316	NA

Weekly Assessment, Prices Ex-Mines Basis Including Royalty

Chrome Ore (India)

Particular/Delivery	Size/Grade	Delivery	As On	Price	Change	1M	3M
Indian prices (in INR/MT)							
Ex-Jajpur (OMC-eAuction)	Friable 54%+	Ex-Mines	20 Sep 14.29 IST	38,011	-74	-74	NA
	Friable 52-54%	Ex-Mines	20 Sep 14.29 IST	32,189	-1,930	-1,930	NA
	Friable 50-52%	Ex-Mines	21 Aug 18.29 IST	24,252	-521	0	NA
	Lumps, Friable 48-50%	Ex-Mines	20 Sep 14.29 IST	26,864	+3,143	+3,143	NA

OMC E-Auction Prices Including Royalty

Silico Manganese (India)

Particular/Delivery	Size/Grade	Delivery	As On	Price	Change	1M	3M
Indian prices (in INR/MT)							
Ex-Durgapur	10-150 mm, LC (Mn 55% min.)	Ex-Works	26 Sep 10.21 IST	83,700	0	+500	-5,600
	10-150 mm, MC (Mn 53% min.)	Ex-Works	26 Sep 10.21 IST	78,400	-1,100	+400	-5,400
	10-50 MM, HC 60-14	Ex-Works	01 Oct 18.44 IST	67,800	+600	+320	-3,880
	25-150 mm, HC 60-14	Ex-Works	01 Oct 18.44 IST	67,300	+600	+320	-3,880
Ex-Raipur	25-150 mm, HC 60-14	Ex-Works	01 Oct 18.44 IST	67,800	+300	+320	-4,080
Ex-Vizag	25-150 mm, HC 60-14	Ex-Works	01 Oct 18.44 IST	67,600	+300	+120	-3,800

Weekly Assessment; All Prices are basic; GST @ 18% extra

Ferro Manganese (India)

Particular/Delivery	Size/Grade	Delivery	As On	Price	Change	1M	3M
Indian prices (in INR/MT)							
Ex-Durgapur	10-150 mm, MC (Mn 70% min)	Ex-Works	26 Sep 10.20 IST	98,000	-500	-3,500	-16,000
	25-150 mm, HC 70%	Ex-Works	01 Oct 18.40 IST	68,300	-450	-4,920	-12,300
Ex-Raipur	25-150 mm, HC 70%	Ex-Works	01 Oct 18.40 IST	68,200	-1,200	-5,090	-12,080

Weekly Assessment; All Prices are basic; GST @ 18% extra

Ferro Chrome (India)

Particular/Delivery	Size/Grade	Delivery	As On	Price	Change	1M	3M
Indian prices (in INR/MT)							
Ex-Durgapur	10-60 mm, LC 60%	Ex-Works	26 Sep 10.25 IST	213,400	-3,100	-6,100	-12,100
Ex-Jajpur	10-150mm, HC 60%, Si- 4%	Ex-Works	01 Oct 18.28 IST	111,000	+900	+3,800	+975
	10-150mm, HC 60%, Si - 2%	Ex-Works	26 Sep 10.25 IST	115,700	+2,300	+1,200	0

Weekly Assessment; All Prices are basic; GST @ 18% extra

Ferro Silicon (India)

Particular/Delivery	Size/Grade	Delivery	As On	Price	Change	1M	3M
Indian prices (in INR/MT)							
Ex-Guwahati	25-150 mm, FeSi 70%	Ex-Works	30 Sep 18.39 IST	97,000	+900	+9,725	+4,350
Ex-Bhutan	25-150 mm, FeSi 70%	Ex-Works	30 Sep 18.39 IST	95,700	+200	+7,700	+1,550

Weekly Assessment; All Prices are basic; GST @ 18% extra

Manganese Ore (Global)

Particular/Delivery	Size/Grade	Delivery	As On	Price	Change	1M	3M
Global prices (in USD/MT)							
CNF China	Lumps, Mn 37% (USD/dmtu)	-	28 Sep 11.23 IST	\$3.75 /dmtu	0	-0.09	-1.65
	Lumps, Mn 44% (USD/dmtu)	-	28 Sep 11.23 IST	\$4.9 /dmtu	0	-1.13	-4.08

CNF India	Lumps, Mn 37%, (South African origin) (USD/dmtu)	-	28 Sep 11.23 IST	\$3.9 /dmtu	0	-0.1	-1.65
	Lumps, Mn 44% (USD/dmtu)	-	28 Sep 11.23 IST	\$5.05 /dmtu	0	-1.1	-4.1
	Lumps, Mn 46%, (USD/dmtu)	-	28 Sep 11.23 IST	\$5.4 /dmtu	0	-1.2	-4.2

Weekly Assessment

Chrome Ore (Global)

Global prices (in USD/MT)							
CNF China	Conc 40-42%, S. Africa	-	24 Sep 17.35 IST	\$270	-30	-45	-50
	Conc 46-48%, Turkish	-	24 Sep 17.35 IST	\$410	-5	-10	-25

Weekly Assessment

Silico Manganese (Global)

Global prices (in USD/MT)							
FOB India	25-150 mm, HC 60-14	-	01 Oct 18.43 IST	\$819	+8	-0.6	-94
	25-150 mm, HC 65-16	-	01 Oct 18.43 IST	\$900	+4	-30	-140.6

Weekly Assessment

Ferro Manganese (Global)

Global prices (in USD/MT)							
FOB India	25-150 mm, HC 70%	-	01 Oct 18.50 IST	\$844	+4	-49.6	-158
	25-150 mm, HC 75%	-	01 Oct 18.50 IST	\$912	+2	-38	-154.2

Weekly Assessment

Ferro Chrome (Global)

Global prices (in USD/MT)							
CNF China	10-150mm, HC 60% (cents/lb)	-	01 Oct 18.31 IST	¢93 /lb	-1	-2	-5
CNF Japan	10-50mm, HC 60% (cents/lb)	-	01 Oct 18.31 IST	¢97 /lb	-2	-3	-6.5
CNF South Korea	10-50mm, HC 60% (cents/lb)	-	01 Oct 18.31 IST	¢96 /lb	-2	-3	-5.5

Weekly Assessment

Ferro Silicon (Global)

Global prices (in USD/MT)							
FOB China	10-50 mm, FeSi 75%	-	30 Sep 18.40 IST	\$1,255	-10	-55	-20
FOB India	10-50 mm, FeSi 70%	-	30 Sep 18.40 IST	\$1,250	0	+100	+35

Weekly Assessment

Non Ferrous

Aluminium (India)

Particular/Delivery	Size/Grade	Delivery	As On	Price	Change	1M	3M
Indian prices (in INR/MT)							
Aluminium Ingot P1020, Exy-Delhi	Ingot EC Grade 99.70%	Ex-Yard	01 Oct 17.19 IST	254,000	+ 1,500	+ 13,500	+ 5,000
Aluminium Ingot ADC12, Exw-Delhi NCR	Automobile OEM Approved	Exw-Delhi NCR	06 Sep 17.17 IST	218,000	- 1,000	- 1,000	- 3,000
	Non-OEM	Ex-Works	25 Sep 16.57 IST	207,000	0	- 3,000	- 6,000
Aluminium Extrusion Scrap, Exy-Delhi	6063 & 6061 (Mix)	Ex-Yard	01 Oct 17.19 IST	196,500	0	+ 5,500	+ 1,500
Aluminium Utensil Scrap, Exy-Delhi	Loose	Ex-Yard	01 Oct 17.19 IST	185,000	0	+ 4,000	+ 1,000
Aluminium Taint Tabor Scrap, Exy-Delhi	Loose	Ex-Yard	01 Oct 17.19 IST	183,000	0	+ 3,000	0
Aluminium Tense Scrap, Exy-Delhi	Solid (Loose)	Ex-Yard	01 Oct 17.19 IST	175,000	0	- 1,500	- 6,000
Aluminium Ingot P1020, Exy-Mumbai	Ingot EC Grade 99.70%	Ex-Yard	01 Oct 17.19 IST	245,000	+ 1,000	+ 15,000	+ 6,000
Aluminium Extrusion Scrap, Exy-Mumbai	6063 (Loose)	Ex-Yard	01 Oct 17.19 IST	210,000	0	+ 3,000	+ 8,000
Aluminium Utensil Scrap, Exy-Mumbai	Utensil (Loose)	DAP	01 Oct 17.19 IST	198,000	+ 1,000	+ 3,000	+ 11,000
Aluminium Ingot ADC12, Exw-Chennai	Automobile OEM Approved	Exw-Chennai	06 Sep 17.25 IST	216,000	- 2,000	- 2,000	NA
	Non-OEM	Ex-Works	25 Sep 16.57 IST	209,000	0	- 3,000	- 5,500
Aluminium Tense Scrap, Exy-Chennai	Solid (Loose)	Ex-Yard	01 Oct 17.19 IST	176,000	0	- 1,500	- 6,000

Aluminium (Global)

Particular/Delivery	Size/Grade	Delivery	As On	Price	Change	1M	3M
Global prices (in USD/MT)							
Aluminium Extrusion Scrap, CFR Nhava Sheva, Middle East	6063 (Briquetted)	-	01 Oct 17.32 IST	\$2,380	0	+ 10	- 40
Aluminium Taint Tabor Scrap, CFR Nhava Sheva, Middle East	Briquetted, Clean	-	01 Oct 17.32 IST	\$2,170	- 10	+ 10	+ 20
Aluminium Taint Tabor, CFR Nahva Sheva, UK	Cut and sheared 9-10% attachment	-	01 Oct 17.32 IST	\$1,780	- 50	- 20	- 50
Aluminium Taint Tabor, CFR Nahva Sheva, US	HRB, Attachment 3%	-	01 Oct 17.32 IST	\$1,950	- 40	- 40	- 50
Aluminium Talk Scrap, CFR Nhava Sheva, Middle East	Solid (Clean)	-	01 Oct 17.32 IST	\$4,950	+ 200	+ 350	- 100
Aluminium Talk, CFR Nahva Sheva, US	Solid (Clean)	-	01 Oct 17.32 IST	\$5,200	+ 120	+ 385	- 80
Aluminium Tense Scrap, CFR Nhava Sheva, Middle East	Attachments 8-9%, Mix	-	01 Oct 17.32 IST	\$1,760	- 70	- 70	- 95
Aluminium Tense, CFR Nahva Sheva, US	Attachments 6-7%	-	01 Oct 17.32 IST	\$1,860	- 70	- 40	- 30
Aluminium Wheel Scrap, CFR Nahva Sheva, UK	Solid (Loose)	-	01 Oct 17.32 IST	\$2,450	+ 30	+ 70	+ 80
Aluminium Zorba 95-5, CFR Nhava Sheva, UK	20 mm, Solid (Shredded)	-	01 Oct 17.32 IST	\$2,050	- 40	- 30	- 10
Silicon Metal, CFR Mundra, China	Grade 553 Si- 98.5%	-	01 Oct 17.32 IST	\$1,670	0	- 50	- 330

Copper (India)

Particular/Delivery	Size/Grade	Delivery	As On	Price	Change	1M	3M
Indian prices (in INR/MT)							

Copper Secondary CC Wire Rods, Exw-Delhi	8 mm, Cu 99% min	Ex-works	01 Oct 17.14 IST	826,000	-4,000	+53,400	-5,600
Copper Primary CC Wire Rods, Exw-Delhi	8 mm, Cu 99.99%	Ex-works	01 Oct 17.14 IST	875,000	-5,000	+65,100	+6,000
Copper Armature Scrap, Exy-Delhi	Cu 99%	Ex-Yard	01 Oct 17.14 IST	770,000	-3,000	+47,800	-8,900
Copper Primary CC Wire Rods (CCR), Exy-Mumbai	8 mm, Cu 99.99%	Ex-Yard	01 Oct 17.14 IST	878,000	-14,000	+63,200	+1,000
Copper Armature Scrap, Exy-Mumbai	Cu - 98%	DAP	01 Oct 17.14 IST	800,000	-4,000	+35,600	-16,000
Brass Honey Scrap, Exy-Mumbai	Cu 63% Zn 33%	DAP	01 Oct 17.14 IST	525,000	-5,000	+19,000	-9,000

Zinc (India)

Particular/Delivery	Size/Grade	Delivery	As On	Price	Change	1M	3M
Indian prices (in INR/MT)							
Zinc Special High Grade Ingot, Exw-Delhi	Ingot, Zn 99.99%	Ex-works	01 Oct 17.24 IST	289,000	0	+19,800	+7,400
Zinc Special High Grade Ingot, Exy-Mumbai	Ingot, Zn 99.995%	Ex-Yard	01 Oct 17.24 IST	286,000	-1,000	+20,800	+5,400

Lead (India)

Particular/Delivery	Size/Grade	Delivery	As On	Price	Change	1M	3M
Indian prices (in INR/MT)							
Lead Remelted Ingot, Exw-Delhi	Ingot, Pb 99%	Ex-works	01 Oct 17.07 IST	181,000	0	-5,000	-8,600
Lead Primary Ingot, Exw-Delhi	Ingot, Pb 99.99%	Ex-works	01 Oct 17.07 IST	199,000	0	-6,600	-11,000
Lead Primary Ingot, Exy-Mumbai	Ingot, Pb 99.99%	Ex-Yard	01 Oct 17.07 IST	191,000	0	+600	-5,600

India: BigMint's billet index edges up by INR 100/t d-o-d - 1 Oct

01 Oct 2024

BigMint's billet index inched up by INR 100/t d-o-d today, reaching INR 41,100/tonne (t) exw-Raipur on 1 October 2024.

The index remained range-bound today with a slight increase, influenced by mixed trends across various markets in the country. Buying activity in the semi-finished steel segment slowed after the second half in today's trading session. Additionally, the finished steel segment experienced limited buying demand d-o-d, which kept overall market sentiments subdued. Today, deals of about 1,300 t were concluded, compared to 8,000 t on 30 September.

In Raipur, rebar prices increased by INR 400/t d-o-d today, with deals of 2,000 t concluded. Wire rod prices also rose INR 400/t d-o-d, with deals of 950 t recorded. Meanwhile, sponge iron offers in Raipur saw a slight hike of INR 200/t d-o-d today.

The conversion

spread from sponge iron (PDRI) to billets for standalone furnaces in Raipur was recorded at INR 13,000/t.

Rationale

This index is derived based on transaction, offer, bid, and indicative price data sets. Transactions are considered T1 and given a weightage of 50%, whereas other data sets are considered as T2 and given a weightage of the balance 50%.

- **Transactions (T1)** - Two trades at INR 41,000-41,100/t were recorded during the 2:30 pm-5:30 pm BigMint trading window and considered for final price calculation as T1 inputs. The average of these transactions was INR 41,061/t, which was given a 50% weightage in the final price calculation.
- **Other price indicators - bids/offers/indicatives (T2)** - Eight offers were reported in the trading window and considered as T2 inputs. The average price of these eight was INR 41,160/t and given a 50% weightage in the final price calculation.

The final price of billets was INR 41,110/t exw-Raipur, rounded off to INR 41,100/t exw.

From BigMint Team - While it would be our earnest endeavour, at BigMint, to bring about transparent and unbiased price index reporting, we would request all our readers and subscribers for their feedback and if they could participate in the reporting of more transactions.

For detailed methodology - [click here](#)

India Domestic Raipur Billet Trade Updates - 1 Oct'24						BIGMINT	
Participant	Industry Type	Trade Type	*Price (INR/t)	Delivery	Time of Deal/Call	Data Set	Outlier
P1	Trader	Offer	41,400	EXW	12:01	T2	Yes
P2	Trader	Offer	41,400	EXW	12:02	T2	Yes
P3	Seller	Offer	41,650	EXW	12:59	T2	Yes
P4	Trader	Offer	41,400	EXW	13:05	T2	Yes
P5	Trader	Offer	41,500	EXW	13:10	T2	Yes
P6	Trader	Offer	41,450	FOR	13:28	T2	Yes
P7	Trader	Offer	41,300	EXW	15:07	T2	Yes
P8	Trader	Indicative	41,200	EXW	15:51	T2	No
P9	Trader	Offer	41,300	FOR	16:23	T2	Yes
P10	Buyer	Indicative	41,200	EXW	16:27	T2	No
P11	Buyer	Offer	41,450	FOR	16:45	T2	Yes
P12	Trader	Offer	41,200	EXW	16:50	T2	No
P13	Trader	Indicative	41,200	EXW	17:05	T2	No
P14	Seller	Indicative	41,000	EXW	17:08	T2	No
P15	Trader	Trade	41,000	EXW	17:17	T1	No
P16	Trader	Trade	41,100	FOR	17:28	T1	No

T1 - Trade, T2 - Offer/Bid/Indicative, *Normalized price as per methodology

India Domestic Billet Price Index EXW Raipur

- Credible & Transparent Prices
- Robust Methodology & Rationale
- IOSCO Compliance
- Independent View of the Market
- Enabling Informed Conversations & Negotiations

Global Prices

Global Prices - Region Wise





























Commodity	Particular	Grade/Size	Price	Change	W-O-W	1M	3M
China							
<i>Export</i>							
Billet	FOB China	125*125, BF Grade	NA	NA	NA	NA	NA
TMT (Re-Bar)	FOB China	Commerical	NA	NA	NA	NA	NA
Wire Rod	FOB China	5.5mm	NA	NA	NA	NA	NA
HRC	FOB China	2.5mm	\$510	+ 35	+ 42.5	+ 45	0
CRC	FOB China	0.90 mm	\$565	+ 40	+ 40	+ 45	- 5
<i>Import</i>							
Iron Ore	CNF China	Lumps Fe 64/63%, South Africa	\$102	+ 6	+ 12	+ 5	- 7
Iron Ore	CNF China	Fines Fe 62%, Australia	\$108	+ 6	+ 19	+ 12	- 1
Pellets	CNF China	6-20mm, BF Grade	\$116	+ 3	0	+ 1	- 13
Coking Coal	CNF China	Premium HCC, Australia	NA	NA	NA	NA	NA
Mill Scale	CNF China	70/68%	NA	NA	NA	NA	NA
FeCr	CNF China	HC 60%	¢93/lb	- 1	- 1	- 2	- 5
Mn Ore	CNF China	Mn 46% Lumps, Australia	NA	NA	NA	NA	NA
Mn Ore	CNF China	Mn 38%, South Africa	NA	NA	NA	NA	NA
CIS Nations							
<i>Export</i>							
Billet	FOB Black Sea	125*125, BF Grade	\$460	0	0	- 13	- 40
Slabs	FOB Black Sea	Commercial	NA	NA	NA	NA	NA
Pig Iron	FOB Black Sea	Steel Grade	\$352	0	0	- 36	- 73
TMT (Re-Bar)	FOB Black Sea	Commercial	NA	NA	NA	NA	NA
HRC	FOB Black Sea	2.5mm	\$470	0	0	- 10	- 75
CRC	FOB Black Sea	0.90mm	\$575	+ 5	+ 5	0	- 62
Japan/Korea							
<i>Export</i>							
HRC	FOB Korea	2.5mm	\$500	0	0	NA	NA
<i>Import</i>							
FeCr	CNF Japan	HC 60%	¢97/lb	- 2	- 2	- 3	- 6.5

Note:- W-O-W: Week On Week, 1M: Change over last month, 3M: Change over last 3 months, All prices are weekly assessment, Iron Ore are daily assessment

Commodity	Particular	Grade/Size	Price	Change	W-O-W	1M	3M
India							
<i>Export</i>							
Iron Ore	FOB India	Fines, Fe 58/57%	\$67	+ 6.5	+ 15	+ 12	+ 4
Billet	FOB India	150*150mm	\$465	- 5	0	- 25	NA
Pig Iron	FOB India	Steel Grade	NA	NA	NA	NA	NA
HRC	FOB India	2.5mm	\$560	0	NA	NA	NA
CRC	FOB India	0.9mm	\$625	- 10	- 10	- 20	- 55
SiMn	FOB India	60/14%	\$819	+ 8	+ 9.8	- 0.6	- 94
FeMn	FOB India	HC 75%	\$912	+ 2	- 14	- 38	- 154.2
FeSi	FOB Bhutan	70-75%	\$1,250	0	0	+ 100	+ 35
<i>Import</i>							
Iron Ore	CNF India	Lumps Fe 64%, South Africa	NA	NA	NA	NA	NA
Scrap	CNF India	HMS 1&2 ,Middle East	NA	NA	NA	NA	NA
Scrap	CNF India	Shredded, Europe	\$398	0	+ 8.2	+ 8	- 14.4
Coking Coal	CNF India	Premium HCC, Australia	\$220	- 1	+ 16.8	+ 9.8	- 49.2
Non-Coking Coal	CNF India	RB2 5500 NAR, South Africa	NA	NA	NA	NA	NA
Met Coke	CNF India	62%, China	NA	NA	NA	NA	NA
Pellets	CNF India	6-20mm, BF Grade	NA	NA	NA	NA	NA
Wire Rod	CNF India	5.5mm, China	NA	NA	NA	NA	NA
HRC	CNF India	2.5mm, China	\$540	+ 35	+ 42.5	+ 45	- 10
HRC	CNF India	2.5mm, Korea	\$530	0	0	NA	NA
CRC	CNF India	0.90mm, China	\$585	+ 40	+ 40	+ 45	- 5
HR Plate	CNF India	A 36	NA	NA	NA	NA	NA
Mn Ore	CNF India	Mn 38%, South Africa	NA	NA	NA	NA	NA
Europe & US							
<i>Export</i>							
Pig Iron	FOB Brazil	Steel Grade	\$437	0	0	0	- 8
<i>Import</i>							
Scrap	CFR Turkey	HMS (80:20), US	\$370	+ 2	+ 3.2	+ 3.4	- 20
HRC	CIF Europe	2.5mm	NA	NA	NA	NA	NA
Middle East & Africa							
<i>Export</i>							
Iron Ore	FoB South Africa	Lumps, Fe 64/63%	NA	NA	NA	NA	NA
Non Coking Coal	FoB South Africa	RB2 5500 NAR	NA	NA	NA	NA	NA
<i>Import</i>							
Billet	CNF Dubai	125*125, China	NA	NA	NA	NA	NA
HRC	CNF Dubai	2.5mm, China	\$510	+ 15	+ 7.5	+ 10	- 45

Note:- W-O-W: Week On Week, 1M: Change over last month, 3M: Change over last 3 months, All prices are weekly assessment, Iron Ore are daily assessment

LIVE TENDERS

COMPANY	TYPE	GRADE	QUANTITY	EXPIRY DATE	LOCATION	VIEW
Aluminium						
JBVNL	Sell	Aluminum Scrap	1,103 MT	08 Oct, 2024	 Ranchi, Jharkhand, India	VIEW
TATASIKORSKYAEROSPACELTD	Sell	Aluminum Scrap	60 MT	04 Oct, 2024	 Rangareddi, Telangana, India	VIEW
L & T	Sell	Aluminum & Copper	20 MT	05 Oct, 2024	 Surat, Gujarat, India	VIEW
NMDC	Buy	Alumina	40 MT	17 Oct, 2024	 Bellary, Karnataka, India	VIEW
Welspun Corp Limited	Sell	Aluminum and Stainless Scrap	35 MT	15 Oct, 2024	 Anjar, Gujarat, India	VIEW
Copper						
MIDHANI	Buy	Electrolytic Copper Cathodes	12 MT	12 Oct, 2024	 Hyderabad, Telangana, India	VIEW
Ferro Chrome						
SAIL	Buy	Ferro Chrome	100 MT	04 Oct, 2024	 Durgapur, West Bengal, India	VIEW
Fines/Lumps						
Director of Mines & Geology	Services	Iron Ore Blocks	3 Nos	04 Oct, 2024	 Goa, Goa, India	VIEW
NMDC	Sell	Fe:65.5% B Rom	43,000 MT	03 Oct, 2024	 Dantewada, Chattisgarh, India	VIEW
NMDC	Sell	Iron Ore Fines & Lumps	129,000 MT	03 Oct, 2024	 Dantewada, Chattisgarh, India	VIEW
NMDC	Sell	Iron Ore Fines & Lumps	48,000 MT	03 Oct, 2024	 Bellary, Karnataka, India	VIEW
Karnataka State Minerals Corporation Limited	Sell	Iron Ore Fines	140,000 MT	04 Oct, 2024	 Bellary, Karnataka, India	VIEW
Karnataka State Minerals Corporation Limited	Sell	Iron Ore Fines & Lumps	253,202 MT	05 Oct, 2024	 Bellary, Karnataka, India	VIEW
Melting Scrap						
Satyam Auto	Sell	Melting Scrap	400 MT	04 Oct, 2024	 Gurgaon, Haryana, India	VIEW
HMCL	Sell	Melting Scrap	400 MT	04 Oct, 2024	 Rohtak, Haryana, India	VIEW
ShivamAutotech Limited	Sell	Melting Scrap	275 MT	04 Oct, 2024	 Haridwar, Uttarakhand, India	VIEW
AlJazeeraSteel	Sell	Melting Scrap	3,225 MT	03 Oct, 2024	 Sohar, Oman	VIEW
NMDC	Sell	PCM Jam	2,000 MT	04 Oct, 2024	 Jagdalpur, Chattisgarh, India	VIEW
DALMIA CEMENT BHARAT LTD	Sell	Melting Scrap	780 MT	08 Oct, 2024	 Kadapa, Andhra Pradesh, India	VIEW
ONGC	Sell	Melting Scrap	424 MT	10 Oct, 2024	 Raigad, Maharashtra, India	VIEW
SKHMETALSLIMITED	Sell	Melting Scrap-CR HR Punching	600 MT	04 Oct, 2024	 Pune, Maharashtra, India	VIEW
Met Coke						
NMDC	Sell	Mixed Breeze Coke Nut Coke	25,000 MT	16 Oct, 2024	 Jagdalpur, Chattisgarh, India	VIEW
Non Coking						
NMDC	Sell	Anthracite Coal	20,000 MT	11 Oct, 2024	 Bellary, Karnataka, India	VIEW
ODISHA COAL AND POWER LIMITED	Sell	Non Coking Coal G14	3,000,000 MT	04 Oct, 2024	 Sundargarh, Odisha, India	VIEW
APMDC	Sell	Non Coking Coal G7	75,000 MT	15 Oct, 2024	 Vijayawada, Andhra Pradesh, India	VIEW
Stainless Steel						
SAIL	Sell	Stainless Steel Scrap	25 MT	03 Oct, 2024	 Bokaro, Jharkhand, India	VIEW
Used Plants And Machines						
SAIL	Sell	Used Nitrogen Plant	1 Nos	04 Oct, 2024	 Chandrapur, Maharashtra, India	VIEW
Zinc						
SAIL	Sell	Zinc Dross	61 MT	04 Oct, 2024	 Rourkela, Odisha, India	VIEW

[View All](#)



Formerly SteelMint / CoalMint

Contact:

info@bigmint.co

+91 97700 56666

Disclaimer: BigMint has taken due care and caution in compilation of content. Information is just for reference not intended for trading purpose or to address your particular requirement. The content includes facts, views and opinions are of individuals and not that of the BigMint management. We and our content licensors do not guarantee or warrant the accuracy, completeness or timeliness of, or otherwise endorse these views, and opinions. BigMint and its affiliates, or their employees, directors or agents shall not be liable or responsible for any loss or costs or any action whatsoever arising out of use or relying on the spot prices disseminated.