



**BIGMINT**

Formerly SteelMint / CoalMint

Issue 1276,

# Daily Steel Report

## HIGHLIGHTS

04 Sep 2024, Wed

[Intel & Insights](#)

---

[Snap Shot - Global Prices \(USD/MT\)](#)

---

[Snap Shot - Indian Domestic Prices \(INR/MT\)](#)

---

[Iron Ore](#)

---

[Coal](#)

---

[Scrap & Metallics](#)

---

[Steel](#)

---

[Ferro Alloy](#)

---

[Non Ferrous](#)

---

[India Domestic Billet Index](#)

---

[Global Prices - Region Wise](#)

---

[Live Tenders](#)

---

## INDIA

### Iron Ore

India: PELLEX remains stable, market awaits for NMDC iron ore price revision [READ MORE >](#)

India: Pellet prices remain stable in Karnataka's Bellary amid active trading [READ MORE >](#)

India: NMDC's rake movements from Chhattisgarh rise over 10% m-o-m in Aug'24 [READ MORE >](#)

India: NMDC Kumaraswamy iron ore auction fetches premium bids [READ MORE >](#)

### Coal

India: CIL records 12% y-o-y drop in coal production for August 2024 [READ MORE >](#)

India: Thermal coal port stocks drop slightly w-o-w in week 35 [READ MORE >](#)

### Scrap & Metallics

India: BigMint's scrap index rises by INR 100/t d-o-d - 3 Sep'24 [READ MORE >](#)

South Asia: Imported ferrous scrap markets face slowdown amid monsoons [READ MORE >](#)

India: Sponge iron prices vary across markets even as trade volumes increase - 3 Sep [READ MORE >](#)

### Steel

Indian HRC export offers to Europe drop w-o-w in fresh deal [READ MORE >](#)

India: Tata Motors reports 8% y-o-y drop in sales in Aug'24 [READ MORE >](#)

India: BigMint's billet index rises INR 100/t as buying interest improves - 3 Sep [READ MORE >](#)

Indian DRI, billet and rebar update - 3 Sep [READ MORE >](#)

India: HRC export prices to EU edge down in recent deal [READ MORE >](#)

India: Wire rod prices drop m-o-m in Aug'24 on subdued buying [READ MORE >](#)

India's brand-wise rebar offers from IF route mills - 3 Sep [READ MORE >](#)

India: RINL floats 5,000 t rebar export tender [READ MORE >](#)

BigMint's Daily Trade Sheet - 02 Sep'24 [READ MORE >](#)

India: HRC-rebar spread rises after four-month gap in Aug'24, but prices still under pressure [READ MORE >](#)

### Ferro Alloy

India: MOIL's manganese ore production increases by 7% y-o-y in Apr-Aug'24 [READ MORE >](#)

India: Ferro silicon prices drop as Bhutan lowers offers for Sep'24 [READ MORE >](#)

India: Silico manganese export prices inch down on subdued demand [READ MORE >](#)

### Non Ferrous

India: Imported aluminium scrap prices post weekly gains despite LME downtrend [READ MORE >](#)

India: Ramkrishna Forgings to build new aluminium forging facility for EV market [READ MORE >](#)

India: DGTR proposes anti-dumping duties on Chinese aluminium foil [READ MORE >](#)

India: Hindalco, Balco cut aluminium ingot prices by up to INR 6,750/t (\$80/t) [READ MORE >](#)

Base metal prices on LME show negative trends; stocks witness negative movement [READ MORE >](#)

India's silicon imports up 14% in H1CY'24, volumes from China dominate [READ MORE >](#)

### Ship Breaking

South Asian ship recycling markets face challenges amid economic, political turmoil [READ MORE >](#)

India: Melting scrap prices remain stable d-o-d in Alang [READ MORE >](#)

## CHINA

China: Iron ore spot prices drop \$4/t on lacklustre economic data

[READ MORE >](#)

Chinese met coke prices likely to rebound in Sep'24

[READ MORE >](#)

China: Steel billet prices drop by RMB 40/t (\$6/t) d-o-d

[READ MORE >](#)

Near-term outlook on China's steel products

[READ MORE >](#)

## SOUTH ASIA

Pakistan: Imported scrap prices remain largely stable w-o-w; weak steel demand amid monsoon

[READ MORE >](#)

## FAR EAST ASIA

Japan: Tokyo Steel clips scrap buy prices by JPY 500 (\$3/t)

[READ MORE >](#)

## MEA (MIDDLE EAST AFRICA)

South Africa: Iron ore exports rise over 40% m-o-m in Aug'24

[READ MORE >](#)

## CIS NATIONS

Ukraine: Zaporizhstal's steel production edges down y-o-y in Aug'24

[READ MORE >](#)

## OCEANIA

Australia: Iron ore exports up 8% m-o-m in Aug'24

[READ MORE >](#)

# Indian HRC export offers to Europe drop w-o-w in fresh deal

Sep 03, 2024 20:52

Indian HRC export offers to Europe dropped by \$10/t w-o-w in a recent deal. However, offers to Southeast Asia and the Middle East (ME) remain on hold due sluggish demand in both the regions. Market overview 1. HRC offers to EU fall w-o-w: India's

HRC export offers to Europe (S275, 3mm) fell by around \$10-15/t w-o-w following a recent deal. Current offers are at \$605-610/t CFR Antwerp (\$555-560/t FOB, east coast India) against \$620/t CFR Antwerp a week back. BigMint heard a deal for 10

*Continued*

## SNAP SHOT - GLOBAL PRICES (USD/MT)

Commodity	Particular	Size, Grade	As on	Price	Change	1M	3M
Iron Ore Fines <sup>1</sup>	China Imports	Fines, Fe 62%	03 Sep   10.22 IST	\$96	-4	-8	-13
Iron Ore <sup>1</sup>	Indian Imports	Lumps, Fe 64%	29 Aug   11.33 IST	\$110.5	+5	+1.5	-6.5
Pellets (Brazil) <sup>2</sup>	China Imports	6-20 mm, Fe 65%	28 Aug   13.45 IST	\$123	+7	+4	0
Pellets (India) <sup>2</sup>	China Imports	6-20 mm, Fe 63%	30 Aug   18.54 IST	\$108	-2	+2	-2
Coking <sup>2</sup>	Australia Exports	Premium HCC	03 Sep   11.06 IST	\$198	0	-17	-58.4
Non Coking <sup>2</sup>	India Imports	RB2, S.Africa	03 Sep   13.19 IST	\$110	0	0	-4
Graphite Electrode <sup>2</sup>	China Exports	600mm, UHP	02 Sep   18.18 IST	15,150 RMB/t	-100	-900	-1,200
Scrap <sup>2</sup>	India Imports	Shredded	03 Sep   18.39 IST	\$390	0	-26.2	-30.4
Scrap <sup>2</sup>	Turkey Imports	HMS 80:20	03 Sep   18.39 IST	\$364	0	-20.4	-20.2
Scrap <sup>2</sup>	Pakistan Imports	Shredded	03 Sep   18.39 IST	\$400	0	-24.2	-24
Scrap <sup>2</sup>	Bangladesh Imports	Shredded	03 Sep   18.39 IST	\$400	0	-26.5	-24.8
Scrap (Ship Breaking) <sup>2</sup>	India Imports	Containers	03 Sep   11.29 IST	\$520	0	-10	-40
Billet <sup>2</sup>	India Exports	150*150, 3SP/4SP	03 Sep   18.08 IST	\$490	0	0	NA
Billet <sup>2</sup>	Russia Exports	130*130, 3SP	03 Sep   18.08 IST	\$473	+5	-12	-22
Billet <sup>2</sup>	Iran Exports	130*130, 3SP	03 Sep   18.08 IST	\$465	0	-5	-17
Billet <sup>2</sup>	Philippines Import	150*150, 3SP	03 Sep   18.06 IST	\$470	0	-12.5	-45.5
Sponge Iron <sup>2</sup>	India Exports	-	-	-	-	-	-
Pig Iron <sup>2</sup>	Russia Exports	Steel Grade	31 Aug   14.09 IST	\$388	-2	-17	-27
HRC <sup>2</sup>	China Exports	3-12mm, SS400	03 Sep   18.43 IST	\$465	0	-30	-60
Wire Rod <sup>2</sup>	Nepal Import	5.5-6.0mm, Commercial Grade	31 Aug   13.10 IST	\$525	-5	-10	-67
HRC <sup>2</sup>	India Exports	2.5 mm, SAE1006	23 Apr   18.30 IST	\$560	0	-15	-40
HRC <sup>2</sup>	South Korea Exports	1.6-2.5mm, SAE 1006	13 Aug   18.46 IST	\$520	-30	-30	NA
HRC (China) <sup>2</sup>	Vietnam Imports	2-3mm, SAE 1006	03 Sep   18.45 IST	\$485	0	-25	-65
HRC (China) <sup>2</sup>	Dubai Imports	2-3mm, SAE 1006	03 Sep   18.45 IST	\$485	0	-25	-65
CRC <sup>2</sup>	India Exports	0.9 mm, IS 513 Gr.O	28 Aug   18.24 IST	\$655	-10	-20	NA
CRC <sup>2</sup>	China Exports	0.90mm, SPCC	28 Aug   18.24 IST	\$520	0	-40	-85
HR Plate <sup>2</sup>	China Exports	5-10mm, SS 400	28 Aug   18.25 IST	\$480	0	-45	-75
GP <sup>2</sup>	China Exports	DX51D+z80, Width 1,000-1,500 mm, thickness 0.5-2mm	29 Aug   17.29 IST	\$590	+20	-25	-60
Silico Manganese <sup>2</sup>	India Exports	25-150 mm, HC 65-16	03 Sep   18.39 IST	\$930	0	-39.6	-300.2
Ferro Chrome <sup>2</sup>	China Import	10-150mm, HC 60%	28 Aug   10.26 IST	¢95 /lb	-0.5	-1	-3.5
Manganese Ore <sup>2</sup>	India Imports	Lumps, Mn 37%,	31 Aug   11.04 IST	\$4 /dmtu	0	-0.45	-2.55
Ferro Manganese <sup>2</sup>	India Exports	25-150 mm, HC 75%	03 Sep   18.41 IST	\$950	0	-54.2	-289.6
Ferro Silicon <sup>2</sup>	Bhutan Exports	10-50 mm, FeSi 70%	02 Sep   18.49 IST	\$1,150	-5	+20	-140

1-Daily Assessment, 2-Weekly Assessment, 3-Monthly Assessment, W-O-W: Week On Week, 1M: Change over last month, 3M: Change over last 3 months

# India: PELLEX remains stable, market awaits for NMDC iron ore price revision

Sep 03, 2024 19:59

Raipur buyers book actively from Odisha Sponge iron, billet prices decline w-o-w Pellet prices in Raipur remained stable in the last couple of days with some moderate deals concluded by steelmakers in this region. BigMint's bi-weekly

domestic pellet (Fe63%) index remained stable at INR 8,800/t (\$105/t) DAP Raipur as on 3 September 2024, compared to 30 August. Around 10,000 t of pellets (Fe63%) were sold by pellet producers at INR 9,050/t (\$108/t) DAP Raipur. Addit

*Continued*

## SNAP SHOT - INDIAN DOMESTIC PRICES (INR/MT)

Commodity	Particular	Size, Grade	As on	Price	Change	1M	3M
Fines/lumps <sup>2</sup>	Iron Ore Index	5-18 mm, Fe 63%, DR Grade	31 Aug   14.03 IST	5,650	-100	-300	-2,150
Fines/lumps <sup>2</sup>	Iron Ore Index	0-10 mm, Fe 63%	31 Aug   14.03 IST	4,400	-100	-300	-1,600
Iron Ore <sup>3</sup>	NMDC	6-40 mm, Fe 65.5%	07 Aug   11.13 IST	5,350	NA	NA	-1,100
Iron Ore <sup>3</sup>	NMDC	0-10 mm, Fe 64%	07 Aug   11.05 IST	4,610	NA	NA	-1,000
Pellets <sup>2</sup>	Raipur	6-20 mm, Fe 63%,	03 Sep   18.51 IST	8,900	0	-200	-2,100
Pellets <sup>2</sup>	Bellary	6-20 mm, Fe 63%	03 Sep   18.51 IST	9,400	0	-325	-1,150
Met Coke <sup>2</sup>	Ex-India (East)	25-90 mm, Blast Furnace-grade	28 Aug   18.15 IST	34,200	-600	-600	-1,300
Graphite Electrode <sup>3</sup>	Ex-India	600mm, UHP	24 Jun   19.11 IST	325,000	0	0	0
Mill Scale <sup>2</sup>	FoR-Kandla	Fines, Fe 70/68%	31 Aug   14.11 IST	6,500	-100	-275	-1,050
Hms <sup>1</sup>	Ex-Mumbai	HMS	03 Sep   17.36 IST	32,500	0	-200	-3,000
Hms <sup>1</sup>	Ex-Alang	HMS	03 Sep   17.36 IST	33,800	0	-900	-4,700
Pig Iron <sup>1</sup>	Ex-Durgapur	Steel Grade	03 Sep   17.51 IST	36,300	+100	-700	-3,100
Pig Iron <sup>1</sup>	Ex-Ludhiana, Foundary	Foundry Grade	03 Sep   13.35 IST	43,500	0	-500	-2,300
Sponge Pellet <sup>1</sup>	Ex-Raipur	Lumps, FeM 80%, +/-1	03 Sep   17.37 IST	24,700	+100	+250	-2,550
Billet <sup>1</sup>	Ex-Mumbai	100x100mm, IS 2831	03 Sep   17.56 IST	40,700	-100	-100	-4,700
Billet <sup>1</sup>	Ex-Raipur	100x100mm, IS 2831	03 Sep   17.56 IST	38,050	+100	-300	-5,650
TMT (Re-Bar) Secondary mills <sup>1</sup>	Ex-Mumbai	12-25mm, IF Route, Fe 500, IS 1786	03 Sep   13.33 IST	45,700	0	+1,400	-5,600
TMT (Re-Bar) Secondary mills <sup>1</sup>	Ex-Delhi/NCR	12-25mm, IF Route, Fe 500, IS 1786	03 Sep   18.00 IST	44,900	+200	-1,300	-5,600
TMT (Re-Bar) <sup>2</sup>	Ex-Mumbai	12-32mm, BF Route, IS 1786 Fe 500D	30 Aug   17.33 IST	50,300	+700	-500	-7,800
Structure <sup>1</sup>	Ex-Mumbai	40x40 Angle, IF Route, IS 2062/2011 E-250 Gr A	03 Sep   10.39 IST	48,500	0	+400	-4,400
Wire Rod <sup>1</sup>	Ex-Raipur	5.5 mm, SWRY 14 LC Gr 3, Induction route	03 Sep   17.13 IST	41,800	0	-600	-5,700
HRC <sup>2</sup>	Ex-Delhi	2.5-8mm / CTL, IS2062, Gr E250 Br.	03 Sep   17.59 IST	49,000	-800	-1,950	-5,600
HRC <sup>2</sup>	Ex-Mumbai	2.5-8mm / CTL, IS2062, Gr E250 Br.	03 Sep   17.59 IST	49,000	-1,000	-2,050	-4,950
CRC <sup>2</sup>	Ex-Delhi	0.90mm / CTL, IS 513, CR1	03 Sep   18.06 IST	57,000	-500	-1,450	-4,200
CRC <sup>2</sup>	Ex-Mumbai	0.90mm / CTL, IS 513, CR1	03 Sep   18.06 IST	56,400	-900	-1,750	-4,050
HR Plate <sup>2</sup>	Ex-Mumbai	5-10mm, Gr E250 Br.	28 Aug   18.13 IST	50,500	0	-1,100	-4,500
GP <sup>2</sup>	Ex-Mumbai	0.8mm / CTL, 120 GSM, IS277	29 Aug   18.11 IST	60,300	0	-2,100	-4,600
Silico Manganese <sup>2</sup>	Ex-Raipur	25-150 mm, HC 60-14	03 Sep   18.37 IST	67,600	0	-1,480	-19,440
Ferro Manganese <sup>2</sup>	Ex-Raipur	25-150 mm, HC 70%	03 Sep   18.36 IST	73,350	-250	-2,580	-21,070
Ferro Chrome <sup>2</sup>	Ex-Jajpur	10-150mm, HC 60%, Si- 4%	30 Aug   10.21 IST	107,000	+300	+1,150	+1,100
Manganese Ore <sup>2</sup>	Ex Balaghat, MOIL	Lumps, Mn 37%, Fe 7.5%	02 Sep   12.42 IST	12,874	-2,272	NA	NA
Chrome Ore <sup>2</sup>	Ex-Odisha OMC, E-auction	Lumps, Friable 48-50%	21 Aug   18.29 IST	23,721	-424	NA	NA

\*Basic Price GST @ 18% extra

1-Daily Assessment, 2-Weekly Assessment, 3-Monthly Assessment, W-O-W: Week On Week, 1M: Change over last month, 3M: Change over last 3 months

# Iron Ore

## Iron Ore (India)

Particular/Delivery	Size/Grade	Delivery	As On	Price	Change	1M	3M
Indian prices (in INR/MT)							
Odisha Iron Ore Index	5-18 mm, Fe 63%, DR Grade	Ex-mines	31 Aug   14.03 IST	5,650	-100	-300	-2,150
	10-30mm, Fe 63%, BF Grade	Ex-mines	31 Aug   14.03 IST	5,050	0	0	-1,850
	0-10 mm, Fe 63%	Ex-mines	31 Aug   14.03 IST	4,400	-100	-300	-1,600
	0-10mm, Fe 60%	Ex-mines	31 Aug   14.03 IST	3,650	-100	-300	-1,350
	0-5mm, Fe 57%	Ex-mines	29 Aug   18.48 IST	2,400	0	-300	-1,250
	5-18 mm, Lumps, Fe 60%	Ex-mines	31 Aug   14.03 IST	5,000	0	-100	-1,700
	10-30 mm, lumps, Fe 60%	Ex-mines	31 Aug   14.03 IST	4,400	-100	-200	-1,650
	0-10mm, Fe 62%	Ex-mines	31 Aug   14.03 IST	4,100	-100	-400	-1,350
OMC Kurmitar (Koira)	10-40 mm, Fe 62%	Ex-Mines	20 Aug   13.32 IST	5,150	+150	+150	-1,650
OMC Gandhamardan	0-5 mm, Fe 62-60%	Ex-Mines	20 Aug   13.32 IST	3,450	-800	-800	-1,850
	10-40 mm, Fe 62%	Ex-Mines	20 Aug   13.32 IST	4,600	-100	-100	-1,650
OMC Daitari	0-5 mm, Fe 62-64%	Ex-Mines	20 Aug   13.32 IST	4,000	-800	-800	-1,930
	10-40 mm, Fe 62%	Ex-Mines	20 Aug   13.32 IST	5,210	+150	+150	-1,800
OMC Kurmitar (Koira)	0-5 mm, Fe 62-60%	Ex-Mines	20 Aug   13.32 IST	3,500	-600	-600	-1,450
OMC Guali	5-18 mm, Fe 62%	Ex-mines	20 Aug   13.32 IST	5,105	-150	-150	-1,050
	Fines -5 mm, Fe 60-62%	Ex-mines	20 Aug   13.32 IST	4,100	-300	-300	-1,550
OMC Jilling	5-18 mm, Fe 62%	Ex-mines	20 Aug   13.32 IST	5,700	-150	-150	-1,750
	Fines -5 mm, Fe 60-62%	Ex-mines	20 Aug   13.32 IST	4,250	-250	-250	-1,400
NMDC, Chhattisgarh	10-40 mm, Fe 67%, DR CLO	F.O.R Siding	07 Aug   11.05 IST	6,420	NA	NA	-1,100
	10-150 mm, Fe 65.5%	F.O.R Siding	07 Aug   11.05 IST	5,320	NA	NA	-1,130
	6-40 mm, Fe 65.5%	F.O.R Siding	07 Aug   11.13 IST	5,350	NA	NA	-1,100
	0-10 mm, Fe 64%	F.O.R Siding	07 Aug   11.05 IST	4,610	NA	NA	-1,000
Chandrapur, Maharashtra	0-10mm, Fe 63%	FoR Ballarshah	30 Aug   16.36 IST	5,150	-100	-950	-950
Ex-Bellary	0-10 mm, Fe 62%	Ex-Mines	29 Aug   18.21 IST	4,500	+100	-600	-1,100
	0-10 mm, Fe 57%	Ex-Mines	29 Aug   18.21 IST	2,650	0	-450	-850
Karnataka e-auction	Lumps 10-20mm, Fe 63%	Ex-Mines	31 Aug   14.18 IST	4,400	+100	+100	-450
	Fines 0-5 mm, Fe 60%	Ex-Mines	31 Aug   14.18 IST	3,400	+200	+200	-300

## Pellets (India)

Indian prices (in INR/MT)							
Ex-Barbil	6-20 mm, Fe 63%, (+/- 0.5%)	FOR Siding	03 Sep   18.51 IST	7,050	0	-200	-1,625
Ex-Durgapur	6-20 mm, Fe 63%, (+/- 0.5%)	Ex-Works	03 Sep   18.51 IST	7,700	0	-300	-1,775
Ex-Jamshedpur	6-20 mm, Fe 63%	Ex-Works	06 Aug   18.55 IST	8,050	-50	0	-1,150
Ex-Jharsugda	6-20 mm, Fe 63%, (+/- 0.5%)	Ex-Works	03 Sep   18.51 IST	7,600	-200	-200	-1,650
Ex-Raipur	6-20 mm, Fe 63%, (+/- 0.5%)	Ex-Works	03 Sep   18.51 IST	8,900	0	-200	-2,100
Ex-Kandla	6-20 mm, Fe 64/63%	DAP	03 Sep   18.51 IST	10,200	0	-300	-1,600
Ex-Bellary	6-20 mm, Fe 63%	Ex-Works	03 Sep   18.51 IST	9,400	0	-325	-1,150

Weekly Assessment, GST @ 5% extra., Barbil and Kandla - Prices Loaded to Wagons

## Concentrates (India)

Indian prices (in INR/MT)							
Ex-Jabalpur	-45 micron, Fe 63%	Ex-works	31 Aug   13.04 IST	3,850	-50	-250	-1,150

## Iron Ore (Global)

Global prices (in USD/MT)							
CNF China	Fines, Fe 61.5% (Australia Origin)	-	03 Sep   10.22 IST	\$94	-4	-8	-13
CNF China	Fines, Fe 62% (Australia Origin)	-	03 Sep   10.22 IST	\$96	-4	-8	-13
CNF China	Fines, Fe 62.5% (Brazil Origin)	-	03 Sep   18.15 IST	\$99	-4	-7	-10
CNF China	Fines, Fines 63/62% (India origin)	-	03 Sep   18.15 IST	\$92	-2	-3	-2
CNF China	Lumps, Fe 64/63% (South Africa Origin)	-	03 Sep   18.15 IST	\$97	-4	-7	-10
CNF China	Lumps, USD/dmtu	-	03 Sep   10.22 IST	\$0.1545	+0.0005	-0.0155	-0.0355
CNF China	Fines, Fe 55% (India Origin)	-	02 Sep   18.00 IST	\$62	-3.5	-2.5	-3



<b>CNF China</b>	Fines, Fe 56% (India Origin)	-	02 Sep   18.00 IST	\$65	-3.5	-2.5	-3
<b>CNF China</b>	Fines, Fe 57% (India origin)	-	02 Sep   18.00 IST	\$68	-3.5	-2.5	-3
<b>CNF India</b>	Lumps, Fe 64% (South Africa origin)	-	29 Aug   11.33 IST	\$110.5	+5	-2.5	-6
<b>FOB India</b>	Fines, Fe 57% (India origin)	-	02 Sep   18.01 IST	\$55	-3.5	-3.5	-2

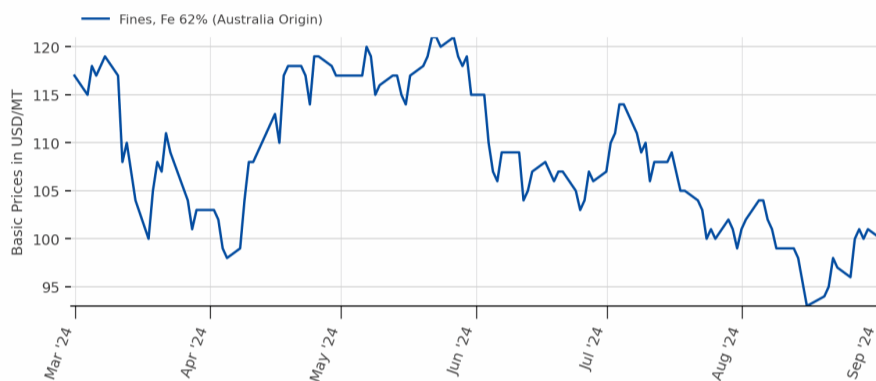
Prices on DMT basis (Daily Assessment) , India- Single Port Loading , FOB prices including demurrage , June to November: Moisture@ 10% , December to May: Moisture@ 8% , Or, actual moisture as per cargo certificate submitted by shipper to be adjusted

## Pellets (Global)

Global prices (in USD/MT)							
<b>CNF China</b>	6-20 mm, Fe 63% (India Origin)	-	30 Aug   18.54 IST	\$108	-2	+2	-2
	6-20 mm, Fe 65% (Brazil Origin)	-	28 Aug   13.45 IST	\$123	+7	+4	0
<b>FOB India</b>	6-20 mm, Fe 63%	-	30 Aug   18.52 IST	\$95	-2	+2	-1
<b>CNF China</b>	5-20mm, Fe 63%	-	29 Aug   12.08 IST	\$7.75	+0.35	+1.25	+3.55
	6-20mm	-	29 Aug   12.08 IST	\$16.9	-0.1	+0.6	+4.4

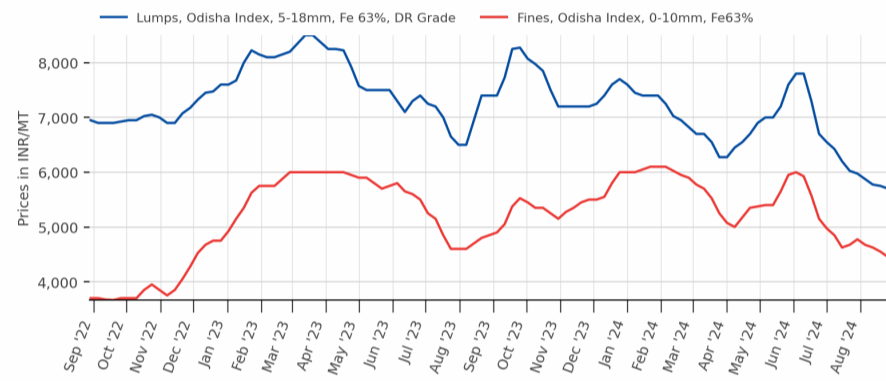
Note:- W-O-W: Week On Week, 1M: Change over last month, 3M: Change over last 3 months

### Iron Ore Fines, CNF Rizhao China

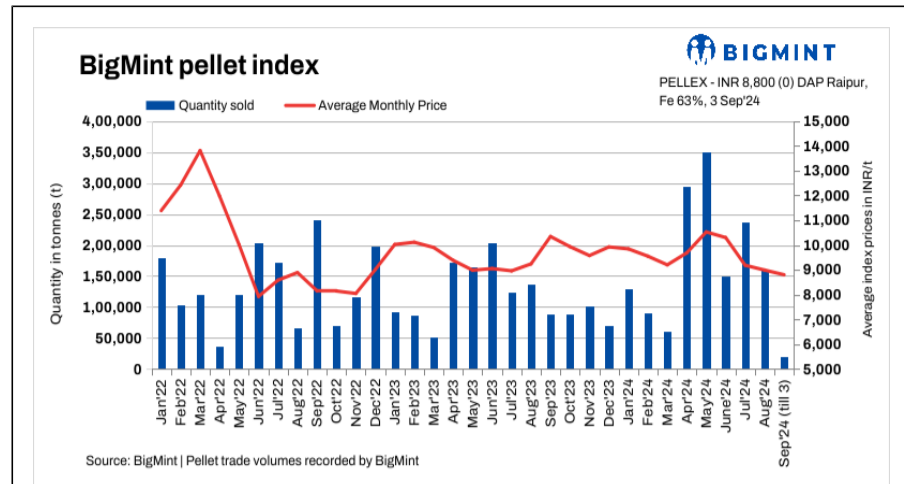


Source:BigMint

### Odisha Iron Ore Price Index (Lumps & Fines)



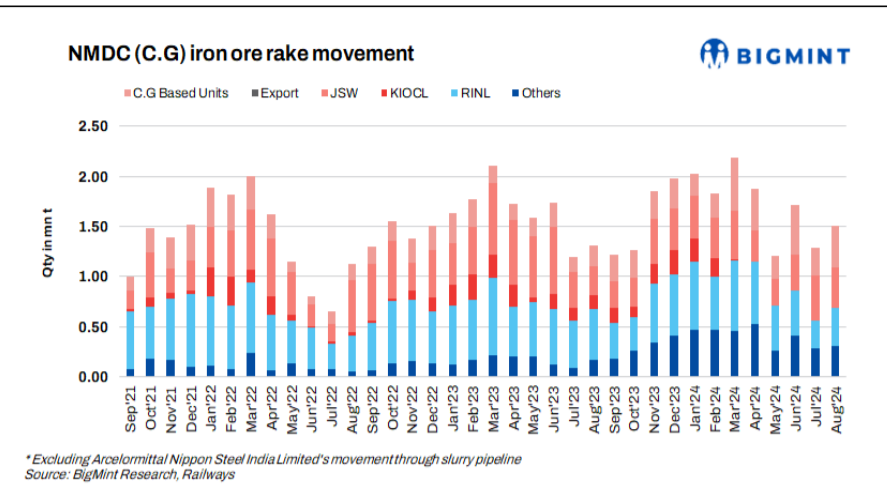
Source:BigMint



**India: PELLEX remains stable, market awaits for NMDC iron ore price revision**

2024-09-03

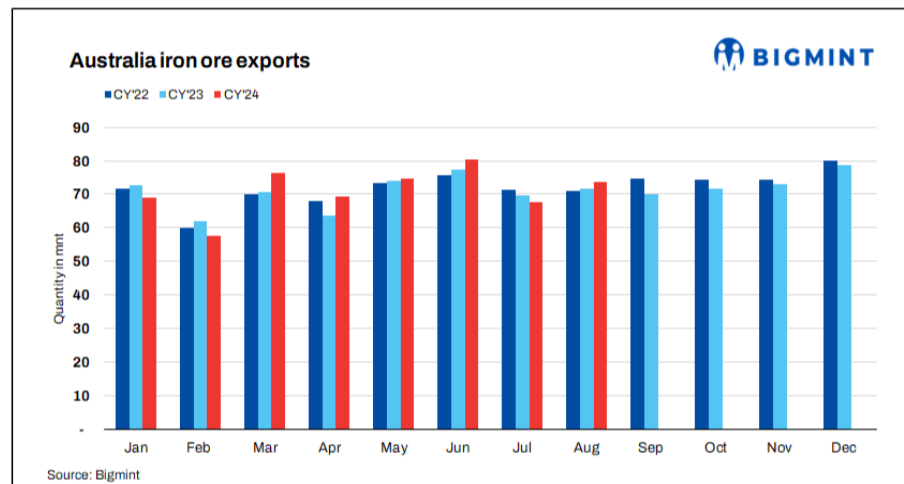
[READ MORE](#)



**India: NMDC's rake movements from Chhattisgarh rise over 10% m-o-m in Aug'24**

2024-09-03

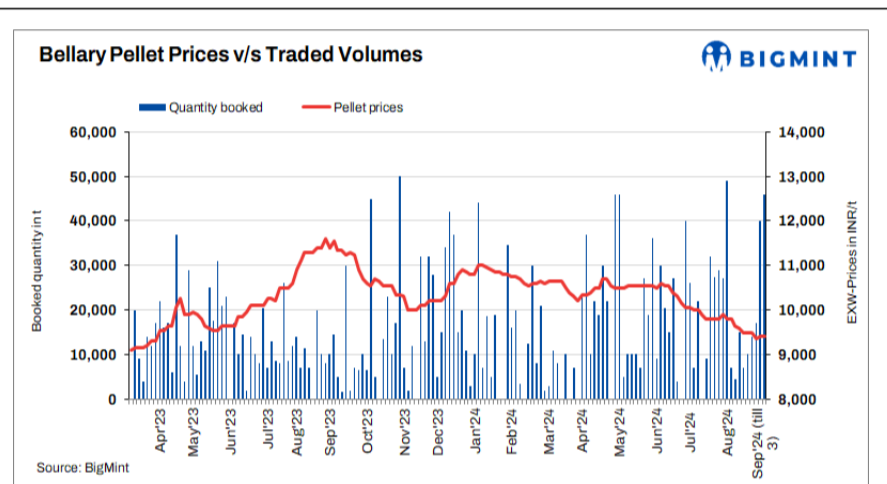
[READ MORE](#)



**Australia: Iron ore exports up 8% m-o-m in Aug'24**

2024-09-03

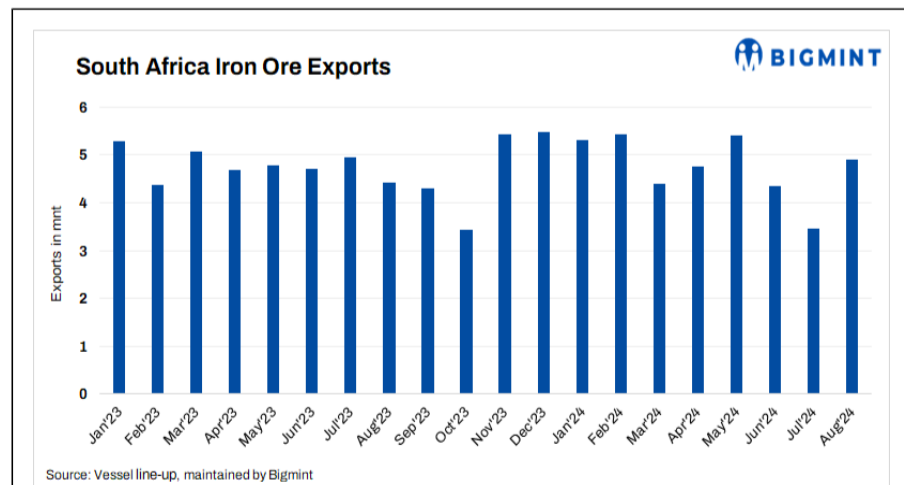
[READ MORE](#)



**India: Pellet prices remain stable in Karnataka's Bellary amid active trading**

2024-09-03

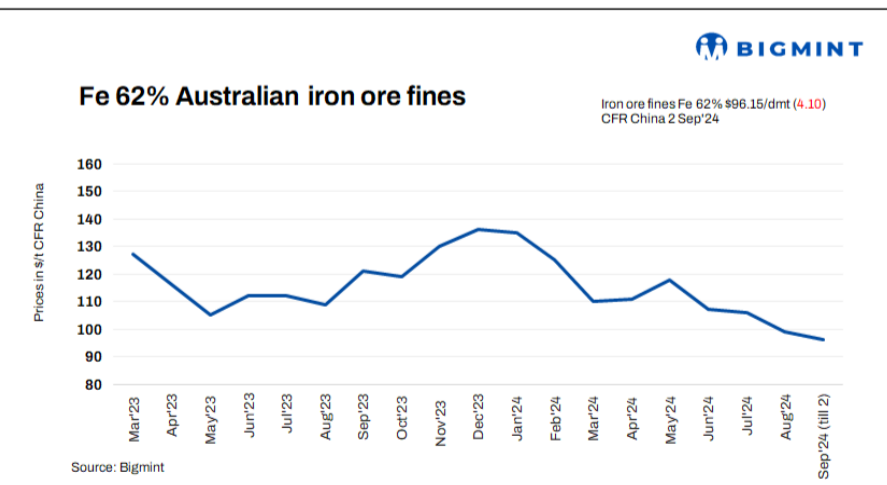
[READ MORE](#)



**South Africa: Iron ore exports rise over 40% m-o-m in Aug'24**

2024-09-03

[READ MORE](#)



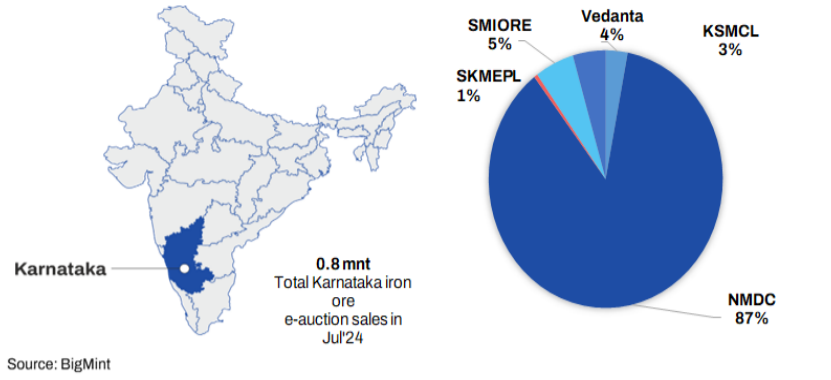
**China: Iron ore spot prices drop \$4/t on lacklustre economic data**

2024-09-03

[READ MORE](#)



Karnataka miner-wise iron ore e-auction sales in Jul'24

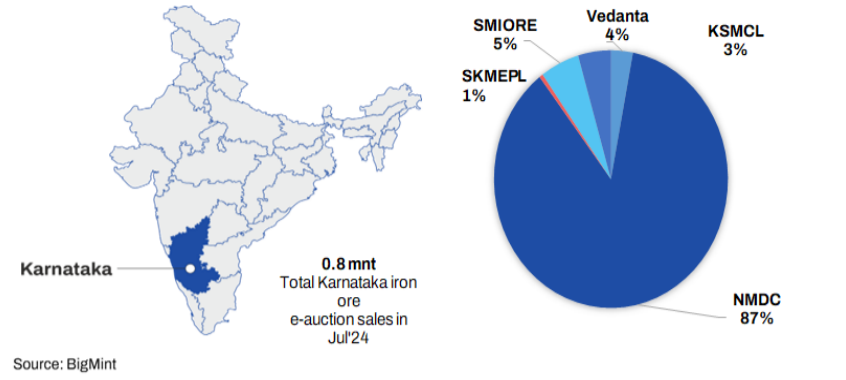


India: NMDC Kumaraswamy iron ore auction fetches premium bids

2024-09-03

READ MORE

Karnataka miner-wise iron ore e-auction sales in Jul'24



India: Entire quantity booked in Vedanta's auction from Karnataka

2024-09-02

READ MORE

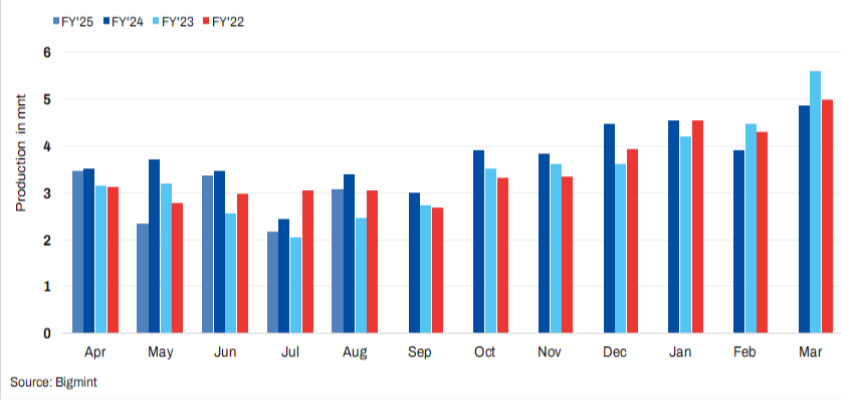


India: Buyers book over 47,000 t of iron ore fines in JSW's auction

2024-09-02

READ MORE

NMDC Iron Ore Production



India: NMDC's iron ore production rises by 41% m-o-m in Aug'24

2024-09-02

READ MORE



India: Over 7,500 t of iron ore fines booked in SAIL Barsua's auction

2024-09-02

READ MORE



Name of the Block	State	Area (Ha)	Average Fe %	Total Geographical Resources (in mnt)
Karchameta Iron Ore block	Chhattisgarh	266Ha	62.07	42.67 mnt
Madamnar-Tarameta Iron Ore block	Chhattisgarh	1000 Ha	61.08	116.63 mnt
Pandripani Iron Ore block	Chhattisgarh	221.5 Ha	60.53	26.07 mnt
Gomter-Wakeli Iron Ore block	Chhattisgarh	462.76Ha.	64.88	87.77 mnt

Source: BigMint

India: Chhattisgarh govt resumes auction process of 4 iron ore blocks

2024-09-02

READ MORE

# Coal

## Non Coking (India)

Particular/Delivery	Size/Grade	Delivery	As On	Price	Change	1M	3M
Indian prices (in INR/MT)							
Ex-Gangavaram	RB2 (5500 NAR), S.Africa	Ex-Port	03 Sep   15.58 IST	9,600	0	- 50	- 600
	RB3 (4800 NAR), South Africa	Ex-Port	03 Sep   15.58 IST	7,600	0	- 150	- 800

## Met Coke (India)

Particular/Delivery	Size/Grade	Delivery	As On	Price	Change	1M	3M
Indian prices (in INR/MT)							
Ex-Jajpur	25-90 mm, Blast Furnace-grade	Ex-Yard	28 Aug   18.15 IST	34,200	- 600	- 600	- 1,300
Ex-Gandhidham	25-90 mm, Blast Furnace-grade	Ex-Yard	28 Aug   18.15 IST	31,300	- 1,400	- 1,400	- 2,200

## Coking (Global)

Particular/Delivery	Size/Grade	Delivery	As On	Price	Change	1M	3M
Global prices (in USD/MT)							
CNF India	0-40mm, HCC 64 Mid Vol, Australia	-	03 Sep   11.04 IST	\$186	0	- 28.2	- 55.4
	0-40mm, Premium HCC, Australia	-	03 Sep   11.04 IST	\$214	0	- 16.4	- 60
	Low Vol PCI, Australia	-	03 Sep   11.04 IST	\$183	0	- 19.2	- 10
FOB Australia	0-40mm, Low Vol PCI	-	03 Sep   11.06 IST	\$167	0	- 19.25	- 8
	HCC 64 Mid Vol	-	03 Sep   11.06 IST	\$170	0	- 28.25	- 54
	Premium HCC	-	03 Sep   11.06 IST	\$198	0	- 17	- 58.4

## Non Coking (Global)

Particular/Delivery	Size/Grade	Delivery	As On	Price	Change	1M	3M
Global prices (in USD/MT)							
CNF India	RB1 (6000 NAR), S.Africa	-	03 Sep   13.19 IST	\$128	0	+ 1	+ 0.8
	RB2 (5500 NAR), S.Africa	-	03 Sep   13.19 IST	\$110	0	0	- 4
	RB3 (4800 NAR), S.Africa	-	03 Sep   13.19 IST	\$91	0	- 1	- 6
FOB South Africa	RB1 (6000 NAR)	-	03 Sep   13.18 IST	\$111	0	+ 1	+ 1.8
	RB2 (5500 NAR)	-	03 Sep   13.18 IST	\$93	0	0	- 3
	RB3 (4800 NAR)	-	03 Sep   13.18 IST	\$74	0	- 1	- 5

## Met Coke (Global)

Particular/Delivery	Size/Grade	Delivery	As On	Price	Change	1M	3M
Global prices (in USD/MT)							
FOB China	25-90mm, 64% CSR	-	29 Aug   18.37 IST	\$251	0	- 23	- 48
CNF India	25-90mm, 64% CSR, China	-	29 Aug   18.39 IST	\$262	0	- 23	- 52
	64% CSR, Japan origin	-	29 Aug   18.39 IST	\$355	- 3	- 3	- 5

Note:- W-O-W: Week On Week, 1M: Change over last month, 3M: Change over last 3 months

# Scrap & Metallic

## Sponge (India)

Region	Particular	Sponge Iron (C-DRI)				Pellet Sponge (P-DRI)			
		Price	Change	W-O-W	1M	Price	Change	W-O-W	1M
Indian prices (in INR/MT) <span style="float: right;">As on 03 Sep 2024</span>									
North India	Mandi Gobindgarh	30,000	+100	0	+200	-	-	-	-
East India	Durgapur	26,900	+300	0	-100	24,800	+200	-100	-150
East India	Rourkela	26,000	0	-300	+250	-	-	-	-
Central India	Raigarh	26,100	+100	-300	+100	24,100	+100	-300	+100
Central India	Raipur	29,100	0	-400	+450	24,700	+100	-300	+250
South India	Bellary	26,600	-150	-400	-400	25,600	-150	-200	-150
Eastern India	Ramgarh	26,700	+150	-100	-300	24,700	+150	-50	-300
East India	Jharsugda	-	-	-	-	23,400	0	-300	+100
South India	Hyderabad	-	-	-	-	26,250	-150	-250	-250

All prices are basic, GST extra.

## Pig Iron (India)

Particular/Delivery	Size/Grade	Delivery	As On	Price	Change	1M	3M
Indian prices (in INR/MT)							
DAP-Ludhiana	Steel Grade	DAP	03 Sep   17.51 IST	39,300	0	-1,200	-3,400
Ex-Bokaro	Steel Grade	Ex-Plant,Bokaro	01 Aug   18.06 IST	35,900	-1,450	0	-1,450
Ex-Burnpur	Steel Grade	Ex-Plant,Burnpur	31 May   16.00 IST	40,500	-2,500	0	0
Ex-Durgapur	Steel Grade	Ex-Works	03 Sep   17.51 IST	36,300	+100	-700	-3,100
		Ex-Plant,Durgapur	24 Aug   10.35 IST	35,500	-1,200	-1,200	-4,300
Ex-Rourkela	Steel Grade	Ex-Plant,Rourkela	31 Aug   14.13 IST	35,450	+250	-1,050	-3,450
Ex-Bhilai	Steel Grade	Ex-Plant,Bhilai	20 Jun   17.45 IST	38,000	-4,100	0	-4,100
DAP-Raigarh	Steel Grade	DAP	03 Sep   17.51 IST	36,350	+50	-550	-3,450
DAP-Raipur	Steel Grade	DAP	03 Sep   17.51 IST	36,550	+100	-750	-3,850
DAP-Hyderabad	Steel Grade	DAP	03 Sep   13.37 IST	38,200	0	+200	-2,100
DAP-Delhi	Foundry Grade	DAP	03 Sep   13.35 IST	43,200	0	-600	-3,000
DAP-Ludhiana	Foundry Grade	DAP	03 Sep   13.35 IST	43,500	0	-500	-2,300
Ex-Durgapur	Foundry Grade	Ex-Works	03 Sep   13.35 IST	41,500	0	-2,000	-3,500
Ex-Kharagpur	Foundry Grade	Ex-Works	03 Sep   13.35 IST	41,500	0	-2,000	-3,500
DAP-Ahmedabad	Foundry Grade	DAP	03 Sep   13.35 IST	45,200	0	-300	-1,800
DAP-Kolhapur	Foundry Grade	DAP	03 Sep   13.35 IST	45,500	0	-300	-1,300

Indian pig iron price assessment frequency has been increased from weekly to daily basis.

## Re - Rolling Scrap (India)

Indian prices (in INR/MT)							
Ex-Alang	Attachment, Ship Breaking	Ex-Yard	03 Sep   10.31 IST	34,800	0	-900	-4,700
	HMS(80:20), Ship Breaking	Ex-Yard	03 Sep   10.31 IST	33,800	0	-900	-4,700
	19-22mm(12 ANE), Ship Breaking	Ex-Yard	03 Sep   10.54 IST	41,200	0	-500	-3,900
	15-18mm(10 ANE), Ship Breaking	Ex-Yard	03 Sep   10.54 IST	41,200	0	-500	-3,800
	1 Inch, Ship Breaking	Ex-Yard	03 Sep   10.54 IST	41,200	0	-500	-4,000
	12-14mm(8 ANE), Ship Breaking	Ex-Yard	03 Sep   10.54 IST	40,700	0	-500	-3,800
	5-10 KG, Ship Breaking	Ex-Yard	03 Sep   10.54 IST	39,700	0	-500	-3,800
	9-11mm(6 ANE), Ship Breaking	Ex-Yard	03 Sep   10.54 IST	39,200	0	-500	-3,800
	2-5 KG, Ship Breaking	Ex-Yard	03 Sep   10.54 IST	38,700	0	-500	-3,800
	6-8mm(4 ANE), Ship Breaking	Ex-Yard	03 Sep   10.54 IST	38,200	0	-500	-3,800
	1-2 KG, Ship Breaking	Ex-Yard	03 Sep   10.31 IST	35,000	0	-900	-4,700

## Melting Scrap (India)

Particular/Delivery	Size/Grade	Delivery	As On	Price	Change	1M	3M
Indian prices (in INR/MT)							
Ex-Ludhiana	End Cutting	DAP	03 Sep   17.36 IST	36,600	+100	-300	-4,200
	CI Scrap, Mixed Size	DAP	03 Sep   17.36 IST	38,700	0	0	-1,700
	CR Busheling (Loose)	DAP	03 Sep   17.36 IST	37,700	+100	-400	-4,200
	Turning Boring Scrap	DAP	03 Sep   17.36 IST	33,600	-100	-1,000	-5,200
Ex-Mandi	LMS (Light Melting Scrap)	DAP	03 Sep   17.36 IST	31,700	0	-700	-4,400
	End Cutting	DAP	03 Sep   17.36 IST	36,900	+100	-300	-4,100
	HMS(80:20)	DAP	03 Sep   17.36 IST	33,700	0	-800	-4,200
	CR Busheling (Loose)	DAP	03 Sep   17.36 IST	37,900	+100	-200	-4,200
Ex-Durgapur	HMS(80:20)	DAP	03 Sep   17.36 IST	33,700	+150	-1,100	-4,000
Ex-Raipur	End Cutting	DAP	03 Sep   17.36 IST	35,800	0	-300	-3,750
	HMS(80:20)	DAP	03 Sep   17.36 IST	33,800	0	-300	-3,700
Ex-Ahmedabad	CR Busheling (Bundle)	DAP	03 Sep   17.36 IST	37,700	0	-500	-3,000
	HMS(80:20)	DAP	03 Sep   17.36 IST	33,000	0	-800	-4,500
Ex-Alang	HMS(80:20)	Ex-Yard	03 Sep   17.36 IST	33,800	0	-900	-4,700
Ex-Jalna	HMS(80:20)	DAP	03 Sep   17.36 IST	33,000	0	+300	-3,800
	CR Busheling (Loose)	DAP	03 Sep   17.36 IST	36,000	0	+300	-3,800
Ex-Mumbai	HMS(80:20)	DAP	03 Sep   17.36 IST	32,500	0	-200	-3,000
Ex-Chennai	Turning Boring Scrap	DAP	03 Sep   17.36 IST	31,200	-100	+400	-2,900
	HMS(90:10)	DAP	03 Sep   17.36 IST	34,100	-100	-400	-2,600
	HMS(80:20)	DAP	03 Sep   17.36 IST	32,100	-100	+300	-2,900
	CR Busheling (Bundle)	DAP	03 Sep   17.36 IST	35,500	0	-700	-2,700
Ex-Coimbatore	CI Scrap, Mixed Size	DAP	03 Sep   17.36 IST	37,000	0	-600	-800
Ex-Hyderabad	HMS(90:10)	DAP	03 Sep   17.36 IST	32,500	0	+1,000	-2,000
	HMS(80:20)	DAP	03 Sep   17.36 IST	31,000	0	+1,000	-2,000
Ex-Bhilai	9-13 Meters, 60 KG	Ex-works	25 Jul   14.36 IST	40,800	-3,620	-350	-700

## Mill Scale (India)

Indian prices (in INR/MT)							
Ex Plant, Raipur	Fines, Fe 70/68%	EXW	31 Aug   14.11 IST	7,100	+100	+200	-75
Ex-Kandla	Fines, Fe 70/68%	DAP	31 Aug   14.11 IST	6,500	-100	-275	-1,050

## Sponge Iron (Global)

Particular/Delivery	Size/Grade	Delivery	As On	Price	Change	1M	3M
Global prices (in USD/MT)							
CNF Bangladesh	FeM 80% (+/-1), 100% lumps	-	29 Aug   17.39 IST	\$365	+4	-2	-40
CNF Nepal	Mix (70% lumps, 30% fines), FeM 80% (+/-1)	-	29 Aug   17.39 IST	\$346	0	-10	-57

## Melting Scrap (Global)

Global prices (in USD/MT)							
FOB Europe	HMS 80:20 (Bulk)	-	28 Aug   17.22 IST	\$335	-1	-25	-22
FOB USA	HMS 80:20	-	03 Sep   17.17 IST	\$337	0	-19.4	-22.4
	Shredded	-	03 Sep   17.17 IST	\$357	0	-19.4	-22.4
CNF Bangladesh	H2 (Bulk, Japan origin)	-	28 Aug   19.04 IST	\$391	-6	NA	-7
	HMS 80:20 (Bulk, US Origin)	-	28 Aug   19.04 IST	\$392	+1	NA	-13
	HMS 80:20 (Containers, Europe Origin)	-	03 Sep   18.39 IST	\$390	0	-16	-14.8
	Shredded (Containers, UK Origin)	-	03 Sep   18.39 IST	\$400	0	-26.5	-24.8
CNF China	H2	-	03 Sep   12.32 IST	\$322	0	-13	-30.2
	HMS 80:20 (Bulk)	-	03 Sep   12.32 IST	\$346	0	-9	-4.8
	Shredded	-	03 Sep   12.32 IST	\$410	0	0	+2
CNF India	HMS 80:20 (Europe Origin, Containers)	-	03 Sep   18.39 IST	\$366	-2	-20.2	-30.8
	HMS 80:20 (West Africa Origin, Containers)	-	03 Sep   18.39 IST	\$365	-5	-20	-29.4
	HMS 80:20 (West Africa Origin, Containers)	-	03 Sep   18.39 IST	\$369	-2	-20.4	-29
	Shredded (Europe Origin, Containers)	-	03 Sep   18.39 IST	\$390	0	-26.2	-30.4
	Shredded (US Origin, Containers)	-	03 Sep   18.39 IST	\$385	0	-25.2	-30.6
CNF Pakistan	Shredded (Containers, Europe Origin)	-	03 Sep   18.39 IST	\$400	0	-24.2	-24
CNF Taiwan	HMS 80:20 (US Origin, Containers)	-	28 Aug   13.01 IST	\$326	-14	-22	-19
CNF Thailand	HMS 70:30	-	29 Jan   17.41 IST	\$352	+2	NA	NA
CNF Turkey	HMS 80:20 (Bulk, US Origin)	-	03 Sep   18.39 IST	\$364	0	-20.4	-20.2

CNF Vietnam	H2, (Bulk,Japan origin)	-	02 Sep   18.32 IST	\$360	-2	-11	-9
	HMS 80:20 (Bulk, US Origin)	-	02 Sep   18.32 IST	\$371	-1	-11	-13

## Pig Iron (Global)

Particular/Delivery	Size/Grade	Delivery	As On	Price	Change	1M	3M
Global prices (in USD/MT)							
FOB Black Sea	Steel Grade	-	31 Aug   14.09 IST	\$388	-2	-17	-27
FOB Brazil	Steel Grade	-	31 Aug   14.09 IST	\$437	-5	-5	-13
CNF Italy	Steel Grade	-	31 Aug   14.10 IST	\$435	-2	-14	-28

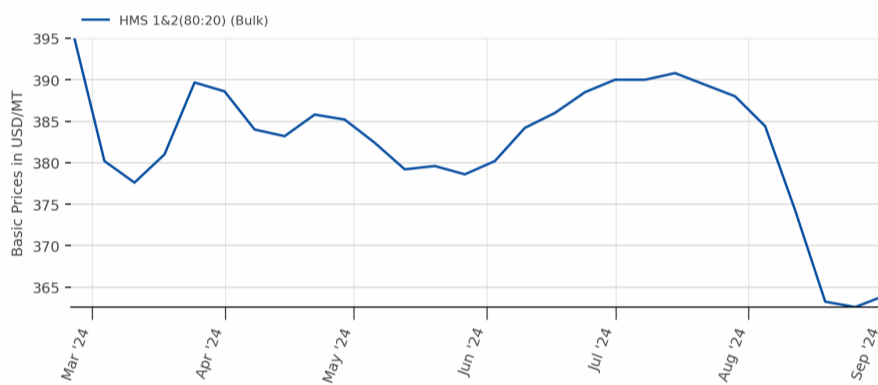
Weekly Assessment,, \*Tender Prices in export

## Ship Breaking (Global)

Global prices (in USD/MT)							
CNF Bangladesh	Containers	-	03 Sep   11.29 IST	\$530	0	+10	-30
	Tanker	-	03 Sep   11.29 IST	\$520	0	+10	-20
CNF India	Containers	-	03 Sep   11.29 IST	\$520	0	-10	-40
	Tanker	-	03 Sep   11.29 IST	\$510	0	-10	-30
CNF Pakistan	Containers	-	03 Sep   11.29 IST	\$510	0	-30	-20
	Tanker	-	03 Sep   11.29 IST	\$500	0	-30	-20
CNF Turkey	Containers	-	03 Sep   11.29 IST	\$365	0	-15	-15
	Tanker	-	03 Sep   11.29 IST	\$355	0	-15	-15

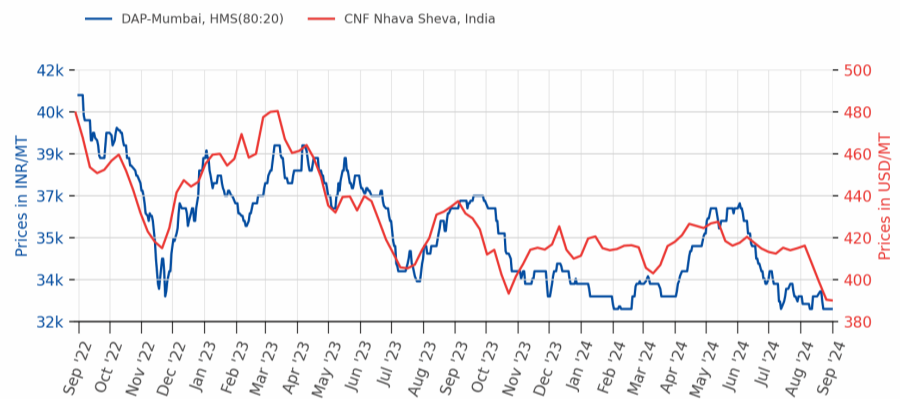
Note:- W-O-W: Week On Week, 1M: Change over last month, 3M: Change over last 3 months

Melting Scrap, CNF Turkey



Source:BigMint

Melting Scrap DAP Mumbai/CNF India



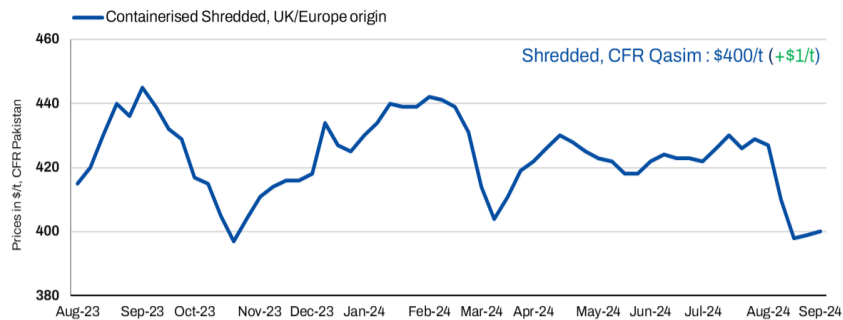
Source:BigMint



# Scrap & Metallic News



## Pakistan : Imported shredded scrap price trend



Source: BigMint

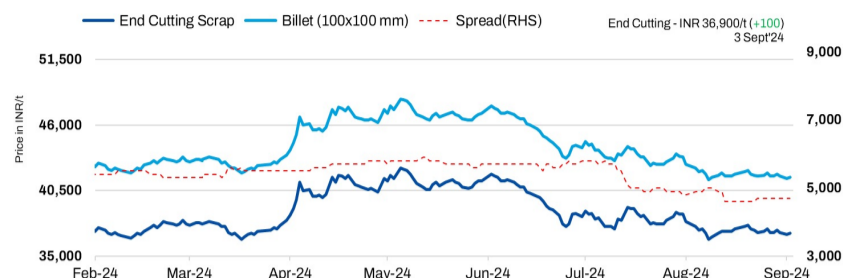
**Pakistan: Imported scrap prices remain largely stable w-o-w; weak steel demand amid monsoon**

2024-09-03

[READ MORE](#)



## India: Melting scrap index DAP-Mandi Gobingarh (End Cutting vs Billet)



Source: BigMint

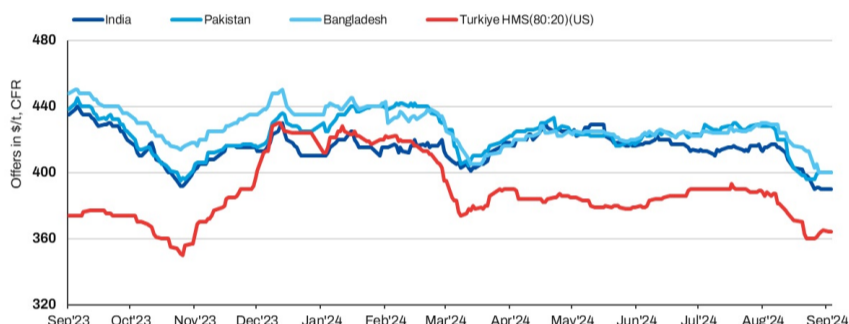
**India: BigMint's scrap index rises by INR 100/t d-o-d - 3 Sep'24**

2024-09-03

[READ MORE](#)



## South Asia: Imported shredded scrap offers from UK/Europe



Source: BigMint

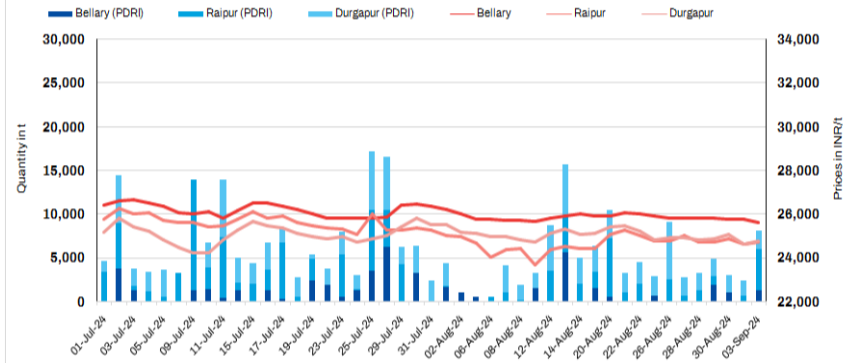
**South Asia: Imported ferrous scrap markets face slowdown amid monsoons**

2024-09-03

[READ MORE](#)



## India Sponge iron price & trade volume



Source: BigMint Research

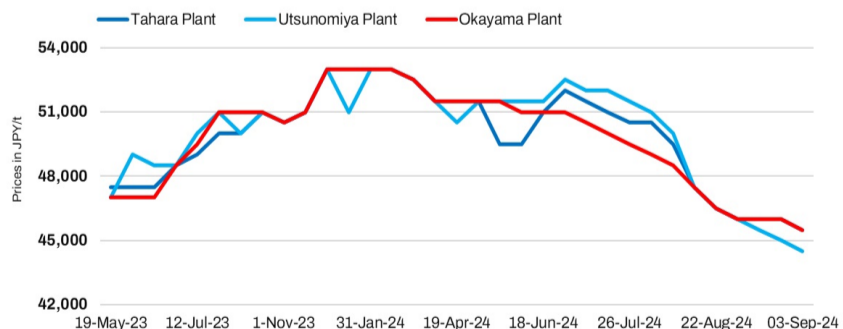
**India: Sponge iron prices vary across markets even as trade volumes increase - 3 Sep**

2024-09-03

[READ MORE](#)



## Japan: Tokyo Steel H2 scrap purchase price trend



Source: BigMint

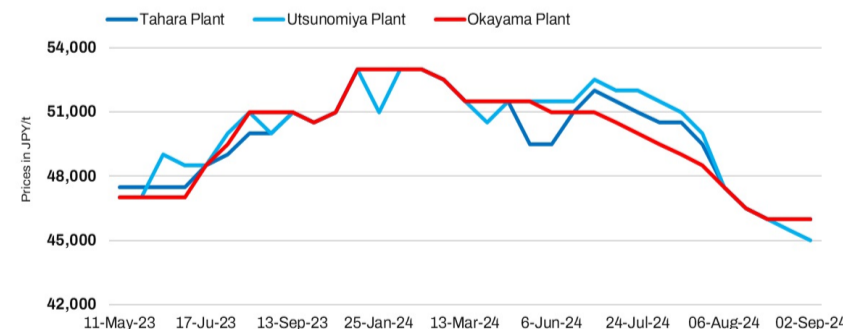
**Japan: Tokyo Steel clips scrap buy prices by JPY 500 (\$3/t)**

2024-09-03

[READ MORE](#)



## Japan: Tokyo Steel H2 scrap purchase price trend



Source: BigMint

**Japan: Tokyo Steel further reduces scrap procurement prices by JPY 500 (\$3/t)**

2024-09-02

[READ MORE](#)



## Japanese domestic ferrous scrap market update

**Japanese EAF manufacturers in Kanto region cut scrap procurement prices**

2024-09-02

[READ MORE](#)

**India: Melting scrap prices fall by INR 200/t d-o-d in Alang**

2024-09-02

[READ MORE](#)

**India: Mill scale prices show varying trends across markets**

2024-08-31

[READ MORE](#)

**India: Around 8,500 t sponge iron export deals conclude for Nepal, Bangladesh**

2024-08-30

[READ MORE](#)

**Japan: Tokyo Steel further reduces scrap procurement prices by \$3/t**

2024-08-29

[READ MORE](#)

**India: Mill scale prices largely stable in Raipur and Kandla**

2024-08-28

[READ MORE](#)

# Steel

## Ingot/Billet (India)

Region	Particular	INGOT				BILLET			
		Price	Change	W-O-W	1M	Price	Change	W-O-W	1M
Indian prices (in INR/MT)									
									As on 03 Sep 2024
North India	Ghaziabad	40,700	+ 200	- 500	0	-	-	-	-
North India	Ludhiana	43,700	- 100	- 800	- 800	-	-	-	-
North India	Mandi Gobindgarh	41,700	+ 200	- 200	- 400	41,700	+ 200	- 250	- 400
North India	Muzaffarnagar	40,600	+ 300	- 600	+ 200	-	-	-	-
East India	Rourkela	37,000	+ 200	- 200	- 200	37,600	+ 100	- 300	- 200
Central India	Raigarh	37,600	+ 200	- 400	0	38,000	+ 250	- 350	+ 100
Central India	Raipur	37,700	0	- 600	- 200	38,050	+ 100	- 550	- 300
West India	Ahmedabad	40,500	+ 200	- 100	- 200	40,900	+ 100	- 300	- 600
West India	Jaipur	40,300	+ 100	- 200	- 100	-	-	-	-
West India	Mumbai	40,300	- 100	- 200	- 200	40,700	- 100	- 300	- 100
East India	Durgapur	-	-	-	-	38,500	+ 100	- 100	- 300
East India	Kolkata	-	-	-	-	39,200	+ 100	- 100	- 300
West India	Bhavnagar	-	-	-	-	40,700	+ 100	- 200	- 300
West India	Goa	-	-	-	-	40,500	0	+ 200	0
West India	Jalna	-	-	-	-	40,200	- 200	- 400	- 700
South India	Chennai	-	-	-	-	41,300	- 200	- 400	- 1,700
South India	HINDPUR	-	-	-	-	40,700	0	- 100	- 500
South India	Hyderabad	-	-	-	-	39,500	0	0	0
Eastern India	Ramgarh	-	-	-	-	38,500	+ 200	- 300	- 250

All prices are basic, GST @ 18% extra. Ingot - 3.5"\*4.5", Commercial Grade, Billet - 100\*100

## Rebar (India)

Particular/Delivery	Size/Grade	Delivery	As On	Price	PRICE @ 18%GST	Change	1M	3M
Indian prices (in INR/MT)								
Exy-Delhi/NCR	12-32mm, BF Route, IS 1786 Fe 550D	Ex-Yard	30 Aug   17.33 IST	50,200	59,200	+ 400	- 1,500	- 8,400
	12-32mm, BF Route, IS 1786 Fe 500D	Ex-Yard	30 Aug   17.33 IST	50,200	59,200	+ 400	- 1,500	- 8,400
Exy-Durgapur	12-32mm BF Route, IS 1786 Fe 500D	Ex-Yard	30 Aug   17.33 IST	48,800	57,600	- 500	- 3,100	- 7,900
	12-32mm BF Route, IS 1786 Fe 550D	Ex-Yard	30 Aug   17.33 IST	48,800	57,600	- 500	- 3,100	- 7,900
Exy-Ahmedabad	12-32mm BF Route, IS 1786 Fe 500D	Ex-Yard	30 Aug   17.33 IST	49,600	58,500	0	- 1,800	- 8,600
	12-32mm BF Route, IS 1786 Fe 550D	Ex-Yard	30 Aug   17.33 IST	49,600	58,500	0	- 1,800	- 8,600
Exy-Mumbai	12-32mm, BF Route, IS 1786 Fe 500D	Ex-Yard	30 Aug   17.33 IST	50,300	59,400	+ 700	- 500	- 7,800
	12-32mm, BF Route, IS 1786 Fe 550D	Ex-Yard	30 Aug   17.33 IST	50,300	59,400	+ 700	- 500	- 7,800
Exy-Bangalore	12-32mm, BF Route, IS 1786 Fe 500D	Ex-Yard	30 Aug   17.33 IST	50,800	59,900	+ 300	- 1,500	- 8,000
	12-32mm, BF Route, IS 1786 Fe 550D	Ex-Yard	30 Aug   17.33 IST	50,800	59,900	+ 300	- 1,500	- 8,000
Exy-Chennai	12-32mm, BF Route, IS 1786 Fe 550D	Ex-Yard	30 Aug   17.33 IST	50,300	59,400	+ 100	- 1,800	- 8,100
	12-32mm, BF Route, IS 1786 Fe 500D	Ex-Yard	30 Aug   17.33 IST	50,300	59,400	+ 100	- 1,800	- 8,100
Exy-Hyderabad	12-32mm, BF Route, IS 1786 Fe 500D	Ex-Yard	30 Aug   17.33 IST	49,300	58,200	- 100	- 1,800	- 9,000
	12-32mm, BF Route, IS 1786 Fe 550D	Ex-Yard	30 Aug   17.33 IST	49,300	58,200	- 100	- 1,800	- 9,000
Indian prices (in INR/MT)								
Ex-Delhi/NCR	12-25mm, IF Route, Fe 500, IS 1786	Ex-Works	03 Sep   18.00 IST	44,900	53,000	+ 200	- 1,300	- 5,600
Ex-Jaipur	12-25mm IF route, Fe 500, IS 1786	Ex-Works	03 Sep   13.33 IST	43,900	51,800	+ 100	- 600	- 5,700
Ex-Mandi Gobindgarh	12-25mm, IF Route, Fe 500, IS 1786	Ex-Works	03 Sep   13.33 IST	46,300	54,600	0	- 700	- 5,300
Ex-Muzaffarnagar	12-25mm, IF Route, Fe 500, IS 1786	Ex-Works	03 Sep   13.33 IST	43,900	51,800	+ 200	- 1,500	- 5,500
Ex-Durgapur	12-25mm, IF Route, Fe 500, IS 1786	Ex-Works	03 Sep   18.00 IST	40,600	47,900	0	- 600	- 5,900
	12-25mm, IF Route, Fe 500D, IS 1786	Ex-Works	03 Sep   18.00 IST	42,700	50,400	0	- 600	- 5,900
Ex-Rourkela	12-25mm, IF Route, Fe 500, IS 1786	Ex-Works	03 Sep   13.33 IST	41,000	48,400	+ 100	- 400	- 6,000
	12-25mm, IF Route, Fe 500D, IS 1786	Ex-Works	03 Sep   13.33 IST	47,000	55,500	- 200	- 1,300	- 4,800
Ex-Raigarh	12-25mm, IF Route, Fe 500, IS 1786	Ex-Works	03 Sep   13.33 IST	40,800	48,100	0	0	- 6,000
Ex-Raipur	12-25mm, IF Route, Fe 500, IS 1786	Ex-Works	03 Sep   18.00 IST	41,300	48,700	0	0	- 6,100
	12-25mm, IF Route, Fe 500D, IS 1786	Ex-Works	03 Sep   13.33 IST	44,600	52,600	- 200	+ 100	- 5,900
Ex-Ahmedabad	12-25mm, IF Route, Fe 500, IS 1786	FOR	03 Sep   13.33 IST	44,800	52,900	0	- 800	- 5,900

Ex-Goa	12-25mm, IF Route, Fe 500, IS 1786	Ex-Works	03 Sep   13.33 IST	46,000	54,300	0	- 200	- 5,300
Ex-Jalna	12-25mm, IF Route, Fe 500, IS 1786	Ex-Works	03 Sep   13.33 IST	44,300	52,300	- 300	- 500	- 7,300
Ex-Mumbai	12-25mm, IF Route, Fe 500, IS 1786	Ex-Works	03 Sep   13.33 IST	45,700	53,900	0	+ 1,400	- 5,600
Ex-Bangalore	12-25mm, IF Route, Fe 550D, IS 1786	Ex-Works	03 Sep   13.33 IST	49,500	58,400	0	- 800	- 4,600
	12-25mm, IF Route, Fe 550, IS 1786	Ex-Works	03 Sep   13.33 IST	46,200	54,500	0	- 500	- 4,700
Ex-Chennai	12-25mm, IF Route, Fe 500, IS 1786	Ex-Works	03 Sep   13.33 IST	46,200	54,500	0	- 1,300	- 4,300
Ex-Hyderabad	12-25mm, IF Route, Fe 500, IS 1786	Ex-Works	03 Sep   13.33 IST	43,500	51,300	0	+ 200	- 5,000
Ex-Patna	12-25mm IF route, Fe 500, IS 1786	Ex-Works	03 Sep   13.33 IST	42,300	49,900	0	- 500	- 6,000

## Structure (Medium & Small Scale Producers) (India)

Region/Zone	Particular	40 ANGLE	Change	1M	75 CHANNEL	Change	1M	200 BEAM	Change	1M
Indian prices (in INR/MT)										
North India	Ghaziabad	-	-	-	-	-	-	49,000	0	- 600
East India	Durgapur	43,700	- 200	- 800	43,700	- 200	- 800	44,250	0	- 1,000
Central India	Raipur	-	-	-	43,900	0	- 300	-	-	-
West India	Ahmedabad	45,900	0	- 800	45,900	0	- 800	-	-	-
West India	Mumbai	48,500	0	+ 400	49,300	0	+ 400	-	-	-
South India	Hyderabad	46,700	- 200	- 300	46,300	- 200	- 300	-	-	-

Indian Structure price assessment frequency has been increased from weekly to daily basis, All prices are basic, Commercial Grade, Basic Price GST @ 18% extra

## Wire Rod (India)

Particular	Size/Grade	Raipur	Change	W-O-W	Durgapur	Change	W-O-W
Indian prices (in INR/MT)							
SWRY 14 LC Gr 3, Induction route	5.5 mm	41,800	0	- 600	41,600	0	- 500
HB Wire, Induction route	12 Gauge	44,300	0	- 600	44,100	0	- 500
GI Wire, Induction route	12 Gauge	48,000	0	- 1,100	51,600	0	- 500
Barbed Wire, Induction route	12*12 Gauge	50,000	0	- 1,100	54,600	0	- 500
Binding Wire, Induction route	20 Gauge	50,500	0	- 500	50,600	0	- 500

Daily Assessment, Commercial Grade, Basic Price GST @ 18% extra

## HRC (India)

Particular/Delivery	Size/Grade	Delivery	As On	Price	Change	1M	3M
Indian prices (in INR/MT)							
Delhi	2.5-8mm / CTL, IS2062, Gr E250 Br.	Ex-stockyard	03 Sep   17.59 IST	49,000	- 800	- 1,950	- 5,600
	2.5-8mm / CTL, IS2062, Gr E250 Br.	Ex-stockyard	03 Sep   17.59 IST	49,000	- 700	- 1,850	- 5,000
Faridabad	1.8mm / CTL, IS2062, Gr E250 Br.	Ex-stockyard	03 Sep   17.59 IST	50,500	- 700	- 1,850	- 5,000
	2.5-8mm / CTL, IS2062, Gr E350 Br.	Ex-stockyard	03 Sep   17.59 IST	52,000	- 700	- 1,850	- 5,000
Ludhiana	2.5-8mm / CTL, IS2062, Gr E250 Br.	Ex-stockyard	03 Sep   17.59 IST	49,500	- 500	- 1,500	- 5,800
Kolkata	2.5-8mm / CTL, IS2062, Gr E250 Br.	Ex-stockyard	03 Sep   17.59 IST	47,200	- 1,100	- 2,700	- 5,650
Ahmedabad	2.5-8mm / CTL, IS2062, Gr E250 Br.	Ex-stockyard	03 Sep   17.59 IST	50,800	- 200	- 1,150	- 3,700
	2.5-8mm / CTL, IS2062, Gr E250 Br.	Ex-stockyard	03 Sep   17.59 IST	49,000	- 1,000	- 2,050	- 4,950
Mumbai	2.5-8mm / CTL, IS2062, Gr E350 Br.	Ex-stockyard	03 Sep   17.59 IST	52,000	- 1,000	- 2,050	- 4,950
	1.8mm / CTL, IS2062, Gr E250 Br.	Ex-stockyard	03 Sep   17.59 IST	50,500	- 1,000	- 2,050	- 4,850
Bangalore	2.5-8mm / CTL, IS2062, Gr E250 Br.	Ex-stockyard	03 Sep   17.59 IST	51,700	- 400	- 2,300	- 4,900
Chennai	1.8mm / CTL, IS2062, Gr E250 Br.	Ex-stockyard	03 Sep   17.59 IST	52,300	0	+ 400	- 5,000
	2.5-8mm / CTL, IS2062, Gr E250 Br.	Ex-stockyard	03 Sep   17.59 IST	50,400	0	0	- 5,400
Hyderabad	2.5-8mm / CTL, IS2062, Gr E250 Br.	Ex-stockyard	03 Sep   17.59 IST	49,800	- 100	- 1,700	- 4,700

Weekly Assessment, Commercial Grade, \*Basic Price GST @ 18% extra.,

## CRC (India)

Particular/Delivery	Size/Grade	Delivery	As On	Price	Change	1M	3M
Indian prices (in INR/MT)							
Delhi	0.90mm / CTL, IS 513, CR1	Ex-stockyard	03 Sep   18.06 IST	57,000	- 500	- 1,450	- 4,200
Faridabad	0.90mm / CTL, IS 513, CR1	Ex-stockyard	03 Sep   18.06 IST	56,700	- 500	- 1,900	- 3,700
	0.5mm / CTL, IS 513, CR1	Ex-stockyard	03 Sep   18.06 IST	58,200	- 500	- 1,900	- 3,700
Ludhiana	0.90mm / CTL, IS 513, CR1	Ex-stockyard	03 Sep   18.06 IST	56,900	- 100	- 2,100	- 4,500
Kolkata	0.90mm / CTL, IS 513, CR1	Ex-stockyard	03 Sep   18.06 IST	53,500	- 1,000	- 2,500	- 5,000
Ahmedabad	0.90mm / CTL, IS 513, CR1	Ex-stockyard	03 Sep   18.06 IST	57,300	- 200	- 1,550	- 3,700

Mumbai	0.90mm / CTL, IS 513, CR1	Ex-stockyard	03 Sep   18.06 IST	56,400	-900	-1,750	-4,050
	0.5mm / CTL, IS 513, CR1	Ex-stockyard	03 Sep   18.06 IST	57,900	-800	-1,750	-4,050
Bangalore	0.9mm / CTL, IS 513, CR1	Ex-stockyard	03 Sep   18.06 IST	59,800	-200	-1,900	-3,500
Chennai	0.90mm / CTL, IS 513, CR1	Ex-stockyard	03 Sep   18.06 IST	61,000	-500	-1,000	-2,450
	0.5mm / CTL, IS 513, CR1	Ex-stockyard	03 Sep   18.06 IST	62,500	-500	-1,000	-2,450
Hyderabad	0.90mm / CTL, IS 513, CR1	Ex-stockyard	03 Sep   18.06 IST	58,200	0	-2,050	-4,500

Weekly Assessment, Commercial Grade, \*Basic Price GST @ 18% extra.,

## HR Plate (India)

Particular/Delivery	Size/Grade	Delivery	As On	Price	Change	1M	3M
Indian prices (in INR/MT)							
Delhi	60-100mm, Gr E350 Br.	Ex-stockyard	28 Aug   18.13 IST	61,900	0	-1,300	-4,400
	5-10mm, Gr E350 Br.	Ex-stockyard	28 Aug   18.13 IST	54,000	0	-800	-3,900
	20-40mm, Gr E350 Br.	Ex-stockyard	28 Aug   18.13 IST	58,200	0	-1,600	-3,900
	60-100mm, Gr E250 Br.	Ex-stockyard	28 Aug   18.13 IST	58,400	0	-1,300	-4,400
	5-10mm, Gr E250 Br.	Ex-stockyard	28 Aug   18.13 IST	50,500	0	-800	-4,000
	20-40mm, Gr E250 Br.	Ex-stockyard	28 Aug   18.13 IST	54,700	0	-1,600	-3,800
Mumbai	60-100mm, Gr E350 Br.	Ex-stockyard	28 Aug   18.13 IST	61,800	0	-1,600	-3,500
	5-10mm, Gr E350 Br.	Ex-stockyard	28 Aug   18.13 IST	54,000	0	-1,300	-4,500
	20-40mm, Gr E350 Br.	Ex-stockyard	28 Aug   18.13 IST	57,800	-200	-1,500	-3,600
	60-100mm, Gr E250 Br.	Ex-stockyard	28 Aug   18.13 IST	58,300	0	-1,700	-3,500
	5-10mm, Gr E250 Br.	Ex-stockyard	28 Aug   18.13 IST	50,500	0	-1,100	-4,500
	20-40mm, Gr E250 Br.	Ex-stockyard	28 Aug   18.13 IST	54,200	-300	-1,800	-3,800

Weekly Assessment, Commercial Grade, Basic Price GST @ 18% extra

## GP (India)

Indian prices (in INR/MT)							
Delhi	0.7mm / CTL, 120 GSM, IS277	Ex-stockyard	29 Aug   18.11 IST	59,500	-700	-3,300	-6,400
	0.6mm / CTL, 120 GSM, IS277	Ex-stockyard	29 Aug   18.11 IST	60,800	-700	-3,500	-6,600
Mumbai	0.8mm / CTL, 120 GSM, IS277	Ex-stockyard	29 Aug   18.11 IST	60,300	0	-2,100	-4,600
	0.6mm / CTL, 120 GSM, IS277	Ex-stockyard	29 Aug   18.11 IST	61,800	0	-2,100	-4,600
Chennai	0.8-1.6mm / CTL, 120gsm, IS277	Ex-stockyard	29 Aug   18.11 IST	63,800	0	-1,700	-6,800
	0.6mm / CTL, 120 GSM, IS277	Ex-stockyard	29 Aug   18.11 IST	65,300	0	-1,700	-6,800
Hyderabad	0.8mm / CTL, 120 GSM, IS277	Ex-stockyard	29 Aug   18.11 IST	63,300	-1,000	-3,200	-6,000
	0.6mm / CTL, 120 GSM, IS277	Ex-stockyard	29 Aug   18.11 IST	64,800	-1,000	-3,200	-6,000

## PPGI (India)

Particular/Delivery	Size/Grade	Delivery	As On	Price	Change	1M	3M
Indian prices (in INR/MT)							
Delhi	0.5mm / CTL, 90 GSM, IS14246	Ex-stockyard	29 Aug   18.00 IST	69,000	-1,000	-3,300	-5,900
Mumbai	0.5mm / CTL, 90 GSM, IS14246	Ex-stockyard	29 Aug   18.00 IST	69,000	+200	-1,300	-5,300

## MS Pipes (India)

Indian prices (in INR/MT)							
Ex-Raipur	41-60 OD (Patra Based)	Ex-works	03 Sep   16.31 IST	41,100	-200	-700	-6,500
Ex-Mandi Gobindgarh	41-60 OD (Patra Based)	Ex-works	03 Sep   16.31 IST	43,500	+300	-1,200	-5,400
Exy-Delhi	2.2-6mm, IS 1239,IS 1161 (HR Coil Based)	Ex-Yard	28 Aug   17.51 IST	55,000	-1,000	-2,500	-7,500
Exy-Raipur	2.2-6mm, IS 1239,IS 1161 (HR Coil Based)	Ex-Yard	28 Aug   17.51 IST	54,000	-1,000	-3,000	-6,000
Exy-Mumbai	2.2-6mm, IS 1239,IS 1161 (HR Coil Based)	Ex-Yard	28 Aug   17.51 IST	54,000	-1,000	-2,500	-7,000
Exy-Pune	2.2-6mm, IS 1239,IS 1161 (HR Coil Based)	Ex-Yard	28 Aug   17.51 IST	54,000	-1,000	-2,500	-7,000
Exy-Bangalore	2.2-6mm, IS 1239,IS 1161 (HR Coil Based)	Ex-Yard	28 Aug   17.51 IST	54,500	-1,000	-2,500	-6,000
Exy-Hyderabad	2.2-6mm, IS 1239,IS 1161 (HR Coil Based)	Ex-Yard	28 Aug   17.51 IST	54,500	-1,000	-2,500	-6,500

## Billet (Global)

Particular/Delivery	Size/Grade	Delivery	As On	Price	Change	1M	3M
Global prices (in USD/MT)							
FOB India	150*150, 3SP/4SP	-	03 Sep   18.08 IST	\$490	0	0	NA
FOB Iran	130*130, 3SP	-	03 Sep   18.08 IST	\$465	0	-5	-17
FOB Russia	130*130, 3SP	-	03 Sep   18.08 IST	\$473	+5	-12	-22
CNF Nepal	100*100, IS 2831 (IF Grade)	-	03 Sep   18.06 IST	\$484	-3	-1.5	-54
CNF Philippines	150*150, 3SP	-	03 Sep   18.06 IST	\$470	0	-12.5	-45.5
CNF Turkey	120*120	-	03 Sep   18.06 IST	\$485	+3	-15	-35

Weekly Assessment

## Rebar (Global)

Particular/Delivery	Size/Grade	Delivery	As On	Price	Change	1M	3M
Global prices (in USD/MT)							
FOB Turkey	12-32mm, Commercial	-	30 Aug   12.54 IST	\$572	-1	-6	-6

## Wire Rod (Global)

Particular/Delivery	Size/Grade	Delivery	As On	Price	Change	1M	3M
Global prices (in USD/MT)							
CNF Nepal	5.5-6.0mm, Commercial Grade	-	31 Aug   13.10 IST	\$525	-5	-10	-67
	6-8 mm, ASTM A510 SAE 1008	-	31 Aug   13.10 IST	\$590	+5	+15	NA

## HRC (Global)

Particular/Delivery	Size/Grade	Delivery	As On	Price	Change	1M	3M
Global prices (in USD/MT)							
CNF Bangladesh	2mm, SAE 1006 (China origin)	-	03 Sep   18.45 IST	\$520	0	-20	-50
CNF Dubai	2mm, SAE1006 (India origin), SAE1006	-	23 Apr   18.30 IST	\$595	0	NA	NA
CNF Europe	3-4mm, S235JR	-	03 Sep   18.45 IST	\$520	0	-30	-60
	3mm+, S275	-	03 Sep   18.45 IST	\$610	-10	NA	-60
CNF India	2-12 mm, SS400 (China Origin)	-	03 Sep   18.45 IST	\$495	0	-40	-60
	3mm, SS400 (South Korea Origin)	-	16 Jul   18.40 IST	\$570	-30	NA	NA
CNF Nepal	2mm, SAE1006 (India origin), SAE1006	-	03 Sep   18.45 IST	\$555	-5	-25	-80
CNF Pakistan	2mm, SS400 (China origin), SS400	-	03 Sep   18.45 IST	\$486	-14	-32	-64
	2mm, SS400 (Japan origin), SS400	-	28 May   18.42 IST	\$585	0	NA	NA
CNF UAE	2mm, SAE1006 (China Origin)	-	03 Sep   18.45 IST	\$500	0	-40	-67
	2 mm, SAE 1006 (Formosa, skin pass)	-	29 Aug   12.32 IST	\$517	-17	NA	-58
	2-20mm, SAE 1006 (India Origin)	-	09 Apr   18.25 IST	\$567	0	NA	NA
CNF Vietnam	2-3mm, SAE 1006 (China Origin)	-	03 Sep   18.45 IST	\$485	0	-25	-65
	Thickness - 2-6 mm, Width - 1.1-1.3m	-	01 Aug   17.51 IST	\$530	-25	NA	NA
FOB Black Sea	3mm, SAE1006	-	03 Sep   18.43 IST	\$480	-15	-50	-72
FOB China	3-12mm, SS400	-	03 Sep   18.43 IST	\$465	0	-30	-60
FOB India	2.5 mm, SAE1006	-	23 Apr   18.30 IST	\$560	0	NA	NA
FOB Japan	2mm, SS400	-	27 Aug   18.50 IST	\$505	-25	-35	-55
FOB South Korea	1.6-2.5mm, SAE 1006	-	13 Aug   18.46 IST	\$520	-30	NA	NA

## CRC (Global)

Particular/Delivery	Size/Grade	Delivery	As On	Price	Change	1M	3M
Global prices (in USD/MT)							
FOB China	0.90mm, SPCC	-	28 Aug   18.24 IST	\$520	0	-40	-85
FOB India	0.9 mm, IS 513 Gr.O	-	28 Aug   18.24 IST	\$655	-10	-20	NA
FOB Russia	0.90mm, SPCC	-	28 Aug   18.24 IST	\$590	0	-45	-65

## HR Plate (Global)

Particular/Delivery	Size/Grade	Delivery	As On	Price	Change	1M	3M
Global prices (in USD/MT)							
FOB China	5-10mm, SS 400	-	28 Aug   18.25 IST	\$480	0	-45	-75

## GP (Global)

Particular/Delivery	Size/Grade	Delivery	As On	Price	Change	1M	3M
Global prices (in USD/MT)							
FOB China	DX51D+z80, Width 1,000-1,500 mm, thickness 0.5-2mm	-	29 Aug   17.29 IST	\$590	+20	-25	-60
FOB India	Width 900-1250mm, thickness 0.50mm, DX51D+z80, BS EN 10142:2000	-	29 Aug   17.29 IST	\$745	0	-5	-55

Note:- W-O-W: Week On Week, 1M: Change over last month, 3M: Change over last 3 months





**Indian HRC export offers to Europe drop w-o-w in fresh deal**

2024-09-03

[READ MORE](#)

**India: BigMint's billet index rises INR 100/t as buying interest improves - 3 Sep**

2024-09-03

[READ MORE](#)

**Indian DRI, billet and rebar update - 3 Sep**

2024-09-03

[READ MORE](#)

**India: Wire rod prices drop m-o-m in Aug'24 on subdued buying**

2024-09-03

[READ MORE](#)

**India's brand-wise rebar offers from IF route mills - 3 Sep**

2024-09-03

[READ MORE](#)

**Near-term outlook on China's steel products**

2024-09-03

[READ MORE](#)

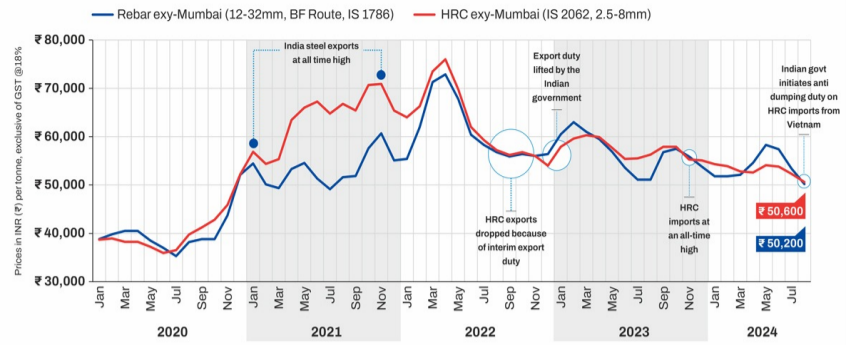
# India: Daily Trade Sheet for steel & related commodities

BigMint's Daily Trade Sheet - 02 Sep'24

2024-09-03

[READ MORE](#)

## India: HRC-rebar spread reverses after a 4-month gap in Aug'24



Note - Aug 2024 prices taken till 31 Aug 2024 | Source: BigMint

## India: HRC-rebar spread rises after four-month gap in Aug'24, but prices still under pressure

2024-09-03

[READ MORE](#)

## China Domestic Billet Price



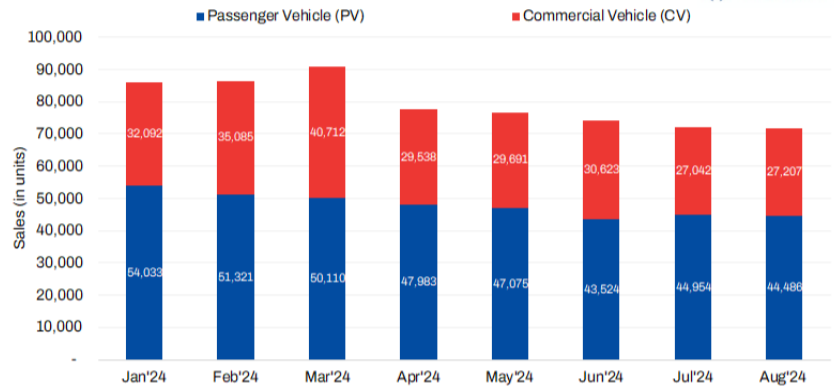
Source: BigMint

## China: Steel billet prices drop by RMB 40/t (\$6/t) d-o-d

2024-09-03

[READ MORE](#)

## India: Tata Motors Limited Sales Volumes



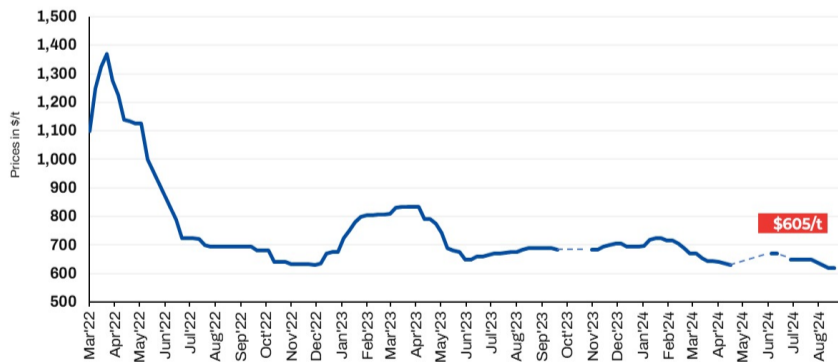
Source: Company's press release | Compiled & maintained by BigMint Research

## India: Tata Motors reports 8% y-o-y drop in sales in Aug'24

2024-09-03

[READ MORE](#)

## Indian HRC (S275) export offers to Europe



Source: BigMint

## India: HRC export prices to EU edge down in recent deal

2024-09-03

[READ MORE](#)



## Ukraine: Zaporizhstal's steel production edges down y-o-y in Aug'24

2024-09-03

[READ MORE](#)

## Ferro Alloy

### Manganese Ore (India)

Particular/Delivery	Size/Grade	Delivery	As On	Price	Change	1M	3M
Indian prices (in INR/MT)							
MOIL	6-80 mm, Lumps, Mn 46%	Ex-Mines	02 Sep   12.42 IST	22,540	-5,635	NA	NA
	Lumps, Lumps, Mn 44%, Fe 7%	Ex-Mines	02 Sep   12.42 IST	21,561	-5,390	NA	NA
	Lumps, Mn 37%, Fe 7.5%	Ex-Mines	02 Sep   12.42 IST	12,874	-2,272	NA	NA
	6-80 mm, Lumps, Mn 30%	Ex-Mines	02 Sep   12.42 IST	6,322	-1,115	NA	NA

Weekly Assessment, Prices Ex-Mines Basis Including Royalty

### Chrome Ore (India)

Particular/Delivery	Size/Grade	Delivery	As On	Price	Change	1M	3M
Indian prices (in INR/MT)							
Ex-Jajpur (OMC-eAuction)	Friable 54%+	Ex-Mines	21 Aug   18.29 IST	38,085	-202	NA	NA
	Friable 52-54%	Ex-Mines	21 Aug   18.29 IST	34,119	+1,935	NA	NA
	Friable 50-52%	Ex-Mines	21 Aug   18.29 IST	24,252	-521	NA	NA
	Lumps, Friable 48-50%	Ex-Mines	21 Aug   18.29 IST	23,721	-424	NA	NA

OMC E-Auction Prices Including Royalty

### Silico Manganese (India)

Particular/Delivery	Size/Grade	Delivery	As On	Price	Change	1M	3M
Indian prices (in INR/MT)							
Ex-Durgapur	10-150 mm, LC (Mn 55% min.)	Ex-Works	29 Aug   10.20 IST	83,250	-1,050	-750	-22,750
	10-150 mm, MC (Mn 53% min.)	Ex-Works	29 Aug   10.20 IST	78,200	-1,200	-800	-21,800
	10-50 MM, HC 60-14	Ex-Works	03 Sep   18.37 IST	67,500	-200	-1,660	-18,580
	25-150 mm, HC 60-14	Ex-Works	03 Sep   18.37 IST	67,000	-200	-1,660	-18,580
Ex-Raipur	25-150 mm, HC 60-14	Ex-Works	03 Sep   18.37 IST	67,600	0	-1,480	-19,440
Ex-Vizag	25-150 mm, HC 60-14	Ex-Works	03 Sep   18.37 IST	67,600	-100	-1,180	-18,480

Weekly Assessment; All Prices are basic; GST @ 18% extra

### Ferro Manganese (India)

Particular/Delivery	Size/Grade	Delivery	As On	Price	Change	1M	3M
Indian prices (in INR/MT)							
Ex-Durgapur	10-150 mm, MC (Mn 70% min)	Ex-Works	29 Aug   10.22 IST	103,000	0	-2,500	-22,000
	25-150 mm, HC 70%	Ex-Works	03 Sep   18.36 IST	73,300	-100	-2,620	-21,280
Ex-Raipur	25-150 mm, HC 70%	Ex-Works	03 Sep   18.36 IST	73,350	-250	-2,580	-21,070

Weekly Assessment; All Prices are basic; GST @ 18% extra

### Ferro Chrome (India)

Particular/Delivery	Size/Grade	Delivery	As On	Price	Change	1M	3M
Indian prices (in INR/MT)							
Ex-Durgapur	10-60 mm, LC 60%	Ex-Works	29 Aug   10.11 IST	220,000	+1,000	+1,000	-12,000
Ex-Jajpur	10-150mm, HC 60%, Si- 4%	Ex-Works	30 Aug   10.21 IST	107,000	+300	+1,150	+1,100
	10-150mm, HC 60%, Si - 2%	Ex-Works	29 Aug   10.11 IST	113,000	+4,000	+2,000	+100

Weekly Assessment; All Prices are basic; GST @ 18% extra

### Ferro Silicon (India)

Particular/Delivery	Size/Grade	Delivery	As On	Price	Change	1M	3M
Indian prices (in INR/MT)							
Ex-Guwahati	25-150 mm, FeSi 70%	Ex-Works	02 Sep   18.48 IST	86,650	+750	-2,900	-10,600
Ex-Bhutan	25-150 mm, FeSi 70%	Ex-Works	02 Sep   18.48 IST	88,000	-800	-2,400	-9,650

Weekly Assessment; All Prices are basic; GST @ 18% extra

### Manganese Ore (Global)

Particular/Delivery	Size/Grade	Delivery	As On	Price	Change	1M	3M
Global prices (in USD/MT)							
CNF China	Lumps, Mn 37% (USD/dmtu)	-	31 Aug   11.04 IST	\$3.84 /dmtu	-0.02	-0.49	-2.56
	Lumps, Mn 44% (USD/dmtu)	-	31 Aug   11.04 IST	\$6.03 /dmtu	-0.03	-2.97	-2.27

<b>CNF India</b>	Lumps, Mn 37%, (South African origin) (USD/dmtu)	-	31 Aug   11.04 IST	\$4 /dmtu	0	-0.45	-2.55
	Lumps, Mn 44% (USD/dmtu)	-	31 Aug   11.04 IST	\$6.15 /dmtu	-0.05	-2.95	-2.3
	Lumps, Mn 46%, (USD/dmtu)	-	31 Aug   11.04 IST	\$6.6 /dmtu	-0.05	-3.1	-2.4

Weekly Assessment

## Chrome Ore (Global)

Global prices (in USD/MT)							
<b>CNF China</b>	Conc 40-42%, S. Africa	-	03 Sep   17.36 IST	\$300	-15	-10	-15
	Conc 46-48%, Turkish	-	03 Sep   17.36 IST	\$420	0	-5	0

Weekly Assessment

## Silico Manganese (Global)

Global prices (in USD/MT)							
<b>FOB India</b>	25-150 mm, HC 60-14	-	03 Sep   18.39 IST	\$820	0	-17.4	-277
	25-150 mm, HC 65-16	-	03 Sep   18.39 IST	\$930	0	-39.6	-300.2

Weekly Assessment

## Ferro Manganese (Global)

Global prices (in USD/MT)							
<b>FOB India</b>	25-150 mm, HC 70%	-	03 Sep   18.41 IST	\$895	0	-45.6	-233.4
	25-150 mm, HC 75%	-	03 Sep   18.41 IST	\$950	0	-54.2	-289.6

Weekly Assessment

## Ferro Chrome (Global)

Global prices (in USD/MT)							
<b>CNF China</b>	10-150mm, HC 60% (cents/lb)	-	28 Aug   10.26 IST	¢95 /lb	-0.5	-1	-3.5
<b>CNF Japan</b>	10-50mm, HC 60% (cents/lb)	-	28 Aug   10.26 IST	¢100 /lb	0	-1	-7
<b>CNF South Korea</b>	10-50mm, HC 60% (cents/lb)	-	28 Aug   10.26 IST	¢99 /lb	0	-1	-2

Weekly Assessment

## Ferro Silicon (Global)

Global prices (in USD/MT)							
<b>FOB China</b>	10-50 mm, FeSi 75%	-	02 Sep   18.49 IST	\$1,310	-15	+15	+30
<b>FOB India</b>	10-50 mm, FeSi 70%	-	02 Sep   18.49 IST	\$1,150	-5	+20	-140

Weekly Assessment

### Ferro silicon trades vs index

Source: BigMint | Note: Trade volumes recorded by BigMint

**India: Ferro silicon prices drop as Bhutan lowers offers for Sep'24**

2024-09-03

[READ MORE](#)

### India: Silico manganese export prices

Source: BigMint

**India: Silico manganese export prices inch down on subdued demand**

2024-09-03

[READ MORE](#)

## Non Ferrous

### Aluminium (India)

Particular/Delivery	Size/Grade	Delivery	As On	Price	Change	1M	3M
Indian prices (in INR/MT)							
Aluminium Utensil Scrap, Exy-Delhi	Loose	Ex-Yard	03 Sep   17.14 IST	181,000	-1,000	+3,000	-7,000
Aluminium Taint Tabor Scrap, Exy-Delhi	Loose	Ex-Yard	03 Sep   17.14 IST	180,000	-1,000	+2,000	-7,000
Aluminium Tense Scrap, Exy-Delhi	Solid (Loose)	Ex-Yard	03 Sep   17.14 IST	176,500	-500	+2,500	-7,500
Aluminium Ingot P1020, Exy-Delhi	Ingot EC Grade 99.70%	Ex-Yard	03 Sep   17.14 IST	240,500	-4,500	+18,500	-16,500
Aluminium Ingot ADC12, Exw-Delhi NCR	Automobile OEM Approved	Exw-Delhi NCR	07 Aug   17.22 IST	219,000	-2,000	-2,000	-4,000
	Non-OEM	Ex-Works	28 Aug   17.16 IST	210,000	+2,000	+1,000	-6,000
Aluminium Extrusion Scrap, Exy-Delhi	6063 & 6061 (Mix)	Ex-Yard	03 Sep   17.14 IST	191,000	-1,000	+1,000	-3,000
Aluminium Ingot P1020, Exy-Mumbai	Ingot EC Grade 99.70%	Ex-Yard	03 Sep   17.14 IST	230,000	-1,000	+19,000	-9,000
Aluminium Extrusion Scrap, Exy-Mumbai	6063 (Loose)	Ex-Yard	03 Sep   17.14 IST	207,000	0	+13,000	+5,000
Aluminium Utensil Scrap, Exy-Mumbai	Utensil (Loose)	DAP	03 Sep   17.14 IST	195,000	+1,000	+10,000	+7,000
Aluminium Tense Scrap, Exy-Chennai	Solid (Loose)	Ex-Yard	03 Sep   17.14 IST	177,500	-500	+2,500	-8,500
Aluminium Ingot ADC12, Exw-Chennai	Automobile OEM Approved	Exw-Chennai	07 Aug   17.22 IST	218,000	-1,000	-1,000	NA
	Non-OEM	Ex-Works	28 Aug   17.16 IST	212,000	+2,000	+1,000	-7,000

### Aluminium (Global)

Particular/Delivery	Size/Grade	Delivery	As On	Price	Change	1M	3M
Global prices (in USD/MT)							
Aluminium Extrusion Scrap, CFR Nhava Sheva, Middle East	6063 (Briquetted)	-	03 Sep   17.14 IST	\$2,370	+30	+120	-75
Aluminium Taint Tabor Scrap, CFR Nhava Sheva, Middle East	Briquetted, Clean	-	03 Sep   17.14 IST	\$2,160	+10	+140	-20
Aluminium Taint Tabor, CFR Nahva Sheva, UK	Cut and sheared 9-10% attachment	-	03 Sep   17.14 IST	\$1,800	+10	+70	-50
Aluminium Taint Tabor, CFR Nahva Sheva, US	HRB, Attachment 3%	-	03 Sep   17.14 IST	\$1,990	+45	+130	-35
Aluminium Talk Scrap, CFR Nhava Sheva, Middle East	Solid (Clean)	-	03 Sep   17.14 IST	\$4,600	-160	+140	-300
Aluminium Talk, CFR Nahva Sheva, US	Solid (Clean)	-	03 Sep   17.14 IST	\$4,815	-175	+195	-240
Aluminium Tense Scrap, CFR Nhava Sheva, Middle East	Attachments 8-9%, Mix	-	03 Sep   17.14 IST	\$1,830	+15	+130	-30
Aluminium Tense, CFR Nahva Sheva, US	Attachments 6-7%	-	03 Sep   17.14 IST	\$1,900	+20	+90	-20
Aluminium Wheel Scrap, CFR Nahva Sheva, UK	Solid (Loose)	-	03 Sep   17.14 IST	\$2,380	-70	+170	-60
Aluminium Zorba 95-5, CFR Nhava Sheva, UK	20 mm, Solid (Shredded)	-	03 Sep   17.14 IST	\$2,080	+60	+120	-60
Silicon Metal, CFR Mundra, China	Grade 553 Si- 98.5%	-	03 Sep   17.14 IST	\$1,720	0	-40	-305

### Copper (India)

Particular/Delivery	Size/Grade	Delivery	As On	Price	Change	1M	3M
Indian prices (in INR/MT)							



<b>Copper Secondary CC Wire Rods, Exw-Delhi</b>	8 mm, Cu 99% min	Ex-works	03 Sep   17.05 IST	778,000	-2,000	+7,600	-70,200
<b>Copper Primary CC Wire Rods, Exw-Delhi</b>	8 mm, Cu 99.99%	Ex-works	03 Sep   17.05 IST	820,000	-10,000	+24,800	-50,000
<b>Copper Armature Scrap, Exy-Delhi</b>	Cu 99%	Ex-Yard	03 Sep   17.05 IST	728,000	-2,000	+400	-68,200
<b>Copper Primary CC Wire Rods (CCR), Exy-Mumbai</b>	8 mm, Cu 99.99%	Ex-Yard	03 Sep   17.05 IST	818,000	-10,000	+21,800	-57,000
<b>Copper Armature Scrap, Exy-Mumbai</b>	Cu - 98%	DAP	03 Sep   17.05 IST	767,000	-3,000	+1,200	-55,600
<b>Brass Honey Scrap, Exy-Mumbai</b>	Cu 63% Zn 33%	DAP	03 Sep   17.05 IST	506,000	-3,000	+6,600	-29,800

## Zinc (India)

Particular/Delivery	Size/Grade	Delivery	As On	Price	Change	1M	3M
Indian prices (in INR/MT)							
<b>Zinc Special High Grade Ingot, Exw-Delhi</b>	Ingot, Zn 99.99%	Ex-works	03 Sep   17.17 IST	271,000	-4,000	+13,400	+6,600
<b>Zinc Special High Grade Ingot, Exy-Mumbai</b>	Ingot, Zn 99.995%	Ex-Yard	03 Sep   17.17 IST	267,000	-3,000	+14,200	+1,800

## Lead (India)

Particular/Delivery	Size/Grade	Delivery	As On	Price	Change	1M	3M
Indian prices (in INR/MT)							
<b>Lead Remelted Ingot, Exw-Delhi</b>	Ingot, Pb 99%	Ex-works	03 Sep   17.25 IST	186,000	0	+800	-3,000
<b>Lead Primary Ingot, Exw-Delhi</b>	Ingot, Pb 99.99%	Ex-works	03 Sep   17.25 IST	206,000	0	+1,000	-1,800
<b>Lead Primary Ingot, Exy-Mumbai</b>	Ingot, Pb 99.99%	Ex-Yard	03 Sep   17.25 IST	190,000	0	-3,800	-4,200

### India: Imported aluminium scrap price trend

Source: BigMint

Particular/Delivery/Region	Price \$/t	W-O-W Change(\$/t)
Tense Scrap, CFR Nhava Sheva, Middle East	1,830	+15
Extrusion 6063 Scrap, CFR Nhava Sheva, Middle East	2,370	+30
Zorba 95-5, CFR Nhava Sheva, UK	2,080	+60
Wheel Scrap, CFR Nhava Sheva, UK	2,380	-70
Taint labor, CFR Nahva Sheva, US	1,990	+45
Silicon Metal 553, CFR Mundra, China	1,720	0

**India: Imported aluminium scrap prices post weekly gains despite LME downtrend**

2024-09-03

[READ MORE](#)

Department of Commerce  
Ministry of Commerce and Industry  
Government of India

## India proposes to impose AD duties on China's aluminium foil - DGTR

**India: DGTR proposes anti-dumping duties on Chinese aluminium foil**

2024-09-03

[READ MORE](#)



**Non-ferrous updates: 03-09-2024**

Commodity	LME 3M (\$/t)	%Change	LME Stocks (t)	%Change	MCX (INR/t)	%Change	SHFE (RMB/t)	%Change
Aluminium	2,424	-0.94%	8,47,425	-0.55%	2,21,000	-0.40%	19,655	-0.43%
Nickel	16,625	-0.84%	1,19,316	+0.27%	13,66,000	+0.19%	1,28,840	-2.07%
Copper	9,183	-0.56%	3,20,650	-0.09%	7,96,000	-0.59%	73,800	-0.28%
Zinc	2,841	-1.93%	2,43,225	-0.63%	2,63,000	-0.34%	23,840	-0.83%
Lead	2,059	+0.29%	1,79,375	-1.02%	1,85,000	-0.03%	17,360	+0.38%

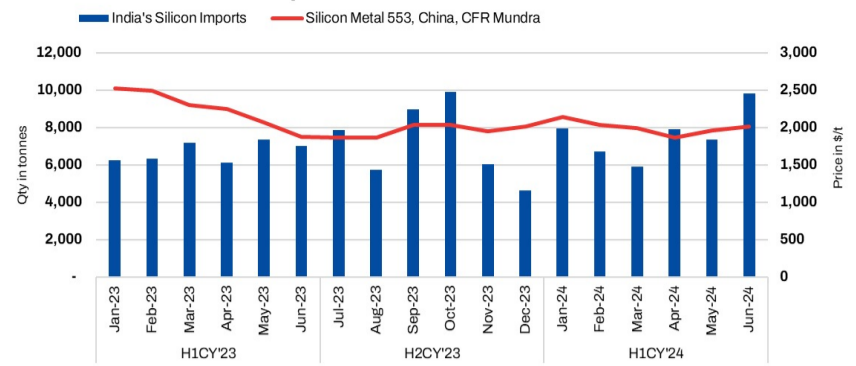
% Change d-o-d basis | Source: LME, MCX, SHFE

**Base metal prices on LME show negative trends; stocks witness negative movement**

2024-09-03

[READ MORE](#)

**India: Silicon metal imports in H1CY'24**



Source: BigMint

**India's silicon imports up 14% in H1CY'24, volumes from China dominate**

2024-09-03

[READ MORE](#)

# India: BigMint's billet index rises INR 100/t as buying interest improves - 3 Sep

03 Sep 2024

BigMint's billet index inched up by INR 100/tonne (t), reaching INR 38,050/t exw-Raipur on 3 September, 2024.

The index showed a slight uptick today, but sentiments in the finished steel segment remained weak, keeping spot prices largely stable. However, a slight improvement in buying activity for semi-finished steel was observed throughout the day across markets in India, which supported spot offers. Today, deals of around 2,500 t were recorded compared to 1,870 t on 2 September.

In the finished steel segment, rebar and wire rod prices went stable throughout the day, while sponge iron prices in Raipur increased slightly by INR 100/t today.

The conversion spread from sponge iron (PDRI) to billets for standalone furnaces in the region was recorded at INR 13,350/t.

### Rationale -

This index has been derived based on transactions, offers, bids and indicative price data sets. Transactions are considered as T1 and given a weightage of 50% whereas other data sets are considered as T2 and given a weightage of the balance 50%.

### Transactions

• **(T1)** - Four trades at INR 38,000-38,100/t were recorded between 2:30 pm and 5:30 pm during the BigMint trading window. These were considered for the final price calculation as T1 input. The average price of these transactions was INR 38,032/t, which was assigned a 50% weightage in the final price calculation.

• **Other price indicators - bids/offers/indicative (T2)** - Seven offers were reported during the trading window and considered as T2 inputs. The average price of these seven offers was INR 38,100/t, which was assigned a 50% weightage in the final price calculation.

The final price of billets exw-Raipur was at INR 38,066/t, rounded off to INR 38,050/t exw.

From BigMint Team - While it would be our earnest endeavour, at BigMint, to bring about transparent and unbiased price index reporting, we would request all our readers and subscribers for their feedback and if they could participate in the reporting of more transactions.

**For detailed methodology - [click here](#)**

India Domestic Raipur Billet Trade Updates - 3 Sep'24							BIGMINT	
Participant	Industry Type	Trade Type	*Price (INR/t)	Delivery	Time of Deal/Call	Data Set	Outlier	
P1	Seller	Offer	38,000	EXW	11:31	T2	Yes	
P2	Seller	Indicative	38,300	FOR	11:35	T2	Yes	
P3	Trader	Offer	38,400	FOR	12:48	T2	Yes	
P4	Trader	Indicative	38,200	EXW	12:56	T2	Yes	
P5	Seller	Offer	38,100	EXW	13:01	T2	Yes	
P6	Trader	Offer	38,000	EXW	13:12	T2	Yes	
P7	Trader	Offer	38,100	EXW	13:18	T2	Yes	
P8	Trader	Indicative	38,100	EXW	15:10	T2	No	
P9	Buyer	Bid	38,100	EXW	16:18	T2	No	
P10	Buyer	Indicative	38,200	EXW	16:23	T2	Yes	
P11	Buyer	Indicative	38,400	FOR	16:27	T2	Yes	
P12	Buyer	Offer	38,500	FOR	16:33	T2	Yes	
P13	Trader	Offer	38,350	FOR	16:38	T2	Yes	
P14	Seller	Offer	38,200	EXW	16:49	T2	Yes	
P15	Seller	Trade	38,000	EXW	17:16	T1	No	
P16	Trader	Trade	38,100	EXW	17:16	T1	No	
P17	Trader	Trade	38,000	EXW	17:25	T1	No	
P18	Seller	Trade	38,100	FOR	17:28	T1	No	

T1 - Trade, T2 - Offer/Bid/Indicative, \*Normalized price as per methodology

## India Domestic Billet Price Index EXW Raipur

- Credible & Transparent Prices
- Robust Methodology & Rationale
- IOSCO Compliance
- Independent View of the Market
- Enabling Informed Conversations & Negotiations

## Global Prices

### Global Prices - Region Wise

























Commodity	Particular	Grade/Size	Price	Change	W-O-W	1M	3M
<b>China</b>							
<i>Export</i>							
Billet	FOB China	125*125, BF Grade	NA	NA	NA	NA	NA
TMT (Re-Bar)	FOB China	Commerical	NA	NA	NA	NA	NA
Wire Rod	FOB China	5.5mm	NA	NA	NA	NA	NA
HRC	FOB China	2.5mm	\$465	0	0	-30	-60
CRC	FOB China	0.90 mm	\$520	0	0	-40	-85
<i>Import</i>							
Iron Ore	CNF China	Lumps Fe 64/63%, South Africa	\$97	-4	-4	-7	-10
Iron Ore	CNF China	Fines Fe 62%, Australia	\$96	-4	-4	-8	-13
Pellets	CNF China	6-20mm, BF Grade	\$123	+7	+7	+4	0
Coking Coal	CNF China	Premium HCC, Australia	NA	NA	NA	NA	NA
Mill Scale	CNF China	70/68%	NA	NA	NA	NA	NA
FeCr	CNF China	HC 60%	¢95/lb	-0.5	-0.5	-1	-3.5
Mn Ore	CNF China	Mn 46% Lumps, Australia	NA	NA	NA	NA	NA
Mn Ore	CNF China	Mn 38%, South Africa	NA	NA	NA	NA	NA
<b>CIS Nations</b>							
<i>Export</i>							
Billet	FOB Black Sea	125*125, BF Grade	\$473	+5	+4	-12	-22
Slabs	FOB Black Sea	Commercial	NA	NA	NA	NA	NA
Pig Iron	FOB Black Sea	Steel Grade	\$388	-2	-2	-17	-27
TMT (Re-Bar)	FOB Black Sea	Commercial	NA	NA	NA	NA	NA
HRC	FOB Black Sea	2.5mm	\$480	-15	-15	-50	-72
CRC	FOB Black Sea	0.90mm	\$590	0	0	-45	-65
<b>Japan/Korea</b>							
<i>Export</i>							
HRC	FOB Korea	2.5mm	\$520	-30	NA	NA	NA
<i>Import</i>							
FeCr	CNF Japan	HC 60%	¢100/lb	0	0	-1	-7

Note:- W-O-W: Week On Week, 1M: Change over last month, 3M: Change over last 3 months, All prices are weekly assessment, Iron Ore are daily assessment















Commodity	Particular	Grade/Size	Price	Change	W-O-W	1M	3M
<b>India</b>							
<i>Export</i>							
Iron Ore	FOB India	Fines, Fe 58/57%	\$55	-3.5	-5	-3.5	-2
Billet	FOB India	150*150mm	\$490	0	0	0	NA
Pig Iron	FOB India	Steel Grade	NA	NA	NA	NA	NA
HRC	FOB India	2.5mm	\$560	0	NA	NA	NA
CRC	FOB India	0.9mm	\$655	-10	-10	-20	NA
SiMn	FOB India	60/14%	\$820	0	-7.8	-17.4	-277
FeMn	FOB India	HC 75%	\$950	0	-10.2	-54.2	-289.6
FeSi	FOB Bhutan	70-75%	\$1,150	-5	-5	+20	-140
<i>Import</i>							
Iron Ore	CNF India	Lumps Fe 64%, South Africa	NA	NA	NA	NA	NA
Scrap	CNF India	HMS 1&2 ,Middle East	NA	NA	NA	NA	NA
Scrap	CNF India	Shredded, Europe	\$390	0	0	-26.2	-30.4
Coking Coal	CNF India	Premium HCC, Australia	\$214	0	+1.5	-16.4	-60
Non-Coking Coal	CNF India	RB2 5500 NAR, South Africa	NA	NA	NA	NA	NA
Met Coke	CNF India	62%, China	NA	NA	NA	NA	NA
Pellets	CNF India	6-20mm, BF Grade	NA	NA	NA	NA	NA
Wire Rod	CNF India	5.5mm, China	NA	NA	NA	NA	NA
HRC	CNF India	2.5mm, China	\$495	0	0	-40	-60
HRC	CNF India	2.5mm, Korea	\$570	-30	NA	NA	NA
CRC	CNF India	0.90mm, China	\$540	0	0	-40	-85
HR Plate	CNF India	A 36	NA	NA	NA	NA	NA
Mn Ore	CNF India	Mn 38%, South Africa	NA	NA	NA	NA	NA
<b>Europe &amp; US</b>							
<i>Export</i>							
Pig Iron	FOB Brazil	Steel Grade	\$437	-5	-5	-5	-13
<i>Import</i>							
Scrap	CFR Turkey	HMS (80:20), US	\$364	0	+1.4	-20.4	-20.2
HRC	CIF Europe	2.5mm	NA	NA	NA	NA	NA
<b>Middle East &amp; Africa</b>							
<i>Export</i>							
Iron Ore	FoB South Africa	Lumps, Fe 64/63%	NA	NA	NA	NA	NA
Non Coking Coal	FoB South Africa	RB2 5500 NAR	NA	NA	NA	NA	NA
<i>Import</i>							
Billet	CNF Dubai	125*125, China	NA	NA	NA	NA	NA
HRC	CNF Dubai	2.5mm, China	\$500	0	0	-40	-67

Note:- W-O-W: Week On Week, 1M: Change over last month, 3M: Change over last 3 months, All prices are weekly assessment, Iron Ore are daily assessment

## LIVE TENDERS

COMPANY	TYPE	GRADE	QUANTITY	EXPIRY DATE	LOCATION	VIEW
<b>Aluminium</b>						
TATASIKORSKYAEROSPACELTD	Sell	Aluminum Scrap	48 MT	10 Sep, 2024	 Rangareddi, Telangana, India	<a href="#">VIEW</a>
<b>Ferro Chrome</b>						
Ferro Alloys Corporation Limited (FACOR)	Sell	High Carbon Ferro Chrome	450 MT	04 Sep, 2024	 Bhadrak, Odisha, India	<a href="#">VIEW</a>
<b>Ferro Manganese</b>						
HMT Limited	Buy	Ferro Manganese-High Carbon	500 MT	07 Sep, 2024	 Panchkula, Haryana, India	<a href="#">VIEW</a>
SAIL	Buy	Ferro Manganese	1,300 MT	18 Sep, 2024	 Bokaro, Jharkhand, India	<a href="#">VIEW</a>
<b>Fines/Lumps</b>						
Director of Mines & Geology	Services	Iron Ore Blocks	3 Nos	04 Oct, 2024	 Goa, Goa, India	<a href="#">VIEW</a>
Karnataka State Minerals Corporation Limited	Sell	Iron Ore Fines & Lumps	253,202 MT	04 Sep, 2024	 Bellary, Karnataka, India	<a href="#">VIEW</a>
Karnataka State Minerals Corporation Limited	Sell	Iron Ore Fines & Lumps	216,000 MT	05 Sep, 2024	 Bellary, Karnataka, India	<a href="#">VIEW</a>
ESL Steel Limited	Sell	Iron Ore Lumps	10,000 MT	04 Sep, 2024	 Sundargarh, Odisha, India	<a href="#">VIEW</a>
Director of Mines & Geology	Sell	Iron Ore Blocks	4 Nos	09 Sep, 2024	 Raipur, Chattisgarh, India	<a href="#">VIEW</a>
Vedanta Limited	Sell	Iron Ore Lumps	20,000 MT	04 Sep, 2024	 Chitradurga, Karnataka, India	<a href="#">VIEW</a>
<b>Melting Scrap</b>						
URANIUM CORPORATION OF INDIA LIMITED	Sell	Melting Scrap	570 MT	10 Sep, 2024	 Jamshedpur, Jharkhand, India	<a href="#">VIEW</a>
Satyam Auto	Sell	Melting Scrap	400 MT	05 Sep, 2024	 Haridwar, Uttarakhand, India	<a href="#">VIEW</a>
Satyam Auto	Sell	Melting Scrap	400 MT	04 Sep, 2024	 Gurgaon, Haryana, India	<a href="#">VIEW</a>
NTPC	Sell	Melting Scrap	2,330 MT	05 Sep, 2024	 Aurangabad, Bihar, India	<a href="#">VIEW</a>
Satyam Auto	Sell	Melting Scrap	400 MT	06 Sep, 2024	 Rewari, Haryana, India	<a href="#">VIEW</a>
ShivamAutotech Limited	Sell	Melting Scrap	275 MT	06 Sep, 2024	 Haridwar, Uttarakhand, India	<a href="#">VIEW</a>
KALPATARUPROJECTSINTERNATIONALLIMITED	Sell	Melting Scrap	360 MT	04 Sep, 2024	 Gandhinagar, Gujarat, India	<a href="#">VIEW</a>
Mahindra & Mahindra	Sell	Melting Scrap	900 MT	09 Sep, 2024	 Mumbai, Maharashtra, India	<a href="#">VIEW</a>
Mahindra & Mahindra	Sell	Melting Scrap	1,436 MT	06 Sep, 2024	 Nagpur, Maharashtra, India	<a href="#">VIEW</a>
Shree Cement Ltd	Sell	Melting Scrap	254 MT	09 Sep, 2024	 Beawar, Rajasthan, India	<a href="#">VIEW</a>
SAIL	Sell	HR Plates	514 MT	04 Sep, 2024	 Chennai, Tamil Nadu, India	<a href="#">VIEW</a>
SAIL	Sell	HR Plates	452 MT	04 Sep, 2024	 Chennai, Tamil Nadu, India	<a href="#">VIEW</a>
<b>Nickel</b>						
Arcelor Mittal	Buy	Alloy Nickel 99.5%	144 MT	06 Sep, 2024	 Hazira, Gujarat, India	<a href="#">VIEW</a>
<b>Non Coking</b>						
Minas de Benga Lda	Services	Non Coking Coal	1 Nos	16 Sep, 2024	 Maputo, Mozambique	<a href="#">VIEW</a>



COMPANY	TYPE	GRADE	QUANTITY	EXPIRY DATE	LOCATION	VIEW
TNPL	Buy	4200 GAR Steaming Coal	180,000 MT	06 Sep, 2024	 Karur, Tamil Nadu, India	<a href="#">VIEW</a>
NTPC	Sell	Coal Mill Reject	15,000 MT	12 Sep, 2024	 Aurangabad, Bihar, India	<a href="#">VIEW</a>
<b>Pig Iron</b>						
SAIL	Sell	Pig Iron	11,200 MT	04 Sep, 2024	 Bokaro, Jharkhand, India	<a href="#">VIEW</a>
SAIL	Sell	Pig Iron	2,500 MT	06 Sep, 2024	 Durgapur, West Bengal, India	<a href="#">VIEW</a>
SAIL	Sell	Pig Iron	1,500 MT	06 Sep, 2024	 Rourkela, Odisha, India	<a href="#">VIEW</a>
Tata Metaliks Ltd	Sell	Pig Iron	200 MT	05 Sep, 2024	 Kharagpur, West Bengal, India	<a href="#">VIEW</a>
<b>Pooled Iron</b>						
RINL	Sell	Pooled Iron	600 MT	05 Sep, 2024	 Visakhapatnam, Andhra Pradesh, India	<a href="#">VIEW</a>
<b>Rebar</b>						
RINL	Sell	Rebar Fe550D	5,000 MT	09 Sep, 2024	 Visakhapatnam, Andhra Pradesh, India	<a href="#">VIEW</a>
<b>Silico Manganese</b>						
RINL	Buy	Silico Manganese	800 MT	04 Sep, 2024	 Visakhapatnam, Andhra Pradesh, India	<a href="#">VIEW</a>
<b>Stainless Steel</b>						
Munjial Auto Industries LTD	Sell	Stainless Steel Scrap 409L	55 MT	06 Sep, 2024	 Haridwar, Uttarakhand, India	<a href="#">VIEW</a>
<b>Used Plants And Machines</b>						
AssamIndustrialDevelopmentCorporationLimited	Sell	Used Plant & Machines	1 Nos	20 Sep, 2024	 Guwahati, Assam, India	<a href="#">VIEW</a>
<b>Zinc</b>						
TataProjectsLimited	Sell	Zinc Ash & Dross	64 MT	04 Sep, 2024	 Nagpur, Maharashtra, India	<a href="#">VIEW</a>
SAIL	Buy	Zinc Jumbo Ingot	2,000 MT	06 Sep, 2024	 Bokaro, Jharkhand, India	<a href="#">VIEW</a>
Arcelor Mittal	Buy	ZN-AL Alloys (ZN95%/AL5%)	200 MT	08 Sep, 2024	 Pune, Maharashtra, India	<a href="#">VIEW</a>

[View All](#)



Formerly SteelMint / CoalMint

**Contact:**

[info@bigmint.co](mailto:info@bigmint.co)

+91 97700 56666

**Disclaimer:** BigMint has taken due care and caution in compilation of content. Information is just for reference not intended for trading purpose or to address your particular requirement. The content includes facts, views and opinions are of individuals and not that of the BigMint management. We and our content licensors do not guarantee or warrant the accuracy, completeness or timeliness of, or otherwise endorse these views, and opinions. BigMint and its affiliates, or their employees, directors or agents shall not be liable or responsible for any loss or costs or any action whatsoever arising out of use or relying on the spot prices disseminated.