



BIGMINT

Formerly SteelMint / CoalMint

Issue 1388,

Daily Steel Report

HIGHLIGHTS

05 Feb 2025, Wed

[Intel & Insights](#)

[Snap Shot - Global Prices \(USD/MT\)](#)

[Snap Shot - Indian Domestic Prices \(INR/MT\)](#)

[Iron Ore](#)

[Coal](#)

[Scrap & Metallics](#)

[Steel](#)

[Ferro Alloy](#)

[Non Ferrous](#)

[India Domestic Billet Index](#)

[Global Prices - Region Wise](#)

[Live Tenders](#)

INDIA

Iron Ore

India: PELLEX remains stable after Union Budget but trades muted [READ MORE >](#)

India: NMDC's iron ore rake movements rise nearly 10% m-o-m in Jan'25 [READ MORE >](#)

Coal

India: Thermal coal port stocks rise 2.4% w-o-w [READ MORE >](#)

Scrap & Metallics

South Asia: Imported scrap market remains rangebound d-o-d, Indian buyers silent [READ MORE >](#)

India: BigMint's scrap index falls INR 300/t d-o-d on sluggish steel demand - 4 Feb [READ MORE >](#)

India: Sponge iron prices drop on weak buying appetite - 4 Feb [READ MORE >](#)

Steel

India's HRC export offers remain stable in recent deal [READ MORE >](#)

India: BigMint's billet index falls further by INR 300/t d-o-d - 4 Feb [READ MORE >](#)

Indian DRI, billet, rebar update - 4 Feb [READ MORE >](#)

India's Brand wise rebar offers from IF route mills - 4 Feb [READ MORE >](#)

BigMint's daily trade sheet - 03 Feb'25 [READ MORE >](#)

India's crude steel production rises around 6% y-o-y in CY'24. How did the key states perform? [READ MORE >](#)

Ferro Alloy

India's silico manganese exports see price uptick amid higher ore costs [READ MORE >](#)

Non Ferrous

India: Imported aluminium scrap prices rise w-o-w following hike in LME tags [READ MORE >](#)

India: HZL raises lead prices by INR 1,500/t (\$17/t), trims zinc tags by INR 1,400/t (\$16/t) [READ MORE >](#)

Base metals prices on LME show positive trends [READ MORE >](#)

Ship Breaking

South Asia: Economic slowdown, regulatory pressures weigh on ship-breaking sector in Bangladesh, Pakistan [READ MORE >](#)

India: Melting scrap prices inch down by INR 200/t d-o-d in Alang [READ MORE >](#)

CHINA

China: Iron ore spot prices fall by \$1/t amid Lunar holidays [READ MORE >](#)

SOUTH ASIA

Pakistan: Imported scrap prices edge up by \$3/t w-o-w; cash crunch keeps steel market under pressure [READ MORE >](#)

Bhutan: Ferro silicon offers for Feb'25 drop by INR 4,000/t (\$46/t) m-o-m [READ MORE >](#)

China imposes 15% additional tariffs on coal imports from US

Feb 04, 2025 17:40

India leading importer of US coal in Jan-Nov'24 China emerged as second-largest importer in 11MCY'24 China's State Council Tariff Commission has announced that starting 10 February 2025 additional tariffs will be imposed on certain

imported goods originating from the United States. Among these, US coal will face a 15% tariff, marking a significant move in trade relations between the two countries. Industry analysts suggest that the tariff increase could lead to higher c

Continued

SNAP SHOT - GLOBAL PRICES (USD/MT)

Commodity	Particular	Size, Grade	As on	Price	Change	1M	3M
Iron Ore Fines ¹	China Imports	Fines, Fe 62%	04 Feb 11.13 IST	\$105	-1	+8	+4
Iron Ore ¹	Indian Imports	Lumps, Fe 64%	29 Jan 18.04 IST	\$114	0	+6	-1
Pellets (Brazil) ²	China Imports	6-20 mm, Fe 65%	22 Jan 12.21 IST	\$127	+4	+2	+1
Pellets (India) ²	China Imports	6-20 mm, Fe 63%	31 Jan 18.15 IST	\$113	+1	+5.5	+2.5
Coking ²	Australia Exports	Premium HCC	04 Feb 11.18 IST	\$186	0	-11.6	-20.5
Non Coking ²	India Imports	RB2, S.Africa	04 Feb 13.54 IST	\$93	+1	-4.4	-11.2
Graphite Electrode ²	China Exports	600mm, UHP	27 Jan 10.57 IST	15,950 RMB/t	0	0	0
Scrap ²	India Imports	Shredded	04 Feb 18.34 IST	\$375	0	-9	-20.6
Scrap ²	Turkey Imports	HMS 80:20	04 Feb 18.34 IST	\$349	-1	+4.8	-11.6
Scrap ²	Pakistan Imports	Shredded	04 Feb 18.34 IST	\$384	-1	-5.2	-11.8
Scrap ²	Bangladesh Imports	Shredded	04 Feb 18.34 IST	\$387	-1	-4.8	-12.6
Scrap (Ship Breaking) ²	India Imports	Containers	04 Feb 13.42 IST	\$475	0	-5	-15
Billet ²	India Exports	150*150, 3SP/4SP	03 Jan 18.18 IST	\$450	-10	-10	NA
Billet ²	Russia Exports	130*130, 3SP	31 Jan 18.22 IST	\$432	-3	-13	-38
Billet ²	Iran Exports	130*130, 3SP	31 Jan 18.22 IST	\$423	0	-21	-39.5
Billet ²	Philippines Import	150*150, 3SP	31 Jan 18.20 IST	\$455	0	-5	-41
Sponge Iron ²	India Exports	-	-	-	-	-	-
Pig Iron ²	Russia Exports	Steel Grade	01 Feb 13.20 IST	\$323	-5	+5	-17
HRC ²	China Exports	3-12mm, SS400	04 Feb 18.04 IST	\$475	0	+10	-20
Wire Rod ²	Nepal Import	5.5-6.0mm, Commercial Grade	01 Feb 13.07 IST	\$510	0	-15	-25
HRC ²	India Exports	2.5 mm, SAE1006	04 Feb 18.04 IST	\$505	0	NA	NA
HRC ²	South Korea Exports	1.6-2.5mm, SAE 1006	10 Dec 18.47 IST	\$505	0	+5	+5
HRC (China) ²	Vietnam Imports	2-3mm, SAE 1006	04 Feb 18.03 IST	\$485	0	-10	-35
HRC (China) ²	Dubai Imports	2-3mm, SAE 1006	04 Feb 18.03 IST	\$485	0	-10	-35
CRC ²	India Exports	0.9 mm, IS 513 Gr.O	29 Jan 18.01 IST	\$610	0	-15	-45
CRC ²	China Exports	0.90mm, SPCC	29 Jan 18.01 IST	\$545	0	-10	-20
HR Plate ²	China Exports	5-10mm, SS 400	29 Jan 18.03 IST	\$485	0	-25	-30
GP ²	China Exports	DX51D+z80, Width 1,000-1,500 mm, thickness 0.5-2mm	30 Jan 18.28 IST	\$570	0	-15	-30
Silico Manganese ²	India Exports	25-150 mm, HC 65-16	04 Feb 18.38 IST	\$958	+3	+21.8	+60.6
Ferro Chrome ²	China Import	10-150mm, HC 60%	29 Jan 10.26 IST	¢76 /lb	0	-5	-14.5
Manganese Ore ²	India Imports	Lumps, Mn 37%,	01 Feb 11.02 IST	\$4.37 /dmtu	0	+0.26	+0.47
Ferro Manganese ²	India Exports	25-150 mm, HC 75%	04 Feb 18.40 IST	\$965	+8	+24.8	+59.8
Ferro Silicon ²	Bhutan Exports	10-50 mm, FeSi 70%	03 Feb 18.08 IST	\$1,245	-8	-23	-70

1-Daily Assessment, 2-Weekly Assessment, 3-Monthly Assessment, W-O-W: Week On Week, 1M: Change over last month, 3M: Change over last 3 months

India's HRC export offers remain stable in recent deal

Feb 04, 2025 19:05

Offers to Middle East stable w-o-w AD investigations slow down offers to EUBigMint's India hot-rolled coil (HRC, SAE1006) export index (for the Middle East and Vietnam) remained stable w-o-w supported by a recent export deal from India to

the Middle East (ME). Current prices are at \$505/t FOB east coast India. However, European demand continues to remain subdued due to sluggish market sentiments and ongoing anti-dumping investigations. Market updates1. HRC offers to ME remain sta

Continued

SNAP SHOT - INDIAN DOMESTIC PRICES (INR/MT)

Commodity	Particular	Size,Grade	As on	Price	Change	1M	3M
Fines/lumps ²	Iron Ore Index	5-18 mm, Fe 63%, DR Grade	01 Feb 14.07 IST	7,000	0	-150	-250
Fines/lumps ²	Iron Ore Index	0-10 mm, Fe 63%	01 Feb 14.07 IST	5,200	-100	-400	-550
Iron Ore ³	NMDC	6-40 mm, Fe 65.5%	09 Jan 10.59 IST	6,000	NA	NA	-50
Iron Ore ³	NMDC	0-10 mm, Fe 64%	09 Jan 10.59 IST	5,060	NA	NA	-150
Pellets ²	Raipur	6-20 mm, Fe 63%,	04 Feb 18.26 IST	9,800	0	+400	-100
Pellets ²	Bellary	6-20 mm, Fe 63%	04 Feb 18.26 IST	10,850	0	+100	+350
Met Coke ²	Ex-India (East)	25-90 mm, Blast Furnace-grade	29 Jan 16.53 IST	33,500	-500	+1,500	+100
Graphite Electrode ³	Ex-India	600mm, UHP	31 Jan 20.21 IST	259,000	0	0	-76,000
Mill Scale ²	FoR-Kandla	Fines, Fe 70/68%	01 Feb 14.32 IST	7,250	0	+250	+250
Hms ¹	Ex-Mumbai	HMS	04 Feb 17.35 IST	32,000	0	-200	-1,400
Hms ¹	Ex-Alang	HMS	04 Feb 17.35 IST	33,200	-200	-800	-2,100
Pig Iron ¹	Ex-Durgapur	Steel Grade	04 Feb 17.46 IST	32,800	-200	-750	-3,900
Pig Iron ¹	Ex-Ludhiana, Foundary	Foundry Grade	04 Feb 13.45 IST	38,800	0	-400	-3,000
Sponge Pellet ¹	Ex-Raipur	Lumps, FeM 80%, +/-1	04 Feb 17.44 IST	24,750	-150	+300	-1,800
Billet ¹	Ex-Mumbai	100x100mm, IS 2831	04 Feb 17.58 IST	41,800	-200	-500	-1,000
Billet ¹	Ex-Raipur	100x100mm, IS 2831	04 Feb 17.58 IST	38,850	-300	-400	-1,100
TMT (Re-Bar) Secondary mills ¹	Ex-Mumbai	12-25mm, IF Route, Fe 500, IS 1786	04 Feb 14.55 IST	47,100	0	0	-900
TMT (Re-Bar) Secondary mills ¹	Ex-Delhi/NCR	12-25mm, IF Route, Fe 500, IS 1786	04 Feb 14.55 IST	45,500	-300	+500	-1,700
TMT (Re-Bar) ²	Ex-Mumbai	12-32mm, BF Route, IS 1786 Fe 500D	31 Jan 17.35 IST	52,200	0	-400	-2,800
Structure ¹	Ex-Mumbai	40x40 Angle, IF Route, IS 2062/2011 E-250 Gr A	04 Feb 10.24 IST	48,900	0	-100	-800
Wire Rod ¹	Ex-Raipur	5.5 mm, SWRY 14 LC Gr 3, Induction route	04 Feb 17.07 IST	43,000	-200	0	-800
HRC ²	Ex-Delhi	2.5-8mm / CTL, IS2062, Gr E250 Br.	04 Feb 17.40 IST	47,500	+500	+100	-350
HRC ²	Ex-Mumbai	2.5-8mm / CTL, IS2062, Gr E250 Br.	04 Feb 17.40 IST	48,700	+200	+2,100	+600
CRC ²	Ex-Delhi	0.90mm / CTL, IS 513, CR1	04 Feb 17.47 IST	53,800	0	+100	-2,400
CRC ²	Ex-Mumbai	0.90mm / CTL, IS 513, CR1	04 Feb 17.47 IST	53,700	0	+300	-2,350
HR Plate ²	Ex-Mumbai	5-10mm, Gr E250 Br.	29 Jan 18.09 IST	48,600	+200	+500	-400
GP ²	Ex-Mumbai	0.8mm / CTL, 120 GSM, IS277	30 Jan 19.03 IST	57,900	+400	+300	+100
Silico Manganese ²	Ex-Raipur	25-150 mm, HC 60-14	04 Feb 18.39 IST	72,000	+600	+2,230	+5,820
Ferro Manganese ²	Ex-Raipur	25-150 mm, HC 70%	04 Feb 18.37 IST	75,000	0	+1,380	+7,900
Ferro Chrome ²	Ex-Jajpur	10-150mm, HC 60%, Si- 4%	31 Jan 10.40 IST	97,600	-500	-4,500	-12,350
Manganese Ore ²	Ex Balaghat, MOIL	Lumps, Mn 37%, Fe 7.5%	01 Feb 11.23 IST	15,660	+1,187	+1,187	NA
Chrome Ore ²	Ex-Odisha OMC, E-auction	Lumps, Friable 48-50%	17 Jan 19.29 IST	23,623	+3,072	+3,072	NA

*Basic Price GST @ 18% extra

1-Daily Assessment, 2-Weekly Assessment, 3-Monthly Assessment, W-O-W: Week On Week, 1M: Change over last month, 3M: Change over last 3 months

Iron Ore

Iron Ore (India)

Particular/Delivery	Size/Grade	Delivery	As On	Price	Change	1M	3M
Indian prices (in INR/MT)							
Odisha Iron Ore Index	5-18 mm, Fe 63%, DR Grade	Ex-mines	01 Feb 14.07 IST	7,000	0	-150	-250
	10-30mm, Fe 63%, BF Grade	Ex-mines	01 Feb 14.07 IST	6,400	0	0	-100
	0-10 mm, Fe 63%	Ex-mines	01 Feb 14.07 IST	5,200	-100	-400	-550
	0-10mm, Fe 60%	Ex-mines	01 Feb 14.07 IST	4,350	-50	-200	-500
	0-5mm, Fe 57%	Ex-mines	30 Jan 18.07 IST	3,300	-100	-200	-500
	5-18 mm, Lumps, Fe 60%	Ex-mines	01 Feb 14.07 IST	6,050	-100	-250	-650
	10-30 mm, lumps, Fe 60%	Ex-mines	01 Feb 14.07 IST	5,550	-50	-250	-350
	0-10mm, Fe 62%	Ex-mines	01 Feb 14.07 IST	4,900	0	-300	-550
OMC Daitari	0 -5 mm, Fe 62-64%	Ex-Mines	17 Jan 12.18 IST	5,000	-400	-400	-750
	10-40 mm, Fe 62%	Ex-Mines	17 Jan 12.18 IST	6,000	-700	-700	-760
OMC Kurmitar (Koira)	0 -5 mm, Fe 62-60%	Ex-Mines	17 Jan 12.18 IST	4,300	-550	-550	-1,050
	10-40 mm, Fe 62%	Ex-Mines	17 Jan 12.18 IST	6,250	-450	-450	-450
OMC Gandhamardan	0 -5 mm, Fe 62-60%	Ex-Mines	17 Jan 12.18 IST	4,250	-350	-350	-650
	10-40 mm, Fe 62%	Ex-Mines	17 Jan 12.18 IST	5,900	-350	-350	-50
OMC Guali	Fines -5 mm, Fe 60-62%	Ex-mines	17 Jan 12.18 IST	4,700	0	0	-750
	5-18 mm, Fe 62%	Ex-mines	17 Jan 12.18 IST	6,105	-400	-400	-550
OMC Jilling	Fines -5 mm, Fe 60-62%	Ex-mines	17 Jan 12.18 IST	4,900	+50	+50	-600
	5-18 mm, Fe 62%	Ex-mines	17 Jan 12.18 IST	8,100	+350	+350	+650
NMDC, Chhattisgarh	0 -10 mm, Fe 64%	F.O.R Siding	09 Jan 10.59 IST	5,060	NA	NA	-150
	10-40 mm, Fe 67%, DR CLO	F.O.R Siding	09 Jan 10.59 IST	7,070	NA	NA	0
	10-150 mm, Fe 65.5%	F.O.R Siding	09 Jan 10.59 IST	5,870	NA	NA	-100
	6-40 mm, Fe 65.5%	F.O.R Siding	09 Jan 10.59 IST	6,000	NA	NA	-50
Chandrapur, Maharashtra	5-18 mm, Fe 63%	FOR Chandrapur	31 Jan 16.08 IST	9,250	0	0	-500
	0-10mm, Fe 63%	FoR Ballarshah	31 Jan 16.08 IST	5,300	0	-300	-700
Ex-Bellary	0-10 mm, Fe 62%	Ex-Mines	30 Jan 18.00 IST	4,800	0	-200	-200
	0-10 mm, Fe 57%	Ex-Mines	30 Jan 18.00 IST	2,900	0	-150	-200
Karnataka e-auction	Lumps 10-40mm, Fe 63%	Ex-Mines	31 Dec 12.41 IST	4,600	-400	-400	+200
	Fines 0 -5 mm, Fe 60%	Ex-Mines	31 Dec 12.41 IST	3,600	-300	-300	+200

Pellets (India)

Indian prices (in INR/MT)							
Ex-Barbil	6-20 mm, Fe 63%, (+/- 0.5%)	FOR Siding	04 Feb 18.26 IST	8,300	0	+400	-175
Ex-Durgapur	6-20 mm, Fe 63%, (+/- 0.5%)	Ex-Works	04 Feb 18.26 IST	9,400	0	+150	-350
Ex-Jamshedpur	6-20 mm, Fe 63%	Ex-Works	04 Feb 18.26 IST	9,000	+500	+450	+125
Ex-Jharsugda	6-20 mm, Fe 63%, (+/- 0.5%)	Ex-Works	04 Feb 18.35 IST	8,850	-50	0	-225
Ex-Raipur	6-20 mm, Fe 63%, (+/- 0.5%)	Ex-Works	04 Feb 18.26 IST	9,800	0	+400	-100
Ex-Kandla	6-20 mm, Fe 64/63%	DAP	04 Feb 18.26 IST	11,300	0	+200	+400
Ex-Bellary	6-20 mm, Fe 63%	Ex-Works	04 Feb 18.26 IST	10,850	0	+100	+350

Weekly Assessment, GST @ 5% extra., Barbil and Kandla - Prices Loaded to Wagons

Concentrates (India)

Indian prices (in INR/MT)							
Ex-Jabalpur	-45 micron, Fe 63%	Ex-works	01 Feb 14.17 IST	4,600	0	-200	-300

Iron Ore (Global)

Global prices (in USD/MT)							
CNF China	Fines, Fe 61.5% (Australia Origin)	-	04 Feb 11.13 IST	\$103	-1	+8	+4
CNF China	Fines, Fe 62% (Australia Origin)	-	04 Feb 11.13 IST	\$105	-1	+8	+4
CNF China	Fines, Fe 62.5% (Brazil Origin)	-	27 Jan 10.48 IST	\$107	+2	+8	+4
CNF China	Fines, Fines 63/62% (India origin)	-	27 Jan 10.48 IST	\$99	+1	+8	+2
CNF China	Lumps, Fe 64/63% (South Africa Origin)	-	27 Jan 10.48 IST	\$104	+1	+8	+3

CNF China	Lumps, USD/dmtu	-	04 Feb 11.13 IST	\$0.155	0	+ 0.009	+ 0.02
CNF China	Fines, Fe 55% (India Origin)	-	03 Feb 18.21 IST	\$70	0	+ 5	+ 3.5
CNF China	Fines, Fe 56% (India Origin)	-	03 Feb 18.21 IST	\$73	0	+ 5	+ 3.5
CNF China	Fines, Fe 57% (India origin)	-	03 Feb 18.21 IST	\$76	0	+ 5	+ 3.5
CNF India	Lumps, Fe 64% (South Africa origin)	-	29 Jan 18.04 IST	\$114	0	+ 8.5	+ 4
FOB India	Fines, Fe 57% (India origin)	-	03 Feb 18.22 IST	\$67.5	0	+ 7.5	+ 7

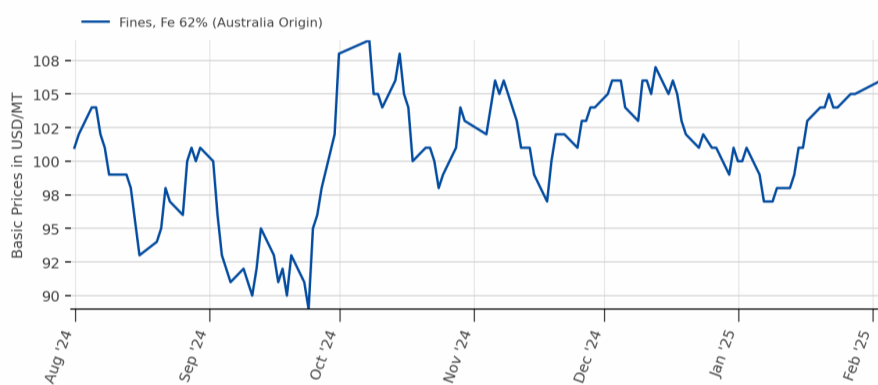
Prices on DMT basis (Daily Assessment) , India- Single Port Loading , FOB prices including demurrage , June to November: Moisture@ 10% , December to May: Moisture@ 8% , Or, actual moisture as per cargo certificate submitted by shipper to be adjusted

Pellets (Global)

Global prices (in USD/MT)							
CNF China	6-20 mm, Fe 63% (India Origin)	-	31 Jan 18.15 IST	\$113	+ 1	+ 5.5	+ 2.5
	6-20 mm, Fe 65% (Brazil Origin)	-	22 Jan 12.21 IST	\$127	+ 4	+ 3	- 1
FOB India	6-20 mm, Fe 63%	-	31 Jan 18.13 IST	\$105	+ 1	+ 9.5	+ 6.75
CNF China	5-20mm, Fe 63%	-	23 Jan 12.04 IST	\$8.2	- 0.35	- 0.1	+ 0.85
	6-20mm	-	23 Jan 12.04 IST	\$18.35	0	+ 0.5	+ 1.85

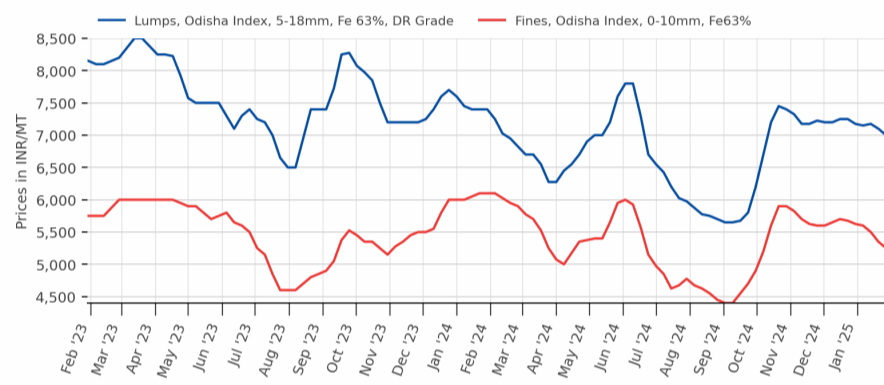
Note:- W-O-W: Week On Week, 1M: Change over last month, 3M: Change over last 3 months

Iron Ore Fines, CNF Rizhao China



Source:BigMint

Odisha Iron Ore Price Index (Lumps & Fines)



Source:BigMint

BigMint pellet index
 PELLEX - INR 9,900 (0) DAP Raipur, Fe 63%, 4 Feb'25

Quantity sold (tonnes) | Average Monthly Price (INR/t)

Source: BigMint | Pellet trade volumes recorded by BigMint

India: PELLEX remains stable after Union Budget but trades muted

2025-02-04

[READ MORE](#)

NMDC (C.G) iron ore rake movement

Qty in mmt

Source: BigMint Research, Railways

India: NMDC's iron ore rake movements rise nearly 10% m-o-m in Jan'25

2025-02-04

[READ MORE](#)

Fe 62% Australian iron ore fines
 Iron ore fines Fe 62% \$105/dmt (1) CFR China 3 Feb'25

Prices in \$/t CFR China

Source: BigMint

China: Iron ore spot prices fall by \$1/t amid Lunar holidays

2025-02-04

[READ MORE](#)

Ferrexpo Pellet Production

Production in mmt

Source: BigMint

Ukraine: Ferrexpo's pellet production rises by 18% y-o-y in Q4CY'24

2025-02-03

[READ MORE](#)

NMDC Iron Ore Production

Production in mmt

Source: BigMint

India: NMDC's iron ore production rises 8% m-o-m in Jan'25

2025-02-03

[READ MORE](#)

India's State-wise Mineral Auction Summary (as of 19 Aug'24)

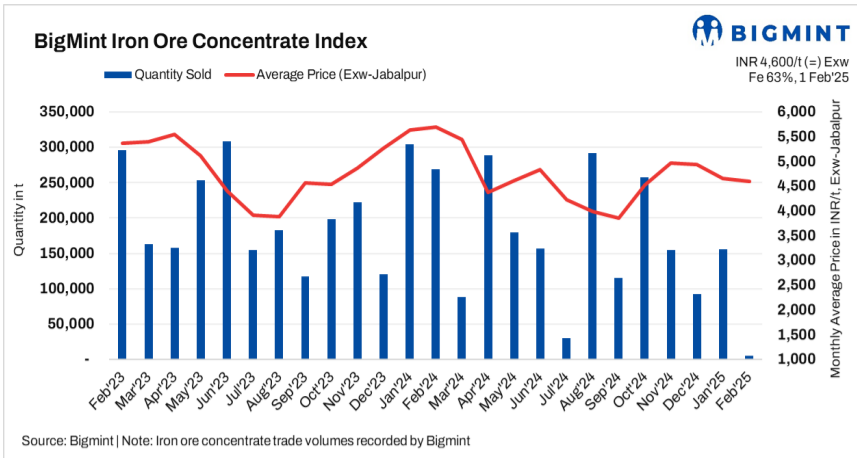
Number of Mineral Blocks

Source: BigMint

India: Vedanta wins Janthakal iron ore mine in Karnataka

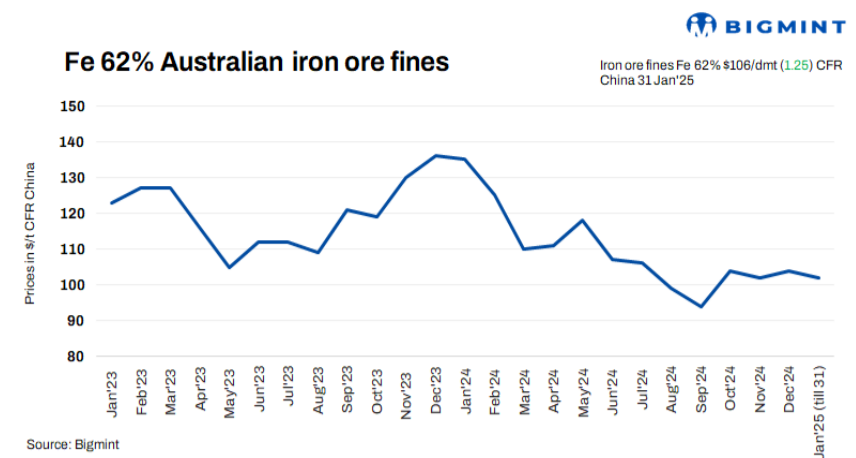
2025-02-03

[READ MORE](#)



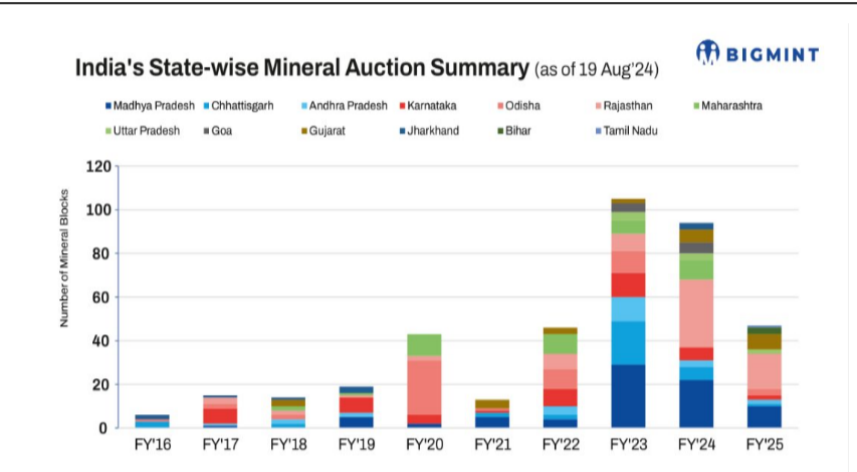
India: Iron ore concentrate prices hold firm in recent deal

2025-02-01 [READ MORE](#)



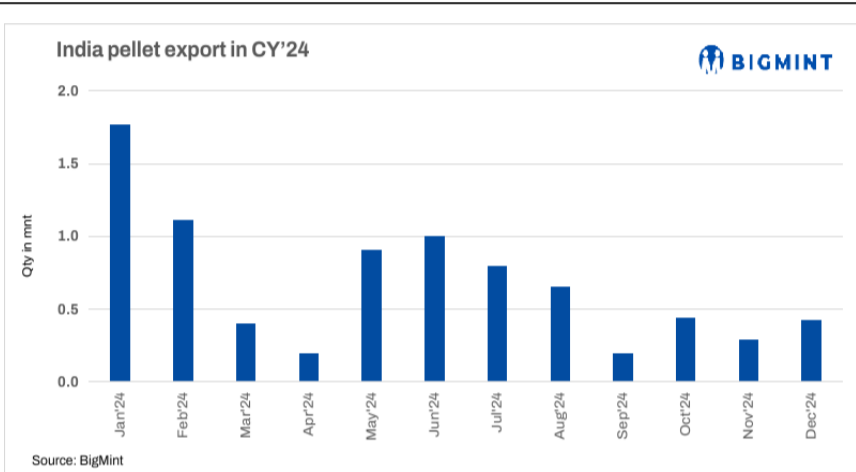
China: Iron ore spot prices rise by \$1/t amid supported sentiments

2025-02-01 [READ MORE](#)



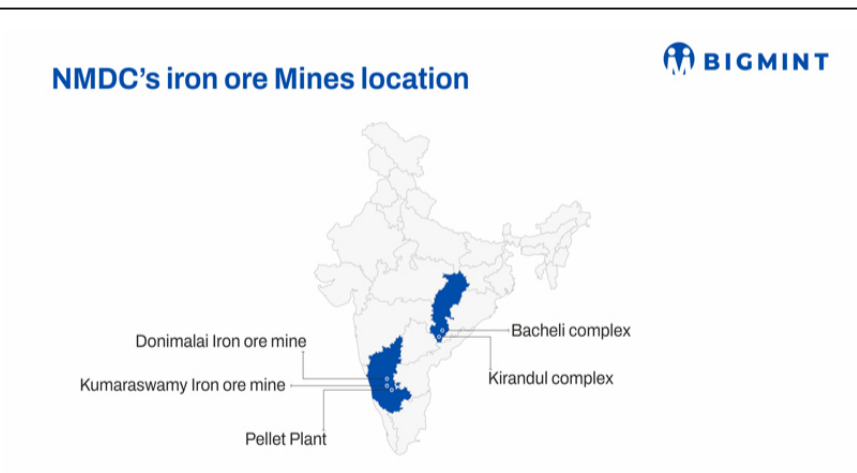
India: MSPL wins Karadikolla iron ore mine block in Karnataka

2025-02-01 [READ MORE](#)



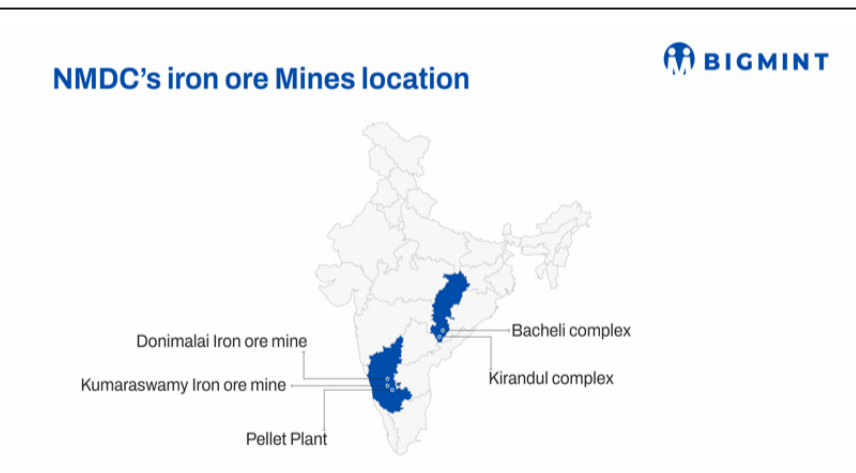
India: Pellet producer concludes 50,000-t export deal

2025-01-31 [READ MORE](#)



India: Bids for DRCLo remain stable, for Baila lumps rise at NMDC Chhattisgarh's iron ore auction

2025-01-30 [READ MORE](#)



India: NMDC to auction over 400,000 t of iron ore from Chhattisgarh

2025-01-28 [READ MORE](#)

Coal

Non Coking (India)

Particular/Delivery	Size/Grade	Delivery	As On	Price	Change	1M	3M
Indian prices (in INR/MT)							
Ex-Gangavaram	RB2 (5500 NAR), S.Africa	Ex-Port	04 Feb 16.56 IST	8,600	-100	-550	-900
	RB3 (4800 NAR), South Africa	Ex-Port	04 Feb 16.56 IST	7,250	0	-350	-350

Met Coke (India)

Indian prices (in INR/MT)							
Ex-Jajpur	25-90 mm, Blast Furnace-grade	Ex-Yard	29 Jan 16.53 IST	33,500	-500	+1,500	+100
Ex-Gandhidham	25-90 mm, Blast Furnace-grade	Ex-Yard	29 Jan 16.53 IST	31,500	0	+3,100	+1,900

Coking (Global)

Global prices (in USD/MT)							
CNF India	0-40mm, HCC 64 Mid Vol, Australia	-	04 Feb 11.16 IST	\$161	+1	-4	-26.5
	0-40mm, Premium HCC, Australia	-	04 Feb 11.16 IST	\$198	0	-11.4	-23.5
	Low Vol PCI, Australia	-	04 Feb 11.16 IST	\$159	+1	-4.6	-17.5
FOB Australia	0-40mm, Low Vol PCI	-	04 Feb 11.18 IST	\$147	0	-5	-14.5
	HCC 64 Mid Vol	-	04 Feb 11.18 IST	\$149	0	-7.4	-23.25
	Premium HCC	-	04 Feb 11.18 IST	\$186	0	-11.6	-20.5

Non Coking (Global)

Global prices (in USD/MT)							
CNF India	RB1 (6000 NAR), S.Africa	-	04 Feb 13.54 IST	\$105	+1	-8	-13
	RB2 (5500 NAR), S.Africa	-	04 Feb 13.54 IST	\$93	+1	-4.4	-11.2
	RB3 (4800 NAR), S.Africa	-	04 Feb 13.54 IST	\$73	+1	-4	-11
FOB South Africa	RB1 (6000 NAR)	-	04 Feb 13.53 IST	\$94	+1	-7	-8
	RB2 (5500 NAR)	-	04 Feb 13.53 IST	\$82	+1	-3.4	-7.7
	RB3 (4800 NAR)	-	04 Feb 13.53 IST	\$62	+1	-3	-8

Met Coke (Global)

Global prices (in USD/MT)							
FOB China	25-90mm, 64% CSR	-	30 Jan 16.56 IST	\$235	-10	-17	-35
CNF India	25-90mm, 64% CSR, China	-	30 Jan 16.59 IST	\$253	-10	-15	-26
	64% CSR, Japan origin	-	12 Dec 17.11 IST	\$354	0	NA	0

Note:- W-O-W: Week On Week, 1M: Change over last month, 3M: Change over last 3 months

Scrap & Metallic

Sponge (India)

Region	Particular	Sponge Iron (C-DRI)				Pellet Sponge (P-DRI)			
		Price	Change	W-O-W	1M	Price	Change	W-O-W	1M
Indian prices (in INR/MT) As on 04 Feb 2025									
North India	Mandi Gobindgarh	30,200	- 200	- 200	- 600	-	-	-	-
East India	Durgapur	26,800	- 300	- 500	+ 200	24,600	- 300	- 500	+ 200
East India	Rourkela	25,700	- 300	- 350	- 100	-	-	-	-
Central India	Raigarh	26,300	- 200	- 200	+ 100	24,300	- 200	- 100	+ 250
Central India	Raipur	29,300	- 300	- 400	0	24,750	- 150	- 150	+ 300
South India	Bellary	26,300	- 50	- 550	+ 100	25,250	- 50	- 600	+ 250
Eastern India	Ramgarh	26,700	- 100	- 250	+ 400	24,550	- 50	- 200	+ 550
East India	Jharsugda	-	-	-	-	23,600	- 200	- 100	+ 400
South India	Chennai	-	-	-	-	25,700	0	+ 200	- 300
South India	Hyderabad	-	-	-	-	26,000	- 100	- 600	0

All prices are basic, GST extra.

Pig Iron (India)

Particular/Delivery	Size/Grade	Delivery	As On	Price	Change	1M	3M
Indian prices (in INR/MT)							
DAP-Ludhiana	Steel Grade	DAP	04 Feb 17.46 IST	35,600	- 200	- 500	- 3,800
Ex-Bokaro	Steel Grade	Ex-Plant,Bokaro	01 Jan 17.35 IST	31,350	+ 450	0	- 3,650
Ex-Burnpur	Steel Grade	Ex-Plant,Burnpur	31 May 16.00 IST	40,500	- 2,500	0	0
Ex-Durgapur	Steel Grade	Ex-Works	04 Feb 17.46 IST	32,800	- 200	- 750	- 3,900
		Ex-Plant,Durgapur	01 Jan 17.35 IST	32,900	+ 500	0	- 2,700
Ex-Rourkela	Steel Grade	Ex-Plant,Rourkela	31 Dec 17.04 IST	32,800	+ 700	0	- 2,200
Ex-Bhilai	Steel Grade	Ex-Plant,Bhilai	13 Jan 17.44 IST	31,600	+ 450	+ 450	- 7,100
DAP-Raigarh	Steel Grade	DAP	04 Feb 17.46 IST	33,450	0	+ 250	- 1,950
DAP-Raipur	Steel Grade	DAP	04 Feb 17.46 IST	32,900	- 300	+ 400	- 2,600
DAP-Hyderabad	Steel Grade	DAP	04 Feb 13.48 IST	33,600	- 300	+ 300	- 3,200
DAP-Delhi	Foundry Grade	DAP	04 Feb 13.45 IST	39,700	0	+ 700	- 2,000
DAP-Ludhiana	Foundry Grade	DAP	04 Feb 13.45 IST	38,800	0	- 400	- 3,000
Ex-Durgapur	Foundry Grade	Ex-Works	04 Feb 13.45 IST	37,500	0	0	- 4,000
Ex-Kharagpur	Foundry Grade	Ex-Works	04 Feb 13.45 IST	37,500	0	0	- 4,000
DAP-Ahmedabad	Foundry Grade	DAP	04 Feb 13.45 IST	40,300	0	- 1,200	- 4,700
DAP-Kolhapur	Foundry Grade	DAP	04 Feb 13.45 IST	42,500	0	+ 200	- 2,500
DAP-Coimbatore	Foundry Grade	DAP	04 Feb 13.45 IST	42,500	0	- 300	NA

Indian pig iron price assessment frequency has been increased from weekly to daily basis.

Re - Rolling Scrap (India)

Indian prices (in INR/MT)							
Ex-Alang	19-22mm(12 ANE), Ship Breaking	Ex-Yard	04 Feb 11.10 IST	40,000	0	0	- 1,000
	15-18mm(10 ANE), Ship Breaking	Ex-Yard	04 Feb 11.10 IST	40,000	0	0	- 1,000
	1 Inch, Ship Breaking	Ex-Yard	04 Feb 11.10 IST	40,000	0	0	- 1,000
	12-14mm(8 ANE), Ship Breaking	Ex-Yard	04 Feb 11.10 IST	39,500	0	0	- 1,000
	5-10 KG, Ship Breaking	Ex-Yard	04 Feb 11.10 IST	39,000	0	- 200	- 1,000
	9-11mm(6 ANE), Ship Breaking	Ex-Yard	04 Feb 11.10 IST	38,000	0	- 200	- 1,000
	2-5 KG, Ship Breaking	Ex-Yard	04 Feb 11.10 IST	38,000	0	- 200	- 1,000
	6-8mm(4 ANE), Ship Breaking	Ex-Yard	04 Feb 11.10 IST	37,000	0	- 200	- 1,000
	1-2 KG, Ship Breaking	Ex-Yard	04 Feb 10.36 IST	34,900	- 200	- 800	- 2,100
	Attachment, Ship Breaking	Ex-Yard	04 Feb 10.36 IST	34,700	- 200	- 800	- 2,100
	HMS(80:20), Ship Breaking	Ex-Yard	04 Feb 10.36 IST	33,200	- 200	- 800	- 2,100

Melting Scrap (India)

Particular/Delivery	Size/Grade	Delivery	As On	Price	Change	1M	3M
Indian prices (in INR/MT)							
Ex-Ludhiana	End Cutting	DAP	04 Feb 17.35 IST	36,600	-300	-400	-500
	CR Busheling (Loose)	DAP	04 Feb 17.35 IST	37,600	-300	-300	-600
	Turning Boring Scrap	DAP	04 Feb 17.35 IST	33,100	-500	-500	-1,200
	CI Scrap, Mixed Size	DAP	04 Feb 17.35 IST	36,000	0	-600	-2,500
Ex-Mandi	End Cutting	DAP	04 Feb 17.35 IST	36,900	-300	-200	-600
	LMS (Light Melting Scrap)	DAP	04 Feb 17.35 IST	32,000	-300	0	-1,400
	CR Busheling (Loose)	DAP	04 Feb 17.35 IST	37,900	-300	-300	-700
Ex-Durgapur	HMS(80:20)	DAP	04 Feb 17.35 IST	33,900	-300	0	-1,300
Ex-Raipur	HMS(80:20)	DAP	04 Feb 17.35 IST	32,700	0	-600	-1,600
Ex-Ahmedabad	End Cutting	DAP	04 Feb 17.35 IST	34,700	-100	-100	-1,800
	HMS(80:20)	DAP	04 Feb 17.35 IST	32,200	-300	-800	-2,000
Ex-Alang	CR Busheling (Bundle)	DAP	04 Feb 17.35 IST	36,500	0	-500	-2,000
	HMS(80:20)	Ex-Yard	04 Feb 17.35 IST	33,200	-200	-800	-2,100
Ex-Jalna	CR Busheling (Loose)	DAP	04 Feb 17.35 IST	34,700	0	-100	-1,500
	HMS(80:20)	DAP	04 Feb 17.35 IST	31,800	0	0	-1,400
Ex-Mumbai	HMS(80:20)	DAP	04 Feb 17.35 IST	32,000	0	-200	-1,400
Ex-Chennai	Turning Boring Scrap	DAP	04 Feb 17.35 IST	29,700	0	0	-1,700
	HMS(80:20)	DAP	04 Feb 17.35 IST	30,700	0	+100	-1,700
	CR Busheling (Bundle)	DAP	04 Feb 17.35 IST	34,100	0	-100	-1,600
	HMS(90:10)	DAP	04 Feb 17.35 IST	32,700	0	+100	-1,500
Ex-Coimbatore	CI Scrap, Mixed Size	DAP	04 Feb 17.35 IST	35,500	0	+500	-900
Ex-Hyderabad	HMS(90:10)	DAP	04 Feb 17.35 IST	32,000	0	+200	-800
	HMS(80:20)	DAP	04 Feb 17.35 IST	30,500	0	+200	-800
Ex-Bhilai	9-13 Meters, 60 KG	Ex-works	23 Sep 19.00 IST	41,000	0	-2,700	-150

Mill Scale (India)

Indian prices (in INR/MT)							
Ex Plant, Raipur	Fines, Fe 70/68%	EXW	01 Feb 14.32 IST	6,400	0	-200	-925
Ex-Jalna	Fines, Fe 68-70%	EXW	29 Jan 18.12 IST	5,200	0	-200	NA
Ex-Kandla	Fines, Fe 70/68%	DAP	01 Feb 14.32 IST	7,250	0	+250	+250

Sponge Iron (Global)

Particular/Delivery	Size/Grade	Delivery	As On	Price	Change	1M	3M
Global prices (in USD/MT)							
CNF Bangladesh	FeM 80% (+/-1), 100% lumps	-	30 Jan 17.59 IST	\$343	+6	-11	-18
CNF Nepal	Mix (70% lumps, 30% fines), FeM 80% (+/-1)	-	30 Jan 17.57 IST	\$348	+10	-4	-16

Melting Scrap (Global)

Global prices (in USD/MT)							
FOB Europe	HMS 80:20 (Bulk)	-	29 Jan 17.05 IST	\$319	+10	-1	-13
FOB USA	HMS 80:20	-	04 Feb 17.06 IST	\$329	-1	+8.6	-6.8
	Shredded	-	04 Feb 17.06 IST	\$349	-1	+8.6	-6.8
CNF Bangladesh	H2 (Bulk, Japan origin)	-	29 Jan 18.26 IST	\$350	-3	+2	-20
	HMS 80:20 (Bulk, US Origin)	-	29 Jan 18.26 IST	\$359	-6	-5	-21
	HMS 80:20 (Containers, Europe Origin)	-	04 Feb 18.34 IST	\$368	-2	-5.8	-18.6
	Shredded (Containers, UK Origin)	-	04 Feb 18.34 IST	\$387	-1	-4.8	-12.6
CNF China	H2	-	27 Jan 11.59 IST	\$345	0	0	-5
	HMS 80:20 (Bulk)	-	27 Jan 11.59 IST	\$318	0	-2	-13.6
	Shredded	-	27 Jan 11.59 IST	\$385	0	0	-10
CNF India	HMS 80:20 (Europe Origin, Containers)	-	04 Feb 18.34 IST	\$355	-1	-6.2	-15.2
	HMS 80:20 (West Africa Origin, Containers)	-	04 Feb 18.34 IST	\$359	-1	-7.2	-13.4
	HMS 80:20 (West Africa Origin, Containers)	-	04 Feb 18.34 IST	\$363	-1	-6.4	-13
	Shredded (Europe Origin, Containers)	-	04 Feb 18.34 IST	\$375	0	-9	-20.6
	Shredded (US Origin, Containers)	-	04 Feb 18.34 IST	\$375	0	-7.4	-17.8
CNF Pakistan	Shredded (Containers, Europe Origin)	-	04 Feb 18.34 IST	\$384	-1	-5.2	-11.8
CNF Taiwan	HMS 80:20 (US Origin, Containers)	-	22 Jan 12.29 IST	\$295	0	+10	-23
CNF Thailand	HMS 70:30	-	29 Jan 17.41 IST	\$352	+2	NA	NA

CNF Turkey	HMS 80:20 (Bulk, US Origin)	-	04 Feb 18.34 IST	\$349	-1	+4.8	-11.6
CNF Vietnam	H2, (Bulk, Japan origin)	-	03 Feb 18.31 IST	\$315	0	-7	-24
	HMS 80:20 (Bulk, US Origin)	-	03 Feb 18.31 IST	\$340	0	-8	-24

Pig Iron (Global)

Particular/Delivery	Size/Grade	Delivery	As On	Price	Change	1M	3M
Global prices (in USD/MT)							
FOB Black Sea	Steel Grade	-	01 Feb 13.20 IST	\$323	-5	+5	-17
FOB Brazil	Steel Grade	-	01 Feb 13.20 IST	\$407	0	+2	-25
CNF Italy	Steel Grade	-	01 Feb 13.32 IST	\$359	-7	-7	-29

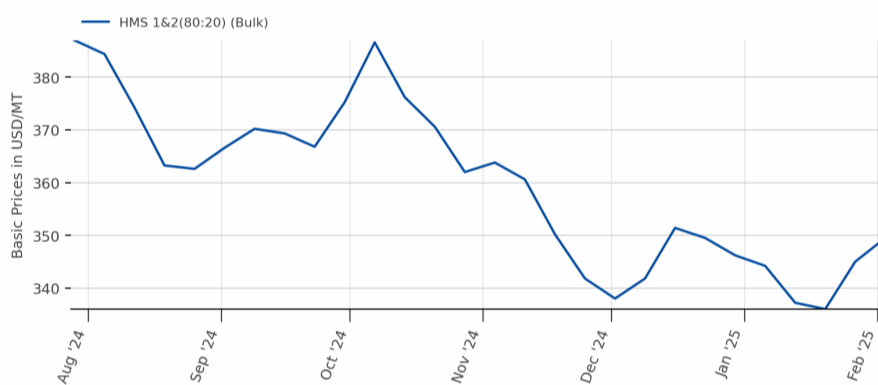
Weekly Assessment,, *Tender Prices in export

Ship Breaking (Global)

Global prices (in USD/MT)							
CNF Bangladesh	Containers	-	04 Feb 13.42 IST	\$480	0	-10	-20
	Tanker	-	04 Feb 13.42 IST	\$470	0	-10	-20
CNF India	Containers	-	04 Feb 13.42 IST	\$475	0	-5	-15
	Tanker	-	04 Feb 13.42 IST	\$465	0	-5	-15
CNF Pakistan	Containers	-	04 Feb 13.42 IST	\$470	0	0	-10
	Tanker	-	04 Feb 13.42 IST	\$460	0	0	-10
CNF Turkey	Containers	-	04 Feb 13.42 IST	\$300	-30	-30	-50
	Tanker	-	04 Feb 13.42 IST	\$290	-30	-30	-50

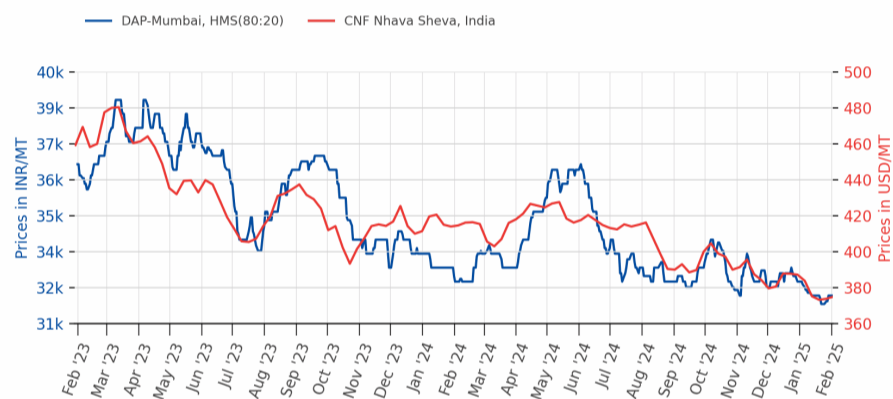
Note:- W-O-W: Week On Week, 1M: Change over last month, 3M: Change over last 3 months

Melting Scrap, CNF Turkey



Source:BigMint

Melting Scrap DAP Mumbai/CNF India



Source:BigMint

Scrap & Metallic News

Pakistan : Imported shredded scrap price trend

Containerised Shredded, UK/Europe origin

Prices in \$/t, CFR Pakistan

Source: BigMint | Last updated: 4 Feb'25

Pakistan: Imported scrap prices edge up by \$3/t w-o-w; cash crunch keeps steel market under pressure

2025-02-04

[READ MORE](#)

South Asia: Imported shredded scrap offers from UK/Europe

India Pakistan Bangladesh Turkiye HMS(80:20)(US)

Offers in \$/t, CFR

Source: BigMint

South Asia: Imported scrap market remains rangebound d-o-d, Indian buyers silent

2025-02-04

[READ MORE](#)

India: Melting scrap index DAP-Mandi Gobindgarh (End Cutting vs Billet)

End Cutting Scrap Billet (100x100 mm) Spread(RHS)

Price in INR/t

End Cutting - INR 36,900/t (-300) 4 Feb '25

Source: BigMint

India: BigMint's scrap index falls INR 300/t d-o-d on sluggish steel demand - 4 Feb

2025-02-04

[READ MORE](#)

India Sponge iron price & Trade volume

Bellary (PDRI) Raipur (PDRI) Durgapur (PDRI) Bellary Raipur Durgapur Ramgarh Ramgarh (PDRI)

Quantity in tonnes(t)

Prices in INR/t

Source: BigMint Research

India: Sponge iron prices drop on weak buying appetite - 4 Feb

2025-02-04

[READ MORE](#)

Vietnam: Imported bulk scrap prices

Japanese H2

Prices in \$/t, CFR Vietnam

Source: BigMint

Vietnam: Bulk scrap import prices remain stable w-o-w amid Tet holidays

2025-02-03

[READ MORE](#)

India: Domestic mill-scale prices

DAP Kandla exw-Raipur

Prices in INR/t

Source: BigMint

India: Mill scale prices remain stable in key regions

2025-02-01

[READ MORE](#)

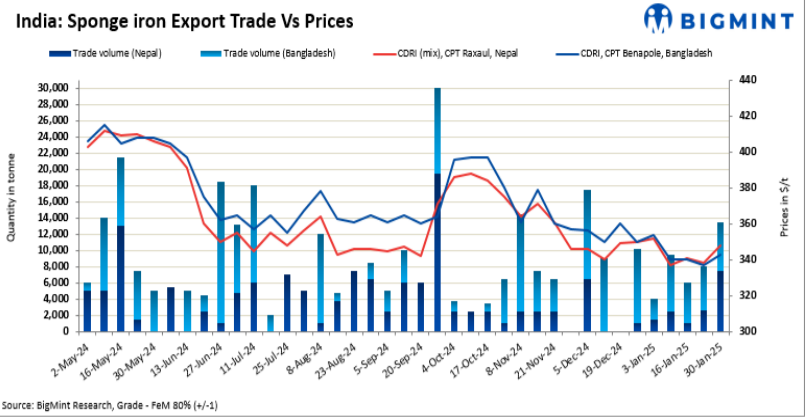


Kazakhstan has extended its scrap export ban for an additional six months.

Kazakhstan extends scrap export ban for an additional six months

2025-02-01

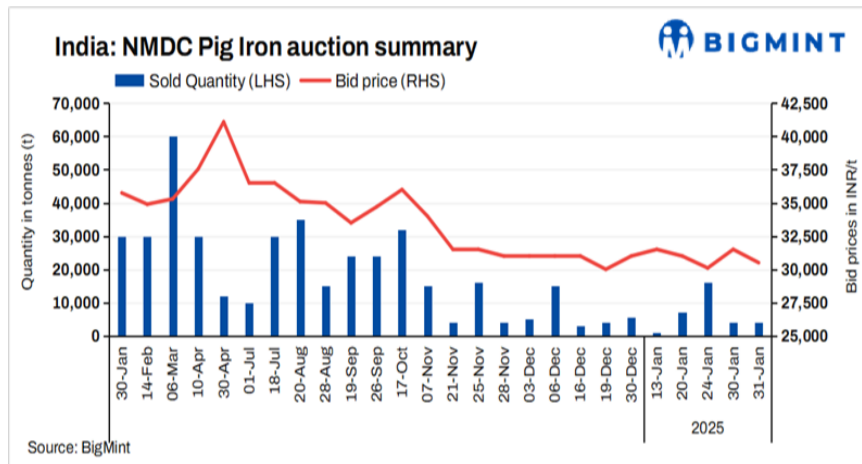
[READ MORE](#)



India: Export deals for over 13,000 t of sponge iron concluded for Nepal, Bangladesh

2025-01-31

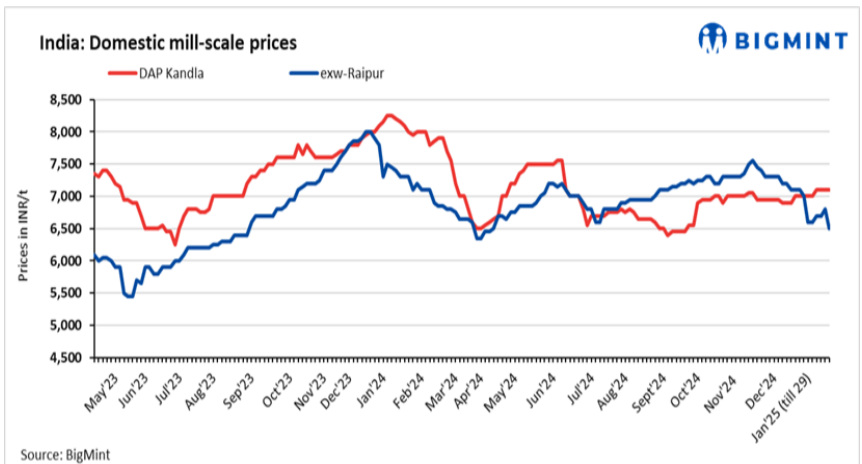
[READ MORE](#)



India: NMDC's latest pig iron auction sees limited bookings at lower price

2025-01-31

[READ MORE](#)



India: Mill scale prices show diverse trends in key markets

2025-01-29

[READ MORE](#)

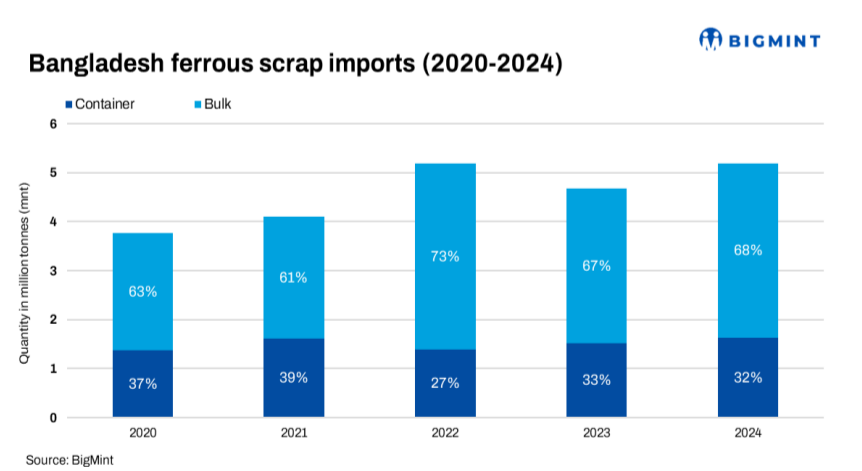


Turkish imported bulk ferrous scrap deal updates

Turkiye's imported scrap market witnesses slight price uptick

2025-01-29

[READ MORE](#)



Bangladesh: Ferrous scrap imports rise over 10% y-o-y in CY'24

2025-01-29

[READ MORE](#)

Steel

Ingots/Billet (India)

Region	Particular	INGOT				BILLET			
		Price	Change	W-O-W	1M	Price	Change	W-O-W	1M
Indian prices (in INR/MT) As on 04 Feb 2025									
North India	Ghaziabad	41,700	- 300	- 300	+ 800	-	-	-	-
North India	Ludhiana	43,000	- 200	- 300	- 300	-	-	-	-
North India	Mandi Gobindgarh	42,400	- 200	- 300	0	42,400	- 200	- 300	0
North India	Muzaffarnagar	41,800	- 300	- 400	+ 1,100	-	-	-	-
East India	Rourkela	37,250	- 250	- 250	+ 100	37,900	- 300	- 300	- 100
Central India	Raigarh	38,100	- 100	- 300	- 400	38,350	- 200	- 500	- 450
Central India	Raipur	38,600	- 200	- 450	- 300	38,850	- 300	- 650	- 400
West India	Ahmedabad	40,700	- 100	- 800	- 1,600	42,000	0	- 800	- 1,400
West India	Jaipur	41,200	- 300	- 300	0	-	-	-	-
West India	Mumbai	41,200	- 300	- 500	- 600	41,800	- 200	- 400	- 500
East India	Durgapur	-	-	-	-	39,500	- 100	- 300	+ 250
East India	Kolkata	-	-	-	-	40,200	- 100	- 300	+ 250
West India	Bhavnagar	-	-	-	-	41,500	0	- 800	- 1,500
West India	Goa	-	-	-	-	41,000	0	+ 500	+ 200
West India	Jalna	-	-	-	-	41,600	0	- 200	- 100
South India	Chennai	-	-	-	-	41,500	0	0	- 500
South India	HINDPUR	-	-	-	-	41,200	- 500	- 700	- 100
South India	Hyderabad	-	-	-	-	40,000	0	- 750	0
Eastern India	Ramgarh	-	-	-	-	39,200	- 100	- 500	+ 200

All prices are basic, GST @ 18% extra. Ingot - 3.5"*4.5", Commercial Grade, Billet - 100*100

Rebar (India)

Particular/Delivery	Size/Grade	Delivery	As On	Price	PRICE @ 18%GST	Change	1M	3M
Indian prices (in INR/MT)								
Exy-Delhi/NCR	12-32mm, BF Route, IS 1786 Fe 550D	Ex-Yard	31 Jan 17.35 IST	50,900	60,100	- 100	- 1,200	- 4,400
	12-32mm, BF Route, IS 1786 Fe 500D	Ex-Yard	31 Jan 17.35 IST	50,900	60,100	- 100	- 1,200	- 4,400
Exy-Durgapur	12-32mm BF Route, IS 1786 Fe 500D	Ex-Yard	31 Jan 17.35 IST	51,000	60,200	+ 200	- 700	- 3,300
	12-32mm BF Route, IS 1786 Fe 550D	Ex-Yard	31 Jan 17.35 IST	51,000	60,200	+ 200	- 700	- 3,300
Exy-Ahmedabad	12-32mm BF Route, IS 1786 Fe 500D	Ex-Yard	31 Jan 17.35 IST	51,500	60,800	- 100	- 900	- 3,800
	12-32mm BF Route, IS 1786 Fe 550D	Ex-Yard	31 Jan 17.35 IST	51,500	60,800	- 100	- 900	- 3,800
Exy-Mumbai	12-32mm, BF Route, IS 1786 Fe 500D	Ex-Yard	31 Jan 17.35 IST	52,200	61,600	0	- 400	- 2,800
	12-32mm, BF Route, IS 1786 Fe 550D	Ex-Yard	31 Jan 17.35 IST	52,200	61,600	0	- 400	- 2,800
Exy-Bangalore	12-32mm, BF Route, IS 1786 Fe 550D	Ex-Yard	31 Jan 17.35 IST	51,200	60,400	0	- 700	- 4,100
	12-32mm, BF Route, IS 1786 Fe 500D	Ex-Yard	31 Jan 17.35 IST	51,200	60,400	0	- 700	- 4,100
Exy-Chennai	12-32mm, BF Route, IS 1786 Fe 500D	Ex-Yard	31 Jan 17.35 IST	50,700	59,800	0	- 500	- 4,300
	12-32mm, BF Route, IS 1786 Fe 550D	Ex-Yard	31 Jan 17.35 IST	50,700	59,800	0	- 500	- 4,300
Exy-Hyderabad	12-32mm, BF Route, IS 1786 Fe 500D	Ex-Yard	31 Jan 17.35 IST	50,200	59,200	0	- 900	- 4,400
	12-32mm, BF Route, IS 1786 Fe 550D	Ex-Yard	31 Jan 17.35 IST	50,200	59,200	0	- 900	- 4,400
Indian prices (in INR/MT)								
Ex-Delhi/NCR	12-25mm, IF Route, Fe 500, IS 1786	Ex-Works	04 Feb 14.55 IST	45,500	53,700	- 300	+ 500	- 1,700
Ex-Jaipur	12-25mm IF route, Fe 500, IS 1786	Ex-Works	04 Feb 14.55 IST	44,900	53,000	- 300	- 100	- 700
Ex-Mandi Gobindgarh	12-25mm, IF Route, Fe 500, IS 1786	Ex-Works	04 Feb 14.55 IST	47,100	55,600	- 100	+ 100	- 500
Ex-Muzaffarnagar	12-25mm, IF Route, Fe 500, IS 1786	Ex-Works	04 Feb 17.59 IST	45,200	53,300	- 100	+ 600	- 700
Ex-Durgapur	12-25mm, IF Route, Fe 500D, IS 1786	Ex-Works	04 Feb 17.59 IST	44,900	53,000	- 100	+ 1,300	- 400
	12-25mm, IF Route, Fe 500, IS 1786	Ex-Works	04 Feb 17.59 IST	42,800	50,500	- 100	+ 1,400	- 200
Ex-Rourkela	12-25mm, IF Route, Fe 500, IS 1786	Ex-Works	04 Feb 14.55 IST	42,200	49,800	- 100	+ 400	- 800
	12-25mm, IF Route, Fe 500D, IS 1786	Ex-Works	04 Feb 14.55 IST	46,300	54,600	0	0	- 2,200
Ex-Raigarh	12-25mm, IF Route, Fe 500, IS 1786	Ex-Works	04 Feb 14.55 IST	41,500	49,000	- 100	+ 100	- 1,300
Ex-Raipur	12-25mm, IF Route, Fe 500, IS 1786	Ex-Works	04 Feb 17.59 IST	42,000	49,600	0	+ 200	- 1,600
	12-25mm, IF Route, Fe 500D, IS 1786	Ex-Works	04 Feb 14.55 IST	45,500	53,700	0	+ 100	- 1,500
Ex-Ahmedabad	12-25mm, IF Route, Fe 500, IS 1786	FOR	04 Feb 14.55 IST	47,200	55,700	0	- 1,500	+ 700

Ex-Goa	12-25mm, IF Route, Fe 500, IS 1786	Ex-Works	04 Feb 14.55 IST	46,300	54,600	-200	-400	-1,600
Ex-Jalna	12-25mm, IF Route, Fe 500, IS 1786	Ex-Works	04 Feb 14.55 IST	47,000	55,500	0	+400	-300
Ex-Mumbai	12-25mm, IF Route, Fe 500, IS 1786	Ex-Works	04 Feb 14.55 IST	47,100	55,600	0	0	-900
Ex-Bangalore	12-25mm, IF Route, Fe 550, IS 1786	Ex-Works	04 Feb 14.55 IST	47,200	55,700	0	+400	-1,000
	12-25mm, IF Route, Fe 550D, IS 1786	Ex-Works	04 Feb 14.55 IST	49,400	58,300	0	-300	-1,500
Ex-Chennai	12-25mm, IF Route, Fe 500, IS 1786	Ex-Works	04 Feb 14.55 IST	45,800	54,000	0	0	-1,700
Ex-Hyderabad	12-25mm, IF Route, Fe 500, IS 1786	Ex-Works	04 Feb 14.55 IST	44,500	52,500	+500	+200	-1,000
Ex-Patna	12-25mm IF route, Fe 500, IS 1786	Ex-Works	04 Feb 14.55 IST	43,200	51,000	-100	+200	+700

Structure (Medium & Small Scale Producers) (India)

Region/Zone	Particular	40 ANGLE	Change	1M	75 CHANNEL	Change	1M	200 BEAM	Change	1M
Indian prices (in INR/MT)										
North India	Ghaziabad	-	-	-	-	-	-	49,100	0	+800
East India	Durgapur	44,200	-300	0	44,200	-300	0	44,950	-300	+300
Central India	Raipur	44,200	-100	-400	43,600	-100	-400	-	-	-
West India	Ahmedabad	46,100	-200	-1,200	46,100	-200	-1,200	-	-	-
West India	Mumbai	48,900	0	-100	49,700	0	-100	-	-	-
South India	Hyderabad	46,900	-100	+200	46,500	-100	+200	-	-	-

Indian Structure price assessment frequency has been increased from weekly to daily basis, All prices are basic, Commercial Grade, Basic Price GST @ 18% extra

Wire Rod (India)

Particular	Size/Grade	Raipur	Change	W-O-W	Durgapur	Change	W-O-W
Indian prices (in INR/MT)							
SWRY 14 LC Gr 3, Induction route	5.5 mm	43,000	-200	-400	42,800	-100	-200
HB Wire, Induction route	12 Gauge	45,300	-200	-400	45,300	-100	-200
GI Wire, Induction route	12 Gauge	48,800	-200	-500	52,800	-100	-200
Barbed Wire, Induction route	12*12 Gauge	50,800	-200	-500	55,800	-100	-200
Binding Wire, Induction route	20 Gauge	51,500	-100	-400	51,600	-100	-200

Daily Assessment, Commercial Grade, Basic Price GST @ 18% extra

HRC (India)

Particular/Delivery	Size/Grade	Delivery	As On	Price	Change	1M	3M
Indian prices (in INR/MT)							
Delhi	2.5-8mm / CTL, IS2062, Gr E250 Br.	Ex-stockyard	04 Feb 17.40 IST	47,500	+500	+100	-350
Faridabad	2.5-8mm / CTL, IS2062, Gr E250 Br.	Ex-stockyard	04 Feb 17.40 IST	47,800	+600	+100	-450
	2.5-8mm / CTL, IS2062, Gr E350 Br.	Ex-stockyard	04 Feb 17.40 IST	50,800	+600	+100	-450
	1.8mm / CTL, IS2062, Gr E250 Br.	Ex-stockyard	04 Feb 17.40 IST	49,300	+600	+100	-450
Ludhiana	2.5-8mm / CTL, IS2062, Gr E250 Br.	Ex-stockyard	04 Feb 17.40 IST	48,500	+1,500	+500	0
Kolkata	2.5-8mm / CTL, IS2062, Gr E250 Br.	Ex-stockyard	04 Feb 17.40 IST	45,900	+400	+250	-700
Ahmedabad	2.5-8mm / CTL, IS2062, Gr E250 Br.	Ex-stockyard	04 Feb 17.40 IST	50,000	+1,300	+1,750	+800
	2.5-8mm / CTL, IS2062, Gr E350 Br.	Ex-stockyard	04 Feb 17.40 IST	51,700	+200	+2,100	+600
Mumbai	1.8mm / CTL, IS2062, Gr E250 Br.	Ex-stockyard	04 Feb 17.40 IST	50,200	+200	+2,100	+600
	2.5-8mm / CTL, IS2062, Gr E250 Br.	Ex-stockyard	04 Feb 17.40 IST	48,700	+200	+2,100	+600
Bangalore	2.5-8mm / CTL, IS2062, Gr E250 Br.	Ex-stockyard	04 Feb 17.40 IST	49,500	+500	-300	-1,700
Chennai	1.8mm / CTL, IS2062, Gr E250 Br.	Ex-stockyard	04 Feb 17.40 IST	51,100	+1,300	+1,000	-900
	2.5-8mm / CTL, IS2062, Gr E250 Br.	Ex-stockyard	04 Feb 17.40 IST	49,600	+1,300	+1,000	-300
Hyderabad	2.5-8mm / CTL, IS2062, Gr E250 Br.	Ex-stockyard	04 Feb 17.40 IST	47,300	+100	+250	-900

Weekly Assessment, Commercial Grade, *Basic Price GST @ 18% extra.,

CRC (India)

Particular/Delivery	Size/Grade	Delivery	As On	Price	Change	1M	3M
Indian prices (in INR/MT)							
Delhi	0.90mm / CTL, IS 513, CR1	Ex-stockyard	04 Feb 17.47 IST	53,800	0	+100	-2,400
Faridabad	0.5mm / CTL, IS 513, CR1	Ex-stockyard	04 Feb 17.47 IST	54,500	-100	-500	-2,650
	0.90mm / CTL, IS 513, CR1	Ex-stockyard	04 Feb 17.47 IST	53,000	-100	-500	-2,650
Ludhiana	0.90mm / CTL, IS 513, CR1	Ex-stockyard	04 Feb 17.47 IST	53,300	0	-200	-1,900
Kolkata	0.90mm / CTL, IS 513, CR1	Ex-stockyard	04 Feb 17.47 IST	51,000	0	+100	-2,550
Ahmedabad	0.90mm / CTL, IS 513, CR1	Ex-stockyard	04 Feb 17.47 IST	56,500	+500	+800	-300

Mumbai	0.5mm / CTL, IS 513, CR1	Ex-stockyard	04 Feb 17.47 IST	55,200	0	+ 300	- 2,350
	0.90mm / CTL, IS 513, CR1	Ex-stockyard	04 Feb 17.47 IST	53,700	0	+ 300	- 2,350
Bangalore	0.9mm / CTL, IS 513, CR1	Ex-stockyard	04 Feb 17.47 IST	56,000	0	- 1,000	- 2,450
Chennai	0.90mm / CTL, IS 513, CR1	Ex-stockyard	04 Feb 17.47 IST	58,000	0	- 800	- 1,000
	0.5mm / CTL, IS 513, CR1	Ex-stockyard	04 Feb 17.47 IST	59,500	0	- 1,000	- 1,000
Hyderabad	0.90mm / CTL, IS 513, CR1	Ex-stockyard	04 Feb 17.47 IST	54,900	+ 100	- 300	- 1,750

Weekly Assessment, Commercial Grade, *Basic Price GST @ 18% extra.,

HR Plate (India)

Particular/Delivery	Size/Grade	Delivery	As On	Price	Change	1M	3M
Indian prices (in INR/MT)							
Delhi	60-100mm, Gr E350 Br.	Ex-stockyard	29 Jan 18.09 IST	58,700	0	+ 200	- 2,600
	5-10mm, Gr E350 Br.	Ex-stockyard	29 Jan 18.09 IST	52,100	- 200	+ 400	- 400
	20-40mm, Gr E350 Br.	Ex-stockyard	29 Jan 18.09 IST	54,800	0	+ 200	- 2,500
	60-100mm, Gr E250 Br.	Ex-stockyard	29 Jan 18.09 IST	55,200	0	+ 100	- 2,600
	5-10mm, Gr E250 Br.	Ex-stockyard	29 Jan 18.09 IST	48,500	- 300	+ 200	- 500
	20-40mm, Gr E250 Br.	Ex-stockyard	29 Jan 18.09 IST	51,300	0	+ 200	- 2,600
Mumbai	60-100mm, Gr E350 Br.	Ex-stockyard	29 Jan 18.09 IST	59,500	+ 100	+ 1,300	- 1,000
	5-10mm, Gr E350 Br.	Ex-stockyard	29 Jan 18.09 IST	52,100	+ 200	+ 500	- 400
	20-40mm, Gr E350 Br.	Ex-stockyard	29 Jan 18.09 IST	55,700	+ 100	+ 1,400	- 1,200
	60-100mm, Gr E250 Br.	Ex-stockyard	29 Jan 18.09 IST	56,200	0	+ 1,500	- 1,200
	5-10mm, Gr E250 Br.	Ex-stockyard	29 Jan 18.09 IST	48,600	+ 200	+ 500	- 400
	20-40mm, Gr E250 Br.	Ex-stockyard	29 Jan 18.09 IST	52,200	+ 100	+ 1,400	- 1,100

Weekly Assessment, Commercial Grade, Basic Price GST @ 18% extra

GP (India)

Indian prices (in INR/MT)							
Delhi	0.7mm / CTL, 80 GSM, IS277	Ex-stockyard	30 Jan 19.03 IST	57,000	+ 100	- 400	+ 500
	0.7mm / CTL, 120 GSM, IS277	Ex-stockyard	30 Jan 19.03 IST	58,000	+ 100	- 400	+ 500
	0.6mm / CTL, 120 GSM, IS277	Ex-stockyard	30 Jan 19.03 IST	59,500	+ 100	- 400	+ 500
Mumbai	0.8mm / CTL, 80 GSM, IS277	Ex-stockyard	30 Jan 19.03 IST	56,900	+ 500	+ 300	+ 100
	0.8mm / CTL, 120 GSM, IS277	Ex-stockyard	30 Jan 19.03 IST	57,900	+ 400	+ 300	+ 100
	0.6mm / CTL, 120 GSM, IS277	Ex-stockyard	30 Jan 19.03 IST	59,500	+ 500	+ 400	+ 200
Chennai	0.8-1.6mm / CTL, 80 GSM, IS277	Ex-stockyard	30 Jan 19.03 IST	59,000	+ 1,000	+ 600	- 200
	0.8-1.6mm / CTL, 120gsm, IS277	Ex-stockyard	30 Jan 19.03 IST	61,500	+ 1,000	+ 700	- 200
	0.6mm / CTL, 120 GSM, IS277	Ex-stockyard	30 Jan 19.03 IST	63,000	+ 1,000	+ 700	- 200
Hyderabad	0.8mm / CTL, 80 GSM, IS277	Ex-stockyard	30 Jan 19.03 IST	55,800	- 400	- 500	- 3,700
	0.8mm / CTL, 120 GSM, IS277	Ex-stockyard	30 Jan 19.03 IST	59,300	- 400	- 500	- 2,700
	0.6mm / CTL, 120 GSM, IS277	Ex-stockyard	30 Jan 19.03 IST	60,800	- 400	- 500	- 2,700

PPGI (India)

Particular/Delivery	Size/Grade	Delivery	As On	Price	Change	1M	3M
Indian prices (in INR/MT)							
Delhi	0.5mm / CTL, 90 GSM, IS14246	Ex-stockyard	30 Jan 18.52 IST	67,500	+ 200	- 500	+ 400
Mumbai	0.5mm / CTL, 90 GSM, IS14246	Ex-stockyard	30 Jan 18.52 IST	66,800	+ 400	+ 200	- 300

MS Pipes (India)

Indian prices (in INR/MT)							
Ex-Raipur	41-60 OD (Patra Based)	Ex-works	04 Feb 16.06 IST	41,000	0	- 100	- 1,800
Ex-Mandi Gobindgarh	41-60 OD (Patra Based)	Ex-works	04 Feb 16.06 IST	44,100	- 100	- 400	- 1,900
Exy-Delhi	2.2-6mm, IS 1239,IS 1161 (HR Coil Based)	Ex-Yard	29 Jan 17.51 IST	52,500	0	0	+ 500
Exy-Raipur	2.2-6mm, IS 1239,IS 1161 (HR Coil Based)	Ex-Yard	29 Jan 17.51 IST	52,000	0	+ 1,000	+ 500
Exy-Mumbai	2.2-6mm, IS 1239,IS 1161 (HR Coil Based)	Ex-Yard	29 Jan 17.51 IST	51,500	0	0	0
Exy-Pune	2.2-6mm, IS 1239,IS 1161 (HR Coil Based)	Ex-Yard	29 Jan 17.51 IST	51,500	0	0	0
Exy-Bangalore	2.2-6mm, IS 1239,IS 1161 (HR Coil Based)	Ex-Yard	29 Jan 17.51 IST	52,000	0	0	0
Exy-Hyderabad	2.2-6mm, IS 1239,IS 1161 (HR Coil Based)	Ex-Yard	29 Jan 17.51 IST	52,000	0	0	0

Billet (Global)

Particular/Delivery	Size/Grade	Delivery	As On	Price	Change	1M	3M
Global prices (in USD/MT)							
FOB Iran	130*130, 3SP	-	31 Jan 18.22 IST	\$423	0	- 21	- 39.5
FOB Russia	130*130, 3SP	-	31 Jan 18.22 IST	\$432	- 3	- 13	- 38
CNF Nepal	100*100, IS 2831 (IF Grade)	-	31 Jan 18.20 IST	\$486	+ 6	- 1	- 7
CNF Philippines	150*150, 3SP	-	31 Jan 18.20 IST	\$455	0	- 5	- 41

CNF Turkey 120*120 - 31 Jan | 18.20 IST \$445 -5 -15 -47

Weekly Assessment

Rebar (Global)

Particular/Delivery	Size/Grade	Delivery	As On	Price	Change	1M	3M
Global prices (in USD/MT)							
FOB Turkey	12-32mm, Commercial	-	31 Jan 14.19 IST	\$555	+5	-20	-40

Wire Rod (Global)

Particular/Delivery	Size/Grade	Delivery	As On	Price	Change	1M	3M
Global prices (in USD/MT)							
CNF Nepal	5.5-6.0mm, Commercial Grade	-	01 Feb 13.07 IST	\$510	0	-15	-25
	6-8 mm, ASTM A510 SAE 1008	-	18 Jan 13.05 IST	\$600	0	NA	NA

HRC (Global)

Particular/Delivery	Size/Grade	Delivery	As On	Price	Change	1M	3M
Global prices (in USD/MT)							
CNF Bangladesh	2mm, SAE 1006 (China origin)	-	04 Feb 18.03 IST	\$510	0	+10	-35
CNF Dubai	2mm, SAE1006 (India origin), SAE1006	-	04 Feb 18.03 IST	\$530	0	-5	-30
CNF Europe	3-4mm (China Origin), S235JR	-	04 Feb 18.03 IST	\$495	0	+10	-20
	3mm+ (India Origin), S275	-	04 Feb 18.03 IST	\$590	0	0	0
CNF India	2-12 mm, SS400 (China Origin)	-	04 Feb 18.03 IST	\$500	0	+5	-25
	3mm, SS400 (South Korea Origin)	-	10 Dec 18.58 IST	\$540	0	NA	+10
CNF Nepal	2mm, SAE1006 (India origin), SAE1006	-	04 Feb 18.03 IST	\$520	-5	-10	-25
CNF Pakistan	2mm, SS400 (China origin), SS400	-	04 Feb 18.03 IST	\$490	0	+10	-22
	2mm, SS400 (Japan origin), SS400	-	24 Dec 18.32 IST	\$525	0	NA	NA
CNF UAE	2mm, SAE1006 (China Origin)	-	04 Feb 18.03 IST	\$505	0	+5	-30
CNF Vietnam	2 mm, SAE 1006 (Formosa, skin pass)	-	11 Jan 13.01 IST	\$515	-6	0	-26
	2-3mm, SAE 1006 (China Origin)	-	04 Feb 18.03 IST	\$485	0	-10	-35
	Thickness - 2-6 mm, Width - 1.1-1.3m	-	03 Jan 12.41 IST	\$519	-6	NA	NA
FOB Black Sea	3mm, SAE1006	-	04 Feb 18.04 IST	\$480	+5	-5	-30
FOB China	3-12mm, SS400	-	04 Feb 18.04 IST	\$475	0	+10	-20
FOB India	2.5 mm, SAE1006	-	04 Feb 18.04 IST	\$505	0	NA	NA
FOB Japan	2mm, SS400	-	04 Feb 18.04 IST	\$480	-5	NA	NA
FOB South Korea	1.6-2.5mm, SAE 1006	-	10 Dec 18.47 IST	\$505	0	NA	+5

CRC (Global)

Particular/Delivery	Size/Grade	Delivery	As On	Price	Change	1M	3M
Global prices (in USD/MT)							
FOB China	0.90mm, SPCC	-	29 Jan 18.01 IST	\$545	0	-10	-20
FOB India	0.9 mm, IS 513 Gr.O	-	29 Jan 18.01 IST	\$610	0	-15	-45
FOB Russia	0.90mm, SPCC	-	29 Jan 18.01 IST	\$572	0	-28	-38

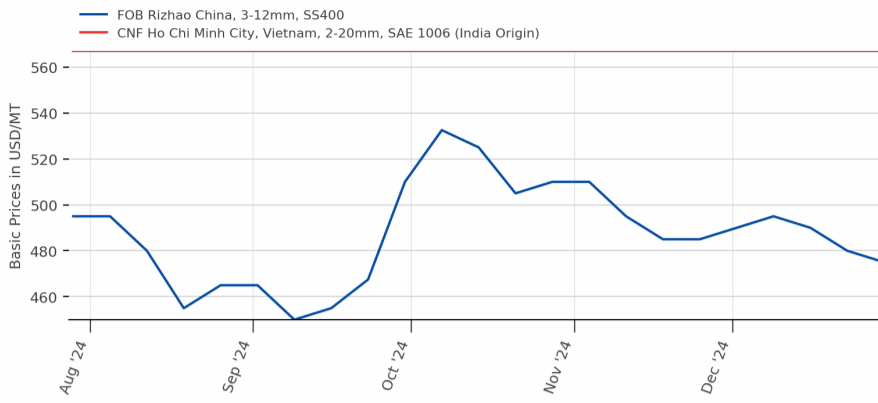
HR Plate (Global)

Particular/Delivery	Size/Grade	Delivery	As On	Price	Change	1M	3M
Global prices (in USD/MT)							
FOB China	5-10mm, SS 400	-	29 Jan 18.03 IST	\$485	0	-25	-30

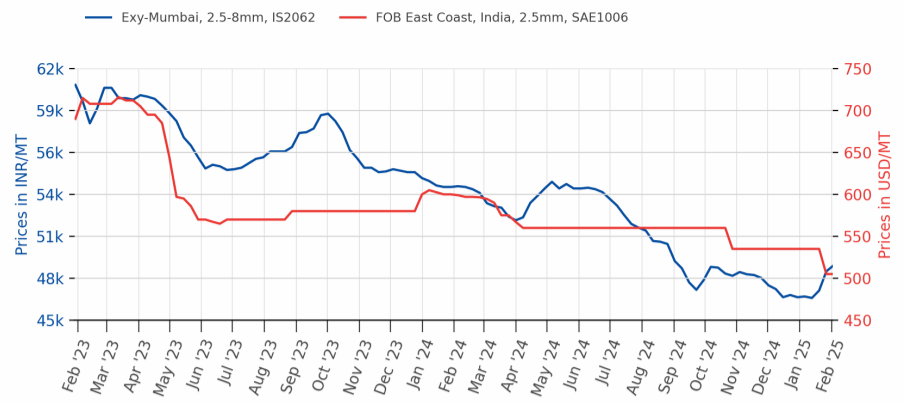
GP (Global)

Particular/Delivery	Size/Grade	Delivery	As On	Price	Change	1M	3M
Global prices (in USD/MT)							
FOB China	DX51D+z80, Width 1,000-1,500 mm, thickness 0.5-2mm	-	30 Jan 18.28 IST	\$570	0	-15	-30
FOB India	Width 900-1250mm, thickness 0.50mm, DX51D+z80, BS EN 10142:2000	-	30 Jan 18.28 IST	\$735	0	-10	-15

Note:- W-O-W: Week On Week, 1M: Change over last month, 3M: Change over last 3 months



Source:BigMint



Source:BigMint

BigMint HRC (SAE 1006) FOB India Index price

Indian HRC Index \$505/t
Assessment date- 04-Feb-25

Source: BigMint

India's HRC export offers remain stable in recent deal

2025-02-04

[READ MORE](#)

India: Billet index (daily), exw Raipur

Source: BigMint.
Note: Billet trade volumes (provisional) recorded by BigMint

INR 38,850/t (-300), Trade Volume: 1,500 t
4th Feb'25, 18:00 hrs

India: BigMint's billet index falls further by INR 300/t d-o-d - 4 Feb

2025-02-04

[READ MORE](#)

Indian DRI, billet and rebar prices, Exw Raipur

Source: BigMint

Indian DRI, billet, rebar update - 4 Feb

2025-02-04

[READ MORE](#)

India: Brandwise rebar offers

India's Brand wise rebar offers from IF route mills - 4 Feb

2025-02-04

[READ MORE](#)

India: Daily Trade Sheet for steel & related commodities

BigMint's daily trade sheet - 03 Feb'25

2025-02-04

[READ MORE](#)

India's state-wise crude steel production in 2024

State	Production (mnt)	% Change (y-o-y)
Odisha	26.6	+7%
Chhattisgarh	21.0	+14%
Jharkhand	19.9	+6%
Maharashtra	16.0	+5%
West Bengal	14.0	+11%
Karnataka	13.5	0%
Gujarat	10.9	+6%
Andhra Pradesh	6.0	-9%
Punjab	6.0	+4%
Others	16.0	+2%

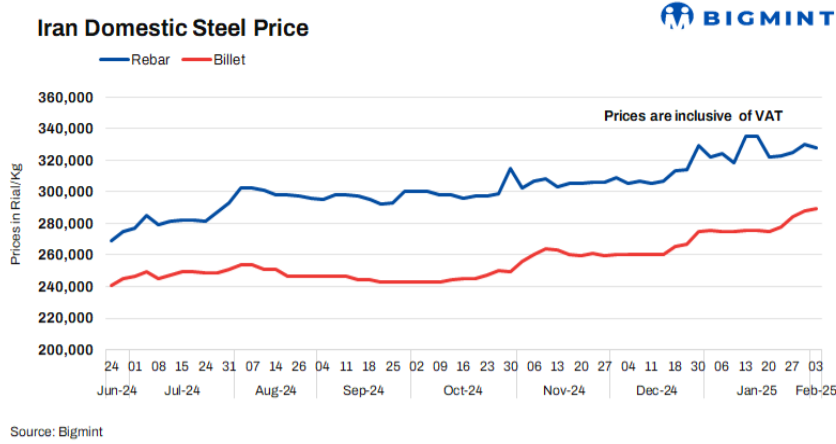
India's state-wise crude steel production in 2024: 148.8 mnt (+6% y-o-y)

All above figures are rounded off | Quantity in million tonnes (mnt) | % change in year-on-year (y-o-y) | Source: BigMint

India's crude steel production rises around 6% y-o-y in CY'24. How did the key states perform?

2025-02-04

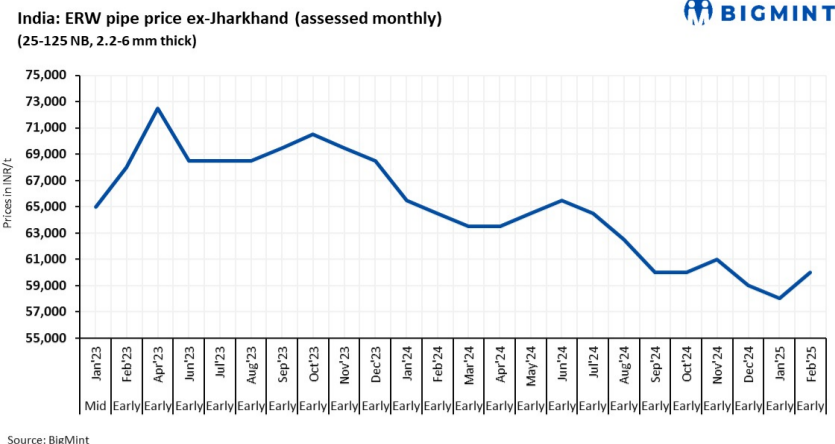
[READ MORE](#)



Iran: Domestic billet prices rise on higher DRI costs, while rebar tags drop

2025-02-03

[READ MORE](#)



India: Major producer hikes ERW pipe prices for early-Feb'25 sales

2025-02-03

[READ MORE](#)

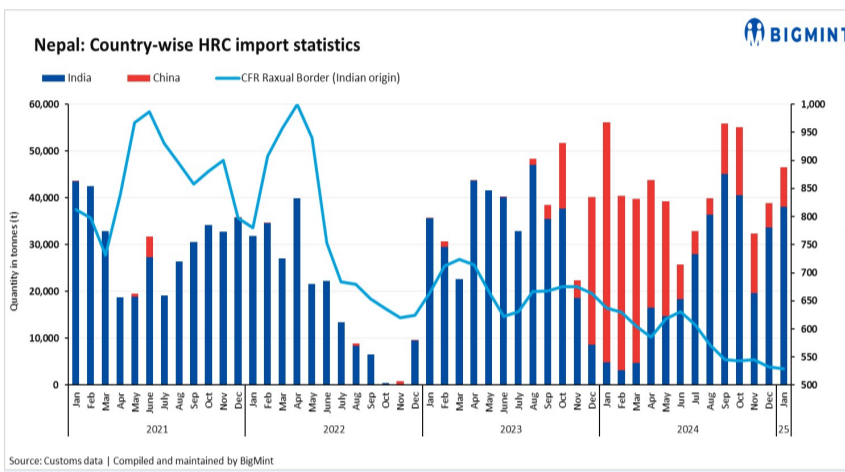


India: Namco Enhances Capacity with 2,500 mm Plate Mill

India: Namco Industries commissions wide plate mill in Maharashtra

2025-01-29

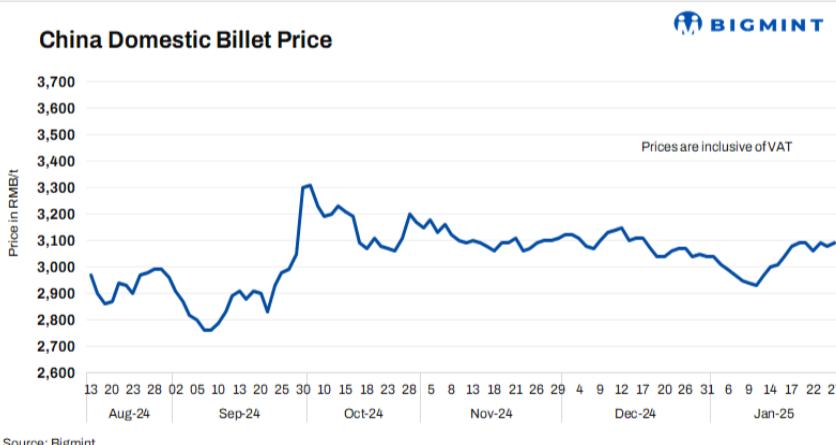
[READ MORE](#)



India: HRC export offers to Nepal drop by \$5/t w-o-w in recent deal

2025-01-29

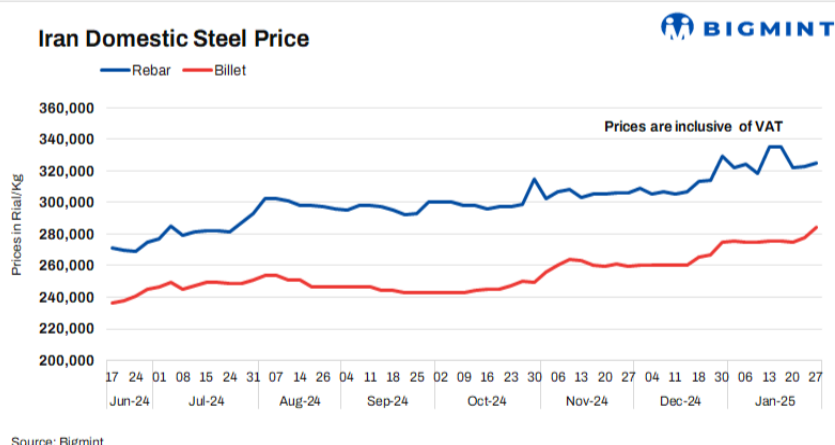
[READ MORE](#)



China: Steel billet prices edge up by RMB 10/t (1/t) ahead of Lunar New Year holidays

2025-01-27

[READ MORE](#)



Iran: Domestic billet, rebar prices increase amid supply concerns

2025-01-27

[READ MORE](#)

Ferro Alloy

Manganese Ore (India)

Particular/Delivery	Size/Grade	Delivery	As On	Price	Change	1M	3M
Indian prices (in INR/MT)							
Odisha	6-80 mm, Mn 30%	Ex-Mines	10 Jan 12.26 IST	10,925	+ 425	0	+ 575

Weekly Assessment, Prices Ex-Mines Basis Including Royalty

Chrome Ore (India)

Particular/Delivery	Size/Grade	Delivery	As On	Price	Change	1M	3M
Indian prices (in INR/MT)							
Ex-Jajpur (OMC-eAuction)	Friable 54%+	Ex-Mines	17 Jan 19.29 IST	34,993	+ 7,785	+ 7,785	NA
	Friable 52-54%	Ex-Mines	17 Jan 19.29 IST	22,741	+ 997	+ 997	NA
	Friable 50-52%	Ex-Mines	18 Dec 18.48 IST	20,100	- 11,071	0	NA
	Lumps, Friable 48-50%	Ex-Mines	17 Jan 19.29 IST	23,623	+ 3,072	+ 3,072	NA

OMC E-Auction Prices Including Royalty

Silico Manganese (India)

Particular/Delivery	Size/Grade	Delivery	As On	Price	Change	1M	3M
Indian prices (in INR/MT)							
Ex-Durgapur	10-150 mm, LC (Mn 55% min.)	Ex-Works	30 Jan 10.33 IST	91,500	- 200	+ 2,500	+ 6,600
	10-150 mm, MC (Mn 53% min.)	Ex-Works	30 Jan 10.33 IST	83,800	- 600	+ 1,100	+ 3,600
	10-50 MM, HC 60-14	Ex-Works	04 Feb 18.39 IST	71,700	+ 200	+ 1,900	+ 5,640
	25-150 mm, HC 60-14	Ex-Works	04 Feb 18.39 IST	71,200	+ 200	+ 1,900	+ 5,640
Ex-Raipur	25-150 mm, HC 60-14	Ex-Works	04 Feb 18.39 IST	72,000	+ 600	+ 2,230	+ 5,820
Ex-Vizag	25-150 mm, HC 60-14	Ex-Works	04 Feb 18.39 IST	72,300	+ 400	+ 1,940	+ 6,180

Weekly Assessment; All Prices are basic; GST @ 18% extra

Ferro Manganese (India)

Particular/Delivery	Size/Grade	Delivery	As On	Price	Change	1M	3M
Indian prices (in INR/MT)							
Ex-Durgapur	10-150 mm, MC (Mn 70% min)	Ex-Works	30 Jan 10.34 IST	99,200	+ 400	+ 2,200	+ 6,200
	25-150 mm, HC 70%	Ex-Works	04 Feb 18.37 IST	75,000	0	+ 1,680	+ 7,760
Ex-Raipur	25-150 mm, HC 70%	Ex-Works	04 Feb 18.37 IST	75,000	0	+ 1,380	+ 7,900

Weekly Assessment; All Prices are basic; GST @ 18% extra

Ferro Chrome (India)

Particular/Delivery	Size/Grade	Delivery	As On	Price	Change	1M	3M
Indian prices (in INR/MT)							
Ex-Durgapur	10-60 mm, LC 60%	Ex-Works	30 Jan 10.15 IST	207,800	0	- 1,450	- 4,200
Ex-Jajpur	10-150mm, HC 60%, Si- 4%	Ex-Works	31 Jan 10.40 IST	97,600	- 500	- 4,500	- 12,350
	10-150mm, HC 60%, Si - 2%	Ex-Works	30 Jan 10.15 IST	104,900	0	- 3,100	- 11,100

Weekly Assessment; All Prices are basic; GST @ 18% extra

Ferro Silicon (India)

Particular/Delivery	Size/Grade	Delivery	As On	Price	Change	1M	3M
Indian prices (in INR/MT)							
Ex-Guwahati	25-150 mm, FeSi 70%	Ex-Works	03 Feb 18.04 IST	101,700	- 500	- 2,300	- 7,300
Ex-Bhutan	25-150 mm, FeSi 70%	Ex-Works	03 Feb 18.04 IST	101,400	- 700	- 2,650	- 8,600

Weekly Assessment; All Prices are basic; GST @ 18% extra

Noble Ferro Alloys (India)

Particular/Delivery	Size/Grade	Delivery	As On	Price	Change	1M	3M
Indian prices (in INR/MT)							
Ex-Raipur	10-100 mm, FeV50%	Ex-Plant	29 Jan 11.03 IST	1,076,250	- 9,750	- 10,450	- 49,250
Ex-India	10-100 mm, Mo: 60%	Ex-Plant	31 Jan 10.25 IST	2,522,500	+ 4,500	+ 20,750	- 87,500

Manganese Ore (Global)

Particular/Delivery	Size/Grade	Delivery	As On	Price	Change	1M	3M
Global prices (in USD/MT)							
CNF China	Lumps, Mn 37% (USD/dmtu)	-	01 Feb 11.02 IST	\$4.22/dmtu	0	+ 0.26	+ 0.47
	Lumps, Mn 44% (USD/dmtu)	-	01 Feb 11.02 IST	\$4.33/dmtu	+ 0.02	+ 0.25	+ 0.41

CNF India	Lumps, Mn 37%, (South African origin) (USD/dmtu)	-	01 Feb 11.02 IST	\$4.37 /dmtu	0	+ 0.26	+ 0.47
	Lumps, Mn 44% (USD/dmtu)	-	01 Feb 11.02 IST	\$4.48 /dmtu	+ 0.02	+ 0.25	+ 0.43
	Lumps, Mn 46%, (USD/dmtu)	-	01 Feb 11.02 IST	\$4.79 /dmtu	+ 0.18	+ 0.27	+ 0.44

Weekly Assessment

Chrome Ore (Global)

Global prices (in USD/MT)							
CNF China	Conc 40-42%, S. Africa	-	28 Jan 18.01 IST	\$200	0	0	- 70
	Conc 46-48%, Turkish	-	28 Jan 18.01 IST	\$300	0	0	- 75

Weekly Assessment

Silico Manganese (Global)

Global prices (in USD/MT)							
FOB India	25-150 mm, HC 60-14	-	04 Feb 18.38 IST	\$860	+ 5	+ 24	+ 47.6
	25-150 mm, HC 65-16	-	04 Feb 18.38 IST	\$958	+ 3	+ 21.8	+ 60.6

Weekly Assessment

Ferro Manganese (Global)

Global prices (in USD/MT)							
FOB India	25-150 mm, HC 70%	-	04 Feb 18.40 IST	\$882	+ 3	+ 12.2	+ 57
	25-150 mm, HC 75%	-	04 Feb 18.40 IST	\$965	+ 8	+ 24.8	+ 59.8

Weekly Assessment

Ferro Chrome (Global)

Global prices (in USD/MT)							
CNF China	10-150mm, HC 60% (cents/lb)	-	29 Jan 10.26 IST	¢76 /lb	0	- 5	- 14.5
CNF Japan	10-50mm, HC 60% (cents/lb)	-	29 Jan 10.26 IST	¢91 /lb	+ 2	0	- 6
CNF South Korea	10-50mm, HC 60% (cents/lb)	-	29 Jan 10.26 IST	¢82 /lb	0	- 7	- 14

Weekly Assessment

Ferro Silicon (Global)

Global prices (in USD/MT)							
FOB China	10-50 mm, FeSi 75%	-	03 Feb 18.08 IST	\$1,150	0	- 20	- 95
FOB India	10-50 mm, FeSi 70%	-	03 Feb 18.08 IST	\$1,245	- 8	- 23	- 70

Weekly Assessment

India: Silico manganese export prices

— 60-14; FOB India — 65-16; FOB India

Prices in USD/t

Source: BigMint

India's silico manganese exports see price uptick amid higher ore costs

2025-02-04

[READ MORE](#)

Ferro silicon trades vs index

■ Bhutan trade ■ Guwahati trade — Monthly average prices exw- Guwahati

Quantity in t

Prices in INR/t

INR 101,700/t (-400/t w-o-w) exw-Guwahati on 3 Feb'25

Source: BigMint | Note: Trade volumes recorded by BigMint

Bhutan: Ferro silicon offers for Feb'25 drop by INR 4,000/t (\$46/t) m-o-m

2025-02-04 19:05:45

[READ MORE](#)

Non Ferrous

Aluminium (India)

Particular/Delivery	Size/Grade	Delivery	As On	Price	Change	1M	3M
Indian prices (in INR/MT)							
Aluminium Extrusion Scrap, Exy-Delhi	6063 & 6061 (Mix)	Ex-Yard	04 Feb 16.54 IST	200,000	+1,000	+2,000	+4,000
Aluminium Utensil Scrap, Exy-Delhi	Loose	Ex-Yard	04 Feb 16.54 IST	196,000	0	+2,000	+3,000
Aluminium Taint Tabor Scrap, Exy-Delhi	Loose	Ex-Yard	04 Feb 16.54 IST	175,000	0	0	-5,000
Aluminium Tense Scrap, Exy-Delhi	Solid (Loose)	Ex-Yard	04 Feb 16.54 IST	174,000	0	0	+2,000
Aluminium Ingot P1020, Exy-Delhi	Ingot EC Grade 99.70%	Ex-Yard	04 Feb 16.54 IST	268,000	0	+16,000	+12,000
Aluminium Ingot ADC12, Exw-Delhi NCR	Automobile OEM Approved	Exw-Delhi NCR	08 Jan 16.58 IST	208,000	-1,000	-1,000	-1,000
	Non-OEM	Ex-Works	29 Jan 17.13 IST	202,000	0	0	+2,000
Aluminium Utensil Scrap, Exy-Mumbai	Utensil (Loose)	DAP	04 Feb 16.54 IST	198,000	0	+5,000	+4,000
Aluminium Ingot P1020, Exy-Mumbai	Ingot EC Grade 99.70%	Ex-Yard	04 Feb 16.54 IST	258,000	+3,000	+16,000	+17,000
Aluminium Extrusion Scrap, Exy-Mumbai	6063 (Loose)	Ex-Yard	04 Feb 16.54 IST	210,000	0	+4,000	+5,000
Aluminium Tense Scrap, Exy-Chennai	Solid (Loose)	Ex-Yard	04 Feb 16.54 IST	175,000	0	0	+2,000
Aluminium Ingot ADC12, Exw-Chennai	Automobile OEM Approved	Exw-Chennai	08 Jan 16.58 IST	208,000	0	0	-2,000
	Non-OEM	Ex-Works	29 Jan 17.13 IST	203,000	0	0	+1,000

Aluminium (Global)

Particular/Delivery	Size/Grade	Delivery	As On	Price	Change	1M	3M
Global prices (in USD/MT)							
Aluminium Extrusion Scrap, CFR Nhava Sheva, Middle East	6063 (Briquetted)	-	04 Feb 17.16 IST	\$2,490	+30	+60	-10
Aluminium Taint Tabor Scrap, CFR Nhava Sheva, Middle East	Briquetted, Clean	-	04 Feb 17.16 IST	\$2,220	0	+15	-30
Aluminium Taint Tabor, CFR Nahva Sheva, UK	Cut and sheared 9-10% attachment	-	04 Feb 17.16 IST	\$1,860	+5	+60	+20
Aluminium Taint Tabor, CFR Nahva Sheva, US	HRB, Attachment 3%	-	04 Feb 17.16 IST	\$2,050	0	+60	+35
Aluminium Talk Scrap, CFR Nhava Sheva, Middle East	Solid (Clean)	-	04 Feb 17.16 IST	\$4,700	0	+140	+190
Aluminium Talk, CFR Nahva Sheva, US	Solid (Clean)	-	04 Feb 17.16 IST	\$4,850	0	-10	-30
Aluminium Tense Scrap, CFR Nhava Sheva, Middle East	Attachments 8-9%, Mix	-	04 Feb 17.16 IST	\$1,820	0	+30	+50
Aluminium Tense, CFR Nahva Sheva, US	Attachments 6-7%	-	04 Feb 17.16 IST	\$1,850	-10	+30	+10
Aluminium Wheel Scrap, CFR Nahva Sheva, UK	Solid (Loose)	-	04 Feb 17.16 IST	\$2,420	0	+50	-55
Aluminium Zorba 95-5, CFR Nhava Sheva, UK	20 mm, Solid (Shredded)	-	04 Feb 17.16 IST	\$2,060	-20	0	-40
Silicon Metal, CFR Mundra, China	Grade 553 Si- 98.5%	-	04 Feb 17.16 IST	\$1,530	+10	-120	-210

Copper (India)

Particular/Delivery	Size/Grade	Delivery	As On	Price	Change	1M	3M
Indian prices (in INR/MT)							

Copper Secondary CC Wire Rods, Exw-Delhi	8 mm, Cu 99% min	Ex-works	04 Feb 17.21 IST	808,000	+ 10,000	+ 19,200	+ 5,400
Copper Primary CC Wire Rods, Exw-Delhi	8 mm, Cu 99.99%	Ex-works	04 Feb 17.21 IST	830,000	+ 10,000	+ 17,400	+ 12,000
Copper Armature Scrap, Exy-Delhi	Cu 99%	Ex-Yard	04 Feb 17.21 IST	758,000	+ 8,000	+ 11,000	+ 9,000
Copper Primary CC Wire Rods (CCR), Exy-Mumbai	8 mm, Cu 99.99%	Ex-Yard	04 Feb 17.21 IST	844,000	+ 11,000	+ 19,400	+ 26,800
Copper Armature Scrap, Exy-Mumbai	Cu - 98%	DAP	04 Feb 17.21 IST	781,000	+ 7,000	+ 4,600	+ 5,800
Brass Honey Scrap, Exy-Mumbai	Cu 63% Zn 33%	DAP	04 Feb 17.21 IST	520,000	-2,000	+ 9,400	+ 16,000

Zinc (India)

Particular/Delivery	Size/Grade	Delivery	As On	Price	Change	1M	3M
Indian prices (in INR/MT)							
Zinc Special High Grade Ingot, Exw-Delhi	Ingot, Zn 99.99%	Ex-works	04 Feb 16.37 IST	276,000	+ 6,000	- 5,500	- 9,700
Zinc Special High Grade Ingot, Exy-Mumbai	Ingot, Zn 99.995%	Ex-Yard	04 Feb 16.37 IST	269,000	+ 1,000	- 7,600	- 10,600

Lead (India)

Particular/Delivery	Size/Grade	Delivery	As On	Price	Change	1M	3M
Indian prices (in INR/MT)							
Lead Remelted Ingot, Exw-Delhi	Ingot, Pb 99%	Ex-works	04 Feb 16.46 IST	178,000	0	+ 5,800	+ 200
Lead Primary Ingot, Exw-Delhi	Ingot, Pb 99.99%	Ex-works	04 Feb 16.46 IST	199,000	-1,000	+ 9,000	+ 4,400
Lead Primary Ingot, Exy-Mumbai	Ingot, Pb 99.99%	Ex-Yard	04 Feb 16.46 IST	181,000	+ 1,000	- 400	- 4,000

India: Imported aluminium scrap price trend

Particular/Delivery/Region	Price \$/t	W-O-W Change (\$/t)
Tense Scrap, CFR Nhava Sheva, Middle East	1,820	+50
Extrusion 6063 Scrap, CFR Nhava Sheva, Middle East	2,490	+90
Zorba 95-5, CFR Nhava Sheva, UK	2,060	+10
Wheel Scrap, CFR Nhava Sheva, UK	2,420	-30
Taint labor, CFR Nahva Sheva, US	2,050	+10
Silicon Metal 553, CFR Mundra, China	1,530	0

Source: BigMint

India: Imported aluminium scrap prices rise w-o-w following hike in LME tags

2025-02-04

[READ MORE](#)

Non-ferrous updates: 04-02-2025

Commodity	LME 3M (\$/t)	%Change	LME Stocks (t)	%Change	MCX (INR/t)	%Change	SHFE (RMB/t)	%Change
Aluminium	2,623	+1.12%	5,87,200	-0.11%	2,48,000	-0.70%	20,245	-0.15%
Nickel	15,208	-0.01%	1,72,500	+0.11%	13,33,000	0.00	1,24,070	+0.08%
Copper	9,099	+0.56%	2,55,125	-0.43%	8,22,000	-0.62%	75,550	+0.15%
Zinc	2,799	+2.08%	1,79,275	-0.80%	2,61,000	-0.40%	23,635	-0.76%
Lead	1,945	-0.21%	2,20,625	-0.38%	1,79,000	+0.70%	16,705	-0.42%

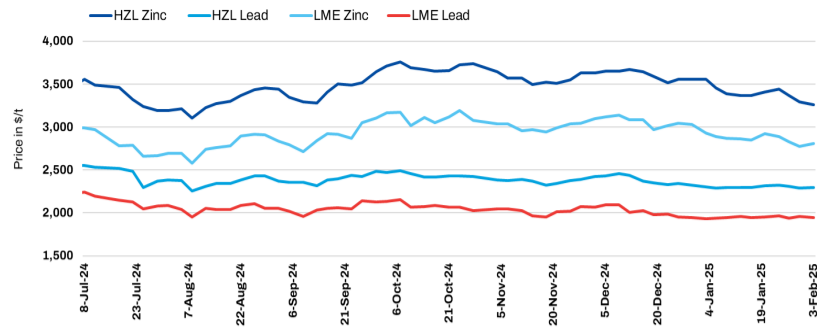
% Change d-o-d basis | Source: LME, MCX, SHFE

Base metals prices on LME show positive trends

2025-02-04

[READ MORE](#)

HZL: Zinc and lead ingot prices



Source: HZI | BigMint | IST 12:00 PM

India: HZL raises lead prices by INR 1,500/t (\$17/t), trims zinc tags by INR 1,400/t (\$16/t)

2025-02-04 12:32:15

[READ MORE](#)

India: BigMint's billet index falls further by INR 300/t d-o-d - 4 Feb

04 Feb 2025

BigMint's billet index continued to fall. On Monday, it decreased by INR 300/tonne (t) today, to INR 38,850/t exw-Raipur on 4 February 2025.

The sharp decline today was primarily driven by weakened buying demand across both the semi-finished and finished steel segments. Market participants anticipate further corrections in spot prices as finished steel sales remain sluggish.

Buyers are adopting a cautious stance, actively seeking material at the lower end of the price spectrum to align with the current steel demand scenario. On pan-India basis, semi-finished prices fell by INR 100-500/t.

In Raipur, rebar prices remained firm today, while wire rods decreased by INR 200/t d-o-d. Additionally, sponge iron prices in Raipur dropped by INR 150/t d-o-d today.

The conversion spread from sponge iron (PDRI) to billets for standalone furnaces in the Raipur cluster was recorded at INR 14,100/t.

Rationale

This index is derived based on transactions, offers, bids, and indicative price data sets. Transactions are considered T1 and given a weightage of 50%,

whereas other data sets are considered as T2 and given a weightage of the balance 50%.

Transactions (T1) - Two trades at INR 38,800-39,000/t were recorded during the 2:30 pm to 5:30 pm BigMint trading window and considered for final price calculation as T1 inputs. The average of these transactions was INR 38,800/t, which was given a 50% weightage in the final price calculation.

Other price indicators - bids/offers/indicatives (T2) - Thirteen offers were reported in the trading window and considered as T2 inputs. The average price of these thirteen was INR 38,900/t and given a 50% weightage in the final price calculation.

The final price of billets was INR 38,850/t exw-Raipur

From BigMint Team - While it would be our earnest endeavour, at BigMint, to bring about transparent and unbiased price index reporting, we would request all our readers and subscribers for their feedback and if they could participate in the reporting of more transactions.

For detailed methodology - [click here](#)

India Domestic Raipur Billet Trade Updates - 4 Feb'25							BIGMINT	
Participant	Industry Type	Trade Type	*Price (INR/t)	Delivery	Time of Deal/Call	Data Set	Outlier	
P1	Trader	Offer	39,050	EXW	12:30	T2	Yes	
P2	Seller	Offer	39,250	FOR	13:18	T2	Yes	
P3	Seller	Offer	39,000	EXW	13:22	T2	Yes	
P4	Seller	Offer	39,000	EXW	13:26	T2	Yes	
P5	Trader	Indicative	39,200	FOR	13:44	T2	Yes	
P6	Seller	Offer	39,300	EXW	15:04	T2	Yes	
P7	Trader	Offer	39,000	EXW	15:05	T2	Yes	
P8	Trader	Indicative	39,000	EXW	15:23	T2	Yes	
P9	Trader	Offer	39,000	EXW	16:37	T2	Yes	
P10	Buyer	Offer	38,850	EXW	16:47	T2	Yes	
P11	Trader	Offer	39,000	FOR	16:50	T2	Yes	
P12	Buyer	Indicative	38,900	EXW	16:57	T2	No	
P13	Trader	Offer	38,900	EXW	17:11	T2	No	
P14	Buyer	Trade	39,000	FOR	17:13	T1	No	
P15	Trader	Offer	38,900	EXW	17:20	T2	No	
P16	Seller	Offer	39,000	FOR	17:21	T2	No	
P17	Seller	Offer	38,800	EXW	17:22	T2	No	
P18	Trader	Indicative	38,900	EXW	17:24	T2	No	
P19	Trader	Offer	38,800	EXW	17:26	T2	Yes	
P20	Trader	Trade	38,800	FOR	17:27	T1	No	

T1 - Trade, T2 - Offer/Bid/Indicative, *Normalised price as per methodology

India Domestic Billet Price Index EXW Raipur

- Credible & Transparent Prices
- Robust Methodology & Rationale
- IOSCO Compliance
- Independent View of the Market
- Enabling Informed Conversations & Negotiations

Global Prices

Global Prices - Region Wise






















Commodity	Particular	Grade/Size	Price	Change	W-O-W	1M	3M
China							
<i>Export</i>							
Billet	FOB China	125*125, BF Grade	NA	NA	NA	NA	NA
TMT (Re-Bar)	FOB China	Commerical	NA	NA	NA	NA	NA
Wire Rod	FOB China	5.5mm	NA	NA	NA	NA	NA
HRC	FOB China	2.5mm	\$475	0	0	+10	-20
CRC	FOB China	0.90 mm	\$545	0	0	-10	-20
<i>Import</i>							
Iron Ore	CNF China	Lumps Fe 64/63%, South Africa	\$104	+1	0	+8	+3
Iron Ore	CNF China	Fines Fe 62%, Australia	\$105	-1	0	+8	+4
Pellets	CNF China	6-20mm, BF Grade	\$127	+4	0	+3	-1
Coking Coal	CNF China	Premium HCC, Australia	NA	NA	NA	NA	NA
Mill Scale	CNF China	70/68%	NA	NA	NA	NA	NA
FeCr	CNF China	HC 60%	¢76/lb	0	0	-5	-14.5
Mn Ore	CNF China	Mn 46% Lumps, Australia	NA	NA	NA	NA	NA
Mn Ore	CNF China	Mn 38%, South Africa	NA	NA	NA	NA	NA
CIS Nations							
<i>Export</i>							
Billet	FOB Black Sea	125*125, BF Grade	\$432	-3	-3	-13	-38
Slabs	FOB Black Sea	Commercial	NA	NA	NA	NA	NA
Pig Iron	FOB Black Sea	Steel Grade	\$323	-5	-5	+5	-17
TMT (Re-Bar)	FOB Black Sea	Commercial	NA	NA	NA	NA	NA
HRC	FOB Black Sea	2.5mm	\$480	+5	+5	-5	-30
CRC	FOB Black Sea	0.90mm	\$572	0	0	-28	-38
Japan/Korea							
<i>Export</i>							
HRC	FOB Korea	2.5mm	\$505	0	NA	NA	+5
<i>Import</i>							
FeCr	CNF Japan	HC 60%	¢91/lb	+2	+2	0	-6












Note:- W-O-W: Week On Week, 1M: Change over last month, 3M: Change over last 3 months, All prices are weekly assessment, Iron Ore are daily assessment

Commodity	Particular	Grade/Size	Price	Change	W-O-W	1M	3M
India							
<i>Export</i>							
Iron Ore	FOB India	Fines, Fe 58/57%	\$67.5	0	0	+ 7.5	+ 7
Billet	FOB India	150*150mm	NA	NA	NA	NA	NA
Pig Iron	FOB India	Steel Grade	NA	NA	NA	NA	NA
HRC	FOB India	2.5mm	\$505	0	0	NA	NA
CRC	FOB India	0.9mm	\$610	0	0	- 15	- 45
SiMn	FOB India	60/14%	\$860	+ 5	+ 17.2	+ 24	+ 47.6
FeMn	FOB India	HC 75%	\$965	+ 8	+ 15.4	+ 24.8	+ 59.8
FeSi	FOB Bhutan	70-75%	\$1,245	- 8	- 8	- 23	- 70
<i>Import</i>							
Iron Ore	CNF India	Lumps Fe 64%, South Africa	NA	NA	NA	NA	NA
Scrap	CNF India	HMS 1&2 ,Middle East	NA	NA	NA	NA	NA
Scrap	CNF India	Shredded, Europe	\$375	0	+ 1.2	- 9	- 20.6
Coking Coal	CNF India	Premium HCC, Australia	\$198	0	+ 1	- 11.4	- 23.5
Non-Coking Coal	CNF India	RB2 5500 NAR, South Africa	NA	NA	NA	NA	NA
Met Coke	CNF India	62%, China	NA	NA	NA	NA	NA
Pellets	CNF India	6-20mm, BF Grade	NA	NA	NA	NA	NA
Wire Rod	CNF India	5.5mm, China	NA	NA	NA	NA	NA
HRC	CNF India	2.5mm, China	\$500	0	0	+ 5	- 25
HRC	CNF India	2.5mm, Korea	\$540	0	NA	NA	+ 10
CRC	CNF India	0.90mm, China	\$565	0	0	- 10	- 20
HR Plate	CNF India	A 36	NA	NA	NA	NA	NA
Mn Ore	CNF India	Mn 38%, South Africa	NA	NA	NA	NA	NA
Europe & US							
<i>Export</i>							
Pig Iron	FOB Brazil	Steel Grade	\$407	0	0	+ 2	- 25
<i>Import</i>							
Scrap	CFR Turkey	HMS (80:20), US	\$349	- 1	+ 4	+ 4.8	- 11.6
HRC	CIF Europe	2.5mm	NA	NA	NA	NA	NA
Middle East & Africa							
<i>Export</i>							
Iron Ore	FoB South Africa	Lumps, Fe 64/63%	NA	NA	NA	NA	NA
Non Coking Coal	FoB South Africa	RB2 5500 NAR	NA	NA	NA	NA	NA
<i>Import</i>							
Billet	CNF Dubai	125*125, China	NA	NA	NA	NA	NA
HRC	CNF Dubai	2.5mm, China	\$505	0	0	+ 5	- 30

Note:- W-O-W: Week On Week, 1M: Change over last month, 3M: Change over last 3 months, All prices are weekly assessment, Iron Ore are daily assessment

LIVE TENDERS

COMPANY	TYPE	GRADE	QUANTITY	EXPIRY DATE	LOCATION	VIEW
Billet/Ingot/Slab						
RWF	Buy	Steel Bloom 300MM	69,075 MT	07 Feb, 2025	 Bangalore, Karnataka, India	VIEW
Ferro Chrome						
Yantra India Limited	Buy	Ferro Chrome-High Carbon	159 MT	11 Feb, 2025	 Kolkata, West Bengal, India	VIEW
SAIL	Buy	Ferro Chrome-Low Carbon	140 MT	17 Feb, 2025	 Bhilai, Chattisgarh, India	VIEW
Arcelor Mittal	Buy	Ferro Chrome-Low Carbon	180 MT	06 Feb, 2025	 Hazira, Gujarat, India	VIEW
Ferro Manganese						
SAIL	Buy	Ferro Manganese-Low Carbon	5,000 MT	05 Feb, 2025	 Rourkela, Odisha, India	VIEW
NMDC	Buy	Ferro Manganese-High Carbon	1,232 MT	06 Feb, 2025	 Jagdalpur, Chattisgarh, India	VIEW
Ferro Molybdenum						
MIDHANI	Buy	Ferro Molybdenum	20 MT	07 Feb, 2025	 Hyderabad, Telangana, India	VIEW
Fines/Lumps						
Director of Mines & Geology	Services	Mineral Blocks	4 Nos	28 Feb, 2025	 Raipur, Chattisgarh, India	VIEW
OMDC	Sell	Iron Ore Fines & Lumps	16,126 MT	05 Feb, 2025	 Barbil, Odisha, India	VIEW
HR Plate						
NMDC	Buy	Ms Chequered Plate	1,244 MT	05 Feb, 2025	 Jagdalpur, Chattisgarh, India	VIEW
SAIL	Sell	HR Plate & Sheet	342 MT	07 Feb, 2025	 Chandigarh, Chandigarh, India	VIEW
Limestone						
DVC	Buy	Limestone	19,000 MT	10 Feb, 2025	 Purulia, West Bengal, India	VIEW
KIOCL	Buy	High Purity Limestone 10-40MM	10,000 MT	05 Feb, 2025	 Bangalore, Karnataka, India	VIEW
Department of Mines & Geology	Services	Mineral Blocks	15 Nos	01 Apr, 2025	 Delhi, Delhi, India	VIEW
Manganese Ore						
Sandur Manganese & Iron Ore	Sell	Manganese Ore	81,144 MT	05 Feb, 2025	 Bellary, Karnataka, India	VIEW
Melting Scrap						
NayaraEnergyLtd	Sell	Melting Scrap	1,000 MT	07 Feb, 2025	 Jamnagar, Gujarat, India	VIEW
SKHMETALSLIMITED	Sell	Melting Scrap-CR HR Punching	600 MT	05 Feb, 2025	 Pune, Maharashtra, India	VIEW
MungiEngineering	Sell	Melting Scrap-CR HR Punching	700 MT	11 Feb, 2025	 Pune, Maharashtra, India	VIEW
BALCO	Sell	Melting Scrap	2,680 MT	06 Feb, 2025	 Korba, Chattisgarh, India	VIEW
COLORSHINE COATED PVT LTD	Sell	HR Trimming & HR End Cuts PP GL Sheet CRFH Sheets CRFH Scra	775 MT	05 Feb, 2025	 Tirupati, Andhra Pradesh, India	VIEW
HMCL	Sell	Melting Scrap	310 MT	07 Feb, 2025	 Rohtak, Haryana, India	VIEW

COMPANY	TYPE	GRADE	QUANTITY	EXPIRY DATE	LOCATION	VIEW
BEML Ltd	Sell	Melting Scrap	791 MT	06 Feb, 2025	 Bangalore, Karnataka, India	VIEW
Non Coking						
NMDC	Sell	Anthracite Coal	20,000 MT	06 Feb, 2025	 Bellary, Karnataka, India	VIEW
APMDC	Sell	Non Coking Coal G7	61,700 MT	12 Feb, 2025	 Vijayawada, Andhra Pradesh, India	VIEW
ECL	Sell	Non Coking Coal	104,000 MT	05 Feb, 2025	 Burdwan, West Bengal, India	VIEW
Pellets						
NMDC	Sell	Iron Ore Pellet	20,000 MT	06 Feb, 2025	 Bellary, Karnataka, India	VIEW
Pig Iron						
SAIL	Sell	Pig Iron	17,500 MT	05 Feb, 2025	 Bokaro, Jharkhand, India	VIEW
Structure						
PunjabStateTransmissionCorporationLimited	Buy	Structure and Section	2,640 MT	25 Feb, 2025	 Patiala, Punjab, India	VIEW
Used Plants And Machines						
Cement Corporation of India Limited	Sell	Plant & Machinerics	1 Nos	10 Feb, 2025	 Adilabad, Telangana, India	VIEW
Wire Rod						
SAIL	Sell	Wire Rod Coil	389 MT	07 Feb, 2025	 Kolkata, West Bengal, India	VIEW
Zinc						
KALPATARUPROJECTSINTERNATIONALLIMITED	Sell	Zinc Ingot	98 MT	06 Feb, 2025	 Raipur, Chattisgarh, India	VIEW
TATA Steel	Sell	Zinc Mould	184 MT	12 Feb, 2025	 Angul, Odisha, India	VIEW

[View All](#)



Formerly SteelMint / CoalMint

Contact:

info@bigmint.co

+91 97700 56666

Disclaimer: BigMint has taken due care and caution in compilation of content. Information is just for reference not intended for trading purpose or to address your particular requirement. The content includes facts, views and opinions are of individuals and not that of the BigMint management. We and our content licensors do not guarantee or warrant the accuracy, completeness or timeliness of, or otherwise endorse these views, and opinions. BigMint and its affiliates, or their employees, directors or agents shall not be liable or responsible for any loss or costs or any action whatsoever arising out of use or relying on the spot prices disseminated.