



BIGMINT

Formerly SteelMint / CoalMint

Issue 1277,

Daily Steel Report

HIGHLIGHTS

05 Sep 2024, Thu

[Intel & Insights](#)

[Snap Shot - Global Prices \(USD/MT\)](#)

[Snap Shot - Indian Domestic Prices \(INR/MT\)](#)

[Iron Ore](#)

[Coal](#)

[Scrap & Metallica](#)

[Steel](#)

[Ferro Alloy](#)

[Non Ferrous](#)

[India Domestic Billet Index](#)

[Global Prices - Region Wise](#)

[Live Tenders](#)

INDIA

Iron Ore

- Dry bulk iron ore freight rates remain supported amid active enquiries [READ MORE >](#)
- India: BigMint's pellet export index falls \$9/t amid weak Chinese demand [READ MORE >](#)
- India: Iron ore concentrate prices under pressure on sluggish market sentiments [READ MORE >](#)
- India: Imported South African iron ore lump offers fall by \$8/t w-o-w [READ MORE >](#)
- India: Jindal SAW cuts pellet offers by INR 300/t (\$4/t) [READ MORE >](#)
- India: Raipur pellet offers drop by INR 300/t (\$4/t) [READ MORE >](#)
- India: SAIL-Barsua auction receives premium bids for around 40,000 t of iron ore [READ MORE >](#)
- India: SMIORE to auction 24,000 t of iron ore from Karnataka [READ MORE >](#)
- India's steel, raw material price slide continues in Aug amid weak demand, high inventories [READ MORE >](#)

Coal

- India: Portside thermal coal prices stable w-o-w [READ MORE >](#)
- Imported met coke offers to India remain stable w-o-w [READ MORE >](#)

Scrap & Metallics

- South Asia: India's imported scrap demand dullness persists amid bid-offer disparity [READ MORE >](#)
- India: BigMint's scrap index edges up by INR 100/t d-o-d in range-bound market- 4 Sept'24 [READ MORE >](#)
- India: Sponge iron market remains volatile on limited trade - 4 Sep [READ MORE >](#)
- India: Mill scale prices remain stable in major markets [READ MORE >](#)
- India set to mandate steel recycling in automobiles by FY'26 [READ MORE >](#)

Steel

- ISA Conference: Challenges and path forward for Indian steel industry [READ MORE >](#)
- Indian CRC export offers to Europe fall w-o-w amid recent deal [READ MORE >](#)
- India: BigMint's billet index rises by INR 150/t d-o-d on improved buying - 4 Sep [READ MORE >](#)
- Indian DRI, billet, and rebar update - 4 Sep [READ MORE >](#)
- India's brand-wise rebar offers from IF route mills - 4 Sep [READ MORE >](#)

Ferro Alloy

- Meghalaya: Byrnihat plants shut down due to pollution control violations [READ MORE >](#)
- India: Domestic silico manganese prices edge down amid falling raw material prices [READ MORE >](#)
- India: Ferro molybdenum prices rise amid positive global sentiments [READ MORE >](#)
- Indian ferro vanadium prices inch down on weak demand [READ MORE >](#)

Non Ferrous

- India: Aluminium ADC12 alloy ingot prices in north, south inch down w-o-w on weak demand [READ MORE >](#)
- Base metals prices on LME show varied trends, stocks witness negative movements [READ MORE >](#)
- India: Lead semis imports fall 7% m-o-m in Jul'24 on increased domestic output, rising scrap imports [READ MORE >](#)

Stainless Steel

- India: Stainless steel prices hold steady w-o-w despite slide in LME nickel [READ MORE >](#)

Ship Breaking

- India: Melting scrap prices remain stable d-o-d in Alang [READ MORE >](#)

CHINA

China: Iron ore spot prices fall by \$3/t amid low market liquidity [READ MORE >](#)

China: Steel billet prices further drop by RMB 50/t (\$7/t) d-o-d [READ MORE >](#)

China's steel prices may recover further in September [READ MORE >](#)

SOUTH ASIA

Bangladesh: Imported ferrous scrap index fall by up to \$4/t w-o-w; nominal trades amid LC constraints [READ MORE >](#)

Bangladesh: Bulk ferrous scrap imports fall by 20% m-o-m in Aug'24 [READ MORE >](#)

SOUTH EAST ASIA

Vietnam: Hoa Phat cuts HRC prices by \$15/t m-o-m for Oct-Nov'24 sales [READ MORE >](#)

FAR EAST ASIA

Japanese EAF manufacturers in Kanto cut scrap prices; H2 hits 2-year low [READ MORE >](#)

Taiwan's Feng Hsin holds rebar, scrap prices again [READ MORE >](#)

Taiwan: Yusco holds stainless steel prices steady for September [READ MORE >](#)

AMERICAS

Australia: Coking coal export shipments rise by 13% in Aug'24, volumes to India dip [READ MORE >](#)

India: BigMint's pellet export index falls \$9/t amid weak Chinese demand

Sep 04, 2024 18:41

Global fines spot, future prices fall sharply Domestic-export realisation gap widens Chinese restocking likely ahead of holidays Indian pellet prices in overseas markets remained under pressure following a sharp fall in spot prices. Buying

interest was on the lower trend as Chinese steel mills preferred low-grade iron ore as feedstock on thinner margin. BigMint's India pellet (Fe 63%, 3% Al) export index (FOB east coast) sharply decreased by \$8.5/tonne (t) w-o-w

Continued

SNAP SHOT - GLOBAL PRICES (USD/MT)

| Commodity | Particular | Size, Grade | As on | Price | Change | 1M | 3M |
|------------------------------------|---------------------|--|--------------------|--------------|--------|-------|--------|
| Iron Ore Fines ¹ | China Imports | Fines, Fe 62% | 04 Sep 10.16 IST | \$93 | -3 | -9 | -11 |
| Iron Ore ¹ | Indian Imports | Lumps, Fe 64% | 04 Sep 16.53 IST | \$103 | -7.5 | -10 | NA |
| Pellets (Brazil) ² | China Imports | 6-20 mm, Fe 65% | 04 Sep 16.49 IST | \$115 | -8 | -8 | -6 |
| Pellets (India) ² | China Imports | 6-20 mm, Fe 63% | 04 Sep 17.44 IST | \$101.5 | -6.5 | -6.75 | -7.5 |
| Coking ² | Australia Exports | Premium HCC | 04 Sep 12.40 IST | \$196 | -2 | -19 | -60.4 |
| Non Coking ² | India Imports | RB2, S.Africa | 04 Sep 13.15 IST | \$109 | -1 | -1 | -5 |
| Graphite Electrode ² | China Exports | 600mm, UHP | 02 Sep 18.18 IST | 15,150 RMB/t | -100 | -900 | -1,200 |
| Scrap ² | India Imports | Shredded | 04 Sep 18.33 IST | \$390 | 0 | -26.2 | -30.4 |
| Scrap ² | Turkey Imports | HMS 80:20 | 04 Sep 18.33 IST | \$365 | +1 | -19.4 | -19.2 |
| Scrap ² | Pakistan Imports | Shredded | 04 Sep 18.33 IST | \$398 | -2 | -26.2 | -26 |
| Scrap ² | Bangladesh Imports | Shredded | 04 Sep 18.33 IST | \$400 | 0 | -26.5 | -24.8 |
| Scrap (Ship Breaking) ² | India Imports | Containers | 03 Sep 11.29 IST | \$520 | 0 | -10 | -40 |
| Billet ² | India Exports | 150*150, 3SP/4SP | 03 Sep 18.08 IST | \$490 | 0 | 0 | NA |
| Billet ² | Russia Exports | 130*130, 3SP | 03 Sep 18.08 IST | \$473 | +5 | -12 | -22 |
| Billet ² | Iran Exports | 130*130, 3SP | 03 Sep 18.08 IST | \$465 | 0 | -5 | -17 |
| Billet ² | Philippines Import | 150*150, 3SP | 03 Sep 18.06 IST | \$470 | 0 | -12.5 | -45.5 |
| Sponge Iron ² | India Exports | - | - | - | - | - | - |
| Pig Iron ² | Russia Exports | Steel Grade | 31 Aug 14.09 IST | \$388 | -2 | -17 | -27 |
| HRC ² | China Exports | 3-12mm, SS400 | 03 Sep 18.43 IST | \$465 | 0 | -30 | -60 |
| Wire Rod ² | Nepal Import | 5.5-6.0mm, Commercial Grade | 31 Aug 13.10 IST | \$525 | -5 | -10 | -67 |
| HRC ² | India Exports | 2.5 mm, SAE1006 | 23 Apr 18.30 IST | \$560 | 0 | -15 | -40 |
| HRC ² | South Korea Exports | 1.6-2.5mm, SAE 1006 | 13 Aug 18.46 IST | \$520 | -30 | -30 | NA |
| HRC (China) ² | Vietnam Imports | 2-3mm, SAE 1006 | 03 Sep 18.45 IST | \$485 | 0 | -25 | -65 |
| HRC (China) ² | Dubai Imports | 2-3mm, SAE 1006 | 03 Sep 18.45 IST | \$485 | 0 | -25 | -65 |
| CRC ² | India Exports | 0.9 mm, IS 513 Gr.O | 04 Sep 18.26 IST | \$645 | -10 | -30 | -55 |
| CRC ² | China Exports | 0.90mm, SPCC | 04 Sep 18.26 IST | \$520 | 0 | -35 | -75 |
| HR Plate ² | China Exports | 5-10mm, SS 400 | 04 Sep 18.22 IST | \$475 | -5 | -50 | -70 |
| GP ² | China Exports | DX51D+z80, Width 1,000-1,500 mm, thickness 0.5-2mm | 29 Aug 17.29 IST | \$590 | +20 | -25 | -60 |
| Silico Manganese ² | India Exports | 25-150 mm, HC 65-16 | 04 Sep 18.50 IST | \$930 | 0 | -39.6 | -300.2 |
| Ferro Chrome ² | China Import | 10-150mm, HC 60% | 04 Sep 10.23 IST | ¢95 /lb | 0 | -0.5 | -3.5 |
| Manganese Ore ² | India Imports | Lumps, Mn 37%, | 31 Aug 11.04 IST | \$4 /dmtu | 0 | -0.45 | -2.55 |
| Ferro Manganese ² | India Exports | 25-150 mm, HC 75% | 04 Sep 18.50 IST | \$950 | 0 | -54.2 | -289.6 |
| Ferro Silicon ² | Bhutan Exports | 10-50 mm, FeSi 70% | 02 Sep 18.49 IST | \$1,150 | -5 | +20 | -140 |

1-Daily Assessment, 2-Weekly Assessment, 3-Monthly Assessment, W-O-W: Week On Week, 1M: Change over last month, 3M: Change over last 3 months

India: Ferro molybdenum prices rise amid positive global sentiments

Sep 04, 2024 17:34

Demand increases in China LME futures prices rise Indian ferro molybdenum prices increased by INR 50,500/tonne (\$601/t) w-o-w compared to the previous assessment on 28 August, driven by increased demand in the global market, particularly from

China. As of 4 September, BigMint's assessment indicates that ferro molybdenum prices in India stood at INR 2,547,500/t (\$30,341/t) on an ex-works Nagpur basis, calculated on a 60% pro rata basis. Smaller quantity trades were reported

Continued

SNAP SHOT - INDIAN DOMESTIC PRICES (INR/MT)

| Commodity | Particular | Size, Grade | As on | Price | Change | 1M | 3M |
|---|--------------------------|--|--------------------|---------|--------|--------|---------|
| Fines/lumps ² | Iron Ore Index | 5-18 mm, Fe 63%, DR Grade | 31 Aug 14.03 IST | 5,650 | -100 | -300 | -2,150 |
| Fines/lumps ² | Iron Ore Index | 0-10 mm, Fe 63% | 31 Aug 14.03 IST | 4,400 | -100 | -300 | -1,600 |
| Iron Ore ³ | NMDC | 6-40 mm, Fe 65.5% | 07 Aug 11.13 IST | 5,350 | NA | NA | -1,100 |
| Iron Ore ³ | NMDC | 0-10 mm, Fe 64% | 07 Aug 11.05 IST | 4,610 | NA | NA | -1,000 |
| Pellets ² | Raipur | 6-20 mm, Fe 63%, | 03 Sep 18.51 IST | 8,900 | 0 | -200 | -2,100 |
| Pellets ² | Bellary | 6-20 mm, Fe 63% | 03 Sep 18.51 IST | 9,400 | 0 | -325 | -1,150 |
| Met Coke ² | Ex-India (East) | 25-90 mm, Blast Furnace-grade | 04 Sep 17.34 IST | 34,100 | -100 | -700 | -1,400 |
| Graphite Electrode ³ | Ex-India | 600mm, UHP | 24 Jun 19.11 IST | 325,000 | 0 | 0 | 0 |
| Mill Scale ² | FoR-Kandla | Fines, Fe 70/68% | 04 Sep 17.49 IST | 6,500 | 0 | -275 | -550 |
| Hms ¹ | Ex-Mumbai | HMS | 04 Sep 17.37 IST | 32,500 | 0 | -200 | -3,000 |
| Hms ¹ | Ex-Alang | HMS | 04 Sep 17.37 IST | 33,800 | 0 | -400 | -4,700 |
| Pig Iron ¹ | Ex-Durgapur | Steel Grade | 04 Sep 17.26 IST | 36,000 | -300 | -1,000 | -3,300 |
| Pig Iron ¹ | Ex-Ludhiana, Foundary | Foundry Grade | 04 Sep 13.22 IST | 43,500 | 0 | -500 | -2,100 |
| Sponge Pellet ¹ | Ex-Raipur | Lumps, FeM 80%, +/-1 | 04 Sep 17.44 IST | 24,800 | +100 | +450 | -2,400 |
| Billet ¹ | Ex-Mumbai | 100x100mm, IS 2831 | 04 Sep 17.47 IST | 40,500 | -200 | -600 | -4,800 |
| Billet ¹ | Ex-Raipur | 100x100mm, IS 2831 | 04 Sep 17.47 IST | 38,200 | +150 | -350 | -5,450 |
| TMT (Re-Bar) Secondary mills ¹ | Ex-Mumbai | 12-25mm, IF Route, Fe 500, IS 1786 | 04 Sep 13.28 IST | 45,700 | 0 | +1,000 | -5,600 |
| TMT (Re-Bar) Secondary mills ¹ | Ex-Delhi/NCR | 12-25mm, IF Route, Fe 500, IS 1786 | 04 Sep 17.50 IST | 44,900 | 0 | -1,100 | -5,400 |
| TMT (Re-Bar) ² | Ex-Mumbai | 12-32mm, BF Route, IS 1786 Fe 500D | 30 Aug 17.33 IST | 50,300 | +700 | -500 | -7,800 |
| Structure ¹ | Ex-Mumbai | 40x40 Angle, IF Route, IS 2062/2011 E-250 Gr A | 04 Sep 10.35 IST | 48,500 | 0 | +300 | -4,400 |
| Wire Rod ¹ | Ex-Raipur | 5.5 mm, SWRY 14 LC Gr 3, Induction route | 04 Sep 17.19 IST | 41,700 | -100 | -900 | -5,600 |
| HRC ² | Ex-Delhi | 2.5-8mm / CTL, IS2062, Gr E250 Br. | 03 Sep 17.59 IST | 49,000 | -800 | -1,950 | -5,600 |
| HRC ² | Ex-Mumbai | 2.5-8mm / CTL, IS2062, Gr E250 Br. | 03 Sep 17.59 IST | 49,000 | -1,000 | -2,050 | -4,950 |
| CRC ² | Ex-Delhi | 0.90mm / CTL, IS 513, CR1 | 03 Sep 18.06 IST | 57,000 | -500 | -1,450 | -4,200 |
| CRC ² | Ex-Mumbai | 0.90mm / CTL, IS 513, CR1 | 03 Sep 18.06 IST | 56,400 | -900 | -1,750 | -4,050 |
| HR Plate ² | Ex-Mumbai | 5-10mm, Gr E250 Br. | 04 Sep 18.08 IST | 50,500 | 0 | -1,000 | -4,500 |
| GP ² | Ex-Mumbai | 0.8mm / CTL, 120 GSM, IS277 | 29 Aug 18.11 IST | 60,300 | 0 | -2,100 | -4,600 |
| Silico Manganese ² | Ex-Raipur | 25-150 mm, HC 60-14 | 04 Sep 18.49 IST | 67,500 | -100 | -1,580 | -19,540 |
| Ferro Manganese ² | Ex-Raipur | 25-150 mm, HC 70% | 04 Sep 18.48 IST | 73,350 | 0 | -2,580 | -21,070 |
| Ferro Chrome ² | Ex-Jajpur | 10-150mm, HC 60%, Si- 4% | 04 Sep 10.32 IST | 107,800 | +800 | +3,650 | +350 |
| Manganese Ore ² | Ex Balaghat, MOIL | Lumps, Mn 37%, Fe 7.5% | 02 Sep 12.42 IST | 12,874 | -2,272 | NA | NA |
| Chrome Ore ² | Ex-Odisha OMC, E-auction | Lumps, Friable 48-50% | 21 Aug 18.29 IST | 23,721 | -424 | NA | NA |

*Basic Price GST @ 18% extra

1-Daily Assessment, 2-Weekly Assessment, 3-Monthly Assessment, W-O-W: Week On Week, 1M: Change over last month, 3M: Change over last 3 months

Iron Ore

Iron Ore (India)

| Particular/Delivery | Size/Grade | Delivery | As On | Price | Change | 1M | 3M |
|---------------------------|---------------------------|----------------|--------------------|-------|--------|------|--------|
| Indian prices (in INR/MT) | | | | | | | |
| Odisha Iron Ore Index | 5-18 mm, Fe 63%, DR Grade | Ex-mines | 31 Aug 14.03 IST | 5,650 | -100 | -300 | -2,150 |
| | 10-30mm, Fe 63%, BF Grade | Ex-mines | 31 Aug 14.03 IST | 5,050 | 0 | 0 | -1,850 |
| | 0-10 mm, Fe 63% | Ex-mines | 31 Aug 14.03 IST | 4,400 | -100 | -300 | -1,600 |
| | 0-10mm, Fe 60% | Ex-mines | 31 Aug 14.03 IST | 3,650 | -100 | -300 | -1,350 |
| | 0-5mm, Fe 57% | Ex-mines | 29 Aug 18.48 IST | 2,400 | 0 | -300 | -1,250 |
| | 5-18 mm, Lumps, Fe 60% | Ex-mines | 31 Aug 14.03 IST | 5,000 | 0 | -100 | -1,700 |
| | 10-30 mm, lumps, Fe 60% | Ex-mines | 31 Aug 14.03 IST | 4,400 | -100 | -200 | -1,650 |
| | 0-10mm, Fe 62% | Ex-mines | 31 Aug 14.03 IST | 4,100 | -100 | -400 | -1,350 |
| OMC Kurmitar (Koira) | 10-40 mm, Fe 62% | Ex-Mines | 20 Aug 13.32 IST | 5,150 | +150 | +150 | -1,650 |
| OMC Gandhamardan | 0-5 mm, Fe 62-60% | Ex-Mines | 20 Aug 13.32 IST | 3,450 | -800 | -800 | -1,850 |
| | 10-40 mm, Fe 62% | Ex-Mines | 20 Aug 13.32 IST | 4,600 | -100 | -100 | -1,650 |
| OMC Daitari | 0-5 mm, Fe 62-64% | Ex-Mines | 20 Aug 13.32 IST | 4,000 | -800 | -800 | -1,930 |
| | 10-40 mm, Fe 62% | Ex-Mines | 20 Aug 13.32 IST | 5,210 | +150 | +150 | -1,800 |
| OMC Kurmitar (Koira) | 0-5 mm, Fe 62-60% | Ex-Mines | 20 Aug 13.32 IST | 3,500 | -600 | -600 | -1,450 |
| OMC Guali | 5-18 mm, Fe 62% | Ex-mines | 20 Aug 13.32 IST | 5,105 | -150 | -150 | -1,050 |
| | Fines -5 mm, Fe 60-62% | Ex-mines | 20 Aug 13.32 IST | 4,100 | -300 | -300 | -1,550 |
| OMC Jilling | 5-18 mm, Fe 62% | Ex-mines | 20 Aug 13.32 IST | 5,700 | -150 | -150 | -1,750 |
| | Fines -5 mm, Fe 60-62% | Ex-mines | 20 Aug 13.32 IST | 4,250 | -250 | -250 | -1,400 |
| NMDC, Chhattisgarh | 10-40 mm, Fe 67%, DR CLO | F.O.R Siding | 07 Aug 11.05 IST | 6,420 | NA | NA | -1,100 |
| | 10-150 mm, Fe 65.5% | F.O.R Siding | 07 Aug 11.05 IST | 5,320 | NA | NA | -1,130 |
| | 6-40 mm, Fe 65.5% | F.O.R Siding | 07 Aug 11.13 IST | 5,350 | NA | NA | -1,100 |
| | 0-10 mm, Fe 64% | F.O.R Siding | 07 Aug 11.05 IST | 4,610 | NA | NA | -1,000 |
| Chandrapur, Maharashtra | 0-10mm, Fe 63% | FoR Ballarshah | 30 Aug 16.36 IST | 5,150 | -100 | -950 | -950 |
| Ex-Bellary | 0-10 mm, Fe 62% | Ex-Mines | 29 Aug 18.21 IST | 4,500 | +100 | -600 | -1,100 |
| | 0-10 mm, Fe 57% | Ex-Mines | 29 Aug 18.21 IST | 2,650 | 0 | -450 | -850 |
| Karnataka e-auction | Lumps 10-20mm, Fe 63% | Ex-Mines | 31 Aug 14.18 IST | 4,400 | +100 | +100 | -450 |
| | Fines 0-5 mm, Fe 60% | Ex-Mines | 31 Aug 14.18 IST | 3,400 | +200 | +200 | -300 |

Pellets (India)

| | | | | | | | |
|---------------------------|-----------------------------|------------|--------------------|--------|------|------|--------|
| Indian prices (in INR/MT) | | | | | | | |
| Ex-Barbil | 6-20 mm, Fe 63%, (+/- 0.5%) | FOR Siding | 03 Sep 18.51 IST | 7,050 | 0 | -200 | -1,625 |
| Ex-Durgapur | 6-20 mm, Fe 63%, (+/- 0.5%) | Ex-Works | 03 Sep 18.51 IST | 7,700 | 0 | -300 | -1,775 |
| Ex-Jamshedpur | 6-20 mm, Fe 63% | Ex-Works | 06 Aug 18.55 IST | 8,050 | -50 | 0 | -1,150 |
| Ex-Jharsugda | 6-20 mm, Fe 63%, (+/- 0.5%) | Ex-Works | 03 Sep 18.51 IST | 7,600 | -200 | -200 | -1,650 |
| Ex-Raipur | 6-20 mm, Fe 63%, (+/- 0.5%) | Ex-Works | 03 Sep 18.51 IST | 8,900 | 0 | -200 | -2,100 |
| Ex-Kandla | 6-20 mm, Fe 64/63% | DAP | 03 Sep 18.51 IST | 10,200 | 0 | -300 | -1,600 |
| Ex-Bellary | 6-20 mm, Fe 63% | Ex-Works | 03 Sep 18.51 IST | 9,400 | 0 | -325 | -1,150 |

Weekly Assessment, GST @ 5% extra., Barbil and Kandla - Prices Loaded to Wagons

Concentrates (India)

| | | | | | | | |
|---------------------------|--------------------|----------|--------------------|-------|---|------|------|
| Indian prices (in INR/MT) | | | | | | | |
| Ex-Jabalpur | -45 micron, Fe 63% | Ex-works | 04 Sep 17.50 IST | 3,850 | 0 | -175 | -975 |

Iron Ore (Global)

| | | | | | | | |
|---------------------------|--|---|--------------------|----------|------|---------|-------|
| Global prices (in USD/MT) | | | | | | | |
| CNF China | Fines, Fe 61.5% (Australia Origin) | - | 04 Sep 10.16 IST | \$91 | -3 | -9 | -11 |
| CNF China | Fines, Fe 62% (Australia Origin) | - | 04 Sep 10.16 IST | \$93 | -3 | -9 | -11 |
| CNF China | Fines, Fe 62.5% (Brazil Origin) | - | 04 Sep 16.37 IST | \$96 | -3 | -9 | -10 |
| CNF China | Fines, Fines 63/62% (India origin) | - | 04 Sep 16.37 IST | \$89 | -3 | -5 | -3 |
| CNF China | Lumps, Fe 64/63% (South Africa Origin) | - | 04 Sep 16.37 IST | \$94 | -3 | -9 | -11 |
| CNF China | Lumps, USD/dmtu | - | 04 Sep 10.16 IST | \$0.1545 | 0 | -0.0155 | -0.04 |
| CNF China | Fines, Fe 55% (India Origin) | - | 02 Sep 18.00 IST | \$62 | -3.5 | -2.5 | -3 |

| | | | | | | | |
|------------------|-------------------------------------|---|--------------------|-------|------|------|-------|
| CNF China | Fines, Fe 56% (India Origin) | - | 02 Sep 18.00 IST | \$65 | -3.5 | -2.5 | -3 |
| CNF China | Fines, Fe 57% (India origin) | - | 02 Sep 18.00 IST | \$68 | -3.5 | -2.5 | -3 |
| CNF India | Lumps, Fe 64% (South Africa origin) | - | 04 Sep 16.53 IST | \$103 | -7.5 | -10 | -13.5 |
| FOB India | Fines, Fe 57% (India origin) | - | 02 Sep 18.01 IST | \$55 | -3.5 | -3.5 | -2 |

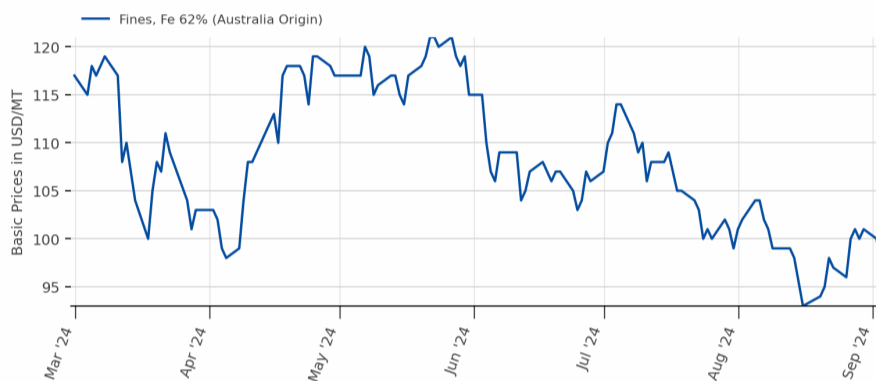
Prices on DMT basis (Daily Assessment) , India- Single Port Loading , FOB prices including demurrage , June to November: Moisture@ 10% , December to May: Moisture@ 8% , Or, actual moisture as per cargo certificate submitted by shipper to be adjusted

Pellets (Global)

| Global prices (in USD/MT) | | | | | | | |
|---------------------------|---------------------------------|---|--------------------|---------|-------|-------|-------|
| CNF China | 6-20 mm, Fe 63% (India Origin) | - | 04 Sep 17.44 IST | \$101.5 | -6.5 | -6.75 | -7.5 |
| | 6-20 mm, Fe 65% (Brazil Origin) | - | 04 Sep 16.49 IST | \$115 | -8 | -8 | -6 |
| FOB India | 6-20 mm, Fe 63% | - | 04 Sep 17.41 IST | \$88.5 | -6.5 | -6.75 | -6.5 |
| CNF China | 5-20mm, Fe 63% | - | 29 Aug 12.08 IST | \$7.75 | +0.35 | +1.25 | +3.55 |
| | 6-20mm | - | 29 Aug 12.08 IST | \$16.9 | -0.1 | +0.6 | +4.4 |

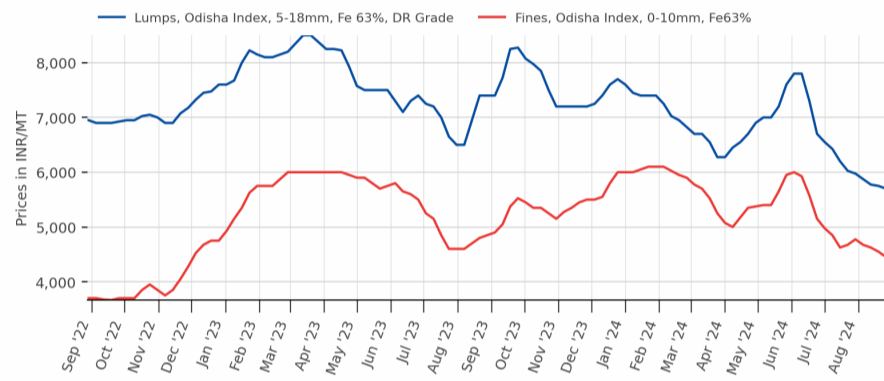
Note:- W-O-W: Week On Week, 1M: Change over last month, 3M: Change over last 3 months

Iron Ore Fines, CNF Rizhao China



Source:BigMint

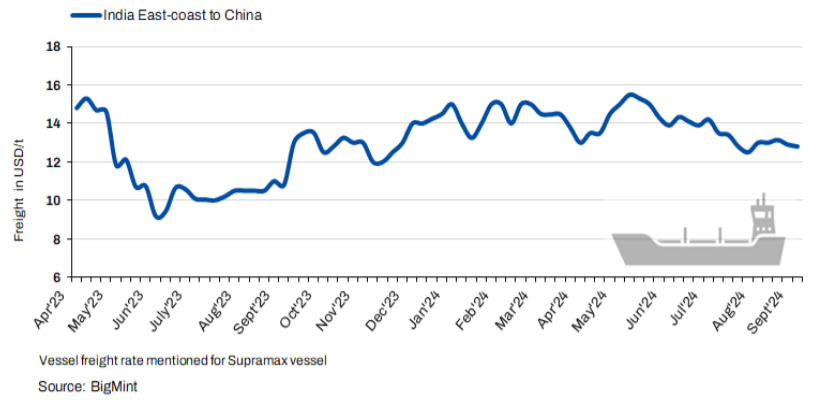
Odisha Iron Ore Price Index (Lumps & Fines)



Source:BigMint

Iron Ore News

Bulk Iron Ore Vessel Freight Rates

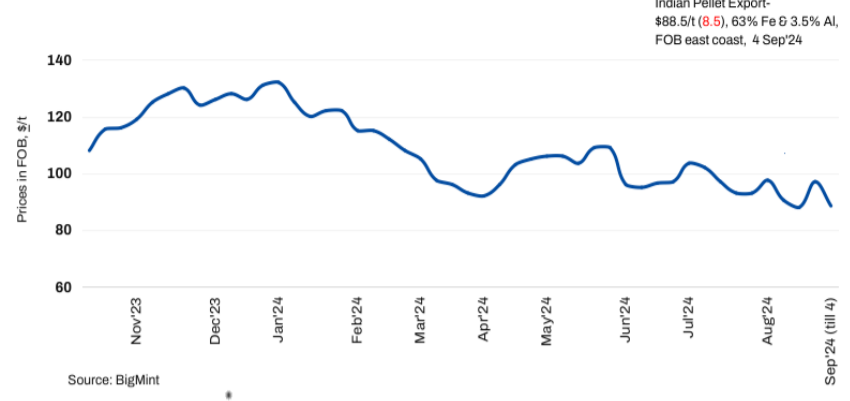


Dry bulk iron ore freight rates remain supported amid active enquiries

2024-09-04

[READ MORE](#)

BigMint pellet export index price

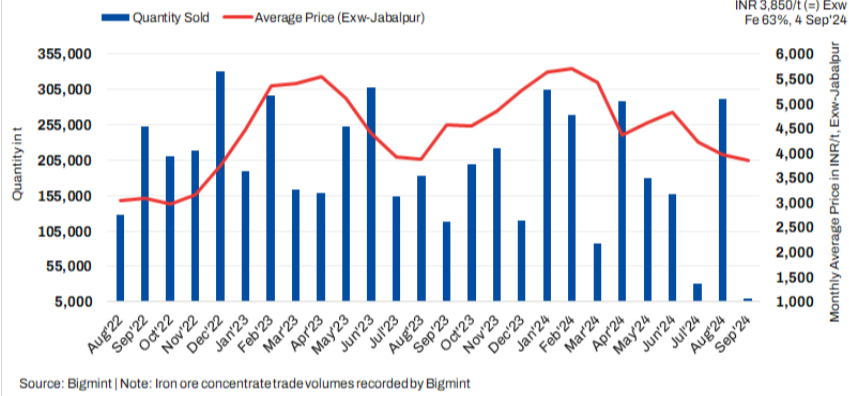


India: BigMint's pellet export index falls \$9/t amid weak Chinese demand

2024-09-04

[READ MORE](#)

BigMint Iron Ore Concentrate Index



India: Iron ore concentrate prices under pressure on sluggish market sentiments

2024-09-04

[READ MORE](#)

Indian Steel Prices (Aug'23-Aug'24)

| Particular | Frequency | Delivery | Size/Grade | Aug'23 | Sep'23 | Oct'23 | Nov'23 | Dec'23 | Jan'24 | Feb'24 | Mar'24 | Apr'24 | May'24 | Jun'24 | Jul'24 | Aug'24 | m-o-m (%) |
|----------------------------|-----------|-------------------------|--|----------|----------|----------|----------|----------|----------|----------|----------|----------|----------|----------|----------|----------|-----------|
| Raw Material | | | | | | | | | | | | | | | | | |
| Iron Ore Index | Weekly | Odisha | Fines (62%) | ₹ 4,300 | ₹ 4,300 | ₹ 4,370 | ₹ 4,310 | ₹ 5,220 | ₹ 5,600 | ₹ 5,600 | ₹ 4,950 | ₹ 4,780 | ₹ 5,100 | ₹ 5,160 | ₹ 4,540 | ₹ 4,310 | -5% |
| Iron Ore Index | Weekly | Odisha | Lumps (63 Jamm, 63%) | ₹ 6,950 | ₹ 7,680 | ₹ 7,750 | ₹ 7,200 | ₹ 7,480 | ₹ 7,620 | ₹ 7,100 | ₹ 6,530 | ₹ 6,860 | ₹ 7,100 | ₹ 7,390 | ₹ 6,200 | ₹ 5,760 | -7% |
| Pellet Index | Bi-Weekly | DMP-Raipur | 63% | ₹ 9,240 | ₹ 10,340 | ₹ 9,930 | ₹ 9,570 | ₹ 9,920 | ₹ 9,940 | ₹ 9,540 | ₹ 9,190 | ₹ 9,680 | ₹ 10,590 | ₹ 10,310 | ₹ 9,180 | ₹ 8,070 | -2% |
| Coking Coal | Daily | CFR India | Premium HCC (in USA) | ₹ 270 | ₹ 320 | ₹ 370 | ₹ 340 | ₹ 340 | ₹ 350 | ₹ 330 | ₹ 300 | ₹ 290 | ₹ 290 | ₹ 270 | ₹ 290 | ₹ 290 | -15% |
| Non-coking Coal | Daily | Portside, Ex-Gangavaram | RB3 (480 NAR) | ₹ 7,770 | ₹ 8,820 | ₹ 9,580 | ₹ 9,260 | ₹ 8,400 | ₹ 7,940 | ₹ 7,400 | ₹ 7,830 | ₹ 8,050 | ₹ 8,300 | ₹ 8,350 | ₹ 7,940 | ₹ 7,720 | -3% |
| Non-coking Coal | Daily | CNF Gangavaram | RB3 (480 NAR), S. Africa | ₹ 90 | ₹ 100 | ₹ 114 | ₹ 110 | ₹ 90 | ₹ 80 | ₹ 80 | ₹ 90 | ₹ 90 | ₹ 100 | ₹ 97 | ₹ 90 | ₹ 90 | 0% |
| Scrap and Metallics | | | | | | | | | | | | | | | | | |
| Melting Scrap | Daily | DMP-Mumbai | HMS (95.20) | ₹ 35,480 | ₹ 36,810 | ₹ 35,400 | ₹ 33,800 | ₹ 33,790 | ₹ 33,150 | ₹ 32,820 | ₹ 33,340 | ₹ 34,390 | ₹ 36,260 | ₹ 36,080 | ₹ 33,270 | ₹ 32,740 | -2% |
| Melting Scrap | Daily | CNF Nivaria | Shredded (Europe Origin) | ₹ 430 | ₹ 430 | ₹ 400 | ₹ 410 | ₹ 420 | ₹ 420 | ₹ 420 | ₹ 410 | ₹ 420 | ₹ 420 | ₹ 417 | ₹ 410 | ₹ 400 | -2% |
| Sponge Iron Index | Daily | Ex-Raipur | Pellet Based (PDR) | ₹ 29,350 | ₹ 30,870 | ₹ 28,920 | ₹ 27,340 | ₹ 27,030 | ₹ 26,730 | ₹ 26,250 | ₹ 26,600 | ₹ 29,070 | ₹ 29,290 | ₹ 26,710 | ₹ 25,570 | ₹ 24,070 | -4% |
| Sponge Iron | Daily | Ex-Rourkela | CDRI, Mix (70% Lump, 30% Fines), FeM 80% (+/- 1) | ₹ 29,990 | ₹ 31,650 | ₹ 30,280 | ₹ 28,590 | ₹ 27,860 | ₹ 27,010 | ₹ 26,280 | ₹ 26,590 | ₹ 29,650 | ₹ 30,460 | ₹ 28,040 | ₹ 26,300 | ₹ 25,960 | -1% |
| Pig Iron | Daily | Ex-Durgapur | Steel Grade | ₹ 40,690 | ₹ 40,990 | ₹ 38,900 | ₹ 37,180 | ₹ 37,770 | ₹ 38,430 | ₹ 38,490 | ₹ 38,040 | ₹ 40,660 | ₹ 42,080 | ₹ 38,820 | ₹ 37,710 | ₹ 36,790 | -2% |
| Steel | | | | | | | | | | | | | | | | | |
| Slab Index | Daily | Ex-Raipur | 100mm | ₹ 42,790 | ₹ 44,420 | ₹ 42,660 | ₹ 41,020 | ₹ 40,200 | ₹ 39,880 | ₹ 39,270 | ₹ 39,830 | ₹ 42,860 | ₹ 44,540 | ₹ 42,550 | ₹ 39,370 | ₹ 38,500 | -2% |
| Re-bar (Fe 500D) | Weekly | Ex-Mumbai | 12-32 mm (BF) | ₹ 51,120 | ₹ 56,740 | ₹ 57,650 | ₹ 55,820 | ₹ 53,940 | ₹ 51,770 | ₹ 51,800 | ₹ 52,120 | ₹ 54,550 | ₹ 56,340 | ₹ 57,380 | ₹ 53,380 | ₹ 50,180 | -6% |
| Re-bar (Fe 500) | Daily | Ex-Mumbai | 12-25 mm (BF) | ₹ 48,800 | ₹ 51,990 | ₹ 50,800 | ₹ 49,040 | ₹ 48,750 | ₹ 48,700 | ₹ 48,240 | ₹ 49,250 | ₹ 50,540 | ₹ 52,920 | ₹ 50,510 | ₹ 46,710 | ₹ 45,270 | -3% |
| Wire Rod | Daily | Ex-Durgapur | 5.5 mm | ₹ 46,250 | ₹ 47,390 | ₹ 45,500 | ₹ 44,130 | ₹ 43,670 | ₹ 43,400 | ₹ 42,830 | ₹ 47,100 | ₹ 47,830 | ₹ 46,020 | ₹ 43,020 | ₹ 42,160 | ₹ 41,160 | -2% |
| HRC | Bi-Weekly | Ex-Mumbai | 2.5mm, E250 | ₹ 58,330 | ₹ 57,990 | ₹ 57,840 | ₹ 55,260 | ₹ 55,070 | ₹ 54,270 | ₹ 53,910 | ₹ 52,750 | ₹ 52,630 | ₹ 54,100 | ₹ 53,840 | ₹ 52,270 | ₹ 50,540 | -3% |
| Ferro Alloys | | | | | | | | | | | | | | | | | |
| SiMn | Daily | Ex-Raipur | 60-14 | ₹ 67,270 | ₹ 69,790 | ₹ 65,630 | ₹ 63,660 | ₹ 63,760 | ₹ 64,980 | ₹ 67,610 | ₹ 66,160 | ₹ 71,860 | ₹ 69,900 | ₹ 64,880 | ₹ 70,850 | ₹ 68,810 | -3% |

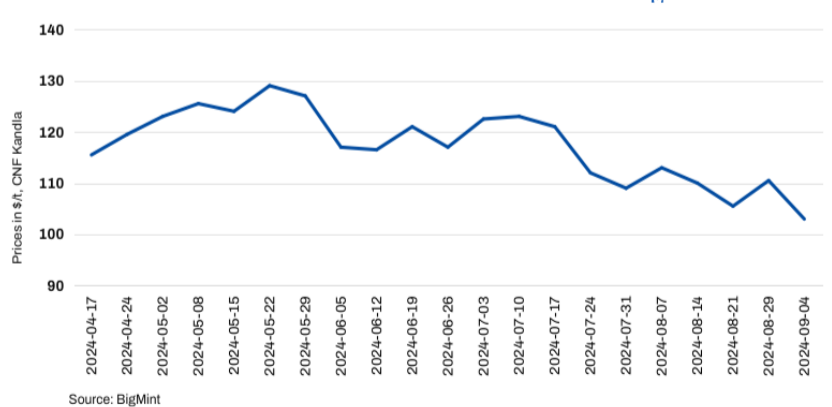
Source: BigMint

India's steel, raw material price slide continues in Aug amid weak demand, high inventories

2024-09-04

[READ MORE](#)

Imported SA iron ore lump offers to India

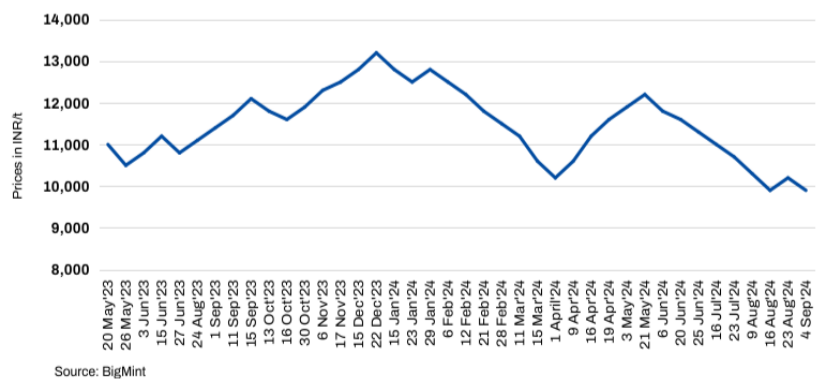


India: Imported South African iron ore lump offers fall by \$8/t w-o-w

2024-09-04

[READ MORE](#)

Kandla Pellet Prices



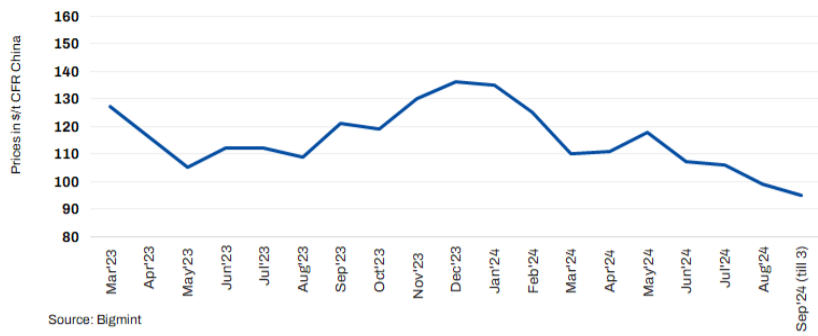
India: Jindal SAW cuts pellet offers by INR 300/t (\$4/t)

2024-09-04

[READ MORE](#)

Fe 62% Australian iron ore fines

Iron ore fines Fe 62% \$93.30/dmt (2.65)
CFR China 3 Sep'24



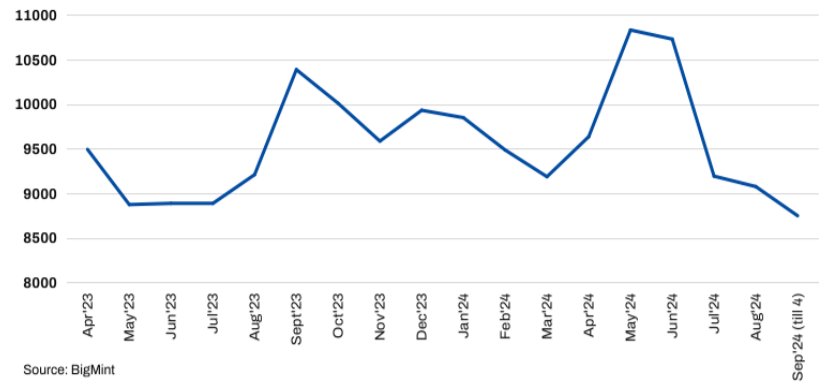
Source: Bigmint

China: Iron ore spot prices fall by \$3/t amid low market liquidity

2024-09-04

[READ MORE](#)

Raipur pellet (Fe 63%) prices



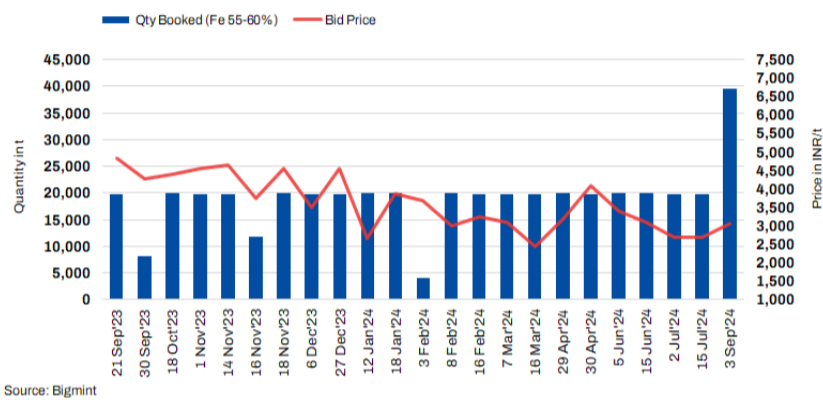
Source: BigMint

India: Raipur pellet offers drop by INR 300/t (\$4/t)

2024-09-04

[READ MORE](#)

Barsua Iron Ore Dump Fines and Tailings



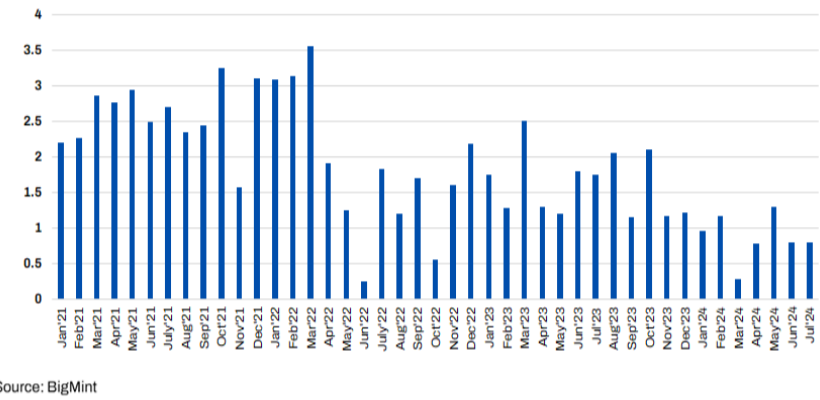
Source: Bigmint

India: SAIL-Barsua auction receives premium bids for around 40,000 t of iron ore

2024-09-04

[READ MORE](#)

Karnataka iron ore e-auction sales volume



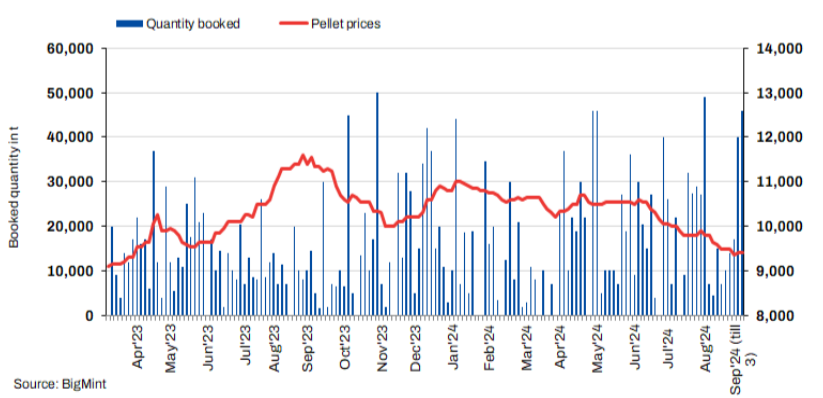
Source: BigMint

India: SMIORE to auction 24,000 t of iron ore from Karnataka

2024-09-04

[READ MORE](#)

Bellary Pellet Prices v/s Traded Volumes



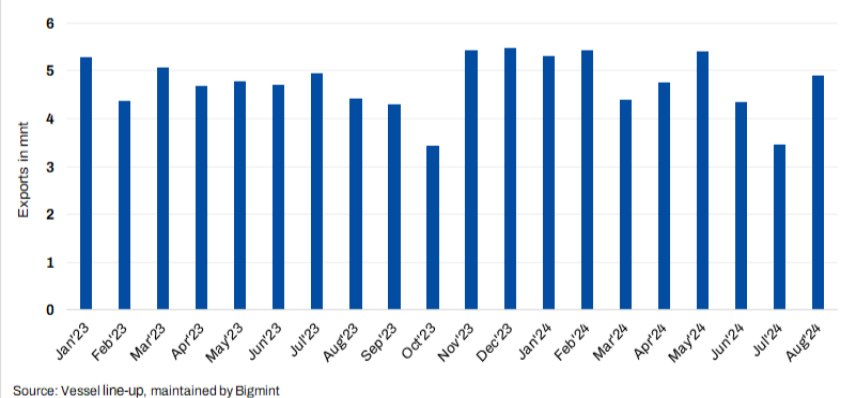
Source: BigMint

India: Pellet prices remain stable in Karnataka's Bellary amid active trading

2024-09-03

[READ MORE](#)

South Africa Iron Ore Exports



Source: Vessel line-up, maintained by Bigmint

South Africa: Iron ore exports rise over 40% m-o-m in Aug'24

2024-09-03

[READ MORE](#)

Coal

Non Coking (India)

| Particular/Delivery | Size/Grade | Delivery | As On | Price | Change | 1M | 3M |
|---------------------------|------------------------------|----------|--------------------|-------|--------|------|------|
| Indian prices (in INR/MT) | | | | | | | |
| Ex-Gangavaram | RB2 (5500 NAR), S.Africa | Ex-Port | 04 Sep 16.09 IST | 9,600 | 0 | -50 | -600 |
| | RB3 (4800 NAR), South Africa | Ex-Port | 04 Sep 16.09 IST | 7,600 | 0 | -150 | -800 |

Met Coke (India)

| Indian prices (in INR/MT) | | | | | | | |
|---------------------------|-------------------------------|---------|--------------------|--------|------|--------|--------|
| Ex-Jajpur | 25-90 mm, Blast Furnace-grade | Ex-Yard | 04 Sep 17.34 IST | 34,100 | -100 | -700 | -1,400 |
| Ex-Gandhidham | 25-90 mm, Blast Furnace-grade | Ex-Yard | 04 Sep 17.34 IST | 30,800 | -500 | -1,900 | -2,700 |

Coking (Global)

| Global prices (in USD/MT) | | | | | | | |
|---------------------------|-----------------------------------|---|--------------------|-------|----|--------|-------|
| CNF India | 0-40mm, HCC 64 Mid Vol, Australia | - | 04 Sep 12.37 IST | \$184 | -2 | -30.2 | -57.4 |
| | 0-40mm, Premium HCC, Australia | - | 04 Sep 12.37 IST | \$212 | -2 | -18.4 | -62 |
| | Low Vol PCI, Australia | - | 04 Sep 12.37 IST | \$179 | -4 | -23.2 | -14 |
| FOB Australia | 0-40mm, Low Vol PCI | - | 04 Sep 12.40 IST | \$163 | -4 | -23.25 | -12 |
| | HCC 64 Mid Vol | - | 04 Sep 12.40 IST | \$168 | -2 | -30.25 | -56 |
| | Premium HCC | - | 04 Sep 12.40 IST | \$196 | -2 | -19 | -60.4 |

Non Coking (Global)

| Global prices (in USD/MT) | | | | | | | |
|---------------------------|--------------------------|---|--------------------|-------|----|----|------|
| CNF India | RB1 (6000 NAR), S.Africa | - | 04 Sep 13.15 IST | \$128 | 0 | +1 | +0.8 |
| | RB2 (5500 NAR), S.Africa | - | 04 Sep 13.15 IST | \$109 | -1 | -1 | -5 |
| | RB3 (4800 NAR), S.Africa | - | 04 Sep 13.15 IST | \$89 | -2 | -3 | -8 |
| FOB South Africa | RB1 (6000 NAR) | - | 04 Sep 13.17 IST | \$110 | -1 | 0 | +0.8 |
| | RB2 (5500 NAR) | - | 04 Sep 13.17 IST | \$91 | -2 | -2 | -5 |
| | RB3 (4800 NAR) | - | 04 Sep 13.17 IST | \$72 | -2 | -3 | -7 |

Met Coke (Global)

| Global prices (in USD/MT) | | | | | | | |
|---------------------------|-------------------------|---|--------------------|-------|----|-----|-----|
| FOB China | 25-90mm, 64% CSR | - | 29 Aug 18.37 IST | \$251 | 0 | -23 | -48 |
| CNF India | 25-90mm, 64% CSR, China | - | 29 Aug 18.39 IST | \$262 | 0 | -23 | -52 |
| | 64% CSR, Japan origin | - | 29 Aug 18.39 IST | \$355 | -3 | -3 | -5 |

Note:- W-O-W: Week On Week, 1M: Change over last month, 3M: Change over last 3 months

Scrap & Metallic

Sponge (India)

| Region | Particular | Sponge Iron (C-DRI) | | | | Pellet Sponge (P-DRI) | | | |
|--|------------------|---------------------|--------|-------|-------|-----------------------|--------|-------|-------|
| | | Price | Change | W-O-W | 1M | Price | Change | W-O-W | 1M |
| Indian prices (in INR/MT) As on 04 Sep 2024 | | | | | | | | | |
| North India | Mandi Gobindgarh | 30,000 | 0 | + 200 | 0 | - | - | - | - |
| East India | Durgapur | 26,400 | - 500 | - 400 | - 600 | 24,300 | - 500 | - 500 | - 650 |
| East India | Rourkela | 26,000 | 0 | 0 | + 250 | - | - | - | - |
| Central India | Raigarh | 26,200 | + 100 | + 200 | + 200 | 24,200 | + 100 | + 200 | + 200 |
| Central India | Raipur | 29,150 | + 50 | - 150 | + 450 | 24,800 | + 100 | + 100 | + 450 |
| South India | Bellary | 26,550 | - 50 | - 400 | - 350 | 25,500 | - 100 | - 300 | - 200 |
| Eastern India | Ramgarh | 26,700 | 0 | 0 | - 250 | 24,700 | 0 | 0 | - 250 |
| East India | Jharsugda | - | - | - | - | 23,500 | + 100 | 0 | + 300 |
| South India | Hyderabad | - | - | - | - | 26,200 | - 50 | - 300 | - 300 |

All prices are basic, GST extra.

Pig Iron (India)

| Particular/Delivery | Size/Grade | Delivery | As On | Price | Change | 1M | 3M |
|---------------------------|---------------|-------------------|--------------------|--------|---------|---------|---------|
| Indian prices (in INR/MT) | | | | | | | |
| DAP-Ludhiana | Steel Grade | DAP | 04 Sep 17.26 IST | 39,300 | 0 | - 1,200 | - 3,200 |
| Ex-Bokaro | Steel Grade | Ex-Plant,Bokaro | 01 Aug 18.06 IST | 35,900 | - 1,450 | 0 | - 1,450 |
| Ex-Burnpur | Steel Grade | Ex-Plant,Burnpur | 31 May 16.00 IST | 40,500 | - 2,500 | 0 | 0 |
| Ex-Durgapur | Steel Grade | Ex-Works | 04 Sep 17.26 IST | 36,000 | - 300 | - 1,000 | - 3,300 |
| | | Ex-Plant,Durgapur | 24 Aug 10.35 IST | 35,500 | - 1,200 | - 1,200 | - 4,300 |
| Ex-Rourkela | Steel Grade | Ex-Plant,Rourkela | 31 Aug 14.13 IST | 35,450 | + 250 | - 1,050 | - 3,450 |
| Ex-Bhilai | Steel Grade | Ex-Plant,Bhilai | 20 Jun 17.45 IST | 38,000 | - 4,100 | 0 | - 4,100 |
| DAP-Raigarh | Steel Grade | DAP | 04 Sep 17.26 IST | 36,300 | - 50 | - 350 | - 3,250 |
| DAP-Raipur | Steel Grade | DAP | 04 Sep 17.26 IST | 36,500 | - 50 | - 600 | - 3,600 |
| DAP-Hyderabad | Steel Grade | DAP | 04 Sep 13.29 IST | 38,000 | - 200 | - 200 | - 2,000 |
| DAP-Delhi | Foundry Grade | DAP | 04 Sep 13.22 IST | 43,200 | 0 | - 800 | - 2,800 |
| DAP-Ludhiana | Foundry Grade | DAP | 04 Sep 13.22 IST | 43,500 | 0 | - 500 | - 2,100 |
| Ex-Durgapur | Foundry Grade | Ex-Works | 04 Sep 13.22 IST | 41,500 | 0 | - 2,000 | - 3,500 |
| Ex-Kharagpur | Foundry Grade | Ex-Works | 04 Sep 13.22 IST | 41,500 | 0 | - 2,000 | - 3,500 |
| DAP-Ahmedabad | Foundry Grade | DAP | 04 Sep 13.22 IST | 45,200 | 0 | - 300 | - 800 |
| DAP-Kolhapur | Foundry Grade | DAP | 04 Sep 13.22 IST | 45,500 | 0 | - 300 | - 1,300 |

Indian pig iron price assessment frequency has been increased from weekly to daily basis.

Re - Rolling Scrap (India)

| | | | | | | | |
|---------------------------|--------------------------------|---------|--------------------|--------|---|-------|---------|
| Indian prices (in INR/MT) | | | | | | | |
| Ex-Alang | 19-22mm(12 ANE), Ship Breaking | Ex-Yard | 04 Sep 11.04 IST | 41,200 | 0 | 0 | - 3,600 |
| | 15-18mm(10 ANE), Ship Breaking | Ex-Yard | 04 Sep 11.04 IST | 41,200 | 0 | 0 | - 3,500 |
| | 1 Inch, Ship Breaking | Ex-Yard | 04 Sep 11.04 IST | 41,200 | 0 | 0 | - 3,700 |
| | 12-14mm(8 ANE), Ship Breaking | Ex-Yard | 04 Sep 11.04 IST | 40,700 | 0 | 0 | - 3,500 |
| | 5-10 KG, Ship Breaking | Ex-Yard | 04 Sep 11.04 IST | 39,700 | 0 | 0 | - 3,500 |
| | 9-11mm(6 ANE), Ship Breaking | Ex-Yard | 04 Sep 11.04 IST | 39,200 | 0 | 0 | - 3,500 |
| | 2-5 KG, Ship Breaking | Ex-Yard | 04 Sep 11.04 IST | 38,700 | 0 | 0 | - 3,500 |
| | 6-8mm(4 ANE) , Ship Breaking | Ex-Yard | 04 Sep 11.04 IST | 38,200 | 0 | 0 | - 3,500 |
| | 1-2 KG, Ship Breaking | Ex-Yard | 04 Sep 10.27 IST | 35,000 | 0 | - 400 | - 4,700 |
| | Attachment, Ship Breaking | Ex-Yard | 04 Sep 10.27 IST | 34,800 | 0 | - 400 | - 4,700 |
| | HMS(80:20), Ship Breaking | Ex-Yard | 04 Sep 10.27 IST | 33,800 | 0 | - 400 | - 4,700 |

Melting Scrap (India)

| Particular/Delivery | Size/Grade | Delivery | As On | Price | Change | 1M | 3M |
|---------------------------|---------------------------|----------|--------------------|--------|--------|--------|--------|
| Indian prices (in INR/MT) | | | | | | | |
| Ex-Ludhiana | CR Busheling (Loose) | DAP | 04 Sep 17.37 IST | 37,700 | 0 | -500 | -4,000 |
| | End Cutting | DAP | 04 Sep 17.37 IST | 36,700 | +100 | -300 | -3,900 |
| | CI Scrap, Mixed Size | DAP | 04 Sep 17.37 IST | 38,600 | -100 | -100 | -1,800 |
| | Turning Boring Scrap | DAP | 04 Sep 17.37 IST | 33,500 | -100 | -1,300 | -5,100 |
| Ex-Mandi | HMS(80:20) | DAP | 04 Sep 17.37 IST | 33,800 | +100 | -800 | -3,900 |
| | CR Busheling (Loose) | DAP | 04 Sep 17.37 IST | 38,000 | +100 | -300 | -3,900 |
| | LMS (Light Melting Scrap) | DAP | 04 Sep 17.37 IST | 31,800 | +100 | -700 | -4,100 |
| | End Cutting | DAP | 04 Sep 17.37 IST | 37,000 | +100 | -300 | -3,800 |
| Ex-Durgapur | HMS(80:20) | DAP | 04 Sep 17.37 IST | 33,600 | -100 | -1,200 | -4,100 |
| Ex-Raipur | End Cutting | DAP | 04 Sep 17.37 IST | 35,700 | -100 | -400 | -3,750 |
| | HMS(80:20) | DAP | 04 Sep 17.37 IST | 33,700 | -100 | -400 | -3,800 |
| Ex-Ahmedabad | CR Busheling (Bundle) | DAP | 04 Sep 17.37 IST | 37,700 | 0 | -500 | -3,100 |
| | HMS(80:20) | DAP | 04 Sep 17.37 IST | 33,000 | 0 | -300 | -4,300 |
| Ex-Alang | HMS(80:20) | Ex-Yard | 04 Sep 17.37 IST | 33,800 | 0 | -400 | -4,700 |
| Ex-Jalna | CR Busheling (Loose) | DAP | 04 Sep 17.37 IST | 35,900 | -100 | +400 | -3,600 |
| | HMS(80:20) | DAP | 04 Sep 17.37 IST | 32,900 | -100 | +400 | -3,600 |
| Ex-Mumbai | HMS(80:20) | DAP | 04 Sep 17.37 IST | 32,500 | 0 | -200 | -3,000 |
| Ex-Chennai | Turning Boring Scrap | DAP | 04 Sep 17.37 IST | 31,200 | 0 | +400 | -2,800 |
| | HMS(90:10) | DAP | 04 Sep 17.37 IST | 34,100 | 0 | -400 | -2,500 |
| | HMS(80:20) | DAP | 04 Sep 17.37 IST | 32,100 | 0 | +200 | -2,900 |
| | CR Busheling (Bundle) | DAP | 04 Sep 17.37 IST | 35,500 | 0 | -700 | -2,700 |
| Ex-Coimbatore | CI Scrap, Mixed Size | DAP | 04 Sep 17.37 IST | 37,000 | 0 | -600 | -800 |
| Ex-Hyderabad | HMS(90:10) | DAP | 04 Sep 17.37 IST | 32,500 | 0 | +1,000 | -1,500 |
| | HMS(80:20) | DAP | 04 Sep 17.37 IST | 31,000 | 0 | +1,000 | -1,500 |
| Ex-Bhilai | 9-13 Meters, 60 KG | Ex-works | 25 Jul 14.36 IST | 40,800 | -3,620 | -350 | -700 |

Mill Scale (India)

| | | | | | | | |
|---------------------------|------------------|-----|--------------------|-------|---|------|------|
| Indian prices (in INR/MT) | | | | | | | |
| Ex Plant, Raipur | Fines, Fe 70/68% | EXW | 04 Sep 17.49 IST | 7,100 | 0 | +150 | +50 |
| Ex-Kandla | Fines, Fe 70/68% | DAP | 04 Sep 17.49 IST | 6,500 | 0 | -275 | -550 |

Sponge Iron (Global)

| Particular/Delivery | Size/Grade | Delivery | As On | Price | Change | 1M | 3M |
|---------------------------|--|----------|--------------------|-------|--------|-----|-----|
| Global prices (in USD/MT) | | | | | | | |
| CNF Bangladesh | FeM 80% (+/-1), 100% lumps | - | 29 Aug 17.39 IST | \$365 | +4 | -2 | -40 |
| CNF Nepal | Mix (70% lumps, 30% fines), FeM 80% (+/-1) | - | 29 Aug 17.39 IST | \$346 | 0 | -10 | -57 |

Melting Scrap (Global)

| | | | | | | | |
|---------------------------|--|---|--------------------|-------|----|-------|-------|
| Global prices (in USD/MT) | | | | | | | |
| FOB Europe | HMS 80:20 (Bulk) | - | 04 Sep 18.32 IST | \$336 | +1 | -24 | -21 |
| FOB USA | HMS 80:20 | - | 04 Sep 18.42 IST | \$338 | +1 | -18.4 | -21.4 |
| | Shredded | - | 04 Sep 18.42 IST | \$358 | +1 | -18.4 | -21.4 |
| CNF Bangladesh | H2 (Bulk, Japan origin) | - | 04 Sep 18.33 IST | \$387 | -4 | NA | -11 |
| | HMS 80:20 (Bulk, US Origin) | - | 04 Sep 18.33 IST | \$390 | -2 | NA | -15 |
| | HMS 80:20 (Containers, Europe Origin) | - | 04 Sep 18.33 IST | \$390 | 0 | -16 | -14.8 |
| | Shredded (Containers, UK Origin) | - | 04 Sep 18.33 IST | \$400 | 0 | -26.5 | -24.8 |
| CNF China | H2 | - | 04 Sep 11.59 IST | \$322 | 0 | -13 | -30.2 |
| | HMS 80:20 (Bulk) | - | 04 Sep 11.59 IST | \$346 | 0 | -9 | -4.8 |
| | Shredded | - | 04 Sep 11.59 IST | \$410 | 0 | 0 | +2 |
| CNF India | HMS 80:20 (Europe Origin, Containers) | - | 04 Sep 18.33 IST | \$366 | 0 | -20.2 | -30.8 |
| | HMS 80:20 (West Africa Origin, Containers) | - | 04 Sep 18.33 IST | \$365 | 0 | -20 | -29.4 |
| | HMS 80:20 (West Africa Origin, Containers) | - | 04 Sep 18.33 IST | \$369 | 0 | -20.4 | -29 |
| | Shredded (Europe Origin, Containers) | - | 04 Sep 18.33 IST | \$390 | 0 | -26.2 | -30.4 |
| | Shredded (US Origin, Containers) | - | 04 Sep 18.33 IST | \$385 | 0 | -25.2 | -30.6 |
| CNF Pakistan | Shredded (Containers, Europe Origin) | - | 04 Sep 18.33 IST | \$398 | -2 | -26.2 | -26 |
| CNF Taiwan | HMS 80:20 (US Origin, Containers) | - | 04 Sep 12.28 IST | \$328 | +2 | -20 | -17 |
| CNF Thailand | HMS 70:30 | - | 29 Jan 17.41 IST | \$352 | +2 | NA | NA |
| CNF Turkey | HMS 80:20 (Bulk, US Origin) | - | 04 Sep 18.33 IST | \$365 | +1 | -19.4 | -19.2 |

| | | | | | | | |
|-------------|-----------------------------|---|--------------------|-------|----|-----|-----|
| CNF Vietnam | H2, (Bulk,Japan origin) | - | 02 Sep 18.32 IST | \$360 | -2 | -11 | -9 |
| | HMS 80:20 (Bulk, US Origin) | - | 02 Sep 18.32 IST | \$371 | -1 | -11 | -13 |

Pig Iron (Global)

| Particular/Delivery | Size/Grade | Delivery | As On | Price | Change | 1M | 3M |
|---------------------------|-------------|----------|--------------------|-------|--------|-----|-----|
| Global prices (in USD/MT) | | | | | | | |
| FOB Black Sea | Steel Grade | - | 31 Aug 14.09 IST | \$388 | -2 | -17 | -27 |
| FOB Brazil | Steel Grade | - | 31 Aug 14.09 IST | \$437 | -5 | -5 | -13 |
| CNF Italy | Steel Grade | - | 31 Aug 14.10 IST | \$435 | -2 | -14 | -28 |

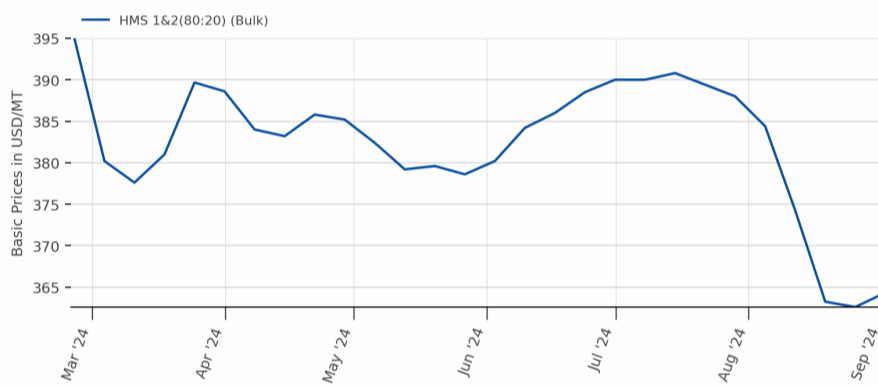
Weekly Assessment,, *Tender Prices in export

Ship Breaking (Global)

| Global prices (in USD/MT) | | | | | | | |
|---------------------------|------------|---|--------------------|-------|---|-----|-----|
| CNF Bangladesh | Containers | - | 03 Sep 11.29 IST | \$530 | 0 | +10 | -30 |
| | Tanker | - | 03 Sep 11.29 IST | \$520 | 0 | +10 | -20 |
| CNF India | Containers | - | 03 Sep 11.29 IST | \$520 | 0 | -10 | -40 |
| | Tanker | - | 03 Sep 11.29 IST | \$510 | 0 | -10 | -30 |
| CNF Pakistan | Containers | - | 03 Sep 11.29 IST | \$510 | 0 | -30 | -20 |
| | Tanker | - | 03 Sep 11.29 IST | \$500 | 0 | -30 | -20 |
| CNF Turkey | Containers | - | 03 Sep 11.29 IST | \$365 | 0 | -15 | -15 |
| | Tanker | - | 03 Sep 11.29 IST | \$355 | 0 | -15 | -15 |

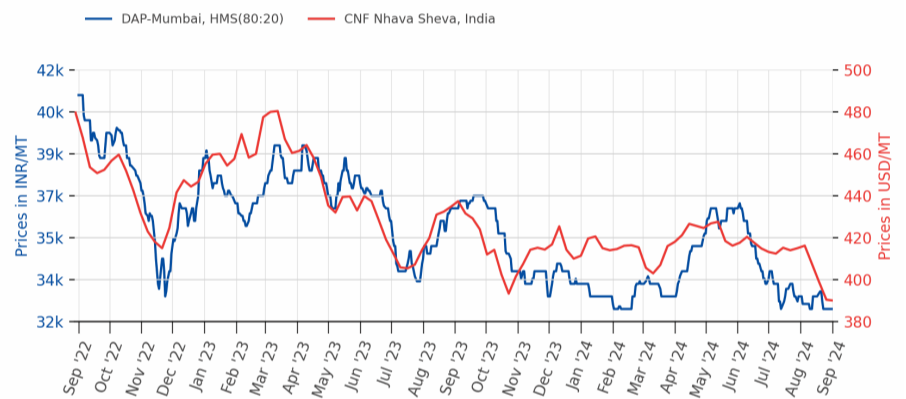
Note:- W-O-W: Week On Week, 1M: Change over last month, 3M: Change over last 3 months

Melting Scrap, CNF Turkey



Source:BigMint

Melting Scrap DAP Mumbai/CNF India



Source:BigMint

Bangladesh: Imported scrap vs domestic rebar price trend

— Containerised shredded UK/EU origin, CFR — Domestic rebar price — Bulk HMS (80:20) CFR Turkiye

Prices in \$/t

Source: BigMint

Bangladesh: Imported ferrous scrap index fall by up to \$4/t w-o-w; nominal trades amid LC constraints

2024-09-04

[READ MORE](#)

South Asia: Imported shredded scrap offers from UK/Europe

— India — Pakistan — Bangladesh — Turkiye HMS(80:20)(US)

Offers in \$/t, CFR

Source: BigMint

South Asia: India's imported scrap demand dullness persists amid bid-offer disparity

2024-09-04

[READ MORE](#)

India: Melting scrap index DAP-Mandi Gobingarh (End Cutting vs Billet)

— End Cutting Scrap — Billet (100x100 mm) — Spread (RHS)

Price in INR/t

End Cutting - INR 37,000/t (+100) 4 Sept'24

Source: BigMint

India: BigMint's scrap index edges up by INR 100/t d-o-d in range-bound market- 4 Sept'24

2024-09-04

[READ MORE](#)

India Sponge iron price & trade volume

— Bellary (PDR) — Raipur (PDR) — Durgapur (PDR)

Quantity in t

Prices in INR/t

Source: BigMint Research

India: Sponge iron market remains volatile on limited trade - 4 Sep

2024-09-04

[READ MORE](#)

Bangladesh bulk ferrous scrap imports

■ Japan ■ US ■ Australia ■ Netherlands ■ Others

Quantity in mmt

Source: BigMint vessel line up provisional data

Bangladesh: Bulk ferrous scrap imports fall by 20% m-o-m in Aug'24

2024-09-04

[READ MORE](#)

Registered vehicle recycling facilities in India by July 2024

■ Approved and Operational ■ Approved only

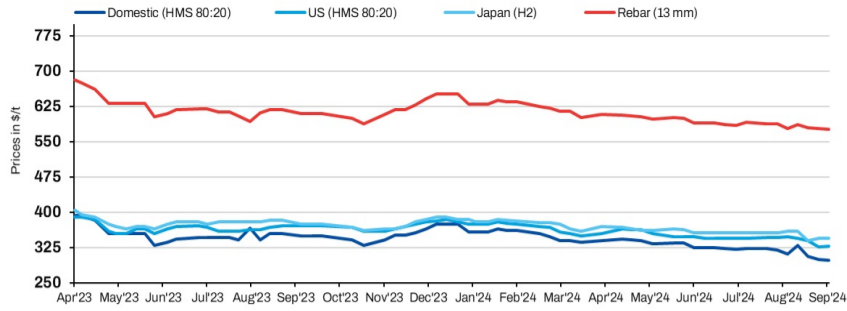
Source: BigMint

India set to mandate steel recycling in automobiles by FY'26

2024-09-04

[READ MORE](#)

Taiwan Feng Hsin scrap vs rebar prices



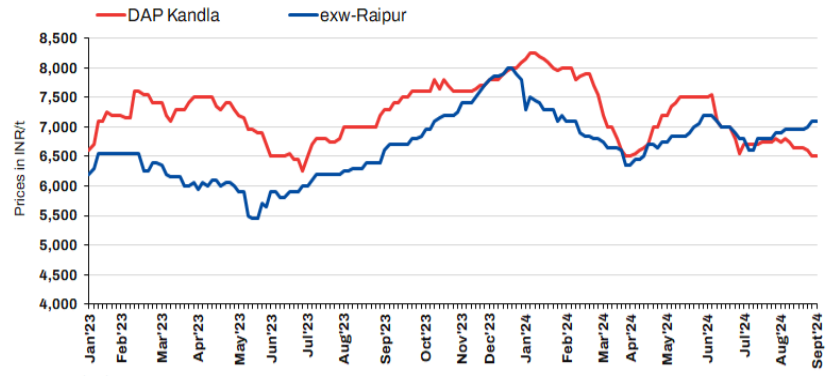
Source: Mysteel, BigMint

Taiwan's Feng Hsin holds rebar, scrap prices again

2024-09-04

[READ MORE](#)

India: Domestic mill-scale prices



Source: BigMint

India: Mill scale prices remain stable in major markets

2024-09-04

[READ MORE](#)

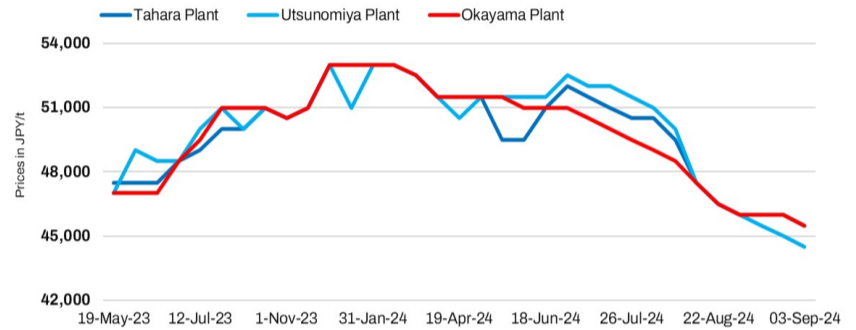
Japanese domestic ferrous scrap market update

Japanese EAF manufacturers in Kanto cut scrap prices; H2 hits 2-year low

2024-09-04

[READ MORE](#)

Japan: Tokyo Steel H2 scrap purchase price trend



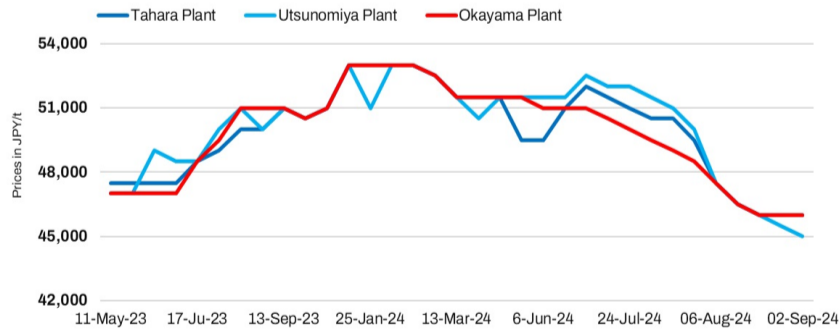
Source: BigMint

Japan: Tokyo Steel clips scrap buy prices by JPY 500 (\$3/t)

2024-09-03

[READ MORE](#)

Japan: Tokyo Steel H2 scrap purchase price trend



Source: BigMint

Japan: Tokyo Steel further reduces scrap procurement prices by JPY 500 (\$3/t)

2024-09-02

[READ MORE](#)

Japanese domestic ferrous scrap market update

Japanese EAF manufacturers in Kanto region cut scrap procurement prices

2024-09-02

[READ MORE](#)

Steel

Ingot/Billet (India)

| Region | Particular | INGOT | | | | BILLET | | | |
|--|------------------|--------|--------|-------|--------|--------|--------|-------|--------|
| | | Price | Change | W-O-W | 1M | Price | Change | W-O-W | 1M |
| Indian prices (in INR/MT) As on 04 Sep 2024 | | | | | | | | | |
| North India | Ghaziabad | 40,700 | 0 | -100 | -300 | - | - | - | - |
| North India | Ludhiana | 43,600 | -100 | -400 | -1,100 | - | - | - | - |
| North India | Mandi Gobindgarh | 41,700 | 0 | +50 | -500 | 41,700 | 0 | 0 | -500 |
| North India | Muzaffarnagar | 40,600 | 0 | -100 | -400 | - | - | - | - |
| East India | Rourkela | 37,000 | 0 | -50 | -200 | 37,750 | +150 | +250 | 0 |
| Central India | Raigarh | 37,700 | +100 | +100 | 0 | 38,050 | +50 | +50 | +50 |
| Central India | Raipur | 37,800 | +100 | -300 | -450 | 38,200 | +150 | -100 | -350 |
| West India | Ahmedabad | 40,300 | -200 | -100 | -400 | 40,700 | -200 | -300 | -700 |
| West India | Jaipur | 40,300 | 0 | 0 | -200 | - | - | - | - |
| West India | Mumbai | 40,000 | -300 | -500 | -900 | 40,500 | -200 | -500 | -600 |
| East India | Durgapur | - | - | - | - | 38,300 | -200 | -200 | -500 |
| East India | Kolkata | - | - | - | - | 39,000 | -200 | -200 | -500 |
| West India | Bhavnagar | - | - | - | - | 40,500 | -200 | -300 | -400 |
| West India | Goa | - | - | - | - | 40,500 | 0 | 0 | +100 |
| West India | Jalna | - | - | - | - | 40,200 | 0 | -300 | -800 |
| South India | Chennai | - | - | - | - | 41,300 | 0 | -200 | -1,700 |
| South India | HINDPUR | - | - | - | - | 40,700 | 0 | -100 | -100 |
| South India | Hyderabad | - | - | - | - | 39,500 | 0 | 0 | 0 |
| Eastern India | Ramgarh | - | - | - | - | 38,400 | -100 | -200 | -400 |

All prices are basic, GST @ 18% extra. Ingot - 3.5"×4.5", Commercial Grade, Billet - 100*100

Rebar (India)

| Particular/Delivery | Size/Grade | Delivery | As On | Price | PRICE @ 18%GST | Change | 1M | 3M |
|---------------------------|-------------------------------------|----------|--------------------|--------|----------------|--------|--------|--------|
| Indian prices (in INR/MT) | | | | | | | | |
| Exy-Delhi/NCR | 12-32mm, BF Route, IS 1786 Fe 550D | Ex-Yard | 30 Aug 17.33 IST | 50,200 | 59,200 | +400 | -1,500 | -8,400 |
| | 12-32mm, BF Route, IS 1786 Fe 500D | Ex-Yard | 30 Aug 17.33 IST | 50,200 | 59,200 | +400 | -1,500 | -8,400 |
| Exy-Durgapur | 12-32mm BF Route, IS 1786 Fe 500D | Ex-Yard | 30 Aug 17.33 IST | 48,800 | 57,600 | -500 | -3,100 | -7,900 |
| | 12-32mm BF Route, IS 1786 Fe 550D | Ex-Yard | 30 Aug 17.33 IST | 48,800 | 57,600 | -500 | -3,100 | -7,900 |
| Exy-Ahmedabad | 12-32mm BF Route, IS 1786 Fe 500D | Ex-Yard | 30 Aug 17.33 IST | 49,600 | 58,500 | 0 | -1,800 | -8,600 |
| | 12-32mm BF Route, IS 1786 Fe 550D | Ex-Yard | 30 Aug 17.33 IST | 49,600 | 58,500 | 0 | -1,800 | -8,600 |
| Exy-Mumbai | 12-32mm, BF Route, IS 1786 Fe 550D | Ex-Yard | 30 Aug 17.33 IST | 50,300 | 59,400 | +700 | -500 | -7,800 |
| | 12-32mm, BF Route, IS 1786 Fe 500D | Ex-Yard | 30 Aug 17.33 IST | 50,300 | 59,400 | +700 | -500 | -7,800 |
| Exy-Bangalore | 12-32mm, BF Route, IS 1786 Fe 500D | Ex-Yard | 30 Aug 17.33 IST | 50,800 | 59,900 | +300 | -1,500 | -8,000 |
| | 12-32mm, BF Route, IS 1786 Fe 550D | Ex-Yard | 30 Aug 17.33 IST | 50,800 | 59,900 | +300 | -1,500 | -8,000 |
| Exy-Chennai | 12-32mm, BF Route, IS 1786 Fe 500D | Ex-Yard | 30 Aug 17.33 IST | 50,300 | 59,400 | +100 | -1,800 | -8,100 |
| | 12-32mm, BF Route, IS 1786 Fe 550D | Ex-Yard | 30 Aug 17.33 IST | 50,300 | 59,400 | +100 | -1,800 | -8,100 |
| Exy-Hyderabad | 12-32mm, BF Route, IS 1786 Fe 500D | Ex-Yard | 30 Aug 17.33 IST | 49,300 | 58,200 | -100 | -1,800 | -9,000 |
| | 12-32mm, BF Route, IS 1786 Fe 550D | Ex-Yard | 30 Aug 17.33 IST | 49,300 | 58,200 | -100 | -1,800 | -9,000 |
| Indian prices (in INR/MT) | | | | | | | | |
| Ex-Delhi/NCR | 12-25mm, IF Route, Fe 500, IS 1786 | Ex-Works | 04 Sep 17.50 IST | 44,900 | 53,000 | 0 | -1,100 | -5,400 |
| Ex-Jaipur | 12-25mm IF route, Fe 500, IS 1786 | Ex-Works | 04 Sep 13.28 IST | 43,900 | 51,800 | 0 | -600 | -5,500 |
| Ex-Mandi Gobindgarh | 12-25mm, IF Route, Fe 500, IS 1786 | Ex-Works | 04 Sep 13.28 IST | 46,300 | 54,600 | 0 | -500 | -5,200 |
| Ex-Muzaffarnagar | 12-25mm, IF Route, Fe 500, IS 1786 | Ex-Works | 04 Sep 13.28 IST | 43,900 | 51,800 | 0 | -1,400 | -5,300 |
| Ex-Durgapur | 12-25mm, IF Route, Fe 500D, IS 1786 | Ex-Works | 04 Sep 17.50 IST | 42,600 | 50,300 | -100 | -700 | -5,700 |
| | 12-25mm, IF Route, Fe 500, IS 1786 | Ex-Works | 04 Sep 17.50 IST | 40,300 | 47,600 | -300 | -900 | -5,900 |
| Ex-Rourkela | 12-25mm, IF Route, Fe 500, IS 1786 | Ex-Works | 04 Sep 13.28 IST | 41,000 | 48,400 | 0 | -200 | -6,000 |
| | 12-25mm, IF Route, Fe 500D, IS 1786 | Ex-Works | 04 Sep 13.28 IST | 47,000 | 55,500 | 0 | -1,300 | -4,800 |
| Ex-Raigarh | 12-25mm, IF Route, Fe 500, IS 1786 | Ex-Works | 04 Sep 17.50 IST | 41,200 | 48,600 | +400 | +400 | -5,500 |
| Ex-Raipur | 12-25mm, IF Route, Fe 500, IS 1786 | Ex-Works | 04 Sep 17.50 IST | 41,300 | 48,700 | 0 | 0 | -6,000 |
| | 12-25mm, IF Route, Fe 500D, IS 1786 | Ex-Works | 04 Sep 13.28 IST | 44,500 | 52,500 | -100 | 0 | -6,000 |
| Ex-Ahmedabad | 12-25mm, IF Route, Fe 500, IS 1786 | FOR | 04 Sep 13.28 IST | 44,800 | 52,900 | 0 | -800 | -5,600 |

| | | | | | | | | |
|--------------|-------------------------------------|----------|--------------------|--------|--------|-------|---------|---------|
| Ex-Goa | 12-25mm, IF Route, Fe 500, IS 1786 | Ex-Works | 04 Sep 13.28 IST | 46,000 | 54,300 | 0 | - 200 | - 5,200 |
| Ex-Jalna | 12-25mm, IF Route, Fe 500, IS 1786 | Ex-Works | 04 Sep 17.50 IST | 44,400 | 52,400 | + 100 | - 400 | - 6,900 |
| Ex-Mumbai | 12-25mm, IF Route, Fe 500, IS 1786 | Ex-Works | 04 Sep 13.28 IST | 45,700 | 53,900 | 0 | + 1,000 | - 5,600 |
| Ex-Bangalore | 12-25mm, IF Route, Fe 550D, IS 1786 | Ex-Works | 04 Sep 13.28 IST | 49,500 | 58,400 | 0 | - 800 | - 4,500 |
| | 12-25mm, IF Route, Fe 550, IS 1786 | Ex-Works | 04 Sep 13.28 IST | 46,200 | 54,500 | 0 | - 500 | - 4,500 |
| Ex-Chennai | 12-25mm, IF Route, Fe 500, IS 1786 | Ex-Works | 04 Sep 13.28 IST | 46,000 | 54,300 | - 200 | - 1,500 | - 4,500 |
| Ex-Hyderabad | 12-25mm, IF Route, Fe 500, IS 1786 | Ex-Works | 04 Sep 13.28 IST | 43,500 | 51,300 | 0 | + 500 | - 4,800 |
| Ex-Patna | 12-25mm IF route, Fe 500, IS 1786 | Ex-Works | 04 Sep 13.28 IST | 42,300 | 49,900 | 0 | - 500 | - 6,000 |

Structure (Medium & Small Scale Producers) (India)

| Region/Zone | Particular | 40 ANGLE | Change | 1M | 75 CHANNEL | Change | 1M | 200 BEAM | Change | 1M |
|---------------------------|------------|----------|--------|-------|------------|--------|-------|----------|--------|---------|
| Indian prices (in INR/MT) | | | | | | | | | | |
| North India | Ghaziabad | - | - | - | - | - | - | 49,000 | 0 | - 600 |
| East India | Durgapur | 43,700 | 0 | - 800 | 43,700 | 0 | - 800 | 44,150 | - 100 | - 1,100 |
| Central India | Raipur | - | - | - | 43,700 | - 200 | - 500 | - | - | - |
| West India | Ahmedabad | 45,900 | 0 | - 800 | 45,900 | 0 | - 800 | - | - | - |
| West India | Mumbai | 48,500 | 0 | + 300 | 49,300 | 0 | + 300 | - | - | - |
| South India | Hyderabad | 46,700 | 0 | - 300 | 46,300 | 0 | - 300 | - | - | - |

Indian Structure price assessment frequency has been increased from weekly to daily basis, All prices are basic, Commercial Grade, Basic Price GST @ 18% extra

Wire Rod (India)

| Particular | Size/Grade | Raipur | Change | W-O-W | Durgapur | Change | W-O-W |
|----------------------------------|-------------|--------|--------|-------|----------|--------|-------|
| Indian prices (in INR/MT) | | | | | | | |
| SWRY 14 LC Gr 3, Induction route | 5.5 mm | 41,700 | - 100 | - 500 | 41,300 | - 300 | - 500 |
| HB Wire, Induction route | 12 Gauge | 44,200 | - 100 | - 500 | 43,800 | - 300 | - 500 |
| GI Wire, Induction route | 12 Gauge | 47,900 | - 100 | - 700 | 51,300 | - 300 | - 500 |
| Barbed Wire, Induction route | 12*12 Gauge | 49,900 | - 100 | - 700 | 54,300 | - 300 | - 500 |
| Binding Wire, Induction route | 20 Gauge | 50,200 | - 300 | - 500 | 50,100 | - 500 | - 700 |

Daily Assessment, Commercial Grade, Basic Price GST @ 18% extra

HRC (India)

| Particular/Delivery | Size/Grade | Delivery | As On | Price | Change | 1M | 3M |
|---------------------------|------------------------------------|--------------|--------------------|--------|---------|---------|---------|
| Indian prices (in INR/MT) | | | | | | | |
| Delhi | 2.5-8mm / CTL, IS2062, Gr E250 Br. | Ex-stockyard | 03 Sep 17.59 IST | 49,000 | - 800 | - 1,950 | - 5,600 |
| Faridabad | 2.5-8mm / CTL, IS2062, Gr E350 Br. | Ex-stockyard | 03 Sep 17.59 IST | 52,000 | - 700 | - 1,850 | - 5,000 |
| | 2.5-8mm / CTL, IS2062, Gr E250 Br. | Ex-stockyard | 03 Sep 17.59 IST | 49,000 | - 700 | - 1,850 | - 5,000 |
| Ludhiana | 1.8mm / CTL, IS2062, Gr E250 Br. | Ex-stockyard | 03 Sep 17.59 IST | 50,500 | - 700 | - 1,850 | - 5,000 |
| | 2.5-8mm / CTL, IS2062, Gr E250 Br. | Ex-stockyard | 03 Sep 17.59 IST | 49,500 | - 500 | - 1,500 | - 5,800 |
| Kolkata | 2.5-8mm / CTL, IS2062, Gr E250 Br. | Ex-stockyard | 03 Sep 17.59 IST | 47,200 | - 1,100 | - 2,700 | - 5,650 |
| Ahmedabad | 2.5-8mm / CTL, IS2062, Gr E250 Br. | Ex-stockyard | 03 Sep 17.59 IST | 50,800 | - 200 | - 1,150 | - 3,700 |
| | 2.5-8mm / CTL, IS2062, Gr E350 Br. | Ex-stockyard | 03 Sep 17.59 IST | 52,000 | - 1,000 | - 2,050 | - 4,950 |
| Mumbai | 1.8mm / CTL, IS2062, Gr E250 Br. | Ex-stockyard | 03 Sep 17.59 IST | 50,500 | - 1,000 | - 2,050 | - 4,850 |
| | 2.5-8mm / CTL, IS2062, Gr E250 Br. | Ex-stockyard | 03 Sep 17.59 IST | 49,000 | - 1,000 | - 2,050 | - 4,950 |
| Bangalore | 2.5-8mm / CTL, IS2062, Gr E250 Br. | Ex-stockyard | 03 Sep 17.59 IST | 51,700 | - 400 | - 2,300 | - 4,900 |
| Chennai | 2.5-8mm / CTL, IS2062, Gr E250 Br. | Ex-stockyard | 03 Sep 17.59 IST | 50,400 | 0 | 0 | - 5,400 |
| | 1.8mm / CTL, IS2062, Gr E250 Br. | Ex-stockyard | 03 Sep 17.59 IST | 52,300 | 0 | + 400 | - 5,000 |
| Hyderabad | 2.5-8mm / CTL, IS2062, Gr E250 Br. | Ex-stockyard | 03 Sep 17.59 IST | 49,800 | - 100 | - 1,700 | - 4,700 |

Weekly Assessment, Commercial Grade, *Basic Price GST @ 18% extra.,

CRC (India)

| Particular/Delivery | Size/Grade | Delivery | As On | Price | Change | 1M | 3M |
|---------------------------|---------------------------|--------------|--------------------|--------|---------|---------|---------|
| Indian prices (in INR/MT) | | | | | | | |
| Delhi | 0.90mm / CTL, IS 513, CR1 | Ex-stockyard | 03 Sep 18.06 IST | 57,000 | - 500 | - 1,450 | - 4,200 |
| Faridabad | 0.90mm / CTL, IS 513, CR1 | Ex-stockyard | 03 Sep 18.06 IST | 56,700 | - 500 | - 1,900 | - 3,700 |
| | 0.5mm / CTL, IS 513, CR1 | Ex-stockyard | 03 Sep 18.06 IST | 58,200 | - 500 | - 1,900 | - 3,700 |
| Ludhiana | 0.90mm / CTL, IS 513, CR1 | Ex-stockyard | 03 Sep 18.06 IST | 56,900 | - 100 | - 2,100 | - 4,500 |
| Kolkata | 0.90mm / CTL, IS 513, CR1 | Ex-stockyard | 03 Sep 18.06 IST | 53,500 | - 1,000 | - 2,500 | - 5,000 |
| Ahmedabad | 0.90mm / CTL, IS 513, CR1 | Ex-stockyard | 03 Sep 18.06 IST | 57,300 | - 200 | - 1,550 | - 3,700 |

| | | | | | | | |
|-----------|---------------------------|--------------|--------------------|--------|------|--------|--------|
| Mumbai | 0.5mm / CTL, IS 513, CR1 | Ex-stockyard | 03 Sep 18.06 IST | 57,900 | -800 | -1,750 | -4,050 |
| | 0.90mm / CTL, IS 513, CR1 | Ex-stockyard | 03 Sep 18.06 IST | 56,400 | -900 | -1,750 | -4,050 |
| Bangalore | 0.9mm / CTL, IS 513, CR1 | Ex-stockyard | 03 Sep 18.06 IST | 59,800 | -200 | -1,900 | -3,500 |
| Chennai | 0.5mm / CTL, IS 513, CR1 | Ex-stockyard | 03 Sep 18.06 IST | 62,500 | -500 | -1,000 | -2,450 |
| | 0.90mm / CTL, IS 513, CR1 | Ex-stockyard | 03 Sep 18.06 IST | 61,000 | -500 | -1,000 | -2,450 |
| Hyderabad | 0.90mm / CTL, IS 513, CR1 | Ex-stockyard | 03 Sep 18.06 IST | 58,200 | 0 | -2,050 | -4,500 |

Weekly Assessment, Commercial Grade, *Basic Price GST @ 18% extra.,

HR Plate (India)

| Particular/Delivery | Size/Grade | Delivery | As On | Price | Change | 1M | 3M |
|---------------------------|-----------------------|--------------|--------------------|--------|--------|--------|--------|
| Indian prices (in INR/MT) | | | | | | | |
| Delhi | 60-100mm, Gr E350 Br. | Ex-stockyard | 04 Sep 18.08 IST | 61,100 | -800 | -2,100 | -5,000 |
| | 5-10mm, Gr E350 Br. | Ex-stockyard | 04 Sep 18.08 IST | 53,500 | -500 | -1,300 | -4,300 |
| | 20-40mm, Gr E350 Br. | Ex-stockyard | 04 Sep 18.08 IST | 58,000 | -200 | -1,800 | -4,100 |
| | 60-100mm, Gr E250 Br. | Ex-stockyard | 04 Sep 18.08 IST | 57,900 | -500 | -1,800 | -4,700 |
| | 5-10mm, Gr E250 Br. | Ex-stockyard | 04 Sep 18.08 IST | 50,000 | -500 | -1,300 | -4,500 |
| | 20-40mm, Gr E250 Br. | Ex-stockyard | 04 Sep 18.08 IST | 54,400 | -300 | -1,900 | -4,100 |
| Mumbai | 60-100mm, Gr E350 Br. | Ex-stockyard | 04 Sep 18.08 IST | 61,000 | -800 | -2,000 | -4,300 |
| | 5-10mm, Gr E350 Br. | Ex-stockyard | 04 Sep 18.08 IST | 54,000 | 0 | -1,200 | -4,500 |
| | 20-40mm, Gr E350 Br. | Ex-stockyard | 04 Sep 18.08 IST | 56,900 | -900 | -2,100 | -4,500 |
| | 60-100mm, Gr E250 Br. | Ex-stockyard | 04 Sep 18.08 IST | 57,500 | -800 | -2,100 | -4,300 |
| | 5-10mm, Gr E250 Br. | Ex-stockyard | 04 Sep 18.08 IST | 50,500 | 0 | -1,000 | -4,500 |
| | 20-40mm, Gr E250 Br. | Ex-stockyard | 04 Sep 18.08 IST | 53,500 | -700 | -2,200 | -4,500 |

Weekly Assessment, Commercial Grade, Basic Price GST @ 18% extra

GP (India)

| | | | | | | | |
|---------------------------|--------------------------------|--------------|--------------------|--------|--------|--------|--------|
| Indian prices (in INR/MT) | | | | | | | |
| Delhi | 0.7mm / CTL, 120 GSM, IS277 | Ex-stockyard | 29 Aug 18.11 IST | 59,500 | -700 | -3,300 | -6,400 |
| | 0.6mm / CTL, 120 GSM, IS277 | Ex-stockyard | 29 Aug 18.11 IST | 60,800 | -700 | -3,500 | -6,600 |
| Mumbai | 0.8mm / CTL, 120 GSM, IS277 | Ex-stockyard | 29 Aug 18.11 IST | 60,300 | 0 | -2,100 | -4,600 |
| | 0.6mm / CTL, 120 GSM, IS277 | Ex-stockyard | 29 Aug 18.11 IST | 61,800 | 0 | -2,100 | -4,600 |
| Chennai | 0.8-1.6mm / CTL, 120gsm, IS277 | Ex-stockyard | 29 Aug 18.11 IST | 63,800 | 0 | -1,700 | -6,800 |
| | 0.6mm / CTL, 120 GSM, IS277 | Ex-stockyard | 29 Aug 18.11 IST | 65,300 | 0 | -1,700 | -6,800 |
| Hyderabad | 0.8mm / CTL, 120 GSM, IS277 | Ex-stockyard | 29 Aug 18.11 IST | 63,300 | -1,000 | -3,200 | -6,000 |
| | 0.6mm / CTL, 120 GSM, IS277 | Ex-stockyard | 29 Aug 18.11 IST | 64,800 | -1,000 | -3,200 | -6,000 |

PPGI (India)

| Particular/Delivery | Size/Grade | Delivery | As On | Price | Change | 1M | 3M |
|---------------------------|------------------------------|--------------|--------------------|--------|--------|--------|--------|
| Indian prices (in INR/MT) | | | | | | | |
| Delhi | 0.5mm / CTL, 90 GSM, IS14246 | Ex-stockyard | 29 Aug 18.00 IST | 69,000 | -1,000 | -3,300 | -5,900 |
| Mumbai | 0.5mm / CTL, 90 GSM, IS14246 | Ex-stockyard | 29 Aug 18.00 IST | 69,000 | +200 | -1,300 | -5,300 |

MS Pipes (India)

| | | | | | | | |
|---------------------------|--|----------|--------------------|--------|--------|--------|--------|
| Indian prices (in INR/MT) | | | | | | | |
| Exy-Raipur | 2.2-6mm, IS 1239,IS 1161 (HR Coil Based) | Ex-Yard | 04 Sep 17.44 IST | 51,500 | -2,500 | -3,500 | -8,500 |
| Ex-Raipur | 41-60 OD (Patra Based) | Ex-works | 04 Sep 16.22 IST | 41,100 | 0 | -900 | -6,500 |
| Ex-Mandi Gobindgarh | 41-60 OD (Patra Based) | Ex-works | 04 Sep 16.22 IST | 43,500 | 0 | -1,300 | -5,200 |
| Exy-Delhi | 2.2-6mm, IS 1239,IS 1161 (HR Coil Based) | Ex-Yard | 04 Sep 17.44 IST | 53,000 | -2,000 | -3,000 | -9,500 |
| Exy-Raipur | 2.2-6mm, IS 1239,IS 1161 (HR Coil Based) | Ex-Yard | 04 Sep 17.44 IST | 51,500 | -2,500 | -3,500 | -8,500 |
| Exy-Mumbai | 2.2-6mm, IS 1239,IS 1161 (HR Coil Based) | Ex-Yard | 04 Sep 17.44 IST | 52,000 | -2,000 | -3,000 | -9,000 |
| Exy-Pune | 2.2-6mm, IS 1239,IS 1161 (HR Coil Based) | Ex-Yard | 04 Sep 17.44 IST | 52,000 | -2,000 | -3,000 | -9,000 |
| Exy-Bangalore | 2.2-6mm, IS 1239,IS 1161 (HR Coil Based) | Ex-Yard | 04 Sep 17.44 IST | 53,000 | -1,500 | -2,500 | -7,500 |
| Exy-Hyderabad | 2.2-6mm, IS 1239,IS 1161 (HR Coil Based) | Ex-Yard | 04 Sep 17.44 IST | 52,500 | -2,000 | -3,000 | -8,500 |

Billet (Global)

| Particular/Delivery | Size/Grade | Delivery | As On | Price | Change | 1M | 3M |
|---------------------------|-----------------------------|----------|--------------------|-------|--------|-------|-------|
| Global prices (in USD/MT) | | | | | | | |
| FOB India | 150*150, 3SP/4SP | - | 03 Sep 18.08 IST | \$490 | 0 | 0 | NA |
| FOB Iran | 130*130, 3SP | - | 03 Sep 18.08 IST | \$465 | 0 | -5 | -17 |
| FOB Russia | 130*130, 3SP | - | 03 Sep 18.08 IST | \$473 | +5 | -12 | -22 |
| CNF Nepal | 100*100, IS 2831 (IF Grade) | - | 03 Sep 18.06 IST | \$484 | -3 | -1.5 | -54 |
| CNF Philippines | 150*150, 3SP | - | 03 Sep 18.06 IST | \$470 | 0 | -12.5 | -45.5 |
| CNF Turkey | 120*120 | - | 03 Sep 18.06 IST | \$485 | +3 | -15 | -35 |

Weekly Assessment

Rebar (Global)

| Particular/Delivery | Size/Grade | Delivery | As On | Price | Change | 1M | 3M |
|---------------------------|---------------------|----------|--------------------|-------|--------|----|----|
| Global prices (in USD/MT) | | | | | | | |
| FOB Turkey | 12-32mm, Commercial | - | 30 Aug 12.54 IST | \$572 | -1 | -6 | -6 |

Wire Rod (Global)

| Particular/Delivery | Size/Grade | Delivery | As On | Price | Change | 1M | 3M |
|---------------------------|-----------------------------|----------|--------------------|-------|--------|-----|-----|
| Global prices (in USD/MT) | | | | | | | |
| CNF Nepal | 5.5-6.0mm, Commercial Grade | - | 31 Aug 13.10 IST | \$525 | -5 | -10 | -67 |
| | 6-8 mm, ASTM A510 SAE 1008 | - | 31 Aug 13.10 IST | \$590 | +5 | +15 | NA |

HRC (Global)

| Particular/Delivery | Size/Grade | Delivery | As On | Price | Change | 1M | 3M |
|---------------------------|--------------------------------------|----------|--------------------|-------|--------|-----|-----|
| Global prices (in USD/MT) | | | | | | | |
| CNF Bangladesh | 2mm, SAE 1006 (China origin) | - | 03 Sep 18.45 IST | \$520 | 0 | -20 | -50 |
| CNF Dubai | 2mm, SAE1006 (India origin), SAE1006 | - | 23 Apr 18.30 IST | \$595 | 0 | NA | NA |
| CNF Europe | 3-4mm, S235JR | - | 03 Sep 18.45 IST | \$520 | 0 | -30 | -60 |
| | 3mm+, S275 | - | 03 Sep 18.45 IST | \$610 | -10 | NA | -60 |
| CNF India | 2-12 mm, SS400 (China Origin) | - | 03 Sep 18.45 IST | \$495 | 0 | -40 | -60 |
| | 3mm, SS400 (South Korea Origin) | - | 16 Jul 18.40 IST | \$570 | -30 | NA | NA |
| CNF Nepal | 2mm, SAE1006 (India origin), SAE1006 | - | 03 Sep 18.45 IST | \$555 | -5 | -25 | -80 |
| CNF Pakistan | 2mm, SS400 (China origin), SS400 | - | 03 Sep 18.45 IST | \$486 | -14 | -32 | -64 |
| | 2mm, SS400 (Japan origin), SS400 | - | 28 May 18.42 IST | \$585 | 0 | NA | NA |
| CNF UAE | 2mm, SAE1006 (China Origin) | - | 03 Sep 18.45 IST | \$500 | 0 | -40 | -67 |
| | 2 mm, SAE 1006 (Formosa, skin pass) | - | 29 Aug 12.32 IST | \$517 | -17 | NA | -58 |
| CNF Vietnam | 2-20mm, SAE 1006 (India Origin) | - | 09 Apr 18.25 IST | \$567 | 0 | NA | NA |
| | 2-3mm, SAE 1006 (China Origin) | - | 03 Sep 18.45 IST | \$485 | 0 | -25 | -65 |
| | Thickness - 2-6 mm, Width - 1.1-1.3m | - | 04 Sep 18.57 IST | \$515 | -15 | NA | NA |
| FOB Black Sea | 3mm, SAE1006 | - | 03 Sep 18.43 IST | \$480 | -15 | -50 | -72 |
| FOB China | 3-12mm, SS400 | - | 03 Sep 18.43 IST | \$465 | 0 | -30 | -60 |
| FOB India | 2.5 mm, SAE1006 | - | 23 Apr 18.30 IST | \$560 | 0 | NA | NA |
| FOB Japan | 2mm, SS400 | - | 27 Aug 18.50 IST | \$505 | -25 | -35 | -55 |
| FOB South Korea | 1.6-2.5mm, SAE 1006 | - | 13 Aug 18.46 IST | \$520 | -30 | NA | NA |

CRC (Global)

| Particular/Delivery | Size/Grade | Delivery | As On | Price | Change | 1M | 3M |
|---------------------------|---------------------|----------|--------------------|-------|--------|-----|-----|
| Global prices (in USD/MT) | | | | | | | |
| FOB China | 0.90mm, SPCC | - | 04 Sep 18.26 IST | \$520 | 0 | -35 | -75 |
| FOB India | 0.9 mm, IS 513 Gr.O | - | 04 Sep 18.26 IST | \$645 | -10 | -30 | -55 |
| FOB Russia | 0.90mm, SPCC | - | 04 Sep 18.26 IST | \$575 | -15 | -45 | -70 |

HR Plate (Global)

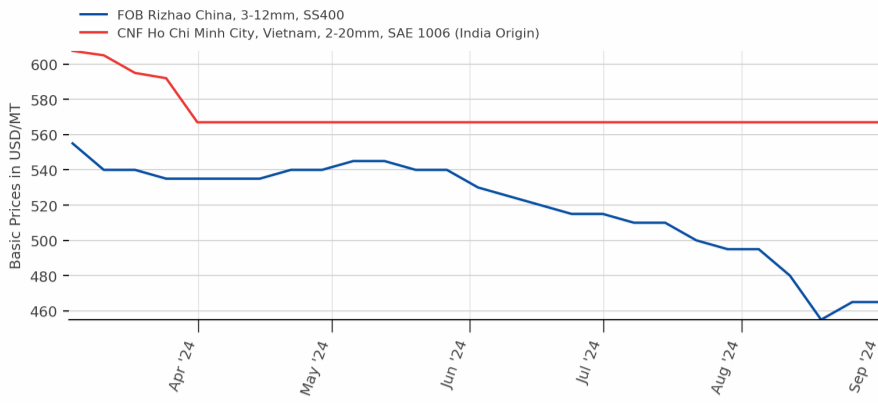
| Particular/Delivery | Size/Grade | Delivery | As On | Price | Change | 1M | 3M |
|---------------------------|----------------|----------|--------------------|-------|--------|-----|-----|
| Global prices (in USD/MT) | | | | | | | |
| FOB China | 5-10mm, SS 400 | - | 04 Sep 18.22 IST | \$475 | -5 | -50 | -70 |

GP (Global)

| Particular/Delivery | Size/Grade | Delivery | As On | Price | Change | 1M | 3M |
|---------------------------|---|----------|--------------------|-------|--------|-----|-----|
| Global prices (in USD/MT) | | | | | | | |
| FOB China | DX51D+z80, Width 1,000-1,500 mm, thickness 0.5-2mm | - | 29 Aug 17.29 IST | \$590 | +20 | -25 | -60 |
| FOB India | Width 900-1250mm, thickness 0.50mm, DX51D+z80, BS EN 10142:2000 | - | 29 Aug 17.29 IST | \$745 | 0 | -5 | -55 |

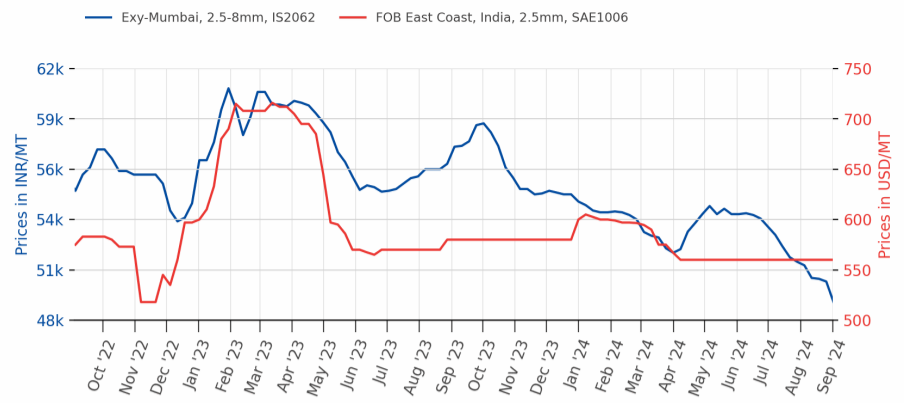
Note:- W-O-W: Week On Week, 1M: Change over last month, 3M: Change over last 3 months

HRC



Source:BigMint

Prices of HRC Exy Mumbai/FOB India



Source:BigMint

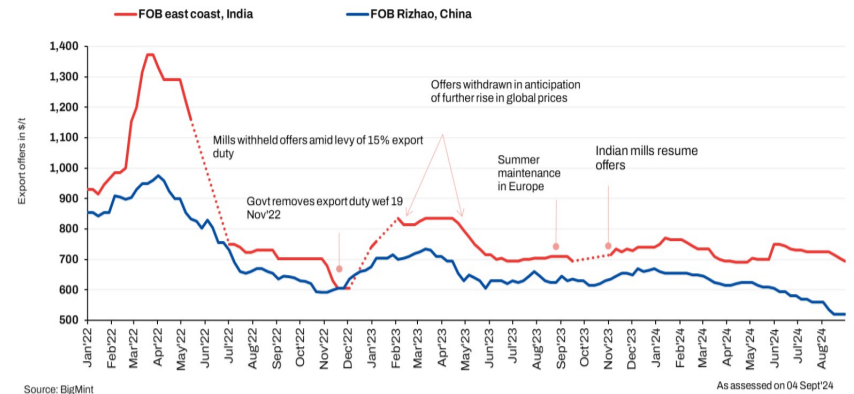


ISA Conference: Challenges and path forward for Indian steel industry

2024-09-04

[READ MORE](#)

Indian and Chinese CRC export offers FOB basis



Source: BigMint

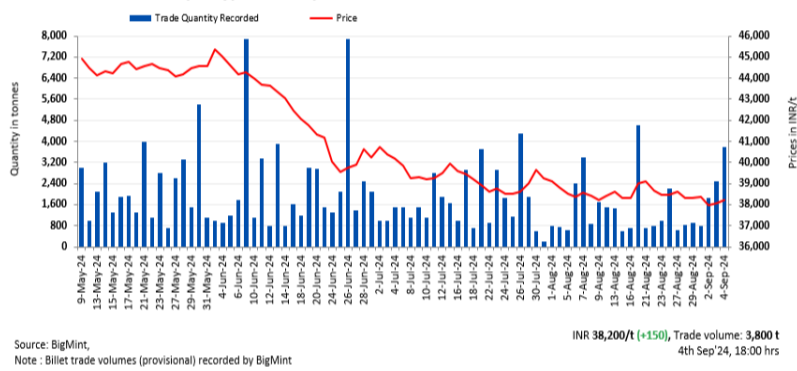
As assessed on 04 Sep'24

Indian CRC export offers to Europe fall w-o-w amid recent deal

2024-09-04

[READ MORE](#)

India: Billet index (daily), exw Raipur



Source: BigMint,

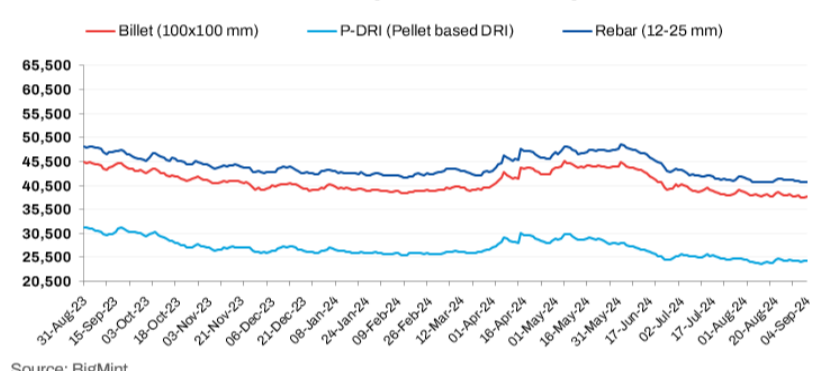
Note: Billet trade volumes (provisional) recorded by BigMint

India: BigMint's billet index rises by INR 150/t d-o-d on improved buying - 4 Sep

2024-09-04

[READ MORE](#)

Indian DRI, billet and rebar prices, Exw Raipur



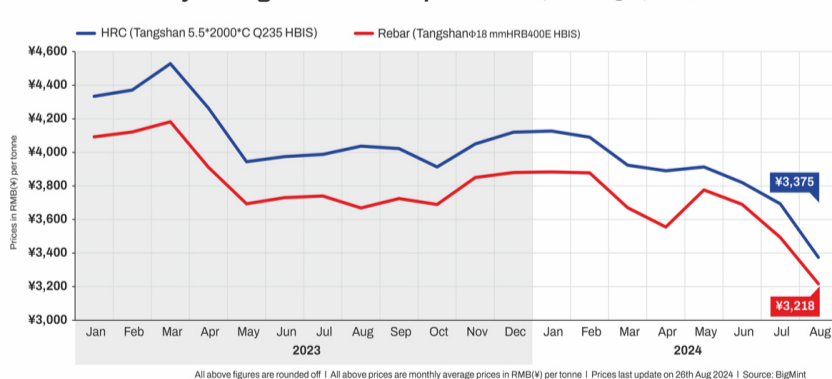
Source: BigMint

Indian DRI, billet, and rebar update - 4 Sep

2024-09-04

[READ MORE](#)

China's monthly average HRC & rebar price trend (Jan'23-Aug'24)



All above figures are rounded off | All above prices are monthly average prices in RMB(¥) per tonne | Prices last update on 26th Aug 2024 | Source: BigMint

China's steel prices may recover further in September

2024-09-04

[READ MORE](#)

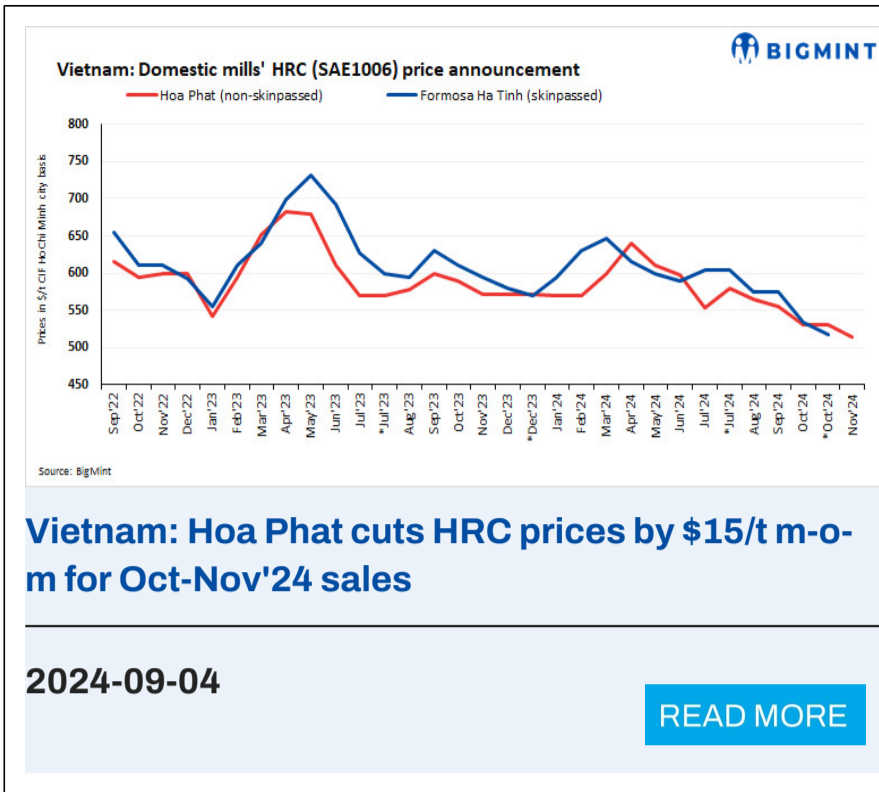
India: Brandwise rebar offers



India's brand-wise rebar offers from IF route mills - 4 Sep

2024-09-04

[READ MORE](#)



Vietnam: Hoa Phat cuts HRC prices by \$15/t m-o-m for Oct-Nov'24 sales

2024-09-04

[READ MORE](#)



China: Steel billet prices further drop by RMB 50/t (\$7/t) d-o-d

2024-09-04

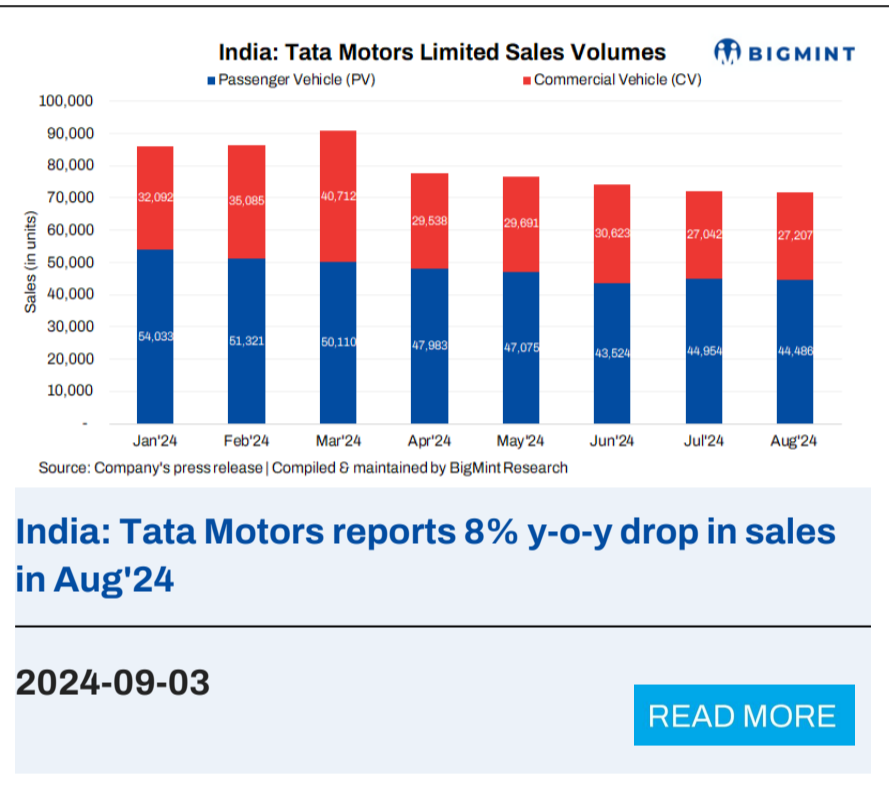
[READ MORE](#)



China: Steel billet prices drop by RMB 40/t (\$6/t) d-o-d

2024-09-03

[READ MORE](#)



India: Tata Motors reports 8% y-o-y drop in sales in Aug'24

2024-09-03

[READ MORE](#)



India: HRC export prices to EU edge down in recent deal

2024-09-03

[READ MORE](#)



Ukraine: Zaporizhstal's steel production edges down y-o-y in Aug'24

2024-09-03

[READ MORE](#)

Ferro Alloy

Manganese Ore (India)

| Particular/Delivery | Size/Grade | Delivery | As On | Price | Change | 1M | 3M |
|---------------------------|-----------------------------|----------|--------------------|--------|--------|----|----|
| Indian prices (in INR/MT) | | | | | | | |
| MOIL | 6-80 mm, Lumps, Mn 46% | Ex-Mines | 02 Sep 12.42 IST | 22,540 | -5,635 | NA | NA |
| | Lumps, Lumps, Mn 44%, Fe 7% | Ex-Mines | 02 Sep 12.42 IST | 21,561 | -5,390 | NA | NA |
| | Lumps, Mn 37%, Fe 7.5% | Ex-Mines | 02 Sep 12.42 IST | 12,874 | -2,272 | NA | NA |
| | 6-80 mm, Lumps, Mn 30% | Ex-Mines | 02 Sep 12.42 IST | 6,322 | -1,115 | NA | NA |

Weekly Assessment, Prices Ex-Mines Basis Including Royalty

Chrome Ore (India)

| Particular/Delivery | Size/Grade | Delivery | As On | Price | Change | 1M | 3M |
|---------------------------|-----------------------|----------|--------------------|--------|--------|----|----|
| Indian prices (in INR/MT) | | | | | | | |
| Ex-Jajpur (OMC-eAuction) | Friable 54%+ | Ex-Mines | 21 Aug 18.29 IST | 38,085 | -202 | NA | NA |
| | Friable 52-54% | Ex-Mines | 21 Aug 18.29 IST | 34,119 | +1,935 | NA | NA |
| | Friable 50-52% | Ex-Mines | 21 Aug 18.29 IST | 24,252 | -521 | NA | NA |
| | Lumps, Friable 48-50% | Ex-Mines | 21 Aug 18.29 IST | 23,721 | -424 | NA | NA |

OMC E-Auction Prices Including Royalty

Silico Manganese (India)

| Particular/Delivery | Size/Grade | Delivery | As On | Price | Change | 1M | 3M |
|---------------------------|-----------------------------|----------|--------------------|--------|--------|--------|---------|
| Indian prices (in INR/MT) | | | | | | | |
| Ex-Durgapur | 10-150 mm, LC (Mn 55% min.) | Ex-Works | 29 Aug 10.20 IST | 83,250 | -1,050 | -750 | -22,750 |
| | 10-150 mm, MC (Mn 53% min.) | Ex-Works | 29 Aug 10.20 IST | 78,200 | -1,200 | -800 | -21,800 |
| | 10-50 MM, HC 60-14 | Ex-Works | 04 Sep 18.49 IST | 67,500 | 0 | -1,660 | -18,580 |
| | 25-150 mm, HC 60-14 | Ex-Works | 04 Sep 18.49 IST | 67,000 | 0 | -1,660 | -18,580 |
| Ex-Raipur | 25-150 mm, HC 60-14 | Ex-Works | 04 Sep 18.49 IST | 67,500 | -100 | -1,580 | -19,540 |
| Ex-Vizag | 25-150 mm, HC 60-14 | Ex-Works | 04 Sep 18.49 IST | 67,500 | -100 | -1,280 | -18,580 |

Weekly Assessment; All Prices are basic; GST @ 18% extra

Ferro Manganese (India)

| Particular/Delivery | Size/Grade | Delivery | As On | Price | Change | 1M | 3M |
|---------------------------|----------------------------|----------|--------------------|---------|--------|--------|---------|
| Indian prices (in INR/MT) | | | | | | | |
| Ex-Durgapur | 10-150 mm, MC (Mn 70% min) | Ex-Works | 29 Aug 10.22 IST | 103,000 | 0 | -2,500 | -22,000 |
| | 25-150 mm, HC 70% | Ex-Works | 04 Sep 18.48 IST | 73,200 | -100 | -2,720 | -21,380 |
| Ex-Raipur | 25-150 mm, HC 70% | Ex-Works | 04 Sep 18.48 IST | 73,350 | 0 | -2,580 | -21,070 |

Weekly Assessment; All Prices are basic; GST @ 18% extra

Ferro Chrome (India)

| Particular/Delivery | Size/Grade | Delivery | As On | Price | Change | 1M | 3M |
|---------------------------|---------------------------|----------|--------------------|---------|--------|--------|--------|
| Indian prices (in INR/MT) | | | | | | | |
| Ex-Durgapur | 10-60 mm, LC 60% | Ex-Works | 29 Aug 10.11 IST | 220,000 | +1,000 | +1,000 | -9,000 |
| Ex-Jajpur | 10-150mm, HC 60%, Si- 4% | Ex-Works | 04 Sep 10.32 IST | 107,800 | +800 | +3,650 | +350 |
| | 10-150mm, HC 60%, Si - 2% | Ex-Works | 29 Aug 10.11 IST | 113,000 | +4,000 | +2,000 | -1,600 |

Weekly Assessment; All Prices are basic; GST @ 18% extra

Ferro Silicon (India)

| Particular/Delivery | Size/Grade | Delivery | As On | Price | Change | 1M | 3M |
|---------------------------|---------------------|----------|--------------------|--------|--------|--------|---------|
| Indian prices (in INR/MT) | | | | | | | |
| Ex-Guwahati | 25-150 mm, FeSi 70% | Ex-Works | 02 Sep 18.48 IST | 86,650 | +750 | -2,900 | -10,600 |
| Ex-Bhutan | 25-150 mm, FeSi 70% | Ex-Works | 02 Sep 18.48 IST | 88,000 | -800 | -2,400 | -9,650 |

Weekly Assessment; All Prices are basic; GST @ 18% extra

Manganese Ore (Global)

| Particular/Delivery | Size/Grade | Delivery | As On | Price | Change | 1M | 3M |
|---------------------------|--------------------------|----------|--------------------|--------------|--------|-------|-------|
| Global prices (in USD/MT) | | | | | | | |
| CNF China | Lumps, Mn 37% (USD/dmtu) | - | 31 Aug 11.04 IST | \$3.84 /dmtu | -0.02 | -0.49 | -2.56 |
| | Lumps, Mn 44% (USD/dmtu) | - | 31 Aug 11.04 IST | \$6.03 /dmtu | -0.03 | -2.97 | -2.27 |

| | | | | | | | |
|------------------|--|---|--------------------|--------------|-------|-------|-------|
| CNF India | Lumps, Mn 37%, (South African origin) (USD/dmtu) | - | 31 Aug 11.04 IST | \$4 /dmtu | 0 | -0.45 | -2.55 |
| | Lumps, Mn 44% (USD/dmtu) | - | 31 Aug 11.04 IST | \$6.15 /dmtu | -0.05 | -2.95 | -2.3 |
| | Lumps, Mn 46%, (USD/dmtu) | - | 31 Aug 11.04 IST | \$6.6 /dmtu | -0.05 | -3.1 | -2.4 |

Weekly Assessment

Chrome Ore (Global)

| | | | | | | | |
|---------------------------|------------------------|---|--------------------|-------|-----|-----|-----|
| Global prices (in USD/MT) | | | | | | | |
| CNF China | Conc 40-42%, S. Africa | - | 03 Sep 17.36 IST | \$300 | -15 | -10 | -15 |
| | Conc 46-48%, Turkish | - | 03 Sep 17.36 IST | \$420 | 0 | -5 | 0 |

Weekly Assessment

Silico Manganese (Global)

| | | | | | | | |
|---------------------------|---------------------|---|--------------------|-------|---|-------|--------|
| Global prices (in USD/MT) | | | | | | | |
| FOB India | 25-150 mm, HC 60-14 | - | 04 Sep 18.50 IST | \$820 | 0 | -17.4 | -277 |
| | 25-150 mm, HC 65-16 | - | 04 Sep 18.50 IST | \$930 | 0 | -39.6 | -300.2 |

Weekly Assessment

Ferro Manganese (Global)

| | | | | | | | |
|---------------------------|-------------------|---|--------------------|-------|---|-------|--------|
| Global prices (in USD/MT) | | | | | | | |
| FOB India | 25-150 mm, HC 70% | - | 04 Sep 18.50 IST | \$895 | 0 | -45.6 | -233.4 |
| | 25-150 mm, HC 75% | - | 04 Sep 18.50 IST | \$950 | 0 | -54.2 | -289.6 |

Weekly Assessment

Ferro Chrome (Global)

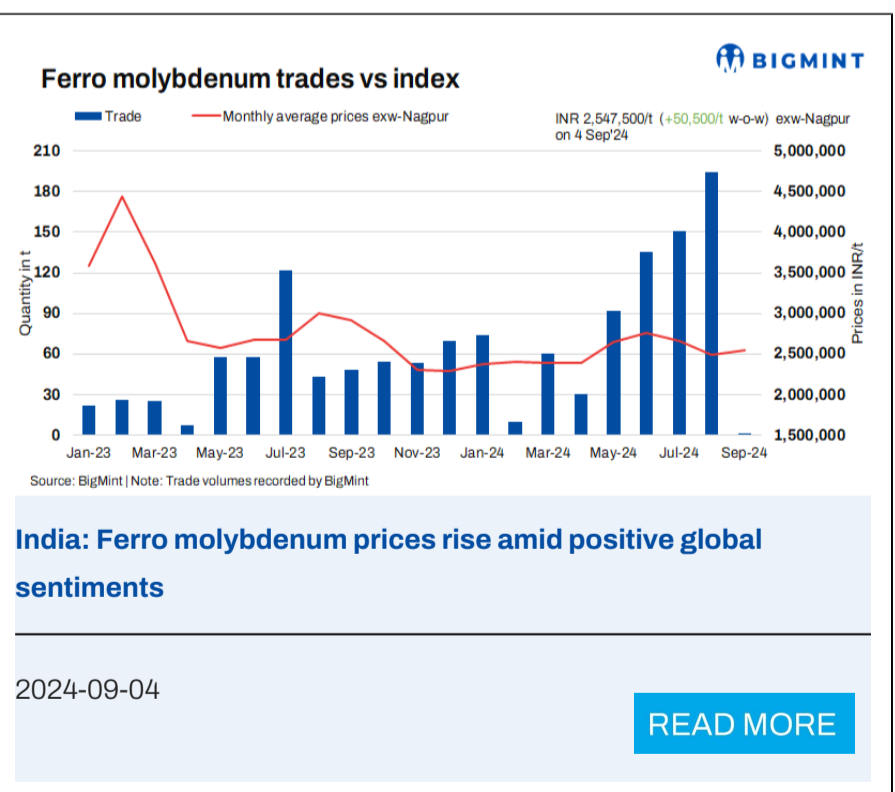
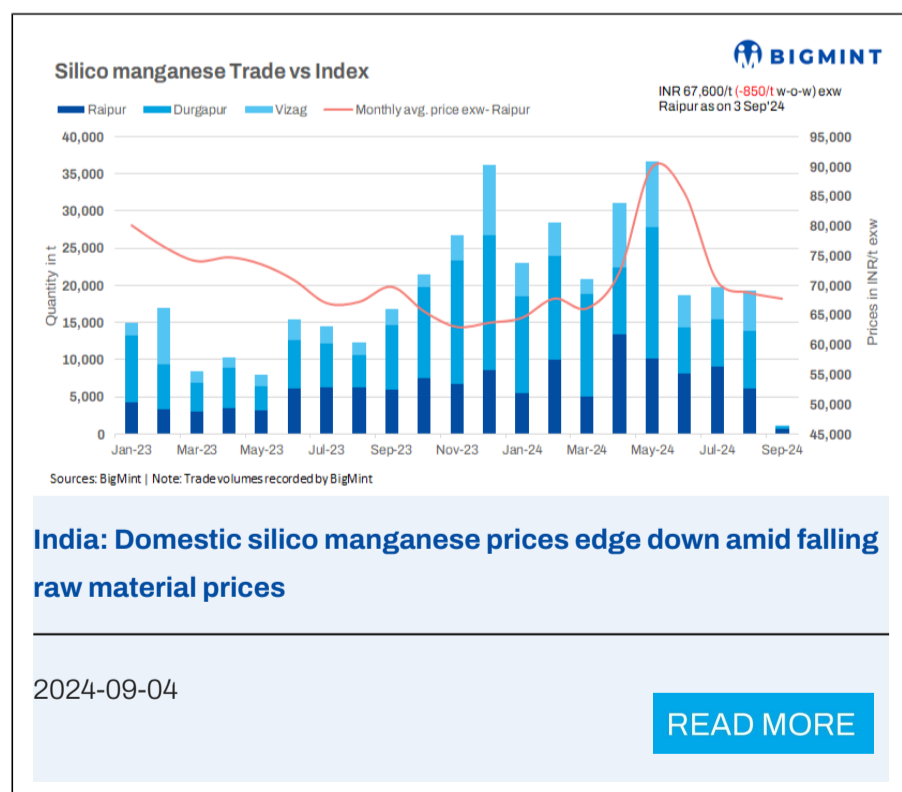
| | | | | | | | |
|---------------------------|-----------------------------|---|--------------------|----------|---|------|------|
| Global prices (in USD/MT) | | | | | | | |
| CNF China | 10-150mm, HC 60% (cents/lb) | - | 04 Sep 10.23 IST | ¢95 /lb | 0 | -0.5 | -3.5 |
| CNF Japan | 10-50mm, HC 60% (cents/lb) | - | 04 Sep 10.23 IST | ¢100 /lb | 0 | 0 | -7 |
| CNF South Korea | 10-50mm, HC 60% (cents/lb) | - | 04 Sep 10.23 IST | ¢99 /lb | 0 | 0 | -2 |

Weekly Assessment

Ferro Silicon (Global)

| | | | | | | | |
|---------------------------|--------------------|---|--------------------|---------|-----|-----|------|
| Global prices (in USD/MT) | | | | | | | |
| FOB China | 10-50 mm, FeSi 75% | - | 02 Sep 18.49 IST | \$1,310 | -15 | +15 | +30 |
| FOB India | 10-50 mm, FeSi 70% | - | 02 Sep 18.49 IST | \$1,150 | -5 | +20 | -140 |

Weekly Assessment



Non Ferrous

Aluminium (India)

| Particular/Delivery | Size/Grade | Delivery | As On | Price | Change | 1M | 3M |
|--|-------------------------|---------------|--------------------|---------|---------|----------|----------|
| Indian prices (in INR/MT) | | | | | | | |
| Aluminium Extrusion Scrap, Exy-Delhi | 6063 & 6061 (Mix) | Ex-Yard | 04 Sep 17.03 IST | 191,000 | 0 | + 2,000 | - 3,000 |
| Aluminium Utensil Scrap, Exy-Delhi | Loose | Ex-Yard | 04 Sep 17.03 IST | 181,000 | 0 | + 3,000 | - 7,000 |
| Aluminium Taint Tabor Scrap, Exy-Delhi | Loose | Ex-Yard | 04 Sep 17.03 IST | 180,000 | 0 | + 3,000 | - 7,000 |
| Aluminium Tense Scrap, Exy-Delhi | Solid (Loose) | Ex-Yard | 04 Sep 17.03 IST | 176,500 | 0 | + 2,500 | - 8,500 |
| Aluminium Ingot P1020, Exy-Delhi | Ingot EC Grade 99.70% | Ex-Yard | 04 Sep 17.03 IST | 238,500 | - 2,000 | + 17,500 | - 12,500 |
| Aluminium Ingot ADC12, Exw-Delhi NCR | Automobile OEM Approved | Exw-Delhi NCR | 07 Aug 17.22 IST | 219,000 | - 2,000 | 0 | - 4,000 |
| | Non-OEM | Ex-Works | 04 Sep 17.15 IST | 208,500 | - 1,500 | - 500 | - 6,500 |
| Aluminium Utensil Scrap, Exy-Mumbai | Utensil (Loose) | DAP | 04 Sep 17.03 IST | 195,000 | 0 | + 10,000 | + 7,000 |
| Aluminium Ingot P1020, Exy-Mumbai | Ingot EC Grade 99.70% | Ex-Yard | 04 Sep 17.03 IST | 227,000 | - 3,000 | + 12,000 | - 12,000 |
| Aluminium Extrusion Scrap, Exy-Mumbai | 6063 (Loose) | Ex-Yard | 04 Sep 17.03 IST | 207,000 | 0 | + 11,000 | + 7,000 |
| Aluminium Tense Scrap, Exy-Chennai | Solid (Loose) | Ex-Yard | 04 Sep 17.03 IST | 177,500 | 0 | + 2,500 | - 8,500 |
| Aluminium Ingot ADC12, Exw-Chennai | Automobile OEM Approved | Exw-Chennai | 07 Aug 17.22 IST | 218,000 | - 1,000 | 0 | NA |
| | Non-OEM | Ex-Works | 04 Sep 17.15 IST | 210,500 | - 1,500 | - 500 | - 5,500 |

Aluminium (Global)

| Particular/Delivery | Size/Grade | Delivery | As On | Price | Change | 1M | 3M |
|---|----------------------------------|----------|--------------------|---------|--------|-------|-------|
| Global prices (in USD/MT) | | | | | | | |
| Aluminium Extrusion Scrap, CFR Nhava Sheva, Middle East | 6063 (Briquetted) | - | 03 Sep 17.14 IST | \$2,370 | + 30 | + 120 | - 75 |
| Aluminium Taint Tabor Scrap, CFR Nhava Sheva, Middle East | Briquetted, Clean | - | 03 Sep 17.14 IST | \$2,160 | + 10 | + 140 | - 20 |
| Aluminium Taint Tabor, CFR Nahva Sheva, UK | Cut and sheared 9-10% attachment | - | 03 Sep 17.14 IST | \$1,800 | + 10 | + 70 | - 50 |
| Aluminium Taint Tabor, CFR Nahva Sheva, US | HRB, Attachment 3% | - | 03 Sep 17.14 IST | \$1,990 | + 45 | + 130 | - 35 |
| Aluminium Talk Scrap, CFR Nhava Sheva, Middle East | Solid (Clean) | - | 03 Sep 17.14 IST | \$4,600 | - 160 | + 140 | - 300 |
| Aluminium Talk, CFR Nahva Sheva, US | Solid (Clean) | - | 03 Sep 17.14 IST | \$4,815 | - 175 | + 195 | - 240 |
| Aluminium Tense Scrap, CFR Nhava Sheva, Middle East | Attachments 8-9%, Mix | - | 03 Sep 17.14 IST | \$1,830 | + 15 | + 130 | - 30 |
| Aluminium Tense, CFR Nahva Sheva, US | Attachments 6-7% | - | 03 Sep 17.14 IST | \$1,900 | + 20 | + 90 | - 20 |
| Aluminium Wheel Scrap, CFR Nahva Sheva, UK | Solid (Loose) | - | 03 Sep 17.14 IST | \$2,380 | - 70 | + 170 | - 60 |
| Aluminium Zorba 95-5, CFR Nhava Sheva, UK | 20 mm, Solid (Shredded) | - | 03 Sep 17.14 IST | \$2,080 | + 60 | + 120 | - 60 |
| Silicon Metal, CFR Mundra, China | Grade 553 Si- 98.5% | - | 03 Sep 17.14 IST | \$1,720 | 0 | - 40 | - 305 |

Copper (India)

| Particular/Delivery | Size/Grade | Delivery | As On | Price | Change | 1M | 3M |
|---------------------------|------------|----------|-------|-------|--------|----|----|
| Indian prices (in INR/MT) | | | | | | | |

| | | | | | | | |
|--|------------------|----------|--------------------|---------|---------|---------|---------|
| Copper Armature Scrap, Exy-Delhi | Cu 99% | Ex-Yard | 04 Sep 17.11 IST | 715,500 | -12,500 | -12,100 | -80,700 |
| Copper Secondary CC Wire Rods, Exw-Delhi | 8 mm, Cu 99% min | Ex-works | 04 Sep 18.58 IST | 766,000 | -12,000 | -4,400 | -82,200 |
| Copper Primary CC Wire Rods, Exw-Delhi | 8 mm, Cu 99.99% | Ex-works | 04 Sep 17.11 IST | 795,000 | -25,000 | -200 | -75,000 |
| Copper Primary CC Wire Rods (CCR), Exy-Mumbai | 8 mm, Cu 99.99% | Ex-Yard | 04 Sep 17.11 IST | 800,000 | -18,000 | +3,800 | -75,000 |
| Copper Armature Scrap, Exy-Mumbai | Cu - 98% | DAP | 04 Sep 17.11 IST | 760,000 | -7,000 | -5,800 | -62,600 |
| Brass Honey Scrap, Exy-Mumbai | Cu 63% Zn 33% | DAP | 04 Sep 17.11 IST | 504,000 | -2,000 | +4,600 | -31,800 |

Zinc (India)

| Particular/Delivery | Size/Grade | Delivery | As On | Price | Change | 1M | 3M |
|--|-------------------|----------|--------------------|---------|--------|---------|--------|
| Indian prices (in INR/MT) | | | | | | | |
| Zinc Special High Grade Ingot, Exw-Delhi | Ingot, Zn 99.99% | Ex-works | 04 Sep 17.12 IST | 268,000 | -3,000 | +10,400 | +3,600 |
| Zinc Special High Grade Ingot, Exy-Mumbai | Ingot, Zn 99.995% | Ex-Yard | 04 Sep 17.12 IST | 265,000 | -2,000 | +12,200 | -200 |

Lead (India)

| Particular/Delivery | Size/Grade | Delivery | As On | Price | Change | 1M | 3M |
|---------------------------------------|------------------|----------|--------------------|---------|--------|--------|--------|
| Indian prices (in INR/MT) | | | | | | | |
| Lead Remelted Ingot, Exw-Delhi | Ingot, Pb 99% | Ex-works | 04 Sep 17.16 IST | 186,000 | 0 | +800 | -3,000 |
| Lead Primary Ingot, Exw-Delhi | Ingot, Pb 99.99% | Ex-works | 04 Sep 17.16 IST | 205,000 | -1,000 | 0 | -2,800 |
| Lead Primary Ingot, Exy-Mumbai | Ingot, Pb 99.99% | Ex-Yard | 04 Sep 17.16 IST | 190,000 | 0 | -3,800 | -4,200 |

India: Aluminium ADC12 Ingot Prices

Source: BigMint

| Particular/Delivery/Region | Price \$/t | W-O-W Change |
|---|------------|--------------|
| Tense Scrap, CFR Nhava Sheva, USA | 1,830 | 15 |
| Taint labor Scrap, CFR Nhava Sheva, UK | 1,800 | 10 |
| Zorba (95-5) Scrap, CFR Nhava Sheva, UK | 2,080 | 60 |
| Wheel Scrap, CFR Nhava Sheva, UK | 2,380 | 70 |
| Silicon Metal (553), CFR Mundra, China | 1,720 | 0 |

India: Aluminium ADC12 alloy ingot prices in north, south inch down w-o-w on weak demand

2024-09-04

[READ MORE](#)

Non-ferrous updates: 04-09-2024

| Commodity | LME 3M (\$/t) | %Change | LME Stocks (t) | %Change | MCX (INR/t) | %Change | SHFE (RMB/t) | %Change |
|-----------|---------------|---------|----------------|---------|-------------|---------|--------------|---------|
| Aluminium | 2,407 | -0.70% | 8,43,925 | -0.41% | 2,22,000 | -0.25% | 19,550 | -0.53% |
| Nickel | 16,462 | -0.98% | 1,19,292 | -0.02% | 13,66,000 | +0.19% | 1,28,760 | -0.06% |
| Copper | 8,954 | -2.49% | 3,17,800 | -0.89% | 7,84,000 | -0.10% | 73,450 | -0.47% |
| Zinc | 2,846 | +0.18% | 2,41,325 | -0.78% | 2,65,000 | -0.08% | 23,670 | -0.71% |
| Lead | 2,049 | -0.49% | 1,77,875 | -0.84% | 1,83,000 | -0.46% | 17,275 | -0.49% |

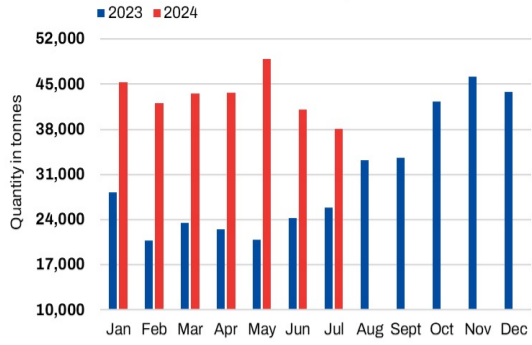
% Change d-o-d basis | Source: LME, MCX, SHFE

Base metals prices on LME show varied trends, stocks witness negative movements

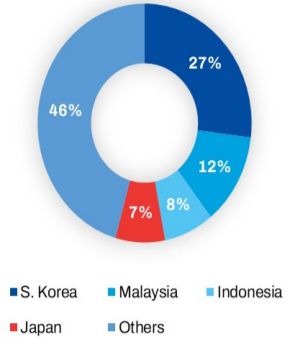
2024-09-04

[READ MORE](#)

India's lead semi-finished imports in Jul'24



Country-wise imports



Source: BigMint

India: Lead semis imports fall 7% m-o-m in Jul'24 on increased domestic output, rising scrap imports

2024-09-04

[READ MORE](#)

India: BigMint's billet index rises by INR 150/t d-o-d on improved buying - 4 Sep

04 Sep 2024

BigMint's billet index climbed further by INR 150/tonne (t) d-o-d, settling at INR 38,200/t exw-Raipur on 4 September 2024.

The index's uptrend was supported by improved buying activity in both the semi-finished and finished steel segments during the second half of the trading session. This increased demand contributed to a positive shift in prices on a d-o-d basis. Transactions of approximately 3,800 t were recorded today, compared to 2,500 t on 3 September.

In the finished steel segment, rebar prices in Raipur remained stable, with deals of 1,200 t concluded. Wire rod prices decreased by INR 100/t d-o-d, with trades of 2,200 t recorded. Additionally, sponge iron prices in Raipur rose by INR 100/t.

The conversion spread from sponge iron (PDRI) to billets for standalone furnaces in the region was recorded at INR 13,400/t.

Rationale

This index is derived based on transactions, offers, bids, and indicative price data sets. Transactions are considered as T1 and given a weightage of 50%, whereas other data sets are considered as T2 and given a weightage of the balance

50%.

- **Transactions (T1)** - Four trades at INR 38,100-38,300/t were recorded between 2:30 pm and 5:30 pm during the BigMint trading window. These were considered for the final price calculation as T1 inputs. The average price of these transactions was INR 38,210/t, which was assigned a 50% weightage in the final price calculation.
- **Other price indicators - bids/offers/indicative (T2)** - Twelve offers were reported during the trading window and considered as T2 inputs. The average price of these twelve offers was INR 38,166/t, which was assigned a 50% weight in the final price calculation.

The final price of billets exw-Raipur was INR 38,188/t, rounded off to INR 38,200/t exw.

From BigMint Team - While it would be our earnest endeavour, at BigMint, to bring about transparent and unbiased price index reporting, we would request all our readers and subscribers for their feedback and if they could participate in the reporting of more transactions.

For detailed methodology - [click here](#)

| India Domestic Raipur Billet Trade Updates - 4 Sep'24 | | | | | | | BIGMINT | |
|---|---------------|------------|----------------|----------|-------------------|----------|---------|--|
| Participant | Industry Type | Trade Type | *Price (INR/t) | Delivery | Time of Deal/Call | Data Set | Outlier | |
| P1 | Trader | Offer | 37,950 | EXW | 11:31 | T2 | Yes | |
| P2 | Seller | Indicative | 38,200 | FOR | 11:38 | T2 | Yes | |
| P3 | Seller | Offer | 38,100 | EXW | 12:54 | T2 | Yes | |
| P4 | Trader | Offer | 37,950 | EXW | 13:00 | T2 | Yes | |
| P5 | Trader | Indicative | 38,000 | EXW | 15:24 | T2 | Yes | |
| P6 | Trader | Indicative | 38,000 | EXW | 15:39 | T2 | Yes | |
| P7 | Trader | Offer | 38,100 | EXW | 15:50 | T2 | No | |
| P8 | Trader | Offer | 38,500 | FOR | 15:59 | T2 | Yes | |
| P9 | Buyer | Indicative | 38,100 | EXW | 16:33 | T2 | No | |
| P10 | Seller | Offer | 38,400 | EXW | 16:35 | T2 | Yes | |
| P11 | Trader | Offer | 38,400 | FOR | 16:40 | T2 | Yes | |
| P12 | Seller | Offer | 38,100 | FOR | 16:43 | T2 | No | |
| P13 | Seller | Trade | 38,300 | FOR | 16:57 | T1 | No | |
| P14 | Trader | Trade | 38,100 | EXW | 17:16 | T1 | No | |
| P15 | Trader | Trade | 38,200 | EXW | 17:16 | T1 | No | |
| P16 | Trader | Offer | 38,300 | FOR | 17:20 | T2 | No | |
| P17 | Trader | Offer | 38,200 | EXW | 17:22 | T2 | No | |
| P18 | Trader | Indicative | 38,200 | EXW | 17:24 | T2 | No | |
| P19 | Trader | Trade | 38,200 | EXW | 17:29 | T1 | No | |
| P20 | Buyer | Offer | 38,400 | FOR | 17:31 | T2 | Yes | |

T1 - Trade, T2 - Offer/Bid/Indicative, *Normalized price as per methodology

India Domestic Billet Price Index EXW Raipur

- Credible & Transparent Prices
- Robust Methodology & Rationale
- IOSCO Compliance
- Independent View of the Market
- Enabling Informed Conversations & Negotiations

Global Prices

Global Prices - Region Wise




























| Commodity | Particular | Grade/Size | Price | Change | W-O-W | 1M | 3M |
|--------------------|---------------|-------------------------------|---------|--------|-------|------|------|
| China | | | | | | | |
| <i>Export</i> | | | | | | | |
| Billet | FOB China | 125*125, BF Grade | NA | NA | NA | NA | NA |
| TMT (Re-Bar) | FOB China | Commerical | NA | NA | NA | NA | NA |
| Wire Rod | FOB China | 5.5mm | NA | NA | NA | NA | NA |
| HRC | FOB China | 2.5mm | \$465 | 0 | 0 | -30 | -60 |
| CRC | FOB China | 0.90 mm | \$520 | 0 | 0 | -35 | -75 |
| <i>Import</i> | | | | | | | |
| Iron Ore | CNF China | Lumps Fe 64/63%, South Africa | \$94 | -3 | -9 | -9 | -11 |
| Iron Ore | CNF China | Fines Fe 62%, Australia | \$93 | -3 | -8 | -9 | -11 |
| Pellets | CNF China | 6-20mm, BF Grade | \$115 | -8 | -8 | -8 | -6 |
| Coking Coal | CNF China | Premium HCC, Australia | NA | NA | NA | NA | NA |
| Mill Scale | CNF China | 70/68% | NA | NA | NA | NA | NA |
| FeCr | CNF China | HC 60% | ¢95/lb | 0 | 0 | -0.5 | -3.5 |
| Mn Ore | CNF China | Mn 46% Lumps, Australia | NA | NA | NA | NA | NA |
| Mn Ore | CNF China | Mn 38%, South Africa | NA | NA | NA | NA | NA |
| CIS Nations | | | | | | | |
| <i>Export</i> | | | | | | | |
| Billet | FOB Black Sea | 125*125, BF Grade | \$473 | +5 | +4 | -12 | -22 |
| Slabs | FOB Black Sea | Commercial | NA | NA | NA | NA | NA |
| Pig Iron | FOB Black Sea | Steel Grade | \$388 | -2 | -2 | -17 | -27 |
| TMT (Re-Bar) | FOB Black Sea | Commercial | NA | NA | NA | NA | NA |
| HRC | FOB Black Sea | 2.5mm | \$480 | -15 | -15 | -50 | -72 |
| CRC | FOB Black Sea | 0.90mm | \$575 | -15 | -15 | -45 | -70 |
| Japan/Korea | | | | | | | |
| <i>Export</i> | | | | | | | |
| HRC | FOB Korea | 2.5mm | \$520 | -30 | NA | NA | NA |
| <i>Import</i> | | | | | | | |
| FeCr | CNF Japan | HC 60% | ¢100/lb | 0 | 0 | 0 | -7 |

Note:- W-O-W: Week On Week, 1M: Change over last month, 3M: Change over last 3 months, All prices are weekly assessment, Iron Ore are daily assessment

| Commodity | Particular | Grade/Size | Price | Change | W-O-W | 1M | 3M |
|---------------------------------|------------------|----------------------------|---------|--------|-------|-------|--------|
| India | | | | | | | |
| <i>Export</i> | | | | | | | |
| Iron Ore | FOB India | Fines, Fe 58/57% | \$55 | -3.5 | -5 | -3.5 | -2 |
| Billet | FOB India | 150*150mm | \$490 | 0 | 0 | 0 | NA |
| Pig Iron | FOB India | Steel Grade | NA | NA | NA | NA | NA |
| HRC | FOB India | 2.5mm | \$560 | 0 | NA | NA | NA |
| CRC | FOB India | 0.9mm | \$645 | -10 | -10 | -30 | -55 |
| SiMn | FOB India | 60/14% | \$820 | 0 | -7.8 | -17.4 | -277 |
| FeMn | FOB India | HC 75% | \$950 | 0 | -10.2 | -54.2 | -289.6 |
| FeSi | FOB Bhutan | 70-75% | \$1,150 | -5 | -5 | +20 | -140 |
| <i>Import</i> | | | | | | | |
| Iron Ore | CNF India | Lumps Fe 64%, South Africa | NA | NA | NA | NA | NA |
| Scrap | CNF India | HMS 1&2 ,Middle East | NA | NA | NA | NA | NA |
| Scrap | CNF India | Shredded, Europe | \$390 | 0 | 0 | -26.2 | -30.4 |
| Coking Coal | CNF India | Premium HCC, Australia | \$212 | -2 | -0.5 | -18.4 | -62 |
| Non-Coking Coal | CNF India | RB2 5500 NAR, South Africa | NA | NA | NA | NA | NA |
| Met Coke | CNF India | 62%, China | NA | NA | NA | NA | NA |
| Pellets | CNF India | 6-20mm, BF Grade | NA | NA | NA | NA | NA |
| Wire Rod | CNF India | 5.5mm, China | NA | NA | NA | NA | NA |
| HRC | CNF India | 2.5mm, China | \$495 | 0 | 0 | -40 | -60 |
| HRC | CNF India | 2.5mm, Korea | \$570 | -30 | NA | NA | NA |
| CRC | CNF India | 0.90mm, China | \$540 | 0 | 0 | -35 | -75 |
| HR Plate | CNF India | A 36 | NA | NA | NA | NA | NA |
| Mn Ore | CNF India | Mn 38%, South Africa | NA | NA | NA | NA | NA |
| Europe & US | | | | | | | |
| <i>Export</i> | | | | | | | |
| Pig Iron | FOB Brazil | Steel Grade | \$437 | -5 | -5 | -5 | -13 |
| <i>Import</i> | | | | | | | |
| Scrap | CFR Turkey | HMS (80:20), US | \$365 | +1 | +2.4 | -19.4 | -19.2 |
| HRC | CIF Europe | 2.5mm | NA | NA | NA | NA | NA |
| Middle East & Africa | | | | | | | |
| <i>Export</i> | | | | | | | |
| Iron Ore | FoB South Africa | Lumps, Fe 64/63% | NA | NA | NA | NA | NA |
| Non Coking Coal | FoB South Africa | RB2 5500 NAR | NA | NA | NA | NA | NA |
| <i>Import</i> | | | | | | | |
| Billet | CNF Dubai | 125*125, China | NA | NA | NA | NA | NA |
| HRC | CNF Dubai | 2.5mm, China | \$500 | 0 | 0 | -40 | -67 |

Note:- W-O-W: Week On Week, 1M: Change over last month, 3M: Change over last 3 months, All prices are weekly assessment, Iron Ore are daily assessment

LIVE TENDERS

| COMPANY | TYPE | GRADE | QUANTITY | EXPIRY DATE | LOCATION | VIEW |
|--|----------|-----------------------------|------------|--------------|--|----------------------|
| Aluminium | | | | | | |
| TATASIKORSKYAEROSPACELTD | Sell | Aluminum Scrap | 48 MT | 10 Sep, 2024 |  Rangareddi, Telangana, India | VIEW |
| Yantra India Limited | Sell | Aluminum Alloy Dross | 250 MT | 11 Sep, 2024 |  Nagpur, Maharashtra, India | VIEW |
| Ferro Manganese | | | | | | |
| HMT Limited | Buy | Ferro Manganese-High Carbon | 500 MT | 07 Sep, 2024 |  Panchkula, Haryana, India | VIEW |
| SAIL | Buy | Ferro Manganese | 1,300 MT | 18 Sep, 2024 |  Bokaro, Jharkhand, India | VIEW |
| Fines/Lumps | | | | | | |
| Director of Mines & Geology | Services | Iron Ore Blocks | 3 Nos | 04 Oct, 2024 |  Goa, Goa, India | VIEW |
| Karnataka State Minerals Corporation Limited | Sell | Iron Ore Fines & Lumps | 216,000 MT | 05 Sep, 2024 |  Bellary, Karnataka, India | VIEW |
| Director of Mines & Geology | Sell | Iron Ore Blocks | 4 Nos | 09 Sep, 2024 |  Raipur, Chattisgarh, India | VIEW |
| Sandur Manganese & Iron Ore | Sell | Iron Ore Fines | 24,000 MT | 06 Sep, 2024 |  Bellary, Karnataka, India | VIEW |
| Melting Scrap | | | | | | |
| URANIUM CORPORATION OF INDIA LIMITED | Sell | Melting Scrap | 570 MT | 10 Sep, 2024 |  Jamshedpur, Jharkhand, India | VIEW |
| Satyam Auto | Sell | Melting Scrap | 400 MT | 05 Sep, 2024 |  Haridwar, Uttarakhand, India | VIEW |
| NTPC | Sell | Melting Scrap | 2,330 MT | 05 Sep, 2024 |  Aurangabad, Bihar, India | VIEW |
| Satyam Auto | Sell | Melting Scrap | 400 MT | 06 Sep, 2024 |  Rewari, Haryana, India | VIEW |
| ShivamAutotech Limited | Sell | Melting Scrap | 275 MT | 06 Sep, 2024 |  Haridwar, Uttarakhand, India | VIEW |
| Mahindra & Mahindra | Sell | Melting Scrap | 900 MT | 09 Sep, 2024 |  Mumbai, Maharashtra, India | VIEW |
| Mahindra & Mahindra | Sell | Melting Scrap | 1,436 MT | 06 Sep, 2024 |  Nagpur, Maharashtra, India | VIEW |
| Shree Cement Ltd | Sell | Melting Scrap | 254 MT | 09 Sep, 2024 |  Beawar, Rajasthan, India | VIEW |
| Welspun Corp Limited | Sell | Melting Scrap | 500 MT | 06 Sep, 2024 |  Anjar, Gujarat, India | VIEW |
| NTPC | Sell | Melting Scrap | 1,645 MT | 10 Sep, 2024 |  Murshidabad, West Bengal, India | VIEW |
| Mahindra & Mahindra | Sell | Melting Scrap | 453 MT | 13 Sep, 2024 |  Mohali, Punjab, India | VIEW |
| Nickel | | | | | | |
| Arcelor Mittal | Buy | Alloy Nickel 99.5% | 144 MT | 06 Sep, 2024 |  Hazira, Gujarat, India | VIEW |
| Non Coking | | | | | | |
| Minas de Benga Lda | Services | Non Coking Coal | 1 Nos | 16 Sep, 2024 |  Maputo, Mozambique | VIEW |
| TNPL | Buy | 4200 GAR Steaming Coal | 180,000 MT | 06 Sep, 2024 |  Karur, Tamil Nadu, India | VIEW |
| NTPC | Sell | Coal Mill Reject | 15,000 MT | 12 Sep, 2024 |  Aurangabad, Bihar, India | VIEW |
| Pig Iron | | | | | | |
| SAIL | Sell | Pig Iron | 2,500 MT | 06 Sep, 2024 |  Durgapur, West Bengal, India | VIEW |
| SAIL | Sell | Pig Iron | 1,500 MT | 06 Sep, 2024 |  Rourkela, Odisha, India | VIEW |
| Tata Metaliks Ltd | Sell | Pig Iron | 200 MT | 05 Sep, 2024 |  Kharagpur, West Bengal, India | VIEW |
| Pooled Iron | | | | | | |
| RINL | Sell | Pooled Iron | 600 MT | 05 Sep, 2024 |  Visakhapatnam, Andhra Pradesh, India | VIEW |
| Rebar | | | | | | |

| COMPANY | TYPE | GRADE | QUANTITY | EXPIRY DATE | LOCATION | VIEW |
|--|------|----------------------------|----------|--------------|--|----------------------|
| RINL | Sell | Rebar Fe550D | 5,000 MT | 09 Sep, 2024 |  Visakhapatnam, Andhra Pradesh, India | VIEW |
| Stainless Steel | | | | | | |
| Munjal Auto Industries LTD | Sell | Stainless Steel Scrap 409L | 55 MT | 06 Sep, 2024 |  Haridwar, Uttarakhand, India | VIEW |
| Used Plants And Machines | | | | | | |
| AssamIndustrialDevelopmentCorporationLimited | Sell | Used Plant & Machines | 1 Nos | 20 Sep, 2024 |  Guwahati, Assam, India | VIEW |
| Zinc | | | | | | |
| SAIL | Buy | Zinc Jumbo Ingot | 2,000 MT | 06 Sep, 2024 |  Bokaro, Jharkhand, India | VIEW |
| Arcelor Mittal | Buy | ZN-AL Alloys (ZN95%/AL5%) | 200 MT | 08 Sep, 2024 |  Pune, Maharashtra, India | VIEW |

[View All](#)



Formerly SteelMint / CoalMint

Contact:

info@bigmint.co

+91 97700 56666

Disclaimer: BigMint has taken due care and caution in compilation of content. Information is just for reference not intended for trading purpose or to address your particular requirement. The content includes facts, views and opinions are of individuals and not that of the BigMint management. We and our content licensors do not guarantee or warrant the accuracy, completeness or timeliness of, or otherwise endorse these views, and opinions. BigMint and its affiliates, or their employees, directors or agents shall not be liable or responsible for any loss or costs or any action whatsoever arising out of use or relying on the spot prices disseminated.