



BIGMINT

Formerly SteelMint / CoalMint

Issue 1411,

Daily Steel Report

HIGHLIGHTS

07 Mar 2025, Fri

[Intel & Insights](#)

[Snap Shot - Global Prices \(USD/MT\)](#)

[Snap Shot - Indian Domestic Prices \(INR/MT\)](#)

[Iron Ore](#)

[Coal](#)

[Scrap & Metallics](#)

[Steel](#)

[Ferro Alloy](#)

[Non Ferrous](#)

[India Domestic Billet Index](#)

[Global Prices - Region Wise](#)

[Live Tenders](#)

INDIA

Iron Ore

- Karnataka: Iron ore prices show mixed trends w-o-w amid limited trades [READ MORE >](#)
- India: BigMint's iron ore fines export index falls \$5/t w-o-w amid subdued market dynamics [READ MORE >](#)
- India: Supreme Court extends deadline on 'Royalty on Royalty' issue [READ MORE >](#)
- India: Karnataka to auction over 290,000 t of iron ore on 12 Mar [READ MORE >](#)
- BigMint's daily trade sheet - 05 Mar'25 [READ MORE >](#)

Coal

- India: Coal vessel freight rates edge down w-o-w amid weak market activity [READ MORE >](#)
- India: Domestic met coke prices show mixed trends across regions [READ MORE >](#)
- India: SECL's latest auction sees 1.46 mnt of non-coking coal sold, bids drop [READ MORE >](#)

Scrap & Metallics

- India: Ferrous scrap prices in Chennai drop by INR 200/t w-o-w - 6 Mar [READ MORE >](#)
- South Asia: Indian buyers silent amid bid-offer gap; Turkish scrap prices rise [READ MORE >](#)
- India: BigMint's scrap index falls INR 200/t d-o-d in cautious market [READ MORE >](#)
- India: Sponge iron prices fall d-o-d on limited buying activity - 6 Mar [READ MORE >](#)
- India: Buyers book entire 5,000 t on offer at Evonith's pig iron auction [READ MORE >](#)

Steel

- India: BigMint's billet index declines INR 350/t d-o-d amid weak demand - 6 Mar [READ MORE >](#)
- Indian DRI, billet, rebar update - 6 Mar [READ MORE >](#)
- India's brand-wise rebar offers from BF and IF route mills - 6 Mar [READ MORE >](#)
- India: Major ERW pipe producer increases list prices for early-Mar'25 sales [READ MORE >](#)
- India: HRC-rebar reverse spread eases m-o-m in Feb'25. Will prices see further uptick this month? [READ MORE >](#)

Ferro Alloy

- India: Ferro chrome prices inch up w-o-w in recent trades [READ MORE >](#)
- India: Medium-carbon silico manganese prices edge down w-o-w [READ MORE >](#)

Non Ferrous

- India: Hindalco raises aluminium ingot prices by INR 2,000/t (\$23/t) [READ MORE >](#)
- Base metals prices on LME show positive trends [READ MORE >](#)

Stainless Steel

- India: WSSL secures INR 231.77 crore contract from BHEL for stainless steel tubes [READ MORE >](#)

Ship Breaking

- India: Melting scrap prices surge by INR 500/t d-o-d in Alang [READ MORE >](#)

CHINA

- China: Iron ore spot prices fall \$2/t d-o-d amid limited buying interest [READ MORE >](#)
- China: Steel billet prices rise d-o-d despite market uncertainty [READ MORE >](#)
- 'Two Sessions': China to continue with steel output control, industry restructuring in 2025 [READ MORE >](#)

FAR EAST ASIA

South Korea: Ferrous scrap inventory rises 4% w-o-w despite slow demand

[READ MORE >](#)

CIS NATIONS

Turkiye: Imported bulk scrap prices rise by \$6/t w-o-w amid firm seller position, tight supply

[READ MORE >](#)

OCEANIA

Australia: Coking coal exports decline by 21% m-o-m in Feb'25

[READ MORE >](#)

Turkiye: Imported bulk scrap prices rise by \$6/t w-o-w amid firm seller position, tight supply

Mar 06, 2025 16:01

Mills face weak rebar demand, squeezed margins European sellers keep targets high amid strong euroTurkish deep-sea bulk ferrous scrap prices rose by \$6/tonne (t) w-o-w, as mills struggled to resist higher offers amid limited scrap

availability. Sellers remained firm, supported by improved sentiment in the US, following trade war developments. Turkish mills sought to limit scrap price increases due to weak rebar demand during Ramadan and squeezed marg

Continued

SNAP SHOT - GLOBAL PRICES (USD/MT)

Commodity	Particular	Size,Grade	As on	Price	Change	1M	3M
Iron Ore Fines ¹	China Imports	Fines, Fe 62%	06 Mar 12.29 IST	\$100	-2	-4	-5
Iron Ore ¹	Indian Imports	Lumps, Fe 64%	05 Mar 13.27 IST	\$114	-3	0	-0.5
Pellets (Brazil) ²	China Imports	6-20 mm, Fe 65%	05 Mar 15.37 IST	\$123	-5	-3	-6
Pellets (India) ²	China Imports	6-20 mm, Fe 63%	05 Mar 18.34 IST	\$107	-4	-6.25	-6
Coking ²	Australia Exports	Premium HCC	05 Mar 11.24 IST	\$185	-1	-1.2	-19.2
Non Coking ²	India Imports	RB2 , S.Africa	06 Mar 13.52 IST	\$90	-0.5	-2.8	-11.8
Graphite Electrode ²	China Exports	600mm, UHP	03 Mar 11.02 IST	18,450 RMB/t	+2,300	+2,500	+2,950
Scrap ²	India Imports	Shredded	06 Mar 18.31 IST	\$376	0	+2.2	-4.6
Scrap ²	Turkey Imports	HMS 80:20	06 Mar 18.31 IST	\$367	0	+15.4	+25.2
Scrap ²	Pakistan Imports	Shredded	06 Mar 18.31 IST	\$382	0	-0.4	-2.6
Scrap ²	Bangladesh Imports	Shredded	06 Mar 18.31 IST	\$384	+1	-2	-2.2
Scrap (Ship Breaking) ²	India Imports	Containers	04 Mar 12.41 IST	\$465	0	-10	-25
Billet ²	India Exports	150*150, 3SP/4SP	28 Feb 18.21 IST	\$440	0	NA	-20
Billet ²	Russia Exports	130*130, 3SP	28 Feb 18.21 IST	\$436	+4	+4	-14
Billet ²	Iran Exports	130*130, 3SP	28 Feb 18.21 IST	\$412	+2	-11	-46
Billet ²	Philippines Import	150*150, 3SP	28 Feb 18.25 IST	\$460	-5	+5	-10
Sponge Iron ²	India Exports	-	-	-	-	-	-
Pig Iron ²	Russia Exports	Steel Grade	01 Mar 10.44 IST	\$335	0	+12	+17
HRC ²	China Exports	3-12mm, SS400	04 Mar 18.36 IST	\$470	-5	-5	-25
Wire Rod ²	Nepal Import	5.5-6.0mm, Commercial Grade	01 Mar 13.30 IST	\$525	0	+15	+10
HRC ²	India Exports	2.5 mm, SAE1006	04 Mar 18.36 IST	\$495	-10	-10	NA
HRC ²	South Korea Exports	1.6-2.5mm, SAE 1006	25 Feb 18.53 IST	\$485	-10	NA	-20
HRC (China) ²	Vietnam Imports	2-3mm, SAE 1006	04 Mar 18.37 IST	\$490	0	+5	-25
HRC (China) ²	Dubai Imports	2-3mm, SAE 1006	04 Mar 18.37 IST	\$490	0	+5	-25
CRC ²	India Exports	0.9 mm, IS 513 Gr.O	05 Mar 18.34 IST	\$610	+10	0	-20
CRC ²	China Exports	0.90mm, SPCC	05 Mar 18.34 IST	\$545	0	0	-15
HR Plate ²	China Exports	5-10mm, SS 400	05 Mar 18.42 IST	\$490	0	+5	-25
GP ²	China Exports	DX51D+z80, Width 1,000-1,500 mm, thickness 0.5-2mm	06 Mar 18.08 IST	\$575	-5	+5	-25
Silico Manganese ²	India Exports	25-150 mm, HC 65-16	06 Mar 18.45 IST	\$956	0	-3.2	+79.8
Ferro Chrome ²	China Import	10-150mm, HC 60%	05 Mar 10.13 IST	¢83 /lb	0	+7	-4
Manganese Ore ²	India Imports	Lumps, Mn 37%,	01 Mar 10.40 IST	\$4.6 /dmtu	-0.02	+0.23	+0.6
Ferro Manganese ²	India Exports	25-150 mm, HC 75%	06 Mar 18.46 IST	\$961	-3	-2.8	+69
Ferro Silicon ²	Bhutan Exports	10-50 mm, FeSi 70%	03 Mar 18.25 IST	\$1,195	0	-50	-55

1-Daily Assessment, 2-Weekly Assessment, 3-Monthly Assessment, W-O-W:Week On Week, 1M: Change over last month, 3M: Change over last 3 months

India: Ferro chrome prices inch up w-o-w in recent trades

Mar 06, 2025 18:12

Some sellers lift offers amid limited material supply Tsingshan's tender price stays firm m-o-m in Mar'25 Indian high-carbon ferro chrome (HC60%, Si:4%) prices were largely steady w-o-w, up slightly by INR 700/tonne (t) (\$8/t) in comparison

to the previous assessment on 26 February. Prices were stable, as not much variation was seen in bids and offers, and the market witnessed regular trades. As per BigMint's assessment on 5 March, Indian high-carbon ferro chrome (HC60%, S

Continued

SNAP SHOT - INDIAN DOMESTIC PRICES (INR/MT)

Commodity	Particular	Size,Grade	As on	Price	Change	1M	3M
Fines/lumps ²	Iron Ore Index	5-18 mm, Fe 63%, DR Grade	01 Mar 13.58 IST	7,000	0	0	-200
Fines/lumps ²	Iron Ore Index	0-10 mm, Fe 63%	01 Mar 13.58 IST	5,300	0	+100	-300
Iron Ore ³	NMDC	6-40 mm, Fe 65.5%	09 Jan 10.59 IST	6,000	NA	NA	-50
Iron Ore ³	NMDC	0-10 mm, Fe 64%	09 Jan 10.59 IST	5,060	NA	NA	-150
Pellets ²	Raipur	6-20 mm, Fe 63%,	04 Mar 18.30 IST	9,800	0	0	+800
Pellets ²	Bellary	6-20 mm, Fe 63%	04 Mar 18.30 IST	10,800	0	-50	+500
Met Coke ²	Ex-India (East)	25-90 mm, Blast Furnace-grade	05 Mar 16.32 IST	34,500	0	+500	+3,200
Graphite Electrode ³	Ex-India	600mm, UHP	28 Feb 19.11 IST	271,950	+12,950	+12,950	+11,950
Mill Scale ²	FoR-Kandla	Fines, Fe 70/68%	05 Mar 19.10 IST	7,400	-150	+150	+500
Hms ¹	Ex-Mumbai	HMS	06 Mar 17.37 IST	32,300	-100	+100	-300
Hms ¹	Ex-Alang	HMS	06 Mar 17.37 IST	33,700	+500	+700	-500
Pig Iron ¹	Ex-Durgapur	Steel Grade	06 Mar 17.23 IST	35,500	+400	+2,500	+2,000
Pig Iron ¹	Ex-Ludhiana, Foundary	Foundry Grade	06 Mar 13.24 IST	40,500	0	+1,700	+300
Sponge Pellet ¹	Ex-Raipur	Lumps, FeM 80%, +/-1	06 Mar 17.25 IST	25,100	-300	+200	+650
Billet ¹	Ex-Mumbai	100x100mm, IS 2831	06 Mar 18.00 IST	43,000	+100	+1,000	+1,300
Billet ¹	Ex-Raipur	100x100mm, IS 2831	06 Mar 18.00 IST	40,050	-350	+1,050	+1,650
TMT (Re-Bar) Secondary mills ¹	Ex-Mumbai	12-25mm, IF Route, Fe 500, IS 1786	06 Mar 13.30 IST	49,300	0	+2,200	+3,000
TMT (Re-Bar) Secondary mills ¹	Ex-Delhi/NCR	12-25mm, IF Route, Fe 500, IS 1786	06 Mar 13.30 IST	46,800	0	+1,200	+1,600
TMT (Re-Bar) ²	Ex-Mumbai	12-32mm, BF Route, IS 1786 Fe 500D	28 Feb 17.34 IST	53,200	+600	+1,000	-600
Structure ¹	Ex-Mumbai	40x40 Angle, IF Route, IS 2062/2011 E-250 Gr A	07 Mar 10.42 IST	49,800	0	+1,100	+1,600
Wire Rod ¹	Ex-Raipur	5.5 mm, SWRY 14 LC Gr 3, Induction route	06 Mar 17.26 IST	44,200	-300	+1,100	+2,000
HRC ²	Ex-Delhi	2.5-8mm / CTL, IS2062, Gr E250 Br.	04 Mar 18.04 IST	49,500	+1,500	+2,000	+2,200
HRC ²	Ex-Mumbai	2.5-8mm / CTL, IS2062, Gr E250 Br.	04 Mar 18.04 IST	48,500	+200	-100	+1,400
CRC ²	Ex-Delhi	0.90mm / CTL, IS 513, CR1	04 Mar 18.08 IST	54,800	+800	+1,000	+300
CRC ²	Ex-Mumbai	0.90mm / CTL, IS 513, CR1	04 Mar 18.08 IST	56,000	+900	+2,300	+2,300
HR Plate ²	Ex-Mumbai	5-10mm, Gr E250 Br.	05 Mar 18.05 IST	49,000	0	0	+800
GP ²	Ex-Mumbai	0.8mm / CTL, 120 GSM, IS277	06 Mar 18.18 IST	58,700	+200	+1,100	+1,300
Silico Manganese ²	Ex-Raipur	25-150 mm, HC 60-14	06 Mar 18.42 IST	73,500	0	+1,450	+8,080
Ferro Manganese ²	Ex-Raipur	25-150 mm, HC 70%	06 Mar 18.43 IST	75,600	0	+520	+8,780
Ferro Chrome ²	Ex-Jajpur	10-150mm, HC 60%, Si- 4%	07 Mar 10.10 IST	101,600	+500	+4,200	-4,150
Manganese Ore ²	Ex Balaghat, MOIL	Lumps, Mn 37%, Fe 7.5%	01 Mar 11.37 IST	16,677	+1,017	+1,017	NA
Chrome Ore ²	Ex-Odisha OMC, E-auction	Lumps, Friable 48-50%	19 Feb 15.44 IST	21,571	-2,052	NA	NA

*Basic Price GST @ 18% extra

1-Daily Assessment, 2-Weekly Assessment, 3-Monthly Assessment, W-O-W: Week On Week, 1M: Change over last month, 3M: Change over last 3 months

Iron Ore

Iron Ore (India)

Particular/Delivery	Size/Grade	Delivery	As On	Price	Change	1M	3M
Indian prices (in INR/MT)							
Odisha Iron Ore Index	5-18 mm, Fe 63%, DR Grade	Ex-mines	01 Mar 13.58 IST	7,000	0	0	-200
	10-30mm, Fe 63%, BF Grade	Ex-mines	01 Mar 13.58 IST	6,450	0	+50	+50
	0-10 mm, Fe 63%	Ex-mines	01 Mar 13.58 IST	5,300	0	+200	-400
	0-10mm, Fe 60%	Ex-mines	01 Mar 13.58 IST	4,550	0	+200	-250
	0-5mm, Fe 57%	Ex-mines	06 Mar 18.13 IST	3,450	+50	+200	-100
	5-18 mm, Lumps, Fe 60%	Ex-mines	01 Mar 13.58 IST	6,200	0	+150	-200
	10-30 mm, lumps, Fe 60%	Ex-mines	01 Mar 13.58 IST	5,700	+100	+150	-50
	0-10mm, Fe 62%	Ex-mines	01 Mar 13.58 IST	5,050	+50	+250	-300
OMC Gandhamardan	10-40 mm, Fe 62%	Ex-Mines	19 Feb 11.33 IST	6,000	+100	+100	0
OMC Daitari	0 -5 mm, Fe 62-64%	Ex-Mines	19 Feb 11.33 IST	5,250	+250	+250	-150
	10-40 mm, Fe 62%	Ex-Mines	19 Feb 11.33 IST	6,200	+200	+200	-700
OMC Kurmitar (Koira)	0 -5 mm, Fe 62-60%	Ex-Mines	19 Feb 11.33 IST	4,550	+250	+250	-350
	10-40 mm, Fe 62%	Ex-Mines	19 Feb 11.33 IST	6,350	+100	+100	-400
OMC Gandhamardan	0 -5 mm, Fe 62-60%	Ex-Mines	19 Feb 11.33 IST	4,600	+350	+350	-200
OMC Guali	5-18 mm, Fe 62%	Ex-mines	19 Feb 11.33 IST	6,005	-100	-100	-500
	Fines -5 mm, Fe 60-62%	Ex-mines	19 Feb 11.33 IST	4,700	0	0	-200
OMC Jilling	Fines -5 mm, Fe 60-62%	Ex-mines	19 Feb 11.33 IST	5,100	+200	+200	+50
	5-18 mm, Fe 62%	Ex-mines	19 Feb 11.33 IST	8,000	-100	-100	+650
NMDC, Chhattisgarh	6-40 mm, Fe 65.5%	F.O.R Siding	09 Jan 10.59 IST	6,000	NA	NA	-50
	0 -10 mm, Fe 64%	F.O.R Siding	09 Jan 10.59 IST	5,060	NA	NA	-150
	10-40 mm, Fe 67%, DR CLO	F.O.R Siding	09 Jan 10.59 IST	7,070	NA	NA	0
	10-150 mm, Fe 65.5%	F.O.R Siding	09 Jan 10.59 IST	5,870	NA	NA	-100
Chandrapur, Maharashtra	5-18 mm, Fe 63%	FOR Chandrapur	31 Jan 16.08 IST	9,250	0	0	-500
	0-10mm, Fe 63%	FoR Ballarshah	31 Jan 16.08 IST	5,300	0	-300	-700
Ex-Bellary	10-40 mm, Fe 62%	Ex-Mines	06 Mar 18.00 IST	5,950	0	NA	NA
	0-10 mm, Fe 62%	Ex-Mines	06 Mar 18.00 IST	4,800	-100	0	-100
	0-10 mm, Fe 57%	Ex-Mines	06 Mar 18.00 IST	2,700	0	-200	-350
Karnataka e-auction	Fines 0 -5 mm, Fe 60%	Ex-Mines	31 Jan 17.24 IST	3,400	-200	-200	0
	Lumps 10-40mm, Fe 63%	Ex-Mines	31 Jan 17.24 IST	4,550	-50	-50	+150

Pellets (India)

Indian prices (in INR/MT)							
Ex-Barbil	6-20 mm, Fe 63%, (+/- 0.5%)	FOR Siding	04 Mar 18.30 IST	8,350	0	+50	+475
Ex-Durgapur	6-20 mm, Fe 63%, (+/- 0.5%)	Ex-Works	04 Mar 18.30 IST	9,450	0	+100	+250
Ex-Jamshedpur	6-20 mm, Fe 63%	Ex-Works	04 Mar 18.30 IST	9,100	0	+100	+425
Ex-Jharsugda	6-20 mm, Fe 63%, (+/- 0.5%)	Ex-Works	04 Mar 18.30 IST	8,800	-200	+25	+275
Ex-Raipur	6-20 mm, Fe 63%, (+/- 0.5%)	Ex-Works	04 Mar 18.30 IST	9,800	0	0	+800
Ex-Kandla	6-20 mm, Fe 64/63%	DAP	04 Mar 18.30 IST	10,900	-400	-400	-300
Ex-Bellary	6-20 mm, Fe 63%	Ex-Works	04 Mar 18.30 IST	10,800	0	-50	+500

Weekly Assessment, GST @ 5% extra., Barbil and Kandla - Prices Loaded to Wagons

Concentrates (India)

Indian prices (in INR/MT)							
Ex-Jabalpur	-45 micron, Fe 63%	Ex-works	05 Mar 17.33 IST	4,700	0	+75	-250

Iron Ore (Global)

Global prices (in USD/MT)							
CNF China	Fines, Fe 61.5% (Australia Origin)	-	06 Mar 12.29 IST	\$98	-2	-4	-5
CNF China	Fines, Fe 62% (Australia Origin)	-	06 Mar 12.29 IST	\$100	-2	-4	-5
CNF China	Fines, Fe 62.5% (Brazil Origin)	-	06 Mar 18.21 IST	\$101	-2	-4	-6

CNF China	Fines, Fines 63/62% (India origin)	-	06 Mar 18.21 IST	\$93	-2	-5	-6
CNF China	Lumps, Fe 64/63% (South Africa Origin)	-	06 Mar 18.21 IST	\$99	-2	-4	-6
CNF China	Lumps, USD/dmtu	-	06 Mar 12.29 IST	\$0.145	-0.003	-0.009	+0.01
CNF China	Fines, Fe 55% (India Origin)	-	06 Mar 18.20 IST	\$67	0	-3.25	-5
CNF China	Fines, Fe 56% (India Origin)	-	06 Mar 18.20 IST	\$70	0	-3.25	-5
CNF China	Fines, Fe 57% (India origin)	-	06 Mar 18.20 IST	\$73	0	-3.25	-5
CNF India	Lumps, Fe 64% (South Africa origin)	-	05 Mar 13.27 IST	\$114	-3	0	-0.5
FOB India	Fines, Fe 57% (India origin)	-	06 Mar 18.20 IST	\$62	0	-6	-5

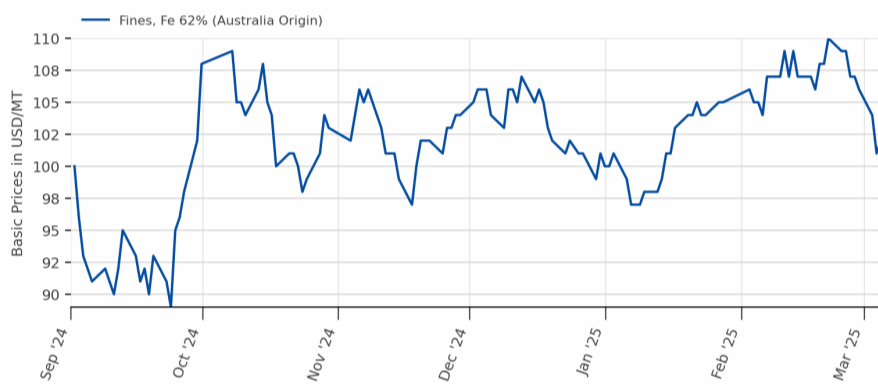
Prices on DMT basis (Daily Assessment) , India- Single Port Loading , FOB prices including demurrage , June to November: Moisture@ 10% , December to May: Moisture@ 8% , Or, actual moisture as per cargo certificate submitted by shipper to be adjusted

Pellets (Global)

Global prices (in USD/MT)							
CNF China	6-20 mm, Fe 63% (India Origin)	-	05 Mar 18.34 IST	\$107	-4	-6.25	-6
	6-20 mm, Fe 65% (Brazil Origin)	-	05 Mar 15.37 IST	\$123	-5	-3	-6
FOB India	6-20 mm, Fe 63%	-	05 Mar 18.34 IST	\$96	-4	-9	-5.5
CNF China	5-20mm, Fe 63%	-	06 Mar 18.19 IST	\$7	-0.05	-0.8	-1.4
	6-20mm	-	06 Mar 18.19 IST	\$13.85	-0.6	-4.2	-3.95

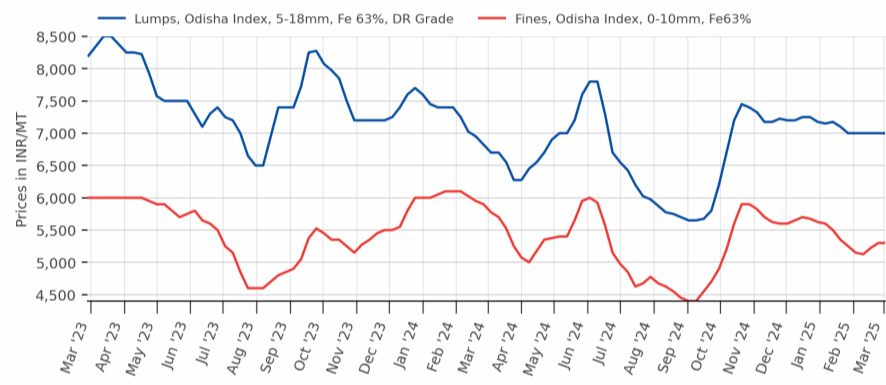
Note:- W-O-W: Week On Week, 1M: Change over last month, 3M: Change over last 3 months

Iron Ore Fines, CNF Rizhao China



Source:BigMint

Odisha Iron Ore Price Index (Lumps & Fines)



Source:BigMint

Karnataka Fines (Fe 57%) Prices

INR 2,700/t (=) Ex-mines Fe 57%, 6 Mar'25

Source: BigMint

Karnataka: Iron ore prices show mixed trends w-o-w amid limited trades

2025-03-06

[READ MORE](#)

BigMint iron ore export index

Indian fines Fe57 Export- \$62/t (4.5), FOB east coast, 6 Mar'25

Source: BigMint

India: BigMint's iron ore fines export index falls \$5/t w-o-w amid subdued market dynamics

2025-03-06

[READ MORE](#)

India's iron ore production (2020-2024)

Note: The 2022 production figure has been revised. | All above figures are rounded off
Quantity in million tonnes (mmt) | % change in year-on-year (y-o-y) | Source: BigMint

India: Supreme Court extends deadline on 'Royalty on Royalty' issue

2025-03-06

[READ MORE](#)

India: Daily Trade Sheet for steel & related commodities

BigMint's daily trade sheet - 05 Mar'25

2025-03-06

[READ MORE](#)

Karnataka iron ore e-auction sales volume

Source: BigMint

India: Karnataka to auction over 290,000 t of iron ore on 12 Mar

2025-03-06

[READ MORE](#)

Fe 62% Australian iron ore fines

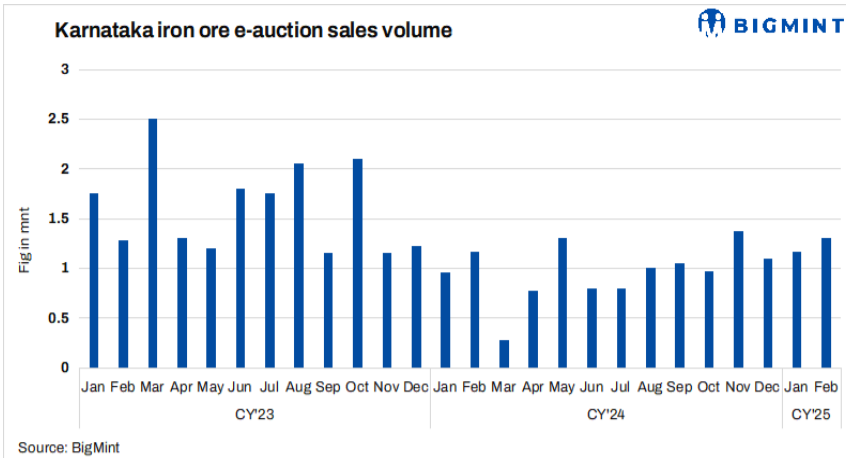
Fines Fe 62% \$100.4/dmt (-1.55) CFR China 5 Mar'25

Source: BigMint

China: Iron ore spot prices fall \$2/t d-o-d amid limited buying interest

2025-03-06

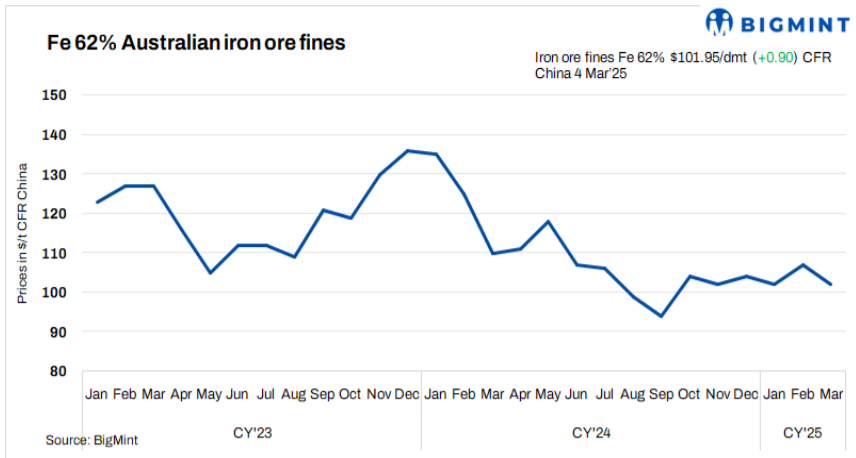
[READ MORE](#)



India: Over 100,000 t of iron ore to be auctioned from Karnataka

2025-03-05

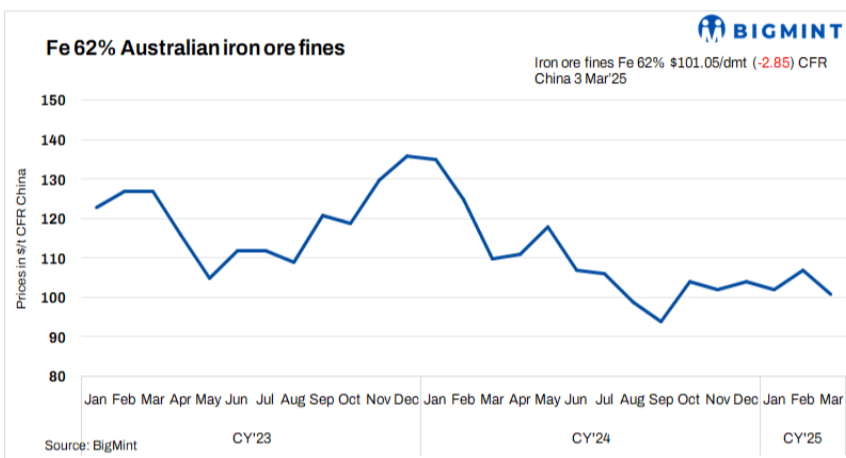
[READ MORE](#)



China: Iron ore spot prices inch up by \$1/t amid improvement in market fundamentals

2025-03-05

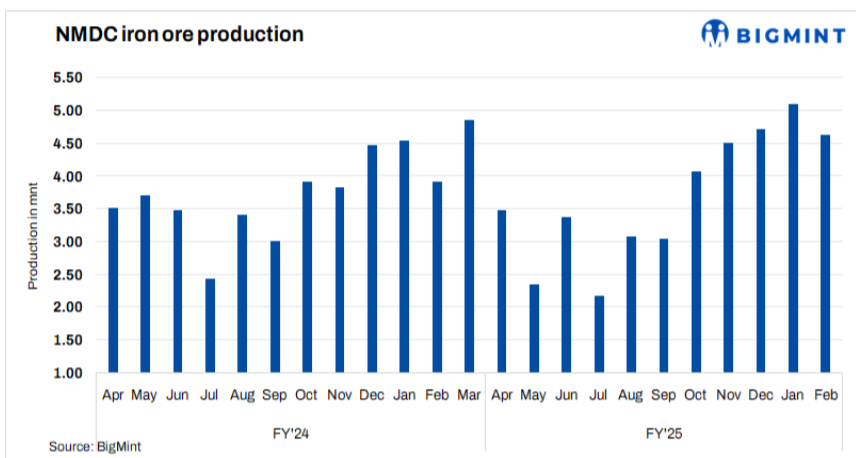
[READ MORE](#)



China: Iron ore spot prices fall by \$3/t amid weak market sentiments

2025-03-04

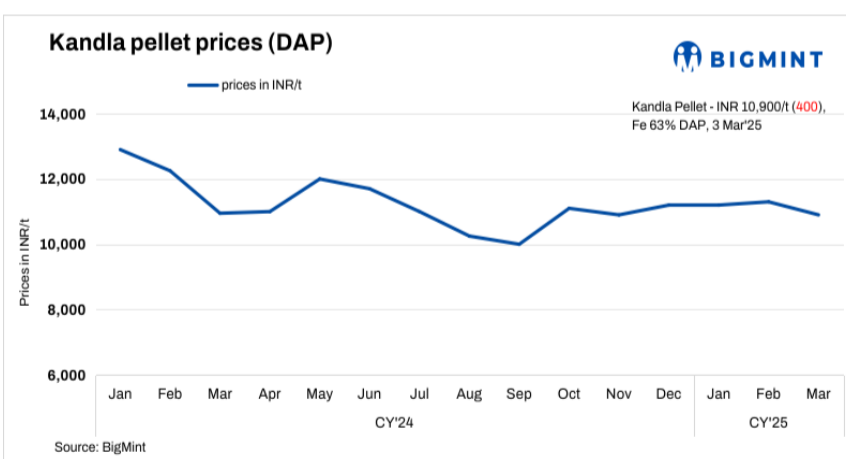
[READ MORE](#)



India: NMDC's iron ore output slips 9% m-o-m in Feb'25

2025-03-03

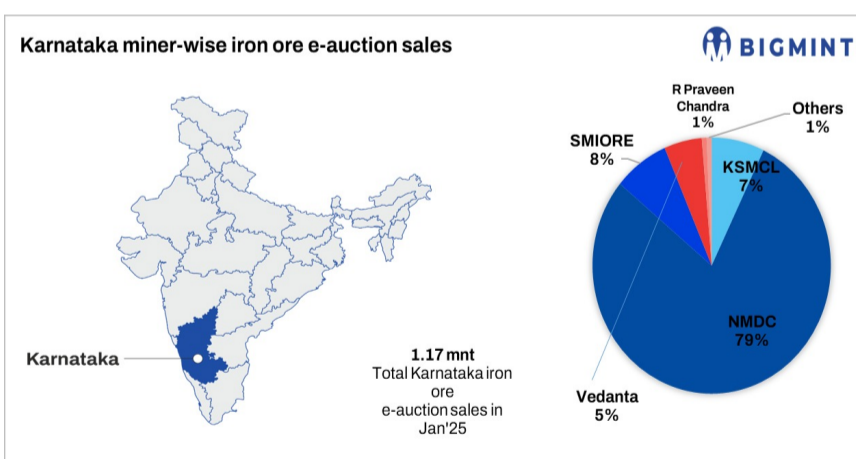
[READ MORE](#)



India: Jindal SAW cuts pellet offers by INR 400/t (\$5/t)

2025-03-03

[READ MORE](#)



India: NMDC to auction over 270,000 t of iron ore from Karnataka

2025-03-01

[READ MORE](#)

Coal

Non Coking (India)

Particular/Delivery	Size/Grade	Delivery	As On	Price	Change	1M	3M
Indian prices (in INR/MT)							
Ex-Gangavaram	RB2 (5500 NAR), S.Africa	Ex-Port	06 Mar 16.59 IST	8,500	0	-100	-900
	RB3 (4800 NAR), South Africa	Ex-Port	06 Mar 16.59 IST	7,100	0	-150	-750

Met Coke (India)

Indian prices (in INR/MT)							
Ex-Jajpur	25-90 mm, Blast Furnace-grade	Ex-Yard	05 Mar 16.32 IST	34,500	0	+500	+3,200
Ex-Gandhidham	25-90 mm, Blast Furnace-grade	Ex-Yard	05 Mar 16.32 IST	32,400	+400	+900	+4,000

Coking (Global)

Global prices (in USD/MT)							
CNF India	0-40mm, HCC 64 Mid Vol, Australia	-	05 Mar 11.21 IST	\$156	-1	-5	-21.2
	0-40mm, Premium HCC, Australia	-	05 Mar 11.21 IST	\$199	-1	+0.4	-18.2
	Low Vol PCI, Australia	-	05 Mar 11.21 IST	\$151	0	-7.8	-18
FOB Australia	0-40mm, Low Vol PCI	-	05 Mar 11.24 IST	\$137	0	-9.6	-19
	HCC 64 Mid Vol	-	05 Mar 11.24 IST	\$143	0	-5.8	-21.6
	Premium HCC	-	05 Mar 11.24 IST	\$185	-1	-1.2	-19.2

Non Coking (Global)

Global prices (in USD/MT)							
CNF India	RB1 (6000 NAR), S.Africa	-	06 Mar 13.52 IST	\$101	-1	-3.8	-13.4
	RB2 (5500 NAR), S.Africa	-	06 Mar 13.52 IST	\$90	-0.5	-2.8	-11.8
	RB3 (4800 NAR), S.Africa	-	06 Mar 13.52 IST	\$73	0	+0.2	-8.8
FOB South Africa	RB1 (6000 NAR)	-	06 Mar 13.52 IST	\$88	-1	-5.8	-13
	RB2 (5500 NAR)	-	06 Mar 13.52 IST	\$77	-1	-4.8	-11.6
	RB3 (4800 NAR)	-	06 Mar 13.52 IST	\$60	-0.5	-1.8	-8.7

Met Coke (Global)

Global prices (in USD/MT)							
FOB China	25-90mm, 64% CSR	-	06 Mar 16.36 IST	\$220	0	-15	-34
CNF India	25-90mm, 64% CSR, China	-	06 Mar 16.39 IST	\$235	+7	-18	-35
	64% CSR, Japan origin	-	12 Dec 17.11 IST	\$354	0	NA	0

Note:- W-O-W: Week On Week, 1M: Change over last month, 3M: Change over last 3 months

Scrap & Metallic

Sponge (India)

Region	Particular	Sponge Iron (C-DRI)				Pellet Sponge (P-DRI)			
		Price	Change	W-O-W	1M	Price	Change	W-O-W	1M
Indian prices (in INR/MT) As on 06 Mar 2025									
North India	Mandi Gobindgarh	31,000	-100	0	+600	-	-	-	-
East India	Durgapur	27,500	-100	+300	+500	25,250	-50	+400	+650
East India	Rourkela	26,650	+50	+50	+950	-	-	-	-
Central India	Raigarh	26,700	-200	-100	+200	24,600	-200	-150	+100
Central India	Raipur	29,000	-300	-100	-500	25,100	-300	+100	+200
South India	Bellary	26,900	-50	-300	+750	26,250	-100	-50	+1,100
Eastern India	Ramgarh	27,000	+100	0	+300	24,800	0	0	+300
East India	Jharsugda	-	-	-	-	24,100	-200	+200	+300
South India	Chennai	-	-	-	-	27,000	0	+600	+1,500
South India	Hyderabad	-	-	-	-	27,000	-200	-100	+1,000

All prices are basic, GST extra.

Pig Iron (India)

Particular/Delivery	Size/Grade	Delivery	As On	Price	Change	1M	3M
Indian prices (in INR/MT)							
DAP-Ludhiana	Steel Grade	DAP	06 Mar 17.23 IST	37,600	0	+1,600	+1,100
Ex-Bokaro	Steel Grade	Ex-Plant,Bokaro	20 Feb 13.25 IST	30,700	-650	-650	-4,300
Ex-Burnpur	Steel Grade	Ex-Plant,Burnpur	31 May 16.00 IST	40,500	-2,500	0	0
Ex-Durgapur	Steel Grade	Ex-Works	06 Mar 17.23 IST	35,500	+400	+2,500	+2,000
		Ex-Plant,Durgapur	01 Jan 17.35 IST	32,900	+500	0	+500
Ex-Rourkela	Steel Grade	Ex-Plant,Rourkela	06 Mar 12.57 IST	35,700	+3,100	+2,900	+4,100
Ex-Bhilai	Steel Grade	Ex-Plant,Bhilai	13 Jan 17.44 IST	31,600	+450	0	-1,900
DAP-Raigarh	Steel Grade	DAP	06 Mar 17.23 IST	35,500	-200	+2,150	+3,000
DAP-Raipur	Steel Grade	DAP	06 Mar 17.23 IST	35,800	0	+2,900	+3,250
DAP-Hyderabad	Steel Grade	DAP	06 Mar 13.24 IST	35,500	0	+1,800	+2,000
DAP-Delhi	Foundry Grade	DAP	06 Mar 13.24 IST	40,200	0	+500	+200
DAP-Ludhiana	Foundry Grade	DAP	06 Mar 13.24 IST	40,500	0	+1,700	+300
Ex-Durgapur	Foundry Grade	Ex-Works	06 Mar 13.24 IST	37,500	0	0	-1,000
Ex-Kharagpur	Foundry Grade	Ex-Works	06 Mar 13.24 IST	37,500	0	0	-1,000
DAP-Ahmedabad	Foundry Grade	DAP	06 Mar 17.23 IST	41,000	+700	+700	-500
DAP-Kolhapur	Foundry Grade	DAP	06 Mar 13.24 IST	42,800	0	+300	-1,000
DAP-Coimbatore	Foundry Grade	DAP	06 Mar 13.24 IST	42,800	0	+300	-1,000

Indian pig iron price assessment frequency has been increased from weekly to daily basis.

Re - Rolling Scrap (India)

Indian prices (in INR/MT)							
Ex-Alang	19-22mm(12 ANE), Ship Breaking	Ex-Yard	07 Mar 10.56 IST	39,100	0	-600	-900
	15-18mm(10 ANE), Ship Breaking	Ex-Yard	07 Mar 10.56 IST	39,100	0	-600	-900
	1 Inch, Ship Breaking	Ex-Yard	07 Mar 10.56 IST	39,100	0	-600	-900
	12-14mm(8 ANE), Ship Breaking	Ex-Yard	07 Mar 10.56 IST	38,600	0	-600	-900
	5-10 KG, Ship Breaking	Ex-Yard	07 Mar 10.56 IST	37,600	0	-1,100	-1,600
	9-11mm(6 ANE), Ship Breaking	Ex-Yard	07 Mar 10.56 IST	37,300	0	-400	-900
	2-5 KG, Ship Breaking	Ex-Yard	07 Mar 10.56 IST	36,300	0	-1,400	-1,900
	6-8mm(4 ANE), Ship Breaking	Ex-Yard	07 Mar 10.56 IST	35,600	0	-1,100	-1,600
	1-2 KG, Ship Breaking	Ex-Yard	07 Mar 10.37 IST	35,200	0	+500	-500
	Attachment, Ship Breaking	Ex-Yard	07 Mar 10.37 IST	35,000	0	+500	-500
	HMS(80:20), Ship Breaking	Ex-Yard	07 Mar 10.37 IST	33,700	0	+700	-300

Melting Scrap (India)

Particular/Delivery	Size/Grade	Delivery	As On	Price	Change	1M	3M
Indian prices (in INR/MT)							
Ex-Ludhiana	CI Scrap, Mixed Size	DAP	06 Mar 17.37 IST	36,000	0	+ 100	-1,000
	Turning Boring Scrap	DAP	06 Mar 17.37 IST	33,500	-100	+ 300	+ 500
	End Cutting	DAP	06 Mar 17.37 IST	36,100	-200	- 500	- 100
	CR Busheling (Loose)	DAP	06 Mar 17.37 IST	37,200	-200	- 400	- 200
Ex-Mandi	CR Busheling (Loose)	DAP	06 Mar 17.37 IST	37,600	-200	- 200	- 200
	HMS(80:20)	DAP	06 Mar 17.37 IST	34,000	-200	+ 100	+ 200
	End Cutting	DAP	06 Mar 17.37 IST	36,600	-200	- 200	+ 100
	LMS (Light Melting Scrap)	DAP	06 Mar 17.37 IST	32,100	-200	+ 100	+ 200
Ex-Durgapur	HMS(80:20)	DAP	06 Mar 17.37 IST	33,500	0	+ 700	+ 300
Ex-Raipur	HMS(80:20)	DAP	06 Mar 17.37 IST	33,300	-300	+ 600	+ 1,800
	End Cutting	DAP	06 Mar 17.37 IST	35,300	-300	+ 600	+ 1,800
Ex-Ahmedabad	HMS(80:20)	DAP	06 Mar 17.37 IST	32,500	+ 300	+ 500	- 200
	CR Busheling (Bundle)	DAP	06 Mar 17.37 IST	36,700	-300	- 100	- 800
Ex-Alang	HMS(80:20)	Ex-Yard	06 Mar 17.37 IST	33,700	+ 500	+ 700	- 500
Ex-Jalna	HMS(80:20)	DAP	06 Mar 17.37 IST	32,200	+ 200	+ 700	+ 400
	CR Busheling (Loose)	DAP	06 Mar 17.37 IST	35,200	+ 200	+ 700	+ 400
Ex-Mumbai	HMS(80:20)	DAP	06 Mar 17.37 IST	32,300	-100	+ 100	- 300
Ex-Chennai	HMS(90:10)	DAP	06 Mar 17.37 IST	32,000	0	- 700	- 1,400
	CR Busheling (Bundle)	DAP	06 Mar 17.37 IST	33,400	0	- 600	- 1,500
	Turning Boring Scrap	DAP	06 Mar 17.37 IST	29,200	+ 100	- 500	- 1,100
	HMS(80:20)	DAP	06 Mar 17.37 IST	30,200	0	- 500	- 1,100
Ex-Coimbatore	CI Scrap, Mixed Size	DAP	06 Mar 17.37 IST	35,400	0	- 100	- 1,000
Ex-Hyderabad	HMS(80:20)	DAP	06 Mar 17.37 IST	31,500	0	+ 1,000	+ 1,500
	HMS(90:10)	DAP	06 Mar 17.37 IST	33,000	0	+ 1,000	+ 1,500
Ex-Bhilai	9-13 Meters, 60 KG	Ex-works	23 Sep 19.00 IST	41,000	0	- 2,700	- 150

Mill Scale (India)

Indian prices (in INR/MT)							
Ex Plant, Raipur	Fines, Fe 70/68%	EXW	05 Mar 19.10 IST	6,050	0	- 150	- 1,150
Ex-Jalna	Fines, Fe 68-70%	EXW	05 Mar 19.10 IST	5,600	0	+ 150	NA
Ex-Kandla	Fines, Fe 70/68%	DAP	05 Mar 19.10 IST	7,400	- 150	+ 150	+ 500

Sponge Iron (Global)

Particular/Delivery	Size/Grade	Delivery	As On	Price	Change	1M	3M
Global prices (in USD/MT)							
CNF Bangladesh	FeM 80% (+/-1), 100% lumps	-	06 Mar 17.20 IST	\$340	- 5	+ 1	- 10
CNF Nepal	Mix (70% lumps, 30% fines), FeM 80% (+/-1)	-	06 Mar 17.20 IST	\$341	- 9	- 2	+ 1

Melting Scrap (Global)

Global prices (in USD/MT)							
FOB Europe	HMS 80:20 (Bulk)	-	05 Mar 17.12 IST	\$339	+ 5	+ 12	+ 26
FOB USA	HMS 80:20	-	06 Mar 17.02 IST	\$345	+ 1	+ 13.4	+ 29.25
	Shredded	-	06 Mar 17.02 IST	\$365	+ 1	+ 13.4	+ 29.25
CNF Bangladesh	H2 (Bulk, Japan origin)	-	05 Mar 18.37 IST	\$358	+ 6	NA	+ 3
	HMS 80:20 (Bulk, US Origin)	-	05 Mar 18.37 IST	\$370	+ 7	+ 10	+ 4
	HMS 80:20 (Containers, Europe Origin)	-	06 Mar 18.31 IST	\$365	- 2	- 2.2	- 5.6
	Shredded (Containers, UK Origin)	-	06 Mar 18.31 IST	\$384	+ 1	- 2	- 2.2
CNF China	H2	-	06 Mar 12.05 IST	\$350	0	+ 1	+ 1
	HMS 80:20 (Bulk)	-	06 Mar 12.05 IST	\$320	0	+ 2	- 6.4
	Shredded	-	06 Mar 12.05 IST	\$385	0	0	- 9
CNF India	HMS 80:20 (Europe Origin, Containers)	-	06 Mar 18.31 IST	\$353	+ 1	+ 0.4	- 7.2
	HMS 80:20 (West Africa Origin, Containers)	-	06 Mar 18.31 IST	\$354	0	- 2.8	- 7.4
	HMS 80:20 (West Africa Origin, Containers)	-	06 Mar 18.31 IST	\$356	- 1	- 4.8	- 8.4
	Shredded (Europe Origin, Containers)	-	06 Mar 18.31 IST	\$376	0	+ 2.2	- 4.6
	Shredded (US Origin, Containers)	-	06 Mar 18.31 IST	\$375	0	+ 1.6	- 4.4
CNF Pakistan	Shredded (Containers, Europe Origin)	-	06 Mar 18.31 IST	\$382	0	- 0.4	- 2.6
CNF Taiwan	HMS 80:20 (US Origin, Containers)	-	05 Mar 11.30 IST	\$315	+ 2	+ 10	+ 20
CNF Thailand	HMS 70:30	-	29 Jan 17.41 IST	\$352	+ 2	NA	NA

CNF Turkey	HMS 80:20 (Bulk, US Origin)	-	06 Mar 18.31 IST	\$367	0	+15.4	+25.2
CNF Vietnam	H2, (Bulk, Japan origin)	-	03 Mar 18.13 IST	\$325	+3	+10	-5
	HMS 80:20 (Bulk, US Origin)	-	03 Mar 18.13 IST	\$355	+3	+15	-3

Pig Iron (Global)

Particular/Delivery	Size/Grade	Delivery	As On	Price	Change	1M	3M
Global prices (in USD/MT)							
FOB Black Sea	Steel Grade	-	01 Mar 10.44 IST	\$335	0	+12	+17
FOB Brazil	Steel Grade	-	01 Mar 10.44 IST	\$430	+2	+23	-2
CNF Italy	Steel Grade	-	01 Mar 13.36 IST	\$372	0	+13	+6

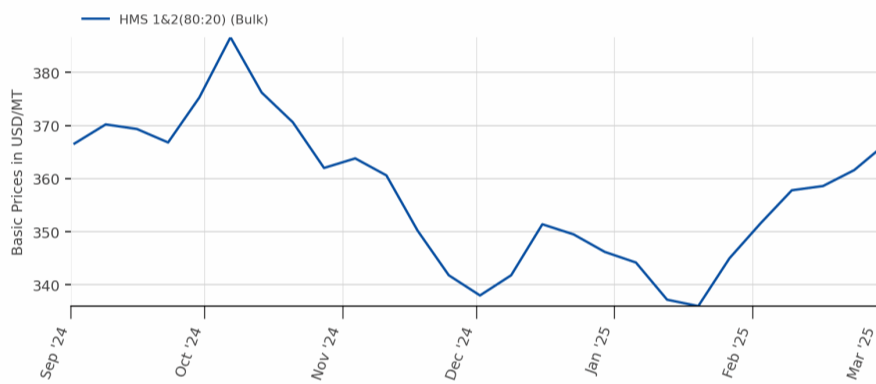
Weekly Assessment,, *Tender Prices in export

Ship Breaking (Global)

Global prices (in USD/MT)							
CNF Bangladesh	Containers	-	04 Mar 12.41 IST	\$470	0	-10	-30
	Tanker	-	04 Mar 12.41 IST	\$460	0	-10	-30
CNF India	Containers	-	04 Mar 12.41 IST	\$465	0	-10	-25
	Tanker	-	04 Mar 12.41 IST	\$455	0	-10	-25
CNF Pakistan	Containers	-	04 Mar 12.41 IST	\$460	0	-10	-20
	Tanker	-	04 Mar 12.41 IST	\$450	0	-10	-20
CNF Turkey	Containers	-	04 Mar 12.41 IST	\$300	0	0	-30
	Tanker	-	04 Mar 12.41 IST	\$290	0	0	-30

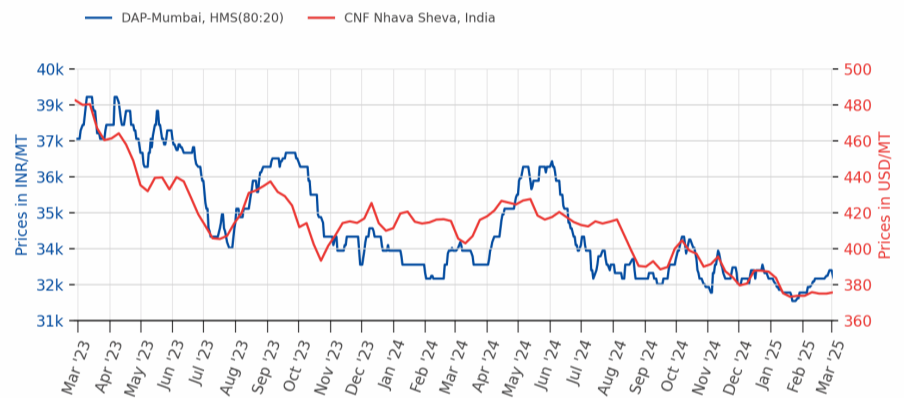
Note:- W-O-W: Week On Week, 1M: Change over last month, 3M: Change over last 3 months

Melting Scrap, CNF Turkey



Source:BigMint

Melting Scrap DAP Mumbai/CNF India



Source:BigMint

Chennai: Melting scrap index (HMS 80:20 vs Rebar)

— HMS 80:20 — Scrap to Billet Spread(RHS)

HMS 80:20 - INR 30,200/t (-200)

Source: BigMint | Last updated: 06-03-2025

India: Ferrous scrap prices in Chennai drop by INR 200/t w-o-w - 6 Mar

2025-03-06

[READ MORE](#)

South Asia: UK/Europe origin shredded scrap price trend

— India — Pakistan — Bangladesh — Turkiye, HMS 80:20, US Origin

Source: BigMint | Last updated: 06-03-2025

South Asia: Indian buyers silent amid bid-offer gap; Turkish scrap prices rise

2025-03-06

[READ MORE](#)

India: Melting scrap index DAP-Mandi Gobindgarh (End Cutting vs Billet)

— End Cutting Scrap — Billet, 100x100mm — Spread(RHS)

End Cutting - INR 36,600/t (-200)

Source: BigMint | Last updated: 6-3-2025

India: BigMint's scrap index falls INR 200/t d-o-d in cautious market

2025-03-06

[READ MORE](#)

India Sponge iron price & Trade volume

— Bellary (PDR) — Raipur (PDR) — Durgapur (PDR) — Bellary — Raipur — Durgapur — Ramgarh — Ramgarh (PDR)

Quantity in tonnes (t) | Prices in INR/t

Source: BigMint Research

India: Sponge iron prices fall d-o-d on limited buying activity - 6 Mar

2025-03-06

[READ MORE](#)

South Korea: Weekly scrap inventory

0.9
0.8
0.7
0.6
0.5
0.4

0.78 0.79 0.78 0.72 0.72 0.76 0.71 0.62 0.62 0.61 0.64

14-Nov-24 21-Nov-24 28-Nov-24 05-Dec-24 13-Dec-24 19-Dec-24 16-Jan-25 06-Feb-25 13-Feb-25 27-Feb-25 06-Mar-25

Source: SteelDaily

South Korea: Ferrous scrap inventory rises 4% w-o-w despite slow demand

2025-03-06

[READ MORE](#)

Turkiye: Imported ferrous scrap vs Rebar price trend

— HMS 80:20, Bulk, US Origin (LHS) — Rebar, FOB Iskenderun (RHS)

Source: BigMint | Last updated: 06-03-2025

Turkiye: Imported bulk scrap prices rise by \$6/t w-o-w amid firm seller position, tight supply

2025-03-06

[READ MORE](#)

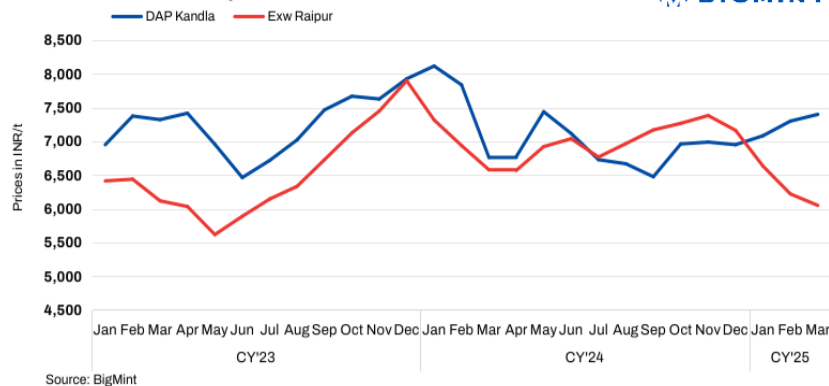


India: Buyers book entire 5,000 t on offer at Evonith's pig iron auction

2025-03-06

[READ MORE](#)

Domestic mill scale prices

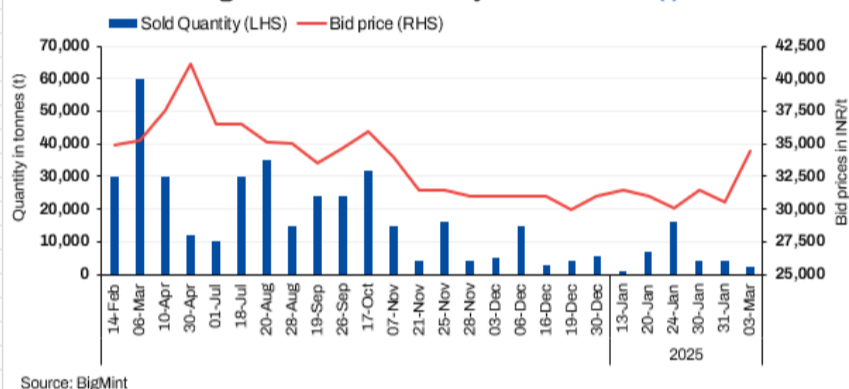


India: Mill scale prices show mixed trends across key markets

2025-03-05

[READ MORE](#)

India: NMDC Pig Iron auction summary

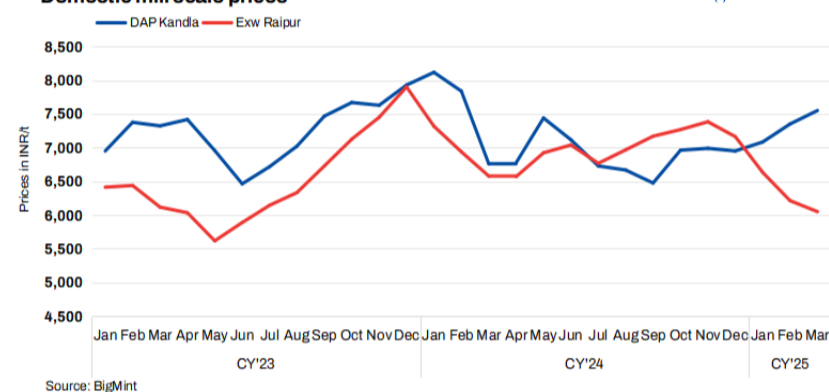


India: NMDC's pig iron auction sees subdued buyer participation

2025-03-04

[READ MORE](#)

Domestic mill scale prices

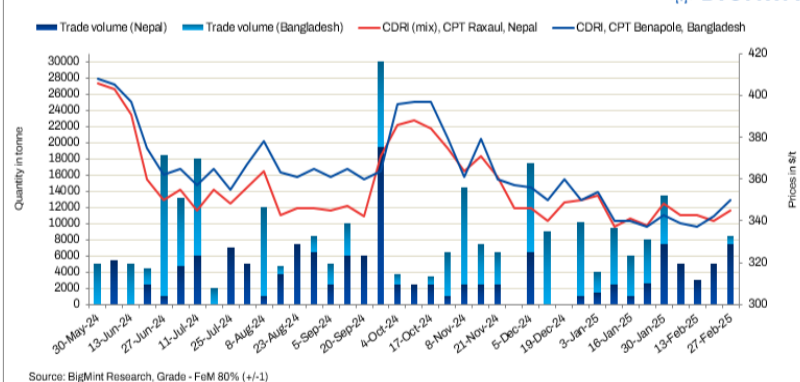


India: Mill scale prices inch up in Kandla, decline in Raipur

2025-03-01

[READ MORE](#)

India: Sponge iron Export Trade Vs Prices



India: Export deals for around 8,500 t of sponge iron concluded for Nepal, Bangladesh

2025-02-28

[READ MORE](#)

India : Alang ship breaking scrap price trend



India: Melting scrap prices remain stable d-o-d in Alang

2025-02-28

[READ MORE](#)

Steel

Ingots/Billet (India)

Region	Particular	INGOT				BILLET			
		Price	Change	W-O-W	1M	Price	Change	W-O-W	1M
Indian prices (in INR/MT) As on 06 Mar 2025									
North India	Ghaziabad	41,500	-100	-500	0	-	-	-	-
North India	Ludhiana	43,000	-200	-200	+100	-	-	-	-
North India	Mandi Gobindgarh	42,400	-200	-100	-100	42,400	-200	-100	-100
North India	Muzaffarnagar	41,700	-100	-500	0	-	-	-	-
East India	Rourkela	38,100	-50	+100	+600	38,900	-200	-100	+700
Central India	Raigarh	39,100	-300	+100	+1,150	39,500	-300	0	+1,100
Central India	Raipur	39,450	-550	-150	+850	40,050	-350	+50	+1,050
West India	Ahmedabad	42,000	0	+100	+1,000	43,000	0	+200	+800
West India	Jaipur	41,700	0	+100	+300	-	-	-	-
West India	Mumbai	42,500	+100	-100	+1,100	43,000	+100	-200	+1,000
East India	Durgapur	-	-	-	-	39,550	-250	-200	+50
East India	Kolkata	-	-	-	-	40,250	-250	-200	+50
West India	Bhavnagar	-	-	-	-	42,500	-100	0	+900
West India	Goa	-	-	-	-	42,000	+500	+500	+1,400
West India	Jalna	-	-	-	-	42,300	0	0	+700
South India	Chennai	-	-	-	-	43,500	0	+1,000	+2,300
South India	HINDPUR	-	-	-	-	42,600	-100	+300	+1,200
South India	Hyderabad	-	-	-	-	42,000	0	+500	+1,800
Eastern India	Ramgarh	-	-	-	-	39,800	0	+50	+650

All prices are basic, GST @ 18% extra. Ingot - 3.5"*4.5", Commercial Grade, Billet - 100*100

Rebar (India)

Particular/Delivery	Size/Grade	Delivery	As On	Price	PRICE @ 18%GST	Change	1M	3M
Indian prices (in INR/MT)								
Exy-Delhi/NCR	12-32mm, BF Route, IS 1786 Fe 550D	Ex-Yard	28 Feb 17.34 IST	53,600	63,200	+900	+2,700	+300
	12-32mm, BF Route, IS 1786 Fe 500D	Ex-Yard	28 Feb 17.34 IST	53,600	63,200	+900	+2,700	+300
Exy-Durgapur	12-32mm BF Route, IS 1786 Fe 500D	Ex-Yard	28 Feb 17.34 IST	51,700	61,000	+900	+700	-700
	12-32mm BF Route, IS 1786 Fe 550D	Ex-Yard	28 Feb 17.34 IST	51,700	61,000	+900	+700	-700
Exy-Ahmedabad	12-32mm BF Route, IS 1786 Fe 500D	Ex-Yard	28 Feb 17.34 IST	53,000	62,500	+700	+1,500	-400
	12-32mm BF Route, IS 1786 Fe 550D	Ex-Yard	28 Feb 17.34 IST	53,000	62,500	+700	+1,500	-400
Exy-Mumbai	12-32mm, BF Route, IS 1786 Fe 500D	Ex-Yard	28 Feb 17.34 IST	53,200	62,800	+600	+1,000	-600
	12-32mm, BF Route, IS 1786 Fe 550D	Ex-Yard	28 Feb 17.34 IST	53,200	62,800	+600	+1,000	-600
Exy-Bangalore	12-32mm, BF Route, IS 1786 Fe 500D	Ex-Yard	28 Feb 17.34 IST	52,200	61,600	+700	+1,000	-1,600
	12-32mm, BF Route, IS 1786 Fe 550D	Ex-Yard	28 Feb 17.34 IST	52,200	61,600	+700	+1,000	-1,600
Exy-Chennai	12-32mm, BF Route, IS 1786 Fe 500D	Ex-Yard	28 Feb 17.34 IST	51,600	60,900	+600	+900	-2,300
	12-32mm, BF Route, IS 1786 Fe 550D	Ex-Yard	28 Feb 17.34 IST	51,600	60,900	+600	+900	-2,300
Exy-Hyderabad	12-32mm, BF Route, IS 1786 Fe 550D	Ex-Yard	28 Feb 17.34 IST	52,000	61,400	+800	+1,800	-1,200
	12-32mm, BF Route, IS 1786 Fe 500D	Ex-Yard	28 Feb 17.34 IST	52,000	61,400	+800	+1,800	-1,200
Indian prices (in INR/MT)								
Ex-Delhi/NCR	12-25mm, IF Route, Fe 500, IS 1786	Ex-Works	06 Mar 13.30 IST	46,800	55,200	0	+1,200	+1,600
Ex-Jaipur	12-25mm IF route, Fe 500, IS 1786	Ex-Works	06 Mar 13.30 IST	45,500	53,700	0	+600	+1,300
Ex-Mandi Gobindgarh	12-25mm, IF Route, Fe 500, IS 1786	Ex-Works	06 Mar 13.30 IST	47,100	55,600	0	+100	+800
Ex-Muzaffarnagar	12-25mm, IF Route, Fe 500, IS 1786	Ex-Works	06 Mar 13.30 IST	46,000	54,300	+200	+800	+2,200
Ex-Durgapur	12-25mm, IF Route, Fe 500D, IS 1786	Ex-Works	06 Mar 17.27 IST	45,900	54,200	0	+800	+2,800
	12-25mm, IF Route, Fe 500, IS 1786	Ex-Works	06 Mar 17.27 IST	43,800	51,700	0	+800	+2,800
Ex-Rourkela	12-25mm, IF Route, Fe 500D, IS 1786	Ex-Works	06 Mar 13.30 IST	47,000	55,500	-500	+700	+1,500
	12-25mm, IF Route, Fe 500, IS 1786	Ex-Works	06 Mar 13.30 IST	43,700	51,600	0	+1,500	+2,400
Ex-Raigarh	12-25mm, IF Route, Fe 500, IS 1786	Ex-Works	06 Mar 13.30 IST	43,300	51,100	-100	+1,300	+2,200
Ex-Raipur	12-25mm, IF Route, Fe 500D, IS 1786	Ex-Works	06 Mar 13.30 IST	47,000	55,500	0	+1,700	+1,700
	12-25mm, IF Route, Fe 500, IS 1786	Ex-Works	06 Mar 17.27 IST	43,800	51,700	0	+1,800	+2,200
Ex-Ahmedabad	12-25mm, IF Route, Fe 500, IS 1786	FOR	06 Mar 13.30 IST	47,800	56,400	0	+800	+1,300

Ex-Goa	12-25mm, IF Route, Fe 500, IS 1786	Ex-Works	06 Mar 13.30 IST	48,300	57,000	0	+1,900	+1,500
Ex-Jalna	12-25mm, IF Route, Fe 500, IS 1786	Ex-Works	06 Mar 13.30 IST	48,600	57,300	0	+1,800	+1,800
Ex-Mumbai	12-25mm, IF Route, Fe 500, IS 1786	Ex-Works	06 Mar 13.30 IST	49,300	58,200	0	+2,200	+3,000
Ex-Bangalore	12-25mm, IF Route, Fe 550, IS 1786	Ex-Works	06 Mar 13.30 IST	48,600	57,300	+400	+1,600	+2,100
	12-25mm, IF Route, Fe 550D, IS 1786	Ex-Works	06 Mar 13.30 IST	50,200	59,200	0	+800	+800
Ex-Chennai	12-25mm, IF Route, Fe 500, IS 1786	Ex-Works	06 Mar 13.30 IST	47,000	55,500	+200	+1,300	+1,200
Ex-Hyderabad	12-25mm, IF Route, Fe 500, IS 1786	Ex-Works	06 Mar 13.30 IST	46,000	54,300	0	+1,500	+2,500
Ex-Patna	12-25mm IF route, Fe 500, IS 1786	Ex-Works	06 Mar 13.30 IST	44,300	52,300	-200	+1,100	+3,800

Structure (Medium & Small Scale Producers) (India)

Region/Zone	Particular	40 ANGLE	Change	1M	75 CHANNEL	Change	1M	200 BEAM	Change	1M
Indian prices (in INR/MT)										
North India	Ghaziabad	-	-	-	-	-	-	49,600	+200	+700
East India	Durgapur	44,700	0	+500	44,700	0	+500	45,450	0	+500
Central India	Raipur	45,100	0	+800	44,500	0	+800	-	-	-
West India	Ahmedabad	46,900	+200	+600	46,900	+200	+600	-	-	-
West India	Mumbai	49,800	0	+1,100	50,600	0	+1,100	-	-	-
South India	Hyderabad	47,300	0	+500	46,900	0	+500	-	-	-

Indian Structure price assessment frequency has been increased from weekly to daily basis, All prices are basic, Commercial Grade, Basic Price GST @ 18% extra

Wire Rod (India)

Particular	Size/Grade	Raipur	Change	W-O-W	Durgapur	Change	W-O-W
Indian prices (in INR/MT)							
SWRY 14 LC Gr 3, Induction route	5.5 mm	44,200	-300	-100	44,700	+400	+600
HB Wire, Induction route	12 Gauge	46,500	-300	-100	47,200	+400	+600
GI Wire, Induction route	12 Gauge	50,300	-200	0	54,700	+400	+600
Barbed Wire, Induction route	12*12 Gauge	52,300	-200	0	57,800	+400	+600
Binding Wire, Induction route	20 Gauge	53,100	-200	-100	53,900	+400	+600

Daily Assessment, Commercial Grade, Basic Price GST @ 18% extra

HRC (India)

Particular/Delivery	Size/Grade	Delivery	As On	Price	Change	1M	3M
Indian prices (in INR/MT)							
Delhi	2.5-8mm / CTL, IS2062, Gr E250 Br.	Ex-stockyard	04 Mar 18.04 IST	49,500	+1,500	+2,000	+2,200
	2.5-8mm / CTL, IS2062, Gr E350 Br.	Ex-stockyard	04 Mar 18.04 IST	52,500	+1,500	+1,800	+2,500
Faridabad	2.5-8mm / CTL, IS2062, Gr E250 Br.	Ex-stockyard	04 Mar 18.04 IST	49,600	+1,600	+1,900	+2,600
	1.8mm / CTL, IS2062, Gr E250 Br.	Ex-stockyard	04 Mar 18.04 IST	51,000	+1,400	+1,800	+2,500
Ludhiana	2.5-8mm / CTL, IS2062, Gr E250 Br.	Ex-stockyard	04 Mar 18.04 IST	50,500	+2,100	+2,100	+3,350
Kolkata	2.5-8mm / CTL, IS2062, Gr E250 Br.	Ex-stockyard	04 Mar 18.04 IST	47,000	+1,100	+1,100	+2,050
Ahmedabad	2.5-8mm / CTL, IS2062, Gr E250 Br.	Ex-stockyard	04 Mar 18.04 IST	50,300	+1,200	+300	+2,350
	2.5-8mm / CTL, IS2062, Gr E250 Br.	Ex-stockyard	04 Mar 18.04 IST	48,500	+200	-100	+1,400
Mumbai	1.8mm / CTL, IS2062, Gr E250 Br.	Ex-stockyard	04 Mar 18.04 IST	50,000	+200	-150	+1,450
	2.5-8mm / CTL, IS2062, Gr E350 Br.	Ex-stockyard	04 Mar 18.04 IST	51,500	+200	-150	+1,400
Bangalore	2.5-8mm / CTL, IS2062, Gr E250 Br.	Ex-stockyard	04 Mar 18.04 IST	50,500	+1,000	+1,000	-150
Chennai	2.5-8mm / CTL, IS2062, Gr E250 Br.	Ex-stockyard	04 Mar 18.04 IST	50,500	+600	+950	+1,800
	1.8mm / CTL, IS2062, Gr E250 Br.	Ex-stockyard	04 Mar 18.04 IST	52,000	+600	+950	+1,800
Hyderabad	2.5-8mm / CTL, IS2062, Gr E250 Br.	Ex-stockyard	04 Mar 18.04 IST	48,100	+800	+750	+500

Weekly Assessment, Commercial Grade, *Basic Price GST @ 18% extra.,

CRC (India)

Particular/Delivery	Size/Grade	Delivery	As On	Price	Change	1M	3M
Indian prices (in INR/MT)							
Delhi	0.90mm / CTL, IS 513, CR1	Ex-stockyard	04 Mar 18.08 IST	54,800	+800	+1,000	+300
Faridabad	0.90mm / CTL, IS 513, CR1	Ex-stockyard	04 Mar 18.08 IST	54,200	+500	+1,100	+1,000
	0.5mm / CTL, IS 513, CR1	Ex-stockyard	04 Mar 18.08 IST	55,800	+600	+1,200	+1,100
Ludhiana	0.90mm / CTL, IS 513, CR1	Ex-stockyard	04 Mar 18.08 IST	54,400	+500	+1,100	+650
Kolkata	0.90mm / CTL, IS 513, CR1	Ex-stockyard	04 Mar 18.08 IST	52,000	+700	+1,000	+1,550
Ahmedabad	0.90mm / CTL, IS 513, CR1	Ex-stockyard	04 Mar 18.08 IST	56,400	+1,000	-50	+1,250

Mumbai	0.90mm / CTL, IS 513, CR1	Ex-stockyard	04 Mar 18.08 IST	56,000	+ 900	+ 2,300	+ 2,300
	0.5mm / CTL, IS 513, CR1	Ex-stockyard	04 Mar 18.08 IST	57,500	+ 900	+ 2,300	+ 2,450
Bangalore	0.9mm / CTL, IS 513, CR1	Ex-stockyard	04 Mar 18.08 IST	56,800	+ 800	+ 800	- 550
Chennai	0.90mm / CTL, IS 513, CR1	Ex-stockyard	04 Mar 18.08 IST	58,300	+ 500	+ 400	- 200
	0.5mm / CTL, IS 513, CR1	Ex-stockyard	04 Mar 18.08 IST	59,800	+ 500	+ 400	- 300
Hyderabad	0.90mm / CTL, IS 513, CR1	Ex-stockyard	04 Mar 18.08 IST	55,700	+ 950	+ 800	+ 300

Weekly Assessment, Commercial Grade, *Basic Price GST @ 18% extra.,

HR Plate (India)

Particular/Delivery	Size/Grade	Delivery	As On	Price	Change	1M	3M
Indian prices (in INR/MT)							
Delhi	60-100mm, Gr E350 Br.	Ex-stockyard	05 Mar 18.05 IST	59,800	+ 800	+ 300	+ 1,500
	5-10mm, Gr E350 Br.	Ex-stockyard	05 Mar 18.05 IST	53,000	+ 1,000	+ 700	+ 1,600
	20-40mm, Gr E350 Br.	Ex-stockyard	05 Mar 18.05 IST	56,200	+ 900	+ 800	+ 1,100
	60-100mm, Gr E250 Br.	Ex-stockyard	05 Mar 18.05 IST	56,300	+ 500	+ 300	+ 1,300
	5-10mm, Gr E250 Br.	Ex-stockyard	05 Mar 18.05 IST	49,500	+ 1,000	+ 700	+ 1,600
	20-40mm, Gr E250 Br.	Ex-stockyard	05 Mar 18.05 IST	52,600	+ 800	+ 600	+ 1,000
Mumbai	60-100mm, Gr E350 Br.	Ex-stockyard	05 Mar 18.05 IST	60,400	+ 500	+ 500	+ 1,900
	5-10mm, Gr E350 Br.	Ex-stockyard	05 Mar 18.05 IST	52,500	0	0	+ 800
	20-40mm, Gr E350 Br.	Ex-stockyard	05 Mar 18.05 IST	56,400	+ 500	+ 500	+ 2,200
	60-100mm, Gr E250 Br.	Ex-stockyard	05 Mar 18.05 IST	56,900	+ 500	+ 500	+ 2,000
	5-10mm, Gr E250 Br.	Ex-stockyard	05 Mar 18.05 IST	49,000	0	0	+ 800
	20-40mm, Gr E250 Br.	Ex-stockyard	05 Mar 18.05 IST	52,900	+ 500	+ 500	+ 2,200

Weekly Assessment, Commercial Grade, Basic Price GST @ 18% extra

GP (India)

Indian prices (in INR/MT)							
Delhi	0.7mm / CTL, 80 GSM, IS277	Ex-stockyard	06 Mar 18.18 IST	57,500	+ 500	+ 500	- 100
	0.7mm / CTL, 120 GSM, IS277	Ex-stockyard	06 Mar 18.18 IST	58,500	+ 500	+ 500	- 100
	0.6mm / CTL, 120 GSM, IS277	Ex-stockyard	06 Mar 18.18 IST	60,000	+ 500	+ 500	- 100
Mumbai	0.8mm / CTL, 80 GSM, IS277	Ex-stockyard	06 Mar 18.18 IST	57,700	+ 200	+ 1,100	+ 1,300
	0.8mm / CTL, 120 GSM, IS277	Ex-stockyard	06 Mar 18.18 IST	58,700	+ 200	+ 1,100	+ 1,300
	0.6mm / CTL, 120 GSM, IS277	Ex-stockyard	06 Mar 18.18 IST	60,200	+ 200	+ 1,100	+ 1,300
Chennai	0.8-1.6mm / CTL, 80 GSM, IS277	Ex-stockyard	06 Mar 18.18 IST	59,800	+ 300	+ 800	+ 1,400
	0.8-1.6mm / CTL, 120gsm, IS277	Ex-stockyard	06 Mar 18.18 IST	62,200	+ 200	+ 700	+ 1,300
	0.6mm / CTL, 120 GSM, IS277	Ex-stockyard	06 Mar 18.18 IST	63,700	+ 200	+ 700	+ 1,300
Hyderabad	0.8mm / CTL, 80 GSM, IS277	Ex-stockyard	06 Mar 18.18 IST	58,400	+ 1,400	+ 1,600	+ 1,400
	0.8mm / CTL, 120 GSM, IS277	Ex-stockyard	06 Mar 18.18 IST	61,900	+ 1,400	+ 1,600	+ 1,400
	0.6mm / CTL, 120 GSM, IS277	Ex-stockyard	06 Mar 18.18 IST	63,400	+ 1,400	+ 1,600	+ 1,400

PPGI (India)

Particular/Delivery	Size/Grade	Delivery	As On	Price	Change	1M	3M
Indian prices (in INR/MT)							
Delhi	0.5mm / CTL, 90 GSM, IS14246	Ex-stockyard	06 Mar 18.07 IST	67,500	+ 100	+ 100	- 700
Mumbai	0.5mm / CTL, 90 GSM, IS14246	Ex-stockyard	06 Mar 18.07 IST	67,200	+ 300	+ 400	+ 600

MS Pipes (India)

Indian prices (in INR/MT)							
Ex-Raipur	41-60 OD (Patra Based)	Ex-works	06 Mar 16.27 IST	42,800	- 100	+ 1,600	+ 1,800
Ex-Mandi Gobindgarh	41-60 OD (Patra Based)	Ex-works	06 Mar 16.27 IST	44,800	+ 200	+ 700	+ 600
Exy-Delhi	2.2-6mm, IS 1239,IS 1161 (HR Coil Based)	Ex-Yard	05 Mar 17.48 IST	56,000	+ 1,500	+ 2,500	+ 3,500
Exy-Raipur	2.2-6mm, IS 1239,IS 1161 (HR Coil Based)	Ex-Yard	05 Mar 17.48 IST	55,000	+ 1,000	+ 2,000	+ 3,500
Exy-Mumbai	2.2-6mm, IS 1239,IS 1161 (HR Coil Based)	Ex-Yard	05 Mar 17.48 IST	55,000	+ 1,500	+ 2,500	+ 3,500
Exy-Pune	2.2-6mm, IS 1239,IS 1161 (HR Coil Based)	Ex-Yard	05 Mar 17.48 IST	55,000	+ 1,500	+ 2,500	+ 3,500
Exy-Bangalore	2.2-6mm, IS 1239,IS 1161 (HR Coil Based)	Ex-Yard	05 Mar 17.48 IST	55,500	+ 1,500	+ 2,500	+ 3,500
Exy-Hyderabad	2.2-6mm, IS 1239,IS 1161 (HR Coil Based)	Ex-Yard	05 Mar 17.48 IST	55,500	+ 1,500	+ 2,500	+ 3,500

Billet (Global)

Particular/Delivery	Size/Grade	Delivery	As On	Price	Change	1M	3M
Global prices (in USD/MT)							
FOB India	150*150, 3SP/4SP	-	28 Feb 18.21 IST	\$440	0	NA	- 20
FOB Iran	130*130, 3SP	-	28 Feb 18.21 IST	\$412	+ 2	- 11	- 46
FOB Russia	130*130, 3SP	-	28 Feb 18.21 IST	\$436	+ 4	+ 4	- 14
CNF Nepal	100*100, IS 2831 (IF Grade)	-	28 Feb 18.25 IST	\$475	0	- 11	- 11

CNF Philippines	150*150, 3SP	-	28 Feb 18.25 IST	\$460	-5	+5	-10
CNF Turkey	120*120	-	28 Feb 18.25 IST	\$450	+10	+5	-20

Weekly Assessment

Rebar (Global)

Particular/Delivery	Size/Grade	Delivery	As On	Price	Change	1M	3M
Global prices (in USD/MT)							
FOB Turkey	12-32mm, Commercial	-	28 Feb 12.45 IST	\$560	0	+5	-13

Wire Rod (Global)

Particular/Delivery	Size/Grade	Delivery	As On	Price	Change	1M	3M
Global prices (in USD/MT)							
CNF Nepal	5.5-6.0mm, Commercial Grade	-	01 Mar 13.30 IST	\$525	0	+15	+10
	6-8 mm, ASTM A510 SAE 1008	-	01 Mar 13.30 IST	\$570	0	NA	-40

HRC (Global)

Particular/Delivery	Size/Grade	Delivery	As On	Price	Change	1M	3M
Global prices (in USD/MT)							
CNF Bangladesh	2mm, SAE 1006 (China origin)	-	04 Mar 18.37 IST	\$505	-5	-5	-25
CNF Dubai	2mm, SAE1006 (India origin), SAE1006	-	04 Mar 18.37 IST	\$515	-15	-15	-35
CNF Europe	3-4mm (China Origin), S235JR	-	04 Mar 18.37 IST	\$490	-5	-5	-25
	3mm+ (India Origin), S275	-	04 Mar 18.37 IST	\$580	0	-10	-10
CNF India	2-12 mm, SS400 (China Origin)	-	04 Mar 18.37 IST	\$495	-5	-5	-30
	3mm, SS400 (South Korea Origin)	-	18 Feb 18.51 IST	\$530	-10	NA	-10
CNF Nepal	2mm, SAE1006 (India origin), SAE1006	-	04 Mar 18.37 IST	\$525	0	+5	-5
CNF Pakistan	2mm, SS400 (China origin), SS400	-	04 Mar 18.37 IST	\$480	0	-10	-25
	2mm, SS400 (Japan origin), SS400	-	24 Dec 18.32 IST	\$525	0	NA	NA
CNF UAE	2mm, SAE1006 (China Origin)	-	04 Mar 18.37 IST	\$500	+5	-5	-20
CNF Vietnam	2 mm, SAE 1006 (Formosa, skin pass)	-	18 Feb 18.51 IST	\$500	-15	NA	-21
	2-3mm, SAE 1006 (China Origin)	-	04 Mar 18.37 IST	\$490	0	+5	-25
	Thickness - 2-6 mm, Width - 1.1-1.3m	-	03 Mar 19.41 IST	\$517	+11	NA	NA
FOB Black Sea	3mm, SAE1006	-	04 Mar 18.36 IST	\$485	0	+5	-5
FOB China	3-12mm, SS400	-	04 Mar 18.36 IST	\$470	-5	-5	-25
FOB India	2.5 mm, SAE1006	-	04 Mar 18.36 IST	\$495	-10	-10	NA
FOB Japan	2mm, SS400	-	04 Mar 18.36 IST	\$470	+5	-10	NA
FOB South Korea	1.6-2.5mm, SAE 1006	-	25 Feb 18.53 IST	\$485	-10	NA	-20

CRC (Global)

Particular/Delivery	Size/Grade	Delivery	As On	Price	Change	1M	3M
Global prices (in USD/MT)							
FOB China	0.90mm, SPCC	-	05 Mar 18.34 IST	\$545	0	0	-15
FOB India	0.9 mm, IS 513 Gr.O	-	05 Mar 18.34 IST	\$610	+10	0	-20
FOB Russia	0.90mm, SPCC	-	05 Mar 18.34 IST	\$575	0	0	-40

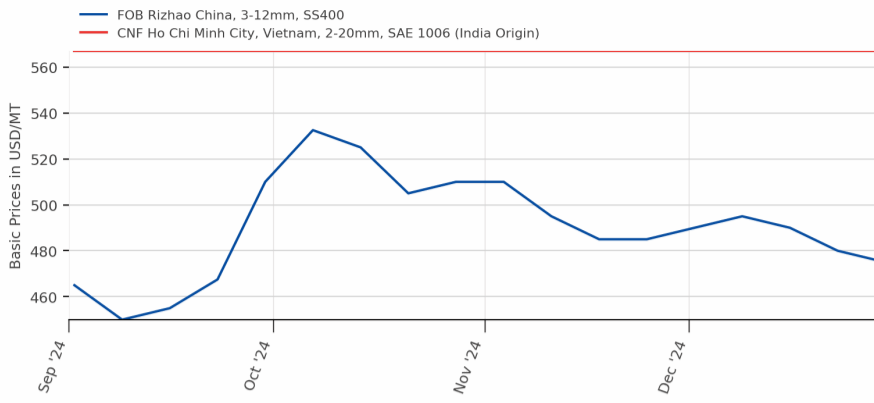
HR Plate (Global)

Particular/Delivery	Size/Grade	Delivery	As On	Price	Change	1M	3M
Global prices (in USD/MT)							
FOB China	5-10mm, SS 400	-	05 Mar 18.42 IST	\$490	0	+5	-25

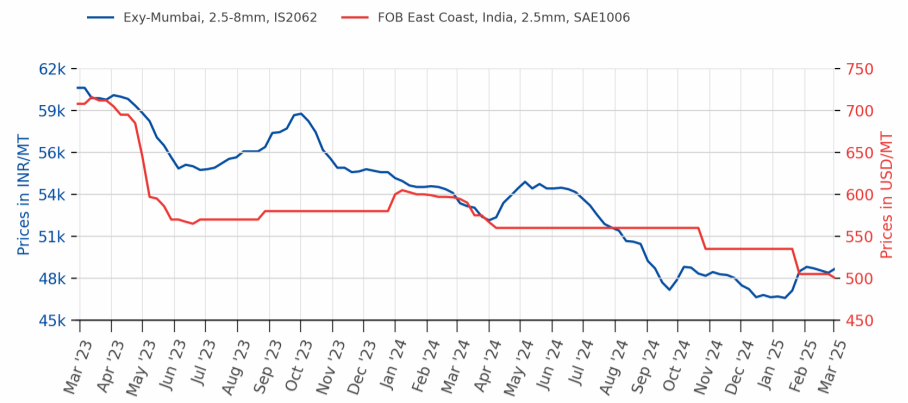
GP (Global)

Particular/Delivery	Size/Grade	Delivery	As On	Price	Change	1M	3M
Global prices (in USD/MT)							
FOB China	DX51D+z80, Width 1,000-1,500 mm, thickness 0.5-2mm	-	06 Mar 18.08 IST	\$575	-5	+5	-25
FOB India	Width 900-1250mm, thickness 0.50mm, DX51D+z80, BS EN 10142:2000	-	06 Mar 18.08 IST	\$755	+20	+20	+10

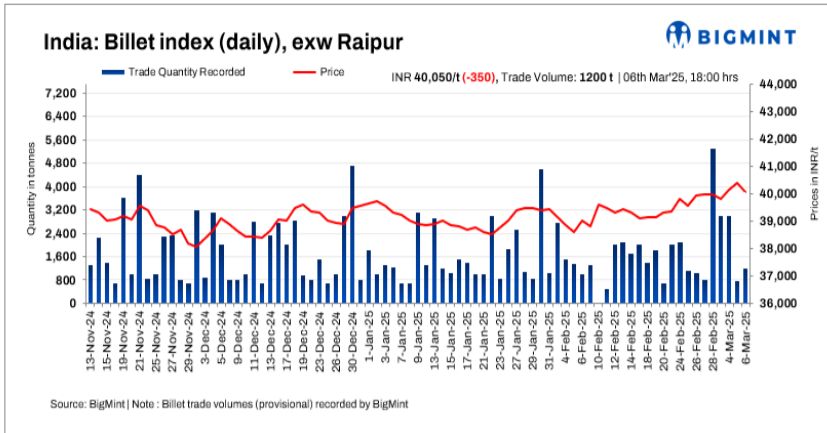
Note:- W-O-W: Week On Week, 1M: Change over last month, 3M: Change over last 3 months



Source:BigMint



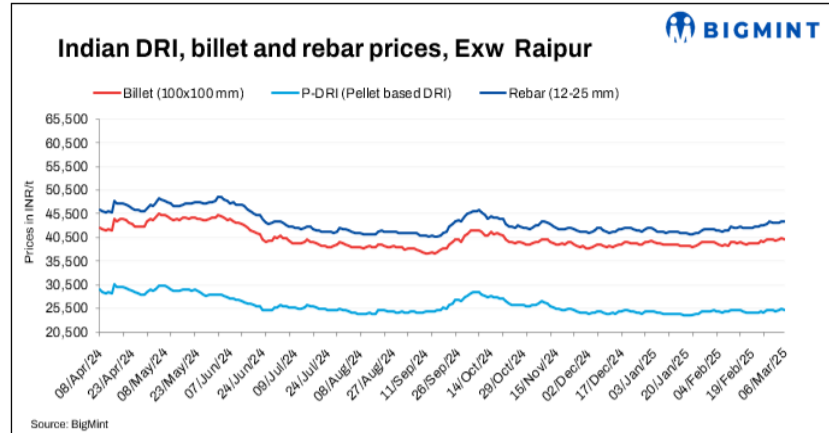
Source:BigMint



India: BigMint's billet index declines INR 350/t d-o-d amid weak demand - 6 Mar

2025-03-06

[READ MORE](#)



Indian DRI, billet, rebar update - 6 Mar

2025-03-06

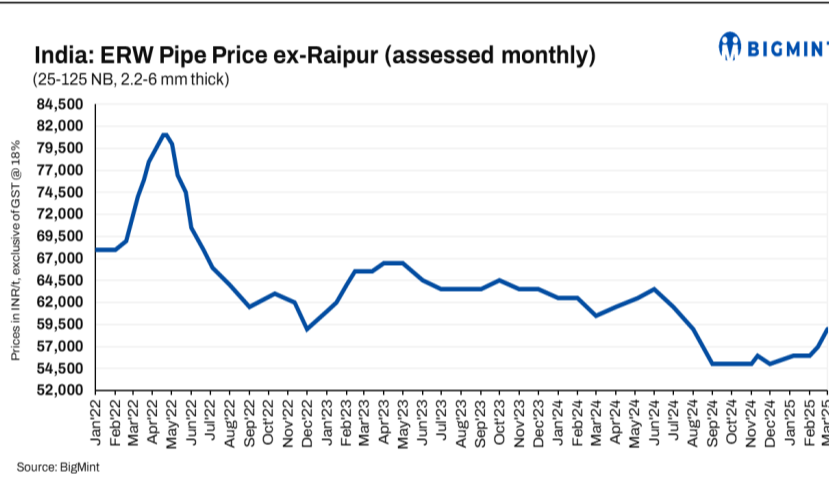
[READ MORE](#)

India: Brandwise rebar offers

India's brand-wise rebar offers from BF and IF route mills - 6 Mar

2025-03-06

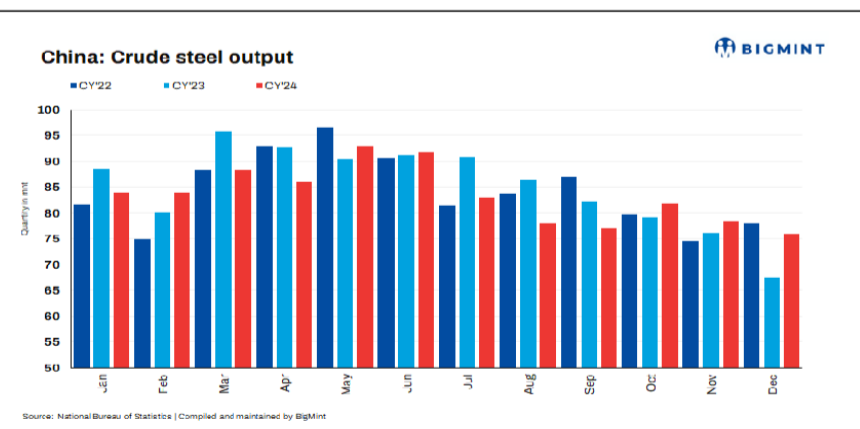
[READ MORE](#)



India: Major ERW pipe producer increases list prices for early-Mar'25 sales

2025-03-06

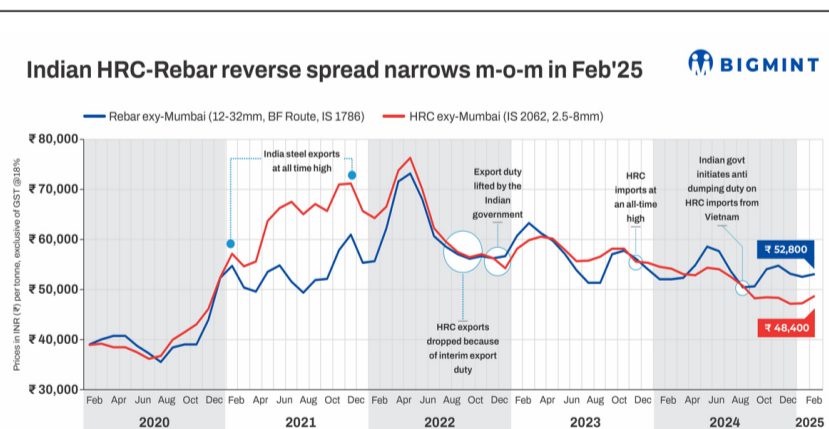
[READ MORE](#)



'Two Sessions': China to continue with steel output control, industry restructuring in 2025

2025-03-06

[READ MORE](#)



India: HRC-rebar reverse spread eases m-o-m in Feb'25. Will prices see further uptick this month?

2025-03-06

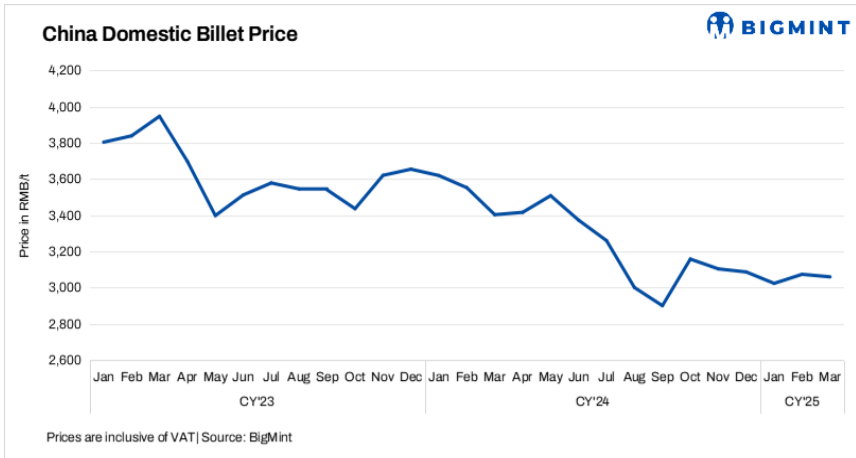
[READ MORE](#)



China: Steel billet prices rise d-o-d despite market uncertainty

2025-03-06

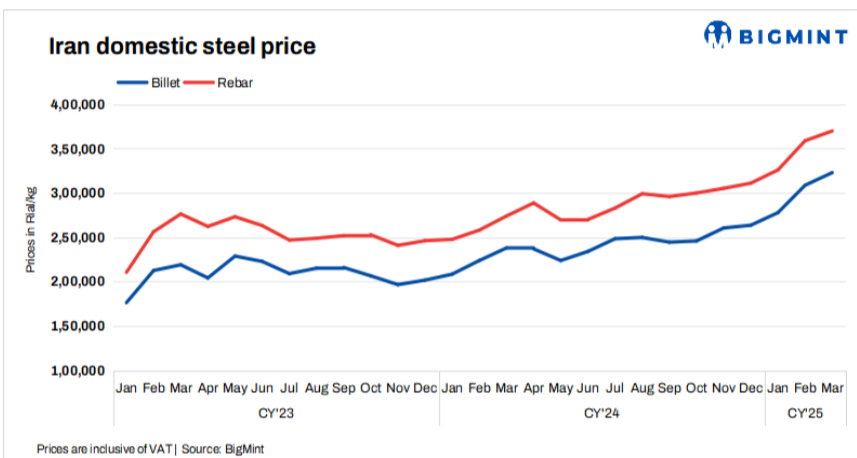
[READ MORE](#)



China: Steel billet prices inch down d-o-d amid market uncertainty

2025-03-05

[READ MORE](#)



Iran: Steel billet, rebar prices fall amid sluggish trading

2025-03-05

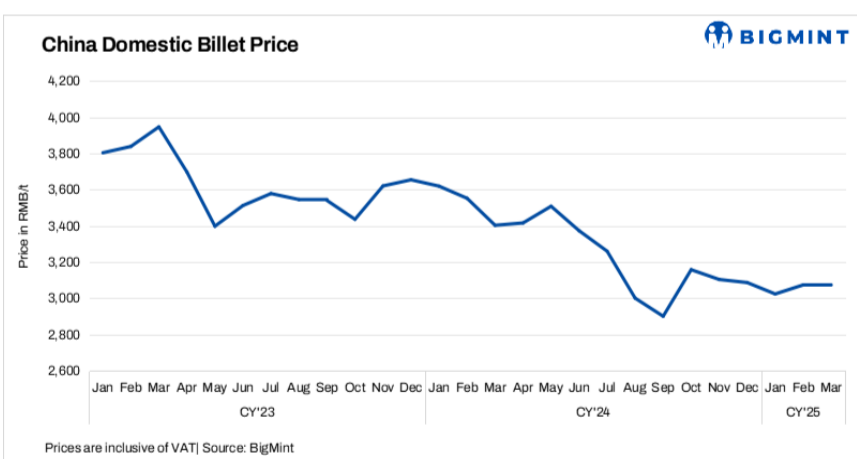
[READ MORE](#)



China: Shagang Steel keeps long steel prices unchanged for early-Mar'25 sales

2025-03-05

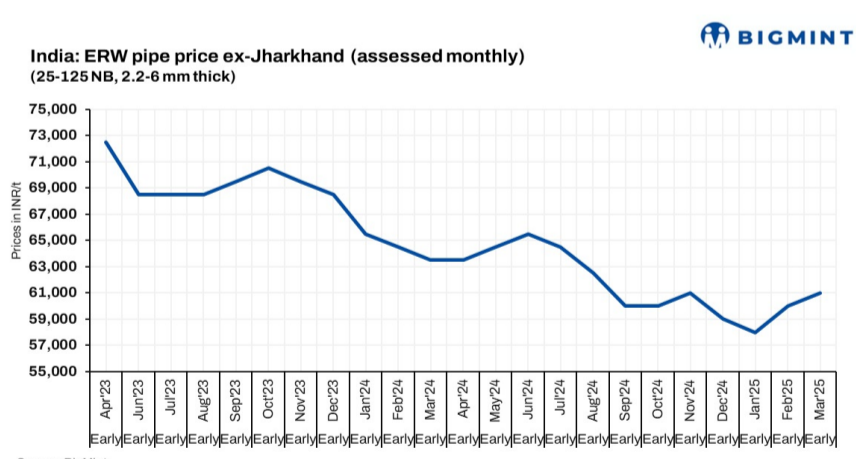
[READ MORE](#)



China: Steel billet prices fall by RMB 40/t (\$5/t) d-o-d

2025-03-04

[READ MORE](#)



Major Indian producer increases ERW pipe prices for early-Mar'25 sales

2025-03-04

[READ MORE](#)

Ferro Alloy

Manganese Ore (India)

Particular/Delivery	Size/Grade	Delivery	As On	Price	Change	1M	3M
Indian prices (in INR/MT)							
Odisha	6-80 mm, Mn 30%	Ex-Mines	10 Feb 15.40 IST	12,000	+ 1,075	NA	NA
	6-80 mm, Lumps, Mn 46%	Ex-Mines	01 Mar 11.37 IST	18,705	+ 1,701	+ 1,701	NA
MOIL	Lumps, Lumps, Mn 44%, Fe 7%	Ex-Mines	01 Mar 11.37 IST	17,892	+ 1,626	+ 1,626	NA
	Lumps, Mn 37%, Fe 7.5%	Ex-Mines	01 Mar 11.37 IST	16,677	+ 1,017	+ 1,017	NA
	6-80 mm, Lumps, Mn 30%	Ex-Mines	01 Mar 11.37 IST	7,690	0	0	NA

Weekly Assessment, Prices Ex-Mines Basis Including Royalty

Chrome Ore (India)

Indian prices (in INR/MT)							
Ex-Jajpur (OMC-eAuction)	Friable 50-52%	Ex-Mines	19 Feb 15.44 IST	21,234	+ 1,134	NA	NA
	Lumps, Friable 48-50%	Ex-Mines	19 Feb 15.44 IST	21,571	- 2,052	NA	NA
	Friable 54%+	Ex-Mines	19 Feb 15.44 IST	30,104	- 4,889	NA	NA
	Friable 52-54%	Ex-Mines	19 Feb 15.44 IST	25,748	+ 3,007	NA	NA

OMC E-Auction Prices Including Royalty

Silico Manganese (India)

Indian prices (in INR/MT)							
Ex-Durgapur	10-150 mm, LC (Mn 55% min.)	Ex-Works	06 Mar 10.10 IST	91,250	0	- 750	+ 7,650
	10-150 mm, MC (Mn 53% min.)	Ex-Works	06 Mar 10.10 IST	82,600	- 400	- 2,400	+ 4,400
	10-50 MM, HC 60-14	Ex-Works	06 Mar 18.42 IST	72,400	- 400	+ 660	+ 7,100
	25-150 mm, HC 60-14	Ex-Works	06 Mar 18.42 IST	71,900	- 400	+ 660	+ 7,100
Ex-Raipur	25-150 mm, HC 60-14	Ex-Works	06 Mar 18.42 IST	73,500	0	+ 1,450	+ 8,080
Ex-Vizag	25-150 mm, HC 60-14	Ex-Works	06 Mar 18.42 IST	73,500	- 100	+ 1,120	+ 7,760

Weekly Assessment; All Prices are basic; GST @ 18% extra

Ferro Manganese (India)

Indian prices (in INR/MT)							
Ex-Durgapur	10-150 mm, MC (Mn 70% min)	Ex-Works	06 Mar 10.17 IST	100,000	0	+ 750	+ 9,250
	25-150 mm, HC 70%	Ex-Works	06 Mar 18.43 IST	75,700	- 100	+ 700	+ 8,900
Ex-Raipur	25-150 mm, HC 70%	Ex-Works	06 Mar 18.43 IST	75,600	0	+ 520	+ 8,780

Weekly Assessment; All Prices are basic; GST @ 18% extra

Ferro Chrome (India)

Indian prices (in INR/MT)							
Ex-Durgapur	10-60 mm, LC 60%	Ex-Works	06 Mar 10.20 IST	205,000	0	- 2,200	- 2,500
Ex-Jajpur	10-150mm, HC 60%, Si- 4%	Ex-Works	07 Mar 10.10 IST	101,600	+ 500	+ 4,200	- 4,150
	10-150mm, HC 60%, Si - 2%	Ex-Works	06 Mar 10.20 IST	105,250	- 750	+ 1,700	- 8,000

Weekly Assessment; All Prices are basic; GST @ 18% extra

Ferro Silicon (India)

Indian prices (in INR/MT)							
Ex-Guwahati	25-150 mm, FeSi 70%	Ex-Works	03 Mar 18.24 IST	100,000	- 500	- 1,300	- 2,900
Ex-Bhutan	25-150 mm, FeSi 70%	Ex-Works	03 Mar 18.24 IST	100,000	- 500	- 900	- 3,700

Weekly Assessment; All Prices are basic; GST @ 18% extra

Noble Ferro Alloys (India)

Indian prices (in INR/MT)							
Ex-Raipur	10-100 mm, FeV50%	Ex-Plant	05 Mar 11.19 IST	1,100,000	0	+ 15,000	+ 1,000
Ex-India	10-100 mm, Mo: 60%	Ex-Plant	07 Mar 10.29 IST	2,633,000	- 4,000	+ 91,875	+ 85,500

Manganese Ore (Global)

Particular/Delivery	Size/Grade	Delivery	As On	Price	Change	1M	3M
Global prices (in USD/MT)							
CNF China	Lumps, Mn 37% (USD/dmtu)	-	01 Mar 10.40 IST	\$4.45 /dmtu	-0.02	+0.23	+0.6
	Lumps, Mn 44% (USD/dmtu)	-	01 Mar 10.40 IST	\$4.78 /dmtu	+0.03	+0.45	+0.78
CNF India	Lumps, Mn 37%, (South African origin) (USD/dmtu)	-	01 Mar 10.40 IST	\$4.6 /dmtu	-0.02	+0.23	+0.6
	Lumps, Mn 44% (USD/dmtu)	-	01 Mar 10.40 IST	\$4.93 /dmtu	+0.03	+0.45	+0.78
	Lumps, Mn 46%, (USD/dmtu)	-	01 Mar 10.40 IST	\$5.28 /dmtu	+0.04	+0.49	+0.88

Weekly Assessment

Chrome Ore (Global)

Global prices (in USD/MT)							
CNF China	Conc 40-42%, S. Africa	-	04 Mar 17.35 IST	\$260	+10	NA	+40
	Conc 46-48%, Turkish	-	04 Mar 17.35 IST	\$335	+10	NA	+20

Weekly Assessment

Silico Manganese (Global)

Global prices (in USD/MT)							
FOB India	25-150 mm, HC 60-14	-	06 Mar 18.45 IST	\$865	-1	+4.8	+84.6
	25-150 mm, HC 65-16	-	06 Mar 18.45 IST	\$956	0	-3.2	+79.8

Weekly Assessment

Ferro Manganese (Global)

Global prices (in USD/MT)							
FOB India	25-150 mm, HC 70%	-	06 Mar 18.46 IST	\$865	-3	-16.4	+63.8
	25-150 mm, HC 75%	-	06 Mar 18.46 IST	\$961	-3	-2.8	+69

Weekly Assessment

Ferro Chrome (Global)

Global prices (in USD/MT)							
CNF China	10-150mm, HC 60% (cents/lb)	-	05 Mar 10.13 IST	¢83 /lb	0	+7	-4
CNF Japan	10-50mm, HC 60% (cents/lb)	-	05 Mar 10.13 IST	¢91 /lb	0	0	-3
CNF South Korea	10-50mm, HC 60% (cents/lb)	-	05 Mar 10.13 IST	¢88 /lb	0	+6	-5

Weekly Assessment

Ferro Silicon (Global)

Global prices (in USD/MT)							
FOB China	10-50 mm, FeSi 75%	-	03 Mar 18.25 IST	\$1,135	-10	-15	-75
FOB India	10-50 mm, FeSi 70%	-	03 Mar 18.25 IST	\$1,195	0	-50	-55

Weekly Assessment

China: Ferro silicon prices

Ex-Inner Mongolia (10-150 mm, FeSi75%)

Source: BigMint

China: Ferro silicon prices remain firm w-o-w on market cautiousness

2025-03-06

[READ MORE](#)

Ferro chrome trades vs index

Trade Volume (LHS) | Monthly Average Prices exw-Jajpur (RHS)

INR 101,100/t (+700/t w-o-w) exw-Jajpur on 5 Mar'25

Source: BigMint | Note: Trade volumes recorded by BigMint

India: Ferro chrome prices inch up w-o-w in recent trades

2025-03-06

[READ MORE](#)

Non Ferrous

Aluminium (India)

Particular/Delivery	Size/Grade	Delivery	As On	Price	Change	1M	3M
Indian prices (in INR/MT)							
Aluminium Ingot ADC12, Exw-Delhi NCR	Non-OEM	Ex-Works	05 Mar 17.23 IST	207,000	+ 2,000	+ 4,000	+ 5,000
Aluminium Extrusion Scrap, Exy-Delhi	6063 & 6061 (Mix)	Ex-Yard	06 Mar 17.10 IST	207,000	0	+ 7,000	+ 7,000
Aluminium Utensil Scrap, Exy-Delhi	Loose	Ex-Yard	06 Mar 17.10 IST	203,000	- 1,000	+ 7,000	+ 7,000
Aluminium Tense Scrap, Exy-Delhi	Solid (Loose)	Ex-Yard	06 Mar 17.10 IST	182,000	0	+ 7,000	+ 8,000
Aluminium Taint Tabor Scrap, Exy-Delhi	Loose	Ex-Yard	06 Mar 17.10 IST	180,000	0	+ 5,000	0
Aluminium Ingot P1020, Exy-Delhi	Ingot EC Grade 99.70%	Ex-Yard	06 Mar 17.10 IST	274,000	+ 1,000	+ 4,000	+ 19,000
Aluminium Ingot ADC12, Exw-Delhi NCR	Automobile OEM Approved	Exw-Delhi NCR	08 Feb 13.57 IST	210,000	+ 2,000	+ 2,000	+ 1,000
Aluminium Utensil Scrap, Exy-Mumbai	Utensil (Loose)	DAP	06 Mar 17.10 IST	200,000	0	+ 2,000	+ 7,000
Aluminium Ingot P1020, Exy-Mumbai	Ingot EC Grade 99.70%	Ex-Yard	06 Mar 17.10 IST	267,000	+ 3,000	+ 5,000	+ 17,000
Aluminium Extrusion Scrap, Exy-Mumbai	6063 (Loose)	Ex-Yard	06 Mar 17.10 IST	212,000	0	+ 2,000	+ 7,000
Aluminium Ingot ADC12, Exw-Chennai	Non-OEM	Ex-Works	05 Mar 17.23 IST	208,000	+ 2,000	+ 4,000	+ 5,000
Aluminium Tense Scrap, Exy-Chennai	Solid (Loose)	Ex-Yard	06 Mar 17.10 IST	183,000	0	+ 7,000	+ 8,000
Aluminium Ingot ADC12, Exw-Chennai	Automobile OEM Approved	Exw-Chennai	08 Feb 14.03 IST	209,000	+ 1,000	+ 1,000	+ 1,000

Aluminium (Global)

Particular/Delivery	Size/Grade	Delivery	As On	Price	Change	1M	3M
Global prices (in USD/MT)							
Aluminium Extrusion Scrap, CFR Nhava Sheva, Middle East	6063 (Briquetted)	-	06 Mar 17.13 IST	\$2,520	0	+ 20	+ 40
Aluminium Taint Tabor Scrap, CFR Nhava Sheva, Middle East	Briquetted, Clean	-	06 Mar 17.13 IST	\$2,270	+ 30	+ 45	+ 120
Aluminium Taint Tabor, CFR Nahva Sheva, UK	Cut and sheared 9-10% attachment	-	06 Mar 17.13 IST	\$1,910	+ 10	+ 40	+ 75
Aluminium Taint Tabor, CFR Nahva Sheva, US	HRB, Attachment 3%	-	06 Mar 17.13 IST	\$2,150	0	+ 80	+ 110
Aluminium Talk Scrap, CFR Nhava Sheva, Middle East	Solid (Clean)	-	06 Mar 17.13 IST	\$5,040	+ 70	+ 330	+ 390
Aluminium Talk, CFR Nahva Sheva, US	Solid (Clean)	-	06 Mar 17.13 IST	\$5,180	+ 80	+ 150	+ 310
Aluminium Tense Scrap, CFR Nhava Sheva, Middle East	Attachments 8-9%, Mix	-	06 Mar 17.13 IST	\$1,845	0	+ 35	+ 45
Aluminium Tense, CFR Nahva Sheva, US	Attachments 6-7%	-	06 Mar 17.13 IST	\$1,910	+ 10	+ 60	+ 60
Aluminium Wheel Scrap, CFR Nahva Sheva, UK	Solid (Loose)	-	06 Mar 17.13 IST	\$2,480	0	+ 40	+ 50
Aluminium Zorba 95-5, CFR Nhava Sheva, UK	20 mm, Solid (Shredded)	-	06 Mar 17.13 IST	\$2,100	0	+ 20	- 10
Silicon Metal, CFR Mundra, China	Grade 553 Si- 98.5%	-	06 Mar 17.13 IST	\$1,515	+ 20	- 10	- 165

Copper (India)

Particular/Delivery	Size/Grade	Delivery	As On	Price	Change	1M	3M
Indian prices (in INR/MT)							
Copper Primary CC Wire Rods, Exw-Delhi	8 mm, Cu 99.99%	Ex-works	06 Mar 17.15 IST	885,000	+ 10,000	+ 50,000	+ 73,000
Copper Secondary CC Wire Rods, Exw-Delhi	8 mm, Cu 99% min	Ex-works	06 Mar 17.15 IST	855,000	+ 10,000	+ 37,000	+ 63,000
Copper Armature Scrap, Exy-Delhi	Cu 99%	Ex-Yard	06 Mar 17.15 IST	795,000	+ 7,000	+ 29,000	+ 49,000
Copper DHP Soft Pipe, Exw-Mumbai	6-20mm OD	Ex-Works	06 Mar 17.46 IST	1,013,000	+ 17,000	NA	NA
Copper DHP Hard Pipe, Exw-Mumbai	15-40 mm OD	Ex-Works	06 Mar 17.46 IST	965,000	+ 15,000	NA	NA
Copper Primary CC Wire Rods (CCR), Exy-Mumbai	8 mm, Cu 99.99%	Ex-Yard	06 Mar 17.15 IST	905,000	+ 10,000	+ 37,000	+ 72,000
Copper Armature Scrap, Exy-Mumbai	Cu - 98%	DAP	06 Mar 17.15 IST	818,000	+ 8,000	+ 34,000	+ 39,000
Brass Honey Scrap, Exy-Mumbai	Cu 63% Zn 33%	DAP	06 Mar 17.15 IST	543,000	+ 5,000	+ 18,000	+ 36,000

Zinc (India)

Particular/Delivery	Size/Grade	Delivery	As On	Price	Change	1M	3M
Indian prices (in INR/MT)							
Zinc Special High Grade Ingot, Exw-Delhi	Ingot, Zn 99.99%	Ex-works	06 Mar 17.17 IST	280,000	+ 2,000	+ 2,000	- 19,000
Zinc Special High Grade Ingot, Exy-Mumbai	Ingot, Zn 99.995%	Ex-Yard	06 Mar 17.17 IST	277,000	+ 1,000	+ 5,000	- 18,000

Lead (India)

Particular/Delivery	Size/Grade	Delivery	As On	Price	Change	1M	3M
Indian prices (in INR/MT)							
Lead Remelted Ingot, Exw-Delhi	Ingot, Pb 99%	Ex-works	06 Mar 17.15 IST	183,000	0	+ 4,000	+ 6,000
Lead Primary Ingot, Exw-Delhi	Ingot, Pb 99.99%	Ex-works	06 Mar 17.15 IST	203,000	0	+ 3,000	+ 10,000
Lead Primary Ingot, Exy-Mumbai	Ingot, Pb 99.99%	Ex-Yard	06 Mar 17.15 IST	182,000	0	+ 1,000	- 3,000

BIGMINT

Non-ferrous updates: 06-03-2025

Commodity	LME 3M (\$/t)	%Change	LME Stocks (t)	%Change	MCX (INR/t)	%Change	SHFE (RMB/t)	%Change
Aluminium	2,658	+1.61%	5,19,875	-0.88%	2,63,000	+0.86%	20,605	-0.34%
Nickel	15,901	-0.51%	1,94,520	-0.43%	13,33,000	0.00	1,27,850	+0.11%
Copper	9,585	+2.59%	2,60,150	-0.33%	8,84,000	+0.48%	77,110	-0.05%
Zinc	2,879	+2.46%	1,61,325	-0.39%	2,73,000	+0.72%	23,645	+1.00%
Lead	2,034	+1.24%	2,08,400	-1.45%	1,81,000	+0.11%	17,325	+0.49%

% Change d-o-d basis | Source: LME, MCX, SHFE

Base metals prices on LME show positive trends

2025-03-06

[READ MORE](#)

BIGMINT

India: Domestic aluminium ingot P1020 vs LME price trend

Source: Hindalco | Last updated: 06-03-2025

India: Hindalco raises aluminium ingot prices by INR 2,000/t (\$23/t)

2025-03-06 16:08:40

[READ MORE](#)

India: BigMint's billet index declines INR 350/t d-o-d amid weak demand - 6 Mar

06 Mar 2025

BigMint's billet index dropped by INR 350/tonne (t) d-o-d today, to INR 40,050/t exw-Raipur on 6 March 2025.

The billet index corrected downward today, driven by subdued demand in the semi-finished and finished steel segments. Buyers found prevailing offers unreasonably high, which led to a cautious atmosphere. Buyers waited for the market to stabilise before making further commitments.

In Raipur, rebar prices remained stable today, while wire rod prices declined by INR 300/t d-o-d. Additionally, sponge iron prices in Raipur also dropped by INR 300/t today.

The conversion spread from sponge iron (PDRI) to billets for standalone furnaces in the Raipur cluster was recorded at INR 14,950/t.

Rationale

This index is derived based on transaction, offer, bid, and indicative price data sets. Transactions are considered T1 and given a weightage of 50%, whereas other data sets are considered as T2 and given a weightage of the balance 50%.

- **Transactions (T1)** - Three trades at INR 40,000 - 40,100/t were recorded during the 2:30 pm to 5:30 pm BigMint trading window and considered for final price calculation as T1 inputs. The average of these transactions was INR 40,033/t, which was given a 50% weightage in the final price calculation.
- **Other price indicators - bids/offers/indicatives (T2)** - Twelve offers

were reported in the trading window and considered as T2 inputs. The average price of these twelve was INR 40,061/t and given a 50% weightage in the final price calculation.

The final price of billets was INR 40,047/t exw-Raipur, rounded off to INR 40,050/t exw.

[Click here for detailed methodology](#)

From BigMint Team - While it would be our earnest endeavour, at BigMint, to bring about transparent and unbiased price index reporting, we would request all our readers and subscribers for their feedback and if they could participate in the reporting of more transactions.

For detailed methodology - [click here](#)

Participant	Industry Type	Trade Type	*Price (INR/t)	Delivery	Time of Deal/Call	Data Set	Outlier
P1	Seller	Offer	40,300	FOR	11:43	T2	Yes
P2	Trader	Offer	40,250	EXW	11:47	T2	Yes
P3	Trader	Offer	40,300	FOR	12:54	T2	Yes
P4	Seller	Offer	40,200	EXW	13:10	T2	Yes
P5	Seller	Indicative	40,100	EXW	13:13	T2	Yes
P6	Trader	Offer	40,200	EXW	15:19	T2	No
P7	Trader	Offer	40,100	EXW	15:39	T2	No
P8	Trader	Offer	40,100	EXW	15:40	T2	No
P9	Seller	Indicative	40,400	EXW	15:40	T2	Yes
P10	Trader	Indicative	40,000	EXW	16:10	T2	No
P11	Trader	Offer	40,100	EXW	16:30	T2	No
P12	Buyer	Indicative	40,000	EXW	16:33	T2	No
P13	Seller	Offer	40,400	FOR	16:45	T2	Yes
P14	Seller	Indicative	40,400	FOR	17:04	T2	Yes
P15	Seller	Offer	40,000	EXW	17:06	T2	No
P16	Trader	Offer	40,000	EXW	17:11	T2	No
P17	Trader	Trade	40,000	FOR	17:21	T1	No
P18	Trader	Trade	40,100	FOR	17:26	T1	No
P19	Trader	Trade	40,000	EXW	17:28	T1	No
P20	Trader	Offer	40,050	EXW	17:30	T2	No

T1 - Trade, T2 - Offer/Bid/Indicative, *Normalised price as per methodology

India Domestic Billet Price Index EXW Raipur

- Credible & Transparent Prices
- Robust Methodology & Rationale
- IOSCO Compliance
- Independent View of the Market
- Enabling Informed Conversations & Negotiations

Global Prices

Global Prices - Region Wise























Commodity	Particular	Grade/Size	Price	Change	W-O-W	1M	3M
China							
<i>Export</i>							
Billet	FOB China	125*125, BF Grade	NA	NA	NA	NA	NA
TMT (Re-Bar)	FOB China	Commerical	NA	NA	NA	NA	NA
Wire Rod	FOB China	5.5mm	NA	NA	NA	NA	NA
HRC	FOB China	2.5mm	\$470	-5	-5	-5	-25
CRC	FOB China	0.90 mm	\$545	0	0	0	-15
<i>Import</i>							
Iron Ore	CNF China	Lumps Fe 64/63%, South Africa	\$99	-2	-7	-4	-6
Iron Ore	CNF China	Fines Fe 62%, Australia	\$100	-2	-7	-4	-5
Pellets	CNF China	6-20mm, BF Grade	\$123	-5	-5	-3	-6
Coking Coal	CNF China	Premium HCC, Australia	NA	NA	NA	NA	NA
Mill Scale	CNF China	70/68%	NA	NA	NA	NA	NA
FeCr	CNF China	HC 60%	¢83/lb	0	0	+7	-4
Mn Ore	CNF China	Mn 46% Lumps, Australia	NA	NA	NA	NA	NA
Mn Ore	CNF China	Mn 38%, South Africa	NA	NA	NA	NA	NA
CIS Nations							
<i>Export</i>							
Billet	FOB Black Sea	125*125, BF Grade	\$436	+4	+4	+4	-14
Slabs	FOB Black Sea	Commercial	NA	NA	NA	NA	NA
Pig Iron	FOB Black Sea	Steel Grade	\$335	0	0	+12	+17
TMT (Re-Bar)	FOB Black Sea	Commercial	NA	NA	NA	NA	NA
HRC	FOB Black Sea	2.5mm	\$485	0	0	+5	-5
CRC	FOB Black Sea	0.90mm	\$575	0	0	0	-40
Japan/Korea							
<i>Export</i>							
HRC	FOB Korea	2.5mm	\$485	-10	0	NA	-20
<i>Import</i>							
FeCr	CNF Japan	HC 60%	¢91/lb	0	0	0	-3

















Note:- W-O-W: Week On Week, 1M: Change over last month, 3M: Change over last 3 months, All prices are weekly assessment, Iron Ore are daily assessment

Commodity	Particular	Grade/Size	Price	Change	W-O-W	1M	3M
India							
<i>Export</i>							
Iron Ore	FOB India	Fines, Fe 58/57%	\$62	0	-4.5	-6	-5
Billet	FOB India	150*150mm	\$440	0	NA	NA	-20
Pig Iron	FOB India	Steel Grade	NA	NA	NA	NA	NA
HRC	FOB India	2.5mm	\$495	-10	-10	-10	NA
CRC	FOB India	0.9mm	\$610	+10	+10	0	-20
SiMn	FOB India	60/14%	\$865	-1	-5	+4.8	+84.6
FeMn	FOB India	HC 75%	\$961	-3	-7.4	-2.8	+69
FeSi	FOB Bhutan	70-75%	\$1,195	0	0	-50	-55
<i>Import</i>							
Iron Ore	CNF India	Lumps Fe 64%, South Africa	NA	NA	NA	NA	NA
Scrap	CNF India	HMS 1&2 ,Middle East	NA	NA	NA	NA	NA
Scrap	CNF India	Shredded, Europe	\$376	0	+1	+2.2	-4.6
Coking Coal	CNF India	Premium HCC, Australia	\$199	-1	-3	0	-18.2
Non-Coking Coal	CNF India	RB2 5500 NAR, South Africa	NA	NA	NA	NA	NA
Met Coke	CNF India	62%, China	NA	NA	NA	NA	NA
Pellets	CNF India	6-20mm, BF Grade	NA	NA	NA	NA	NA
Wire Rod	CNF India	5.5mm, China	NA	NA	NA	NA	NA
HRC	CNF India	2.5mm, China	\$495	-5	-5	-5	-30
HRC	CNF India	2.5mm, Korea	\$530	-10	NA	NA	-10
CRC	CNF India	0.90mm, China	\$565	0	0	0	-15
HR Plate	CNF India	A 36	NA	NA	NA	NA	NA
Mn Ore	CNF India	Mn 38%, South Africa	NA	NA	NA	NA	NA
Europe & US							
<i>Export</i>							
Pig Iron	FOB Brazil	Steel Grade	\$430	+2	+2	+23	-2
<i>Import</i>							
Scrap	CFR Turkey	HMS (80:20), US	\$367	0	+5.4	+15.4	+25.2
HRC	CIF Europe	2.5mm	NA	NA	NA	NA	NA
Middle East & Africa							
<i>Export</i>							
Iron Ore	FoB South Africa	Lumps, Fe 64/63%	NA	NA	NA	NA	NA
Non Coking Coal	FoB South Africa	RB2 5500 NAR	NA	NA	NA	NA	NA
<i>Import</i>							
Billet	CNF Dubai	125*125, China	NA	NA	NA	NA	NA
HRC	CNF Dubai	2.5mm, China	\$500	+5	+5	-5	-20

Note:- W-O-W: Week On Week, 1M: Change over last month, 3M: Change over last 3 months, All prices are weekly assessment, Iron Ore are daily assessment

LIVE TENDERS

COMPANY	TYPE	GRADE	QUANTITY	EXPIRY DATE	LOCATION	VIEW
Dolomite						
NMDC	Buy	Sms Grade Low Silica Dolomite	243,833 MT	20 Mar, 2025	 Jagdalpur, Chattisgarh, India	VIEW
Ferro Chrome						
SAIL	Buy	High Carbon Ferro Chrome	4,200 MT	07 Mar, 2025	 Salem, Tamil Nadu, India	VIEW
Ferro Manganese						
MOIL Limited	Sell	Ferro Manganese & Manganese Ore	5,220 MT	07 Mar, 2025	 Nagpur, Maharashtra, India	VIEW
Ferro Molybdenum						
Yantra India Limited	Buy	Ferro Molybdenum	35 MT	07 Mar, 2025	 Kolkata, West Bengal, India	VIEW
SAIL	Buy	Ferro Molybdenum	50 MT	18 Mar, 2025	 Rourkela, Odisha, India	VIEW
Fines/Lumps						
Sandur Manganese & Iron Ore	Sell	Iron Ore Fines & Lumps	162,000 MT	07 Mar, 2025	 Bellary, Karnataka, India	VIEW
NMDC	Sell	Iron Ore Fines & Lumps	141,900 MT	07 Mar, 2025	 Dantewada, Chattisgarh, India	VIEW
NMDC	Sell	B ROM Fe:65.5%	34,400 MT	07 Mar, 2025	 Dantewada, Chattisgarh, India	VIEW
NMDC	Sell	Iron Ore Lumps	12,000 MT	07 Mar, 2025	 Dantewada, Chattisgarh, India	VIEW
SAIL	Sell	Iron Ore Fines Fe:61.20%	8,000 MT	10 Mar, 2025	 Keonjhar, Odisha, India	VIEW
SAIL	Sell	Iron Ore Fines	16,010 MT	07 Mar, 2025	 Sundargarh, Odisha, India	VIEW
MSTC	Sell	Iron Ore Fines & Lumps	36,000 MT	07 Mar, 2025	 Bellary, Karnataka, India	VIEW
NMDC	Sell	Iron Ore Fines & Lumps	60,000 MT	10 Mar, 2025	 Bellary, Karnataka, India	VIEW
HR Plate						
SAIL	Sell	HR Plate	313 MT	11 Mar, 2025	 Bhilai, Chattisgarh, India	VIEW
HRC						
SAIL	Sell	HR Coil	757 MT	10 Mar, 2025	 Ahmedabad, Gujarat, India	VIEW
Limestone						
Department of Mines & Geology	Services	Mineral Blocks	15 Nos	01 Apr, 2025	 Delhi, Delhi, India	VIEW
Melting Scrap						
Munitions India Limited	Sell	Melting Scrap	350 MT	11 Mar, 2025	 Chandrapur, Maharashtra, India	VIEW
SAIL	Sell	TMT Scrap	237 MT	07 Mar, 2025	 Ahmedabad, Gujarat, India	VIEW
MungiEngineering	Sell	CR HR mix scrap and CR coated	700 MT	10 Mar, 2025	 Pune, Maharashtra, India	VIEW
Mahindra & Mahindra	Sell	Melting Scrap	1,245 MT	12 Mar, 2025	 Nagpur, Maharashtra, India	VIEW
Mahindra & Mahindra	Sell	Melting Scrap	869 MT	11 Mar, 2025	 Mumbai, Maharashtra, India	VIEW
Mahindra & Mahindra	Sell	Melting Scrap	251 MT	10 Mar, 2025	 Rudrapur, Uttarakhand, India	VIEW

COMPANY	TYPE	GRADE	QUANTITY	EXPIRY DATE	LOCATION	VIEW
HMCL	Sell	Melting Scrap	285 MT	03 Apr, 2025	 Halol, Gujarat, India	VIEW
SouthEastUPPowerTransmissionCompanyLimited	Sell	Melting Scrap	2,458 MT	18 Mar, 2025	 Lucknow, Uttar Pradesh, India	VIEW
HMCL	Sell	Melting Scrap	350 MT	07 Mar, 2025	 Gurugram, Haryana, India	VIEW
SAIL	Sell	Mix Melting Scrap	12,888 MT	07 Mar, 2025	 Bhilai, Chattisgarh, India	VIEW
INOX India Pvt Ltd	Sell	CR HR mix Scrap	410 MT	10 Mar, 2025	 Kalol, Gujarat, India	VIEW
NMDC	Sell	Defective HR Coils	8,657 MT	07 Mar, 2025	 Jagdalpur, Chattisgarh, India	VIEW
Non Coking						
RINL	Buy	Imported PCI Coal	375,000 MT	21 Mar, 2025	 Visakhapatnam, Andhra Pradesh, India	VIEW
WCL	Sell	Non Coking Coal	361,500 MT	07 Mar, 2025	 Nagpur, Maharashtra, India	VIEW
Pellets						
RINL	Buy	Iron Ore Pellets	150,000 MT	24 Mar, 2025	 Visakhapatnam, Andhra Pradesh, India	VIEW
Pig Iron						
NMDC	Sell	Pig Iron	10,000 MT	07 Mar, 2025	 Jagdalpur, Chattisgarh, India	VIEW
Rail						
BCCL	Sell	M S Rail Track line	386 MT	07 Mar, 2025	 Dhanbad, Jharkhand, India	VIEW
SAIL	Sell	Rail	6,500 MT	10 Mar, 2025	 Bhilai, Chattisgarh, India	VIEW
Silico Manganese						
RINL	Sell	Silico Manganese	27,000 MT	07 Mar, 2025	 Vishakhapatnam, Andhra Pradesh, India	VIEW
Stainless Steel						
HMCL	Sell	SS409L	75 MT	10 Mar, 2025	 Rewari, Haryana, India	VIEW
SynergySteelsLimited	Sell	Stainless Steel Scrap	97 MT	19 Mar, 2025	 Alwar, Rajasthan, India	VIEW
Used Plants And Machines						
PawanHansLtd	Sell	Used Helicopters	4 Nos	13 Mar, 2025	 Noida, Uttar Pradesh, India	VIEW

[View All](#)



Formerly SteelMint / CoalMint

Contact:

info@bigmint.co

+91 97700 56666

Disclaimer: BigMint has taken due care and caution in compilation of content. Information is just for reference not intended for trading purpose or to address your particular requirement. The content includes facts, views and opinions are of individuals and not that of the BigMint management. We and our content licensors do not guarantee or warrant the accuracy, completeness or timeliness of, or otherwise endorse these views, and opinions. BigMint and its affiliates, or their employees, directors or agents shall not be liable or responsible for any loss or costs or any action whatsoever arising out of use or relying on the spot prices disseminated.