



BIGMINT

Formerly SteelMint / CoalMint

Issue 1367,

Daily Steel Report

HIGHLIGHTS

08 Jan 2025, Wed

[Intel & Insights](#)

[Snap Shot - Global Prices \(USD/MT\)](#)

[Snap Shot - Indian Domestic Prices \(INR/MT\)](#)

[Iron Ore](#)

[Coal](#)

[Scrap & Metallics](#)

[Steel](#)

[Ferro Alloy](#)

[Non Ferrous](#)

[India Domestic Billet Index](#)

[Global Prices - Region Wise](#)

[Live Tenders](#)

INDIA

Iron Ore

India: PELLEX falls by INR 100/t (\$1/t) amid muted market sentiments [READ MORE >](#)

Coal

India: Thermal coal port stocks rise by 6% w-o-w [READ MORE >](#)

India: Domestic thermal coal prices remain stable w-o-w despite cautious market sentiment [READ MORE >](#)

Scrap & Metallics

South Asia: Weak demand, currency devaluation impact India's imported scrap market [READ MORE >](#)

India: Sponge iron prices show mixed trends; market remains weak - 7 Jan [READ MORE >](#)

India: BigMint's scrap index edges up by INR 100/t d-o-d amid stable market sentiments [READ MORE >](#)

Steel

India: BigMint's billet index falls marginally amid lacklustre demand - 7 Jan [READ MORE >](#)

Indian DRI, billet and re-bar update - 07 Jan [READ MORE >](#)

India's bulk HRC imports rise 30% y-o-y in CY'24 [READ MORE >](#)

India's brand-wise rebar offers from BF and IF route mills - 7 Jan [READ MORE >](#)

India: Tier-1 mills hike rebar prices by up to INR 1,000/t (\$12/t) for early-Jan'25 [READ MORE >](#)

BigMint's daily trade sheet - 6 Jan'25 [READ MORE >](#)

India's HRC-rebar spread eases marginally but remains in reverse gear. Short term uncertain [READ MORE >](#)

Ferro Alloy

India: Ferro silicon prices hold steady w-o-w; Bhutanese producers keep offers unchanged m-o-m [READ MORE >](#)

India: Silico manganese export prices edge up on rising overseas inquiries, limited supplies [READ MORE >](#)

Non Ferrous

India: Imported aluminium scrap tags fall w-o-w amid decline in LME prices [READ MORE >](#)

Chile: Codelco's copper output sees slight increase in 2024 [READ MORE >](#)

Base metals prices on LME show positive trends, stocks see outflows [READ MORE >](#)

India: HZL trims zinc, lead prices by up to INR 8,900/t (\$103/t) [READ MORE >](#)

Stainless Steel

India: Shyam Metalics reports 59% y-o-y surge in stainless steel sales in Dec'24 [READ MORE >](#)

Ship Breaking

South Asian ship recycling markets continue to grapple with economic headwinds in New Year [READ MORE >](#)

India: Melting scrap prices remain unchanged d-o-d in Alang [READ MORE >](#)

CHINA

China: Iron ore spot prices fall by \$2/t d-o-d amid thin trading activity [READ MORE >](#)

China: Shagang Steel reduces scrap procurement prices by \$4/t [READ MORE >](#)

India: HRC export market remains silent post-New Year holidays [READ MORE >](#)

Near-term outlook on China's steel products [READ MORE >](#)

China: Steel billet prices fall by RMB 20/t (\$3/t) d-o-d [READ MORE >](#)

SOUTH ASIA

Pakistan: Imported scrap prices fall \$3/t w-o-w amid limited buying interest

[READ MORE >](#)

CIS NATIONS

Turkiye: Imported scrap prices remain stable w-o-w as CY'25 sees slow start

[READ MORE >](#)

AMERICAS

Argentina lifts export ban on scrap metal, sparking industry concern

[READ MORE >](#)

South Asia: Weak demand, currency devaluation impact India's imported scrap market

Jan 07, 2025 19:26

South Asian tags hold firm d-o-d across markets Turkish prices stable d-o-d, hike expected soon The South Asian imported ferrous scrap market witnessed varied activity across key regions, with Indian market pressured by weak buying

interest and rupee depreciation. Pakistan experienced sluggish demand amid cautious buyer sentiment, while Bangladesh showed slight improvement, supported by better banking conditions and rising steel demand. Meanwhile, Turkish s

Continued

SNAP SHOT - GLOBAL PRICES (USD/MT)

Commodity	Particular	Size,Grade	As on	Price	Change	1M	3M
Iron Ore Fines ¹	China Imports	Fines, Fe 62%	07 Jan 11.47 IST	\$97	-2	-9	-11
Iron Ore ¹	Indian Imports	Lumps, Fe 64%	01 Jan 17.13 IST	\$108	-0.5	-6.5	-2
Pellets (Brazil) ²	China Imports	6-20 mm, Fe 65%	01 Jan 17.11 IST	\$124	-1	-5	-2
Pellets (India) ²	China Imports	6-20 mm, Fe 63%	03 Jan 18.18 IST	\$107	-1	-7.25	-5.5
Coking ²	Australia Exports	Premium HCC	07 Jan 11.12 IST	\$200	+1	-4.2	-8.2
Non Coking ²	India Imports	RB2 , S.Africa	07 Jan 13.57 IST	\$97.5	0	-4.3	-8.5
Graphite Electrode ²	China Exports	600mm, UHP	30 Dec 12.35 IST	15,950 RMB/t	0	+450	+850
Scrap ²	India Imports	Shredded	07 Jan 18.16 IST	\$385	0	+4.4	-14
Scrap ²	Turkey Imports	HMS 80:20	07 Jan 18.16 IST	\$346	0	+4.2	-30.2
Scrap ²	Pakistan Imports	Shredded	07 Jan 18.16 IST	\$390	0	+5.4	-15.4
Scrap ²	Bangladesh Imports	Shredded	07 Jan 18.16 IST	\$393	0	+6.8	-10.4
Scrap (Ship Breaking) ²	India Imports	Containers	07 Jan 13.14 IST	\$480	-10	-10	-30
Billet ²	India Exports	150*150, 3SP/4SP	03 Jan 18.18 IST	\$450	-10	-10	NA
Billet ²	Russia Exports	130*130, 3SP	03 Jan 18.18 IST	\$445	0	-5	-31
Billet ²	Iran Exports	130*130, 3SP	03 Jan 18.18 IST	\$444	0	-14	-15.5
Billet ²	Philippines Import	150*150, 3SP	03 Jan 18.16 IST	\$460	0	-10	-40
Sponge Iron ²	India Exports	-	-	-	-	-	-
Pig Iron ²	Russia Exports	Steel Grade	04 Jan 13.48 IST	\$318	-2	0	-42
HRC ²	China Exports	3-12mm, SS400	07 Jan 18.31 IST	\$465	-10	-30	-60
Wire Rod ²	Nepal Import	5.5-6.0mm, Commercial Grade	04 Jan 13.13 IST	\$525	0	+10	-30
HRC ²	India Exports	2.5 mm, SAE1006	05 Nov 18.31 IST	\$535	0	NA	NA
HRC ²	South Korea Exports	1.6-2.5mm, SAE 1006	10 Dec 18.47 IST	\$505	0	+5	+5
HRC (China) ²	Vietnam Imports	2-3mm, SAE 1006	07 Jan 18.30 IST	\$495	-10	-20	-60
HRC (China) ²	Dubai Imports	2-3mm, SAE 1006	07 Jan 18.30 IST	\$495	-10	-20	-60
CRC ²	India Exports	0.9 mm, IS 513 Gr.O	01 Jan 18.28 IST	\$625	0	-5	-15
CRC ²	China Exports	0.90mm, SPCC	01 Jan 18.28 IST	\$555	-5	0	-45
HR Plate ²	China Exports	5-10mm, SS 400	01 Jan 18.29 IST	\$510	0	-5	-25
GP ²	China Exports	DX51D+z80, Width 1,000-1,500 mm, thickness 0.5-2mm	02 Jan 18.00 IST	\$585	-5	-10	-45
Silico Manganese ²	India Exports	25-150 mm, HC 65-16	07 Jan 18.37 IST	\$935	0	+58.8	+1.6
Ferro Chrome ²	China Import	10-150mm, HC 60%	01 Jan 10.23 IST	¢81 /lb	-5	-6	-12
Manganese Ore ²	India Imports	Lumps, Mn 37%,	04 Jan 10.51 IST	\$4.11 /dmtu	0	+0.11	+0.26
Ferro Manganese ²	India Exports	25-150 mm, HC 75%	07 Jan 18.40 IST	\$941	+4	+49	-3.2
Ferro Silicon ²	Bhutan Exports	10-50 mm, FeSi 70%	06 Jan 18.45 IST	\$1,268	+8	+18	-22

1-Daily Assessment, 2-Weekly Assessment, 3-Monthly Assessment, W-O-W:Week On Week, 1M: Change over last month, 3M: Change over last 3 months

India: HRC export market remains silent post-New Year holidays

Jan 07, 2025 19:42

India's offers to Europe, ME hold firm w-o-w Chinese offers to ME, Vietnam decline w-o-w India's hot-rolled coil (HRC) export offers to Europe and the Middle East remained stable w-o-w, while Chinese offers declined across key markets, including the Middle East and Vietnam, due to weakening demand and pricing pressures. Market updates 1. China's HRC export offers to ME drop w-o-w: Chinese HRC export offers to the Middle East dropped by \$10-15/t w-o-w to \$500-505/t from

Continued

SNAP SHOT - INDIAN DOMESTIC PRICES (INR/MT)

Commodity	Particular	Size, Grade	As on	Price	Change	1M	3M
Fines/lumps ²	Iron Ore Index	5-18 mm, Fe 63%, DR Grade	04 Jan 13.42 IST	7,150	-50	-50	+250
Fines/lumps ²	Iron Ore Index	0-10 mm, Fe 63%	04 Jan 13.42 IST	5,600	-50	0	+300
Iron Ore ³	NMDC	6-40 mm, Fe 65.5%	23 Oct 11.14 IST	6,350	NA	NA	NA
Iron Ore ³	NMDC	0-10 mm, Fe 64%	23 Oct 11.14 IST	5,410	NA	NA	NA
Pellets ²	Raipur	6-20 mm, Fe 63%,	07 Jan 18.59 IST	9,400	-50	+400	-700
Pellets ²	Bellary	6-20 mm, Fe 63%	07 Jan 18.59 IST	10,750	0	+450	+200
Met Coke ²	Ex-India (East)	25-90 mm, Blast Furnace-grade	01 Jan 16.47 IST	32,000	0	-700	-1,500
Graphite Electrode ³	Ex-India	600mm, UHP	31 Dec 18.16 IST	259,000	-1,000	-1,000	-76,000
Mill Scale ²	FoR-Kandla	Fines, Fe 70/68%	04 Jan 13.40 IST	7,000	0	+50	+50
Hms ¹	Ex-Mumbai	HMS	07 Jan 17.35 IST	32,200	-100	-300	-1,700
Hms ¹	Ex-Alang	HMS	07 Jan 17.35 IST	34,000	0	-200	-500
Pig Iron ¹	Ex-Durgapur	Steel Grade	07 Jan 17.24 IST	33,550	-250	+300	-6,750
Pig Iron ¹	Ex-Ludhiana, Foundary	Foundry Grade	07 Jan 13.25 IST	39,200	-400	-1,000	-4,100
Sponge Pellet ¹	Ex-Raipur	Lumps, FeM 80%, +/-1	07 Jan 17.36 IST	24,450	-50	+50	-3,400
Billet ¹	Ex-Mumbai	100x100mm, IS 2831	07 Jan 17.43 IST	42,300	0	+800	-1,500
Billet ¹	Ex-Raipur	100x100mm, IS 2831	07 Jan 17.43 IST	39,250	-50	+800	-2,000
TMT (Re-Bar) Secondary mills ¹	Ex-Mumbai	12-25mm, IF Route, Fe 500, IS 1786	07 Jan 13.42 IST	47,100	-200	+800	-1,700
TMT (Re-Bar) Secondary mills ¹	Ex-Delhi/NCR	12-25mm, IF Route, Fe 500, IS 1786	07 Jan 13.42 IST	45,000	0	-300	-4,000
TMT (Re-Bar) ²	Ex-Mumbai	12-32mm, BF Route, IS 1786 Fe 500D	03 Jan 17.37 IST	52,600	+300	-1,200	-1,000
Structure ¹	Ex-Mumbai	40x40 Angle, IF Route, IS 2062/2011 E-250 Gr A	07 Jan 10.23 IST	49,000	-400	+800	-2,400
Wire Rod ¹	Ex-Raipur	5.5 mm, SWRY 14 LC Gr 3, Induction route	07 Jan 17.31 IST	43,000	0	+800	-2,300
HRC ²	Ex-Delhi	2.5-8mm / CTL, IS2062, Gr E250 Br.	07 Jan 17.59 IST	47,500	0	+200	-1,000
HRC ²	Ex-Mumbai	2.5-8mm / CTL, IS2062, Gr E250 Br.	07 Jan 17.59 IST	46,600	0	-500	-1,950
CRC ²	Ex-Delhi	0.90mm / CTL, IS 513, CR1	07 Jan 18.02 IST	53,700	0	-800	-2,800
CRC ²	Ex-Mumbai	0.90mm / CTL, IS 513, CR1	07 Jan 18.02 IST	53,400	0	-300	-2,450
HR Plate ²	Ex-Mumbai	5-10mm, Gr E250 Br.	31 Dec 17.27 IST	48,100	0	-100	-1,100
GP ²	Ex-Mumbai	0.8mm / CTL, 120 GSM, IS277	02 Jan 18.20 IST	57,600	-100	-200	0
Silico Manganese ²	Ex-Raipur	25-150 mm, HC 60-14	07 Jan 18.39 IST	69,650	+250	+4,230	+310
Ferro Manganese ²	Ex-Raipur	25-150 mm, HC 70%	07 Jan 18.36 IST	73,600	+600	+6,780	+2,280
Ferro Chrome ²	Ex-Jajpur	10-150mm, HC 60%, Si- 4%	03 Jan 10.21 IST	102,100	0	-3,950	-8,600
Manganese Ore ²	Ex Balaghat, MOIL	Lumps, Mn 37%, Fe 7.5%	01 Jan 14.56 IST	14,473	+689	NA	NA
Chrome Ore ²	Ex-Odisha OMC, E-auction	Lumps, Friable 48-50%	18 Dec 18.48 IST	20,551	-9,006	-9,006	NA

*Basic Price GST @ 18% extra

1-Daily Assessment, 2-Weekly Assessment, 3-Monthly Assessment, W-O-W: Week On Week, 1M: Change over last month, 3M: Change over last 3 months

Iron Ore

Iron Ore (India)

Particular/Delivery	Size/Grade	Delivery	As On	Price	Change	1M	3M
Indian prices (in INR/MT)							
Odisha Iron Ore Index	5-18 mm, Fe 63%, DR Grade	Ex-mines	04 Jan 13.42 IST	7,150	- 50	- 50	+ 250
	10-30mm, Fe 63%, BF Grade	Ex-mines	04 Jan 13.42 IST	6,400	- 150	0	+ 100
	0-10 mm, Fe 63%	Ex-mines	04 Jan 13.42 IST	5,600	- 50	0	+ 300
	0-10mm, Fe 60%	Ex-mines	04 Jan 13.42 IST	4,550	- 200	- 200	+ 50
	0-5mm, Fe 57%	Ex-mines	02 Jan 17.36 IST	3,500	0	+ 50	+ 100
	5-18 mm, Lumps, Fe 60%	Ex-mines	04 Jan 13.42 IST	6,300	- 100	- 100	+ 200
	10-30 mm, lumps, Fe 60%	Ex-mines	04 Jan 13.42 IST	5,800	0	+ 150	+ 500
	0-10mm, Fe 62%	Ex-mines	04 Jan 13.42 IST	5,200	- 50	- 50	+ 200
OMC Gandhamardan	0 -5 mm, Fe 62-60%	Ex-Mines	18 Dec 21.32 IST	4,600	- 200	- 200	+ 850
	10-40 mm, Fe 62%	Ex-Mines	18 Dec 21.32 IST	6,250	+ 250	+ 250	+ 1,600
OMC Daitari	0 -5 mm, Fe 62-64%	Ex-Mines	18 Dec 21.32 IST	5,400	0	0	+ 650
	10-40 mm, Fe 62%	Ex-Mines	18 Dec 21.32 IST	6,700	- 200	- 200	+ 1,340
OMC Kurmitar (Koira)	0 -5 mm, Fe 62-60%	Ex-Mines	18 Dec 21.32 IST	4,850	- 50	- 50	+ 1,050
	10-40 mm, Fe 62%	Ex-Mines	18 Dec 21.32 IST	6,700	- 50	- 50	+ 1,700
OMC Guali	5-18 mm, Fe 62%	Ex-mines	18 Dec 21.32 IST	6,505	0	0	+ 1,250
	Fines -5 mm, Fe 60-62%	Ex-mines	18 Dec 21.32 IST	4,700	- 200	- 200	+ 450
OMC Jilling	5-18 mm, Fe 62%	Ex-mines	18 Dec 21.32 IST	7,750	+ 400	+ 400	+ 1,900
	Fines -5 mm, Fe 60-62%	Ex-mines	18 Dec 21.32 IST	4,850	- 200	- 200	+ 500
NMDC, Chhattisgarh	10-150 mm, Fe 65.5%	F.O.R Siding	23 Oct 11.14 IST	6,220	NA	NA	NA
	6-40 mm, Fe 65.5%	F.O.R Siding	23 Oct 11.14 IST	6,350	NA	NA	NA
	0 -10 mm, Fe 64%	F.O.R Siding	23 Oct 11.14 IST	5,410	NA	NA	NA
	10-40 mm, Fe 67%, DR CLO	F.O.R Siding	23 Oct 11.14 IST	7,420	NA	NA	NA
Chandrapur, Maharashtra	5-18 mm, Fe 63%	FOR Chandrapur	03 Jan 18.45 IST	9,250	0	0	0
	0-10mm, Fe 63%	FoR Ballarshah	03 Jan 18.45 IST	5,600	0	0	+ 150
Ex-Bellary	0-10 mm, Fe 62%	Ex-Mines	02 Jan 17.59 IST	5,000	0	- 200	+ 100
	0-10 mm, Fe 57%	Ex-Mines	02 Jan 17.59 IST	3,050	0	- 50	+ 200
Karnataka e-auction	Lumps 10-40mm, Fe 63%	Ex-Mines	30 Nov 19.01 IST	5,000	+ 600	+ 600	+ 600
	Fines 0 -5 mm, Fe 60%	Ex-Mines	30 Nov 19.01 IST	3,900	+ 500	+ 500	+ 500

Pellets (India)

Indian prices (in INR/MT)							
Ex-Barbil	6-20 mm, Fe 63%, (+/- 0.5%)	FOR Siding	07 Jan 18.59 IST	7,900	0	+ 25	- 200
Ex-Durgapur	6-20 mm, Fe 63%, (+/- 0.5%)	Ex-Works	07 Jan 18.59 IST	9,250	0	+ 50	- 400
Ex-Jamshedpur	6-20 mm, Fe 63%	Ex-Works	07 Jan 18.59 IST	8,550	0	- 125	- 350
Ex-Jharsugda	6-20 mm, Fe 63%, (+/- 0.5%)	Ex-Works	07 Jan 18.59 IST	9,000	+ 250	+ 475	+ 150
Ex-Raipur	6-20 mm, Fe 63%, (+/- 0.5%)	Ex-Works	07 Jan 18.59 IST	9,400	- 50	+ 400	- 700
Ex-Kandla	6-20 mm, Fe 64/63%	DAP	07 Jan 18.59 IST	11,200	0	0	+ 150
Ex-Bellary	6-20 mm, Fe 63%	Ex-Works	07 Jan 18.59 IST	10,750	0	+ 450	+ 200

Weekly Assessment, GST @ 5% extra., Barbil and Kandla - Prices Loaded to Wagons

Concentrates (India)

Indian prices (in INR/MT)							
Ex-Jabalpur	-45 micron, Fe 63%	Ex-works	04 Jan 13.51 IST	4,800	0	- 200	+ 300

Iron Ore (Global)

Global prices (in USD/MT)							
CNF China	Fines, Fe 61.5% (Australia Origin)	-	07 Jan 11.47 IST	\$95	- 2	- 9	- 11
CNF China	Fines, Fe 62% (Australia Origin)	-	07 Jan 11.47 IST	\$97	- 2	- 9	- 11
CNF China	Fines, Fe 62.5% (Brazil Origin)	-	07 Jan 12.48 IST	\$99	- 1	- 9	- 11
CNF China	Fines, Fines 63/62% (India origin)	-	07 Jan 12.48 IST	\$91	- 1	- 8	- 11

CNF China	Lumps, Fe 64/63% (South Africa Origin)	-	07 Jan 12.48 IST	\$96	-2	-9	-12
CNF China	Lumps, USD/dmtu	-	07 Jan 11.47 IST	\$0.146	-0.003	+0.011	+0.01
CNF China	Fines, Fe 55% (India Origin)	-	06 Jan 16.42 IST	\$65	-2	-7	-4.5
CNF China	Fines, Fe 56% (India Origin)	-	06 Jan 16.42 IST	\$68	-2	-7	-4.5
CNF China	Fines, Fe 57% (India origin)	-	06 Jan 16.42 IST	\$71	-2	-7	-4.5
CNF India	Lumps, Fe 64% (South Africa origin)	-	01 Jan 17.13 IST	\$108	-0.5	-6.5	-6
FOB India	Fines, Fe 57% (India origin)	-	06 Jan 16.45 IST	\$60	-1	-7	-5

Prices on DMT basis (Daily Assessment) , India- Single Port Loading , FOB prices including demurrage , June to November: Moisture@ 10% , December to May: Moisture@ 8% , Or, actual moisture as per cargo certificate submitted by shipper to be adjusted

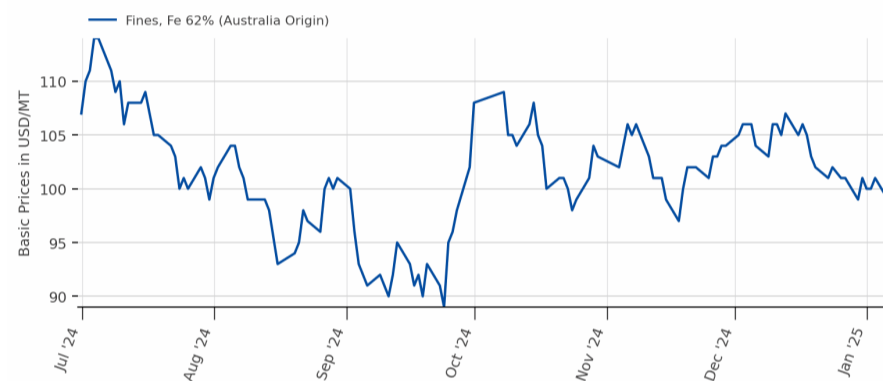
Pellets (Global)

Global prices (in USD/MT)

CNF China	6-20 mm, Fe 63% (India Origin)	-	03 Jan 18.18 IST	\$107	-1	-7.25	-5.5
	6-20 mm, Fe 65% (Brazil Origin)	-	01 Jan 17.11 IST	\$124	-1	-5	-2
FOB India	6-20 mm, Fe 63%	-	03 Jan 18.21 IST	\$95	-1	-8	-4.5
CNF China	5-20mm, Fe 63%	-	02 Jan 11.24 IST	\$8.3	0	0	+0.55
	6-20mm	-	02 Jan 11.24 IST	\$17.85	0	+0.05	+1.25

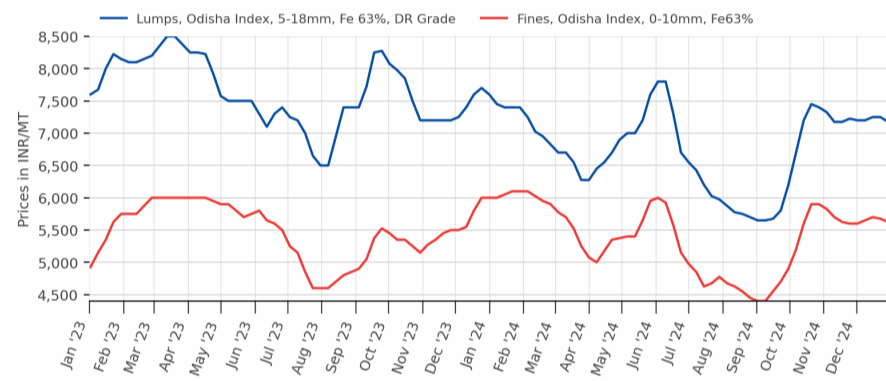
Note:- W-O-W: Week On Week, 1M: Change over last month, 3M: Change over last 3 months

Iron Ore Fines, CNF Rizhao China



Source:BigMint

Odisha Iron Ore Price Index (Lumps & Fines)



Source:BigMint

BigMint pellet index

Quantity sold (blue bars), Average Monthly Price (red line). PELLEX - INR 9,450 (100) DAP Raipur, Fe 63%, 7 Jan'25

Source: BigMint | Pellet trade volumes recorded by BigMint

India: PELLEX falls by INR 100/t (\$1/t) amid muted market sentiments

2025-01-07

[READ MORE](#)

Fe 62% Australian iron ore fines

Prices in \$/t, CFR China

Source: Bigmint

China: Iron ore spot prices fall by \$2/t d-o-d amid thin trading activity

2025-01-07

[READ MORE](#)

NMDC's iron ore Mines location

Donimalai Iron ore mine, Kumaraswamy Iron ore mine, Pellet Plant, Bachel complex, Kirandul complex

India: NMDC to auction over 200,000 t of iron ore from Chhattisgarh

2025-01-06

[READ MORE](#)

BigMint Iron Ore Concentrate Index

Quantity Sold (blue bars), Average Price (Exw-Jabalpur) (red line). INR 4,800/t (=) Exw Fe 63%, 4 Jan'25

Source: Bigmint | Note: Iron ore concentrate trade volumes recorded by Bigmint

India: Iron ore concentrate prices remain stable in recent deal

2025-01-04

[READ MORE](#)

Fe 62% Australian iron ore fines

Prices in \$/t CFR China

Source: Bigmint

China: Iron ore spot prices fall by \$2/t d-o-d amid weak market fundamentals

2025-01-04

[READ MORE](#)

India low-grade fines export prices

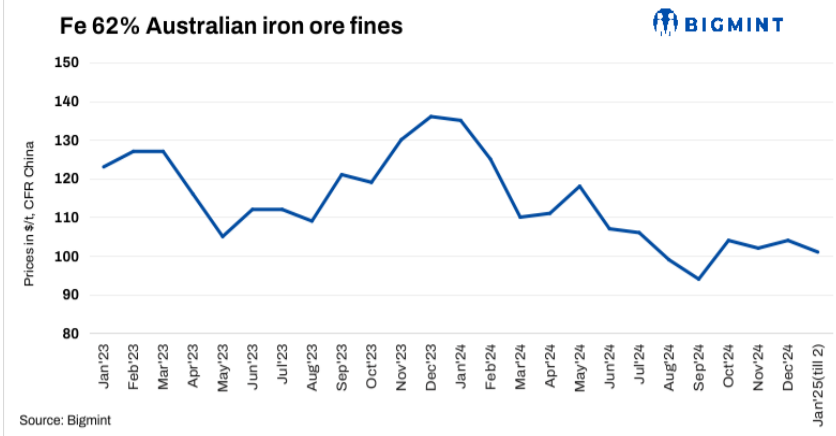
Price in \$/t

Source: BigMint

India: Odisha miner concludes export deal for 55,000 t of iron ore fines

2025-01-03

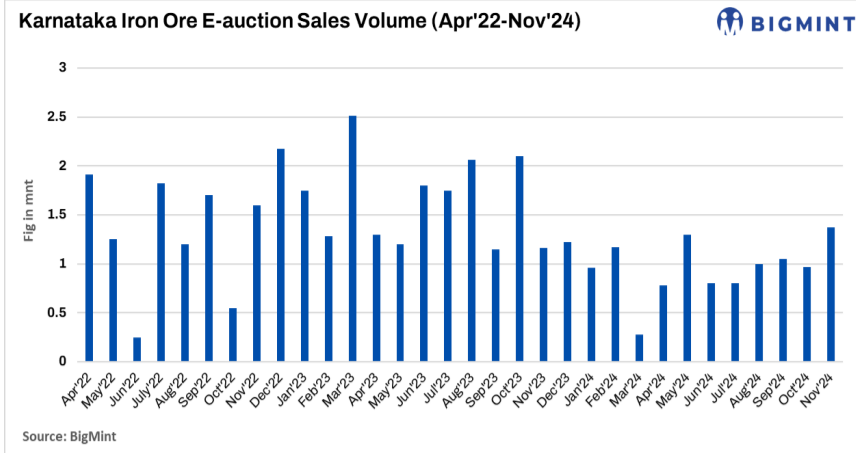
[READ MORE](#)



China: Iron ore spot prices rise by \$1/t d-o-d as new year begins

2025-01-03

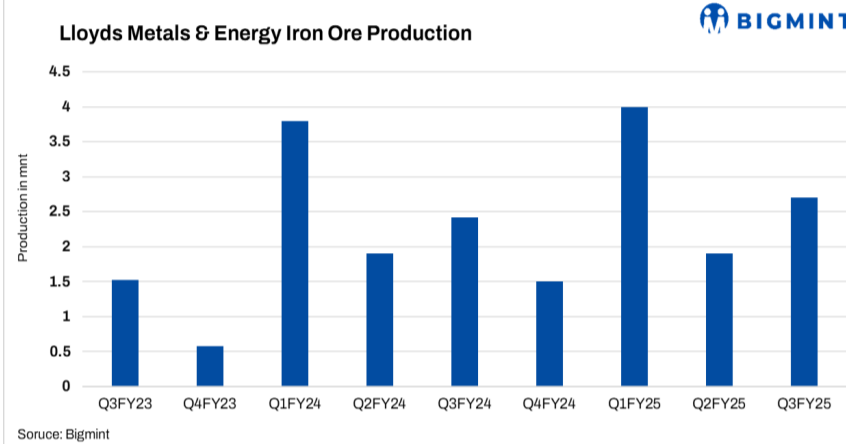
[READ MORE](#)



India: NMDC Kumaraswamy's iron ore auction fetches active response

2025-01-03

[READ MORE](#)



India: Lloyds Metals reports highest-ever iron ore production in Apr-Dec'24

2025-01-02

[READ MORE](#)

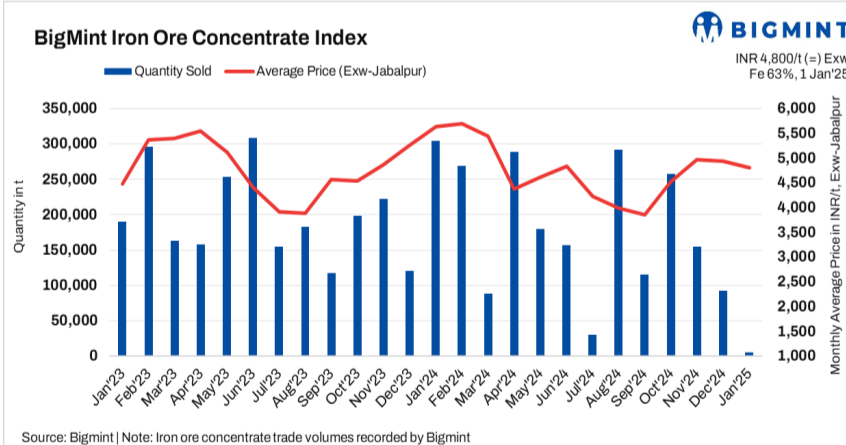
Vessel Freight rate for Iron ore as on 1 January'25

Load Port	Unload Port	Cargo Intake (in t)	Vessel Type	Freight Rate (in \$/t)	w-o-w change
Paradip, India	Qingdao, China	55,000	Supramax	12	0
Saldanha Bay, South Africa	Qingdao, China	170,000	Capesize	11.9	0
Hedland, Australia	Qingdao, China	170,000	Capesize	6.5	0
Tubarao, Brazil	Qingdao, China	170,000	Capesize	16.8	0

India: Dry bulk iron ore freights remain stable w-o-w amid muted trade activity

2025-01-01

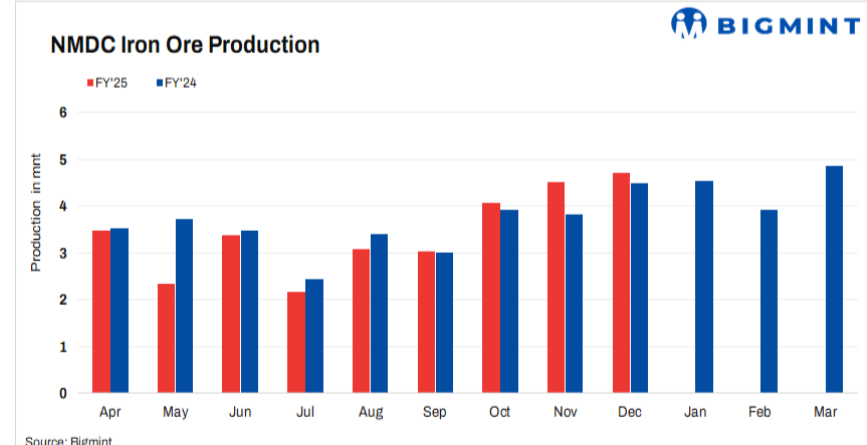
[READ MORE](#)



India: Iron ore concentrate prices remain stable in recent deal

2025-01-01

[READ MORE](#)



India: NMDC's iron ore production falls 3% y-o-y in Apr-Dec'24

2025-01-01

[READ MORE](#)

Coal

Non Coking (India)

Particular/Delivery	Size/Grade	Delivery	As On	Price	Change	1M	3M
Indian prices (in INR/MT)							
Ex-Gangavaram	RB2 (5500 NAR), S.Africa	Ex-Port	07 Jan 17.02 IST	9,150	-50	-200	-350
	RB3 (4800 NAR), South Africa	Ex-Port	07 Jan 17.02 IST	7,600	0	-250	-50

Met Coke (India)

Indian prices (in INR/MT)							
Ex-Jajpur	25-90 mm, Blast Furnace-grade	Ex-Yard	01 Jan 16.47 IST	32,000	0	-700	-1,500
Ex-Gandhidham	25-90 mm, Blast Furnace-grade	Ex-Yard	01 Jan 16.47 IST	28,400	0	-1,000	-1,200

Coking (Global)

Global prices (in USD/MT)							
CNF India	0-40mm, HCC 64 Mid Vol, Australia	-	07 Jan 11.04 IST	\$165	0	-12.2	-23.8
	0-40mm, Premium HCC, Australia	-	07 Jan 11.04 IST	\$211	0	-6.2	-12.8
	Low Vol PCI, Australia	-	07 Jan 11.04 IST	\$165	+1	-4	-13.8
FOB Australia	0-40mm, Low Vol PCI	-	07 Jan 11.12 IST	\$153	0	-3	-10.2
	HCC 64 Mid Vol	-	07 Jan 11.12 IST	\$158	0	-6.6	-15
	Premium HCC	-	07 Jan 11.12 IST	\$200	+1	-4.2	-8.2

Non Coking (Global)

Global prices (in USD/MT)							
CNF India	RB1 (6000 NAR), S.Africa	-	07 Jan 13.57 IST	\$113	0	-1.4	-5
	RB2 (5500 NAR), S.Africa	-	07 Jan 13.57 IST	\$97.5	0	-4.3	-8.5
	RB3 (4800 NAR), S.Africa	-	07 Jan 13.57 IST	\$77	0	-4.8	-8.1
FOB South Africa	RB1 (6000 NAR)	-	07 Jan 13.58 IST	\$101	0	0	-1
	RB2 (5500 NAR)	-	07 Jan 13.58 IST	\$85.5	0	-3.1	-5
	RB3 (4800 NAR)	-	07 Jan 13.58 IST	\$65	0	-3.7	-5.1

Met Coke (Global)

Global prices (in USD/MT)							
FOB China	25-90mm, 64% CSR	-	02 Jan 16.41 IST	\$252	0	-2	-15
CNF India	25-90mm, 64% CSR, China	-	02 Jan 16.45 IST	\$268	0	-2	-8
	64% CSR, Japan origin	-	12 Dec 17.11 IST	\$354	0	0	0

Note:- W-O-W: Week On Week, 1M: Change over last month, 3M: Change over last 3 months

Scrap & Metallic

Sponge (India)

Region	Particular	Sponge Iron (C-DRI)				Pellet Sponge (P-DRI)			
		Price	Change	W-O-W	1M	Price	Change	W-O-W	1M
Indian prices (in INR/MT) As on 07 Jan 2025									
North India	Mandi Gobindgarh	30,800	0	-200	+400	-	-	-	-
East India	Durgapur	26,600	0	-600	+100	24,400	+100	-500	+100
East India	Rourkela	25,800	-50	-450	-150	-	-	-	-
Central India	Raigarh	26,200	+100	-400	+400	24,050	+50	-350	+250
Central India	Raipur	29,300	0	-300	+300	24,450	-50	-400	+50
South India	Bellary	26,200	-200	-700	-200	25,000	-400	-700	-350
Eastern India	Ramgarh	26,300	-200	-600	-300	24,000	-300	-600	-400
East India	Jharsugda	-	-	-	-	23,200	0	-500	0
South India	Chennai	-	-	-	-	26,000	-200	-300	-300
South India	Hyderabad	-	-	-	-	26,000	-100	-300	0

All prices are basic, GST extra.

Pig Iron (India)

Particular/Delivery	Size/Grade	Delivery	As On	Price	Change	1M	3M
Indian prices (in INR/MT)							
DAP-Ludhiana	Steel Grade	DAP	07 Jan 17.24 IST	36,100	-200	-400	-3,900
Ex-Bokaro	Steel Grade	Ex-Plant,Bokaro	01 Jan 17.35 IST	31,350	+450	-3,650	-3,600
Ex-Burnpur	Steel Grade	Ex-Plant,Burnpur	31 May 16.00 IST	40,500	-2,500	0	0
Ex-Durgapur	Steel Grade	Ex-Works	07 Jan 17.24 IST	33,550	-250	+300	-6,750
		Ex-Plant,Durgapur	01 Jan 17.35 IST	32,900	+500	+500	-2,250
Ex-Rourkela	Steel Grade	Ex-Plant,Rourkela	31 Dec 17.04 IST	32,800	+700	+1,200	-5,700
Ex-Bhilai	Steel Grade	Ex-Plant,Bhilai	17 Dec 15.38 IST	31,150	-2,350	-2,350	-7,550
DAP-Raigarh	Steel Grade	DAP	07 Jan 17.24 IST	33,200	-100	+500	-5,700
DAP-Raipur	Steel Grade	DAP	07 Jan 17.24 IST	32,500	0	-200	-6,500
DAP-Hyderabad	Steel Grade	DAP	07 Jan 13.28 IST	33,300	0	-600	-5,300
DAP-Delhi	Foundry Grade	DAP	07 Jan 13.25 IST	39,000	-400	-1,000	-4,200
DAP-Ludhiana	Foundry Grade	DAP	07 Jan 13.25 IST	39,200	-400	-1,000	-4,100
Ex-Durgapur	Foundry Grade	Ex-Works	07 Jan 13.25 IST	37,500	0	-1,000	-5,000
Ex-Kharagpur	Foundry Grade	Ex-Works	07 Jan 13.25 IST	37,500	0	-1,000	-5,000
DAP-Ahmedabad	Foundry Grade	DAP	07 Jan 13.25 IST	41,500	0	0	-3,500
DAP-Kolhapur	Foundry Grade	DAP	07 Jan 13.25 IST	42,300	0	-1,500	-3,200
DAP-Coimbatore	Foundry Grade	DAP	07 Jan 13.25 IST	42,800	0	-1,000	NA

Indian pig iron price assessment frequency has been increased from weekly to daily basis.

Re - Rolling Scrap (India)

Indian prices (in INR/MT)							
Ex-Alang	19-22mm(12 ANE), Ship Breaking	Ex-Yard	07 Jan 10.51 IST	40,000	0	0	-1,300
	15-18mm(10 ANE), Ship Breaking	Ex-Yard	07 Jan 10.51 IST	40,000	0	0	-1,300
	1 Inch, Ship Breaking	Ex-Yard	07 Jan 10.51 IST	40,000	0	0	-1,300
	12-14mm(8 ANE), Ship Breaking	Ex-Yard	07 Jan 10.51 IST	39,500	0	0	-1,300
	5-10 KG, Ship Breaking	Ex-Yard	07 Jan 10.51 IST	39,200	0	0	-1,100
	9-11mm(6 ANE), Ship Breaking	Ex-Yard	07 Jan 10.51 IST	38,200	0	0	-1,100
	2-5 KG, Ship Breaking	Ex-Yard	07 Jan 10.51 IST	38,200	0	0	-1,100
	6-8mm(4 ANE), Ship Breaking	Ex-Yard	07 Jan 10.51 IST	37,200	0	0	-1,100
	1-2 KG, Ship Breaking	Ex-Yard	07 Jan 10.35 IST	35,700	0	-200	-500
	Attachment, Ship Breaking	Ex-Yard	07 Jan 10.35 IST	35,500	0	-200	-500
	HMS(80:20), Ship Breaking	Ex-Yard	07 Jan 10.35 IST	34,000	0	-200	-500

Melting Scrap (India)

Particular/Delivery	Size/Grade	Delivery	As On	Price	Change	1M	3M
Indian prices (in INR/MT)							
Ex-Ludhiana	End Cutting	DAP	07 Jan 17.35 IST	37,000	+100	+900	-1,200
	Turning Boring Scrap	DAP	07 Jan 17.35 IST	33,600	+100	+800	-1,500
	CR Busheling (Loose)	DAP	07 Jan 17.35 IST	37,900	+100	+600	-1,100
	CI Scrap, Mixed Size	DAP	07 Jan 17.35 IST	36,600	0	-800	-2,200
Ex-Mandi	End Cutting	DAP	07 Jan 17.35 IST	37,100	+100	+600	-1,400
	LMS (Light Melting Scrap)	DAP	07 Jan 17.35 IST	32,000	+100	+300	-1,700
	HMS(80:20)	DAP	07 Jan 17.35 IST	33,900	+100	+300	-1,600
	CR Busheling (Loose)	DAP	07 Jan 17.35 IST	38,200	+100	+600	-1,200
Ex-Durgapur	HMS(80:20)	DAP	07 Jan 17.35 IST	33,300	-200	+300	-2,050
Ex-Raipur	HMS(80:20)	DAP	07 Jan 17.35 IST	32,800	-100	+1,100	-2,500
	End Cutting	DAP	07 Jan 17.35 IST	34,800	-100	+1,100	-2,500
Ex-Ahmedabad	HMS(80:20)	DAP	07 Jan 17.35 IST	33,000	0	+200	-500
	CR Busheling (Bundle)	DAP	07 Jan 17.35 IST	37,000	0	-500	-1,500
Ex-Alang	HMS(80:20)	Ex-Yard	07 Jan 17.35 IST	34,000	0	-200	-500
Ex-Jalna	HMS(80:20)	DAP	07 Jan 17.35 IST	31,800	0	-100	-1,700
	CR Busheling (Loose)	DAP	07 Jan 17.35 IST	34,800	-100	-100	-1,600
Ex-Mumbai	HMS(80:20)	DAP	07 Jan 17.35 IST	32,200	-100	-300	-1,700
	CR Busheling (Bundle)	DAP	07 Jan 17.35 IST	34,200	-100	-700	-1,600
Ex-Chennai	Turning Boring Scrap	DAP	07 Jan 17.35 IST	29,700	0	-600	-1,600
	HMS(90:10)	DAP	07 Jan 17.35 IST	32,600	-100	-900	-1,500
	HMS(80:20)	DAP	07 Jan 17.35 IST	30,600	-100	-700	-1,600
Ex-Coimbatore	CI Scrap, Mixed Size	DAP	07 Jan 17.35 IST	35,000	0	-1,400	-2,000
Ex-Hyderabad	HMS(90:10)	DAP	07 Jan 17.35 IST	31,800	0	-200	-3,200
	HMS(80:20)	DAP	07 Jan 17.35 IST	30,300	0	-200	-3,200
Ex-Bhilai	9-13 Meters, 60 KG	Ex-works	23 Sep 19.00 IST	41,000	0	-2,700	-150

Mill Scale (India)

Indian prices (in INR/MT)							
Ex Plant, Raipur	Fines, Fe 70/68%	EXW	04 Jan 13.40 IST	6,600	0	-700	-700
Ex-Kandla	Fines, Fe 70/68%	DAP	04 Jan 13.40 IST	7,000	0	+50	+50

Sponge Iron (Global)

Particular/Delivery	Size/Grade	Delivery	As On	Price	Change	1M	3M
Global prices (in USD/MT)							
CNF Bangladesh	FeM 80% (+/-1), 100% lumps	-	02 Jan 17.23 IST	\$354	+5	-2	-43
CNF Nepal	Mix (70% lumps, 30% fines), FeM 80% (+/-1)	-	02 Jan 17.23 IST	\$352	+2	+6	-36

Melting Scrap (Global)

Global prices (in USD/MT)							
FOB Europe	HMS 80:20 (Bulk)	-	01 Jan 17.02 IST	\$322	-2	+9	-21
FOB USA	HMS 80:20	-	07 Jan 17.05 IST	\$322	0	+6.25	-26.4
	Shredded	-	07 Jan 17.05 IST	\$342	0	+6.25	-26.4
CNF Bangladesh	H2 (Bulk, Japan origin)	-	01 Jan 18.28 IST	\$349	-6	-6	-18
	HMS 80:20 (Bulk, US Origin)	-	01 Jan 18.28 IST	\$364	-4	-2	-21
	HMS 80:20 (Containers, Europe Origin)	-	07 Jan 18.16 IST	\$375	-4	+4.4	-15.6
	Shredded (Containers, UK Origin)	-	07 Jan 18.16 IST	\$393	0	+6.8	-10.4
CNF China	H2	-	07 Jan 13.07 IST	\$345	0	-4	+15.2
	HMS 80:20 (Bulk)	-	07 Jan 13.07 IST	\$320	0	-6.4	-21
	Shredded	-	07 Jan 13.07 IST	\$385	0	-9	-10
CNF India	HMS 80:20 (Europe Origin, Containers)	-	07 Jan 18.16 IST	\$365	0	+4.8	-12.4
	HMS 80:20 (West Africa Origin, Containers)	-	07 Jan 18.16 IST	\$368	0	+6.6	-8.2
	HMS 80:20 (West Africa Origin, Containers)	-	07 Jan 18.16 IST	\$370	-2	+5.6	-8.8
	Shredded (Europe Origin, Containers)	-	07 Jan 18.16 IST	\$385	0	+4.4	-14
	Shredded (US Origin, Containers)	-	07 Jan 18.16 IST	\$385	0	+5.6	-9.2
CNF Pakistan	Shredded (Containers, Europe Origin)	-	07 Jan 18.16 IST	\$390	0	+5.4	-15.4
CNF Taiwan	HMS 80:20 (US Origin, Containers)	-	01 Jan 15.54 IST	\$285	-10	-10	NA
CNF Thailand	HMS 70:30	-	29 Jan 17.41 IST	\$352	+2	NA	NA
CNF Turkey	HMS 80:20 (Bulk, US Origin)	-	07 Jan 18.16 IST	\$346	0	+4.2	-30.2

CNF Vietnam	H2, (Bulk,Japan origin)	-	06 Jan 18.04 IST	\$322	0	-8	-23
	HMS 80:20 (Bulk, US Origin)	-	06 Jan 18.04 IST	\$348	-4	-10	-20

Pig Iron (Global)

Particular/Delivery	Size/Grade	Delivery	As On	Price	Change	1M	3M
Global prices (in USD/MT)							
FOB Black Sea	Steel Grade	-	04 Jan 13.48 IST	\$318	-2	0	-42
FOB Brazil	Steel Grade	-	04 Jan 13.48 IST	\$405	0	-27	-27
CNF Italy	Steel Grade	-	04 Jan 13.49 IST	\$366	-2	0	-42

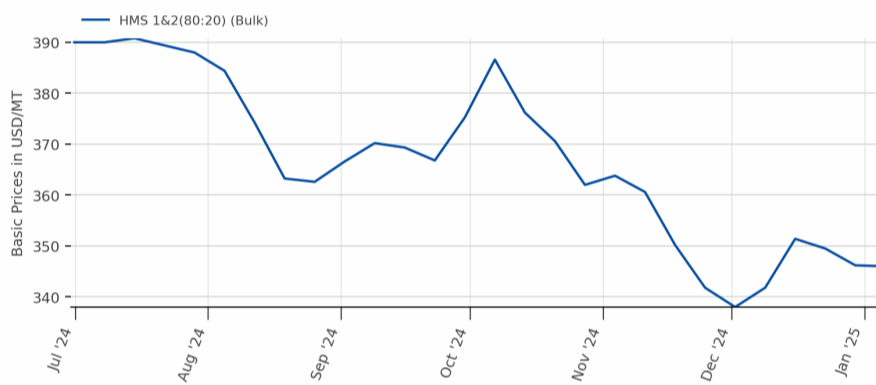
Weekly Assessment,, *Tender Prices in export

Ship Breaking (Global)

Global prices (in USD/MT)							
CNF Bangladesh	Containers	-	07 Jan 13.14 IST	\$490	-10	-10	0
	Tanker	-	07 Jan 13.14 IST	\$480	-10	-10	0
CNF India	Containers	-	07 Jan 13.14 IST	\$480	-10	-10	-30
	Tanker	-	07 Jan 13.14 IST	\$470	-10	-10	-30
CNF Pakistan	Containers	-	07 Jan 13.14 IST	\$470	-10	-10	-30
	Tanker	-	07 Jan 13.14 IST	\$460	-10	-10	-30
CNF Turkey	Containers	-	07 Jan 13.14 IST	\$330	0	0	-20
	Tanker	-	07 Jan 13.14 IST	\$320	0	0	-20

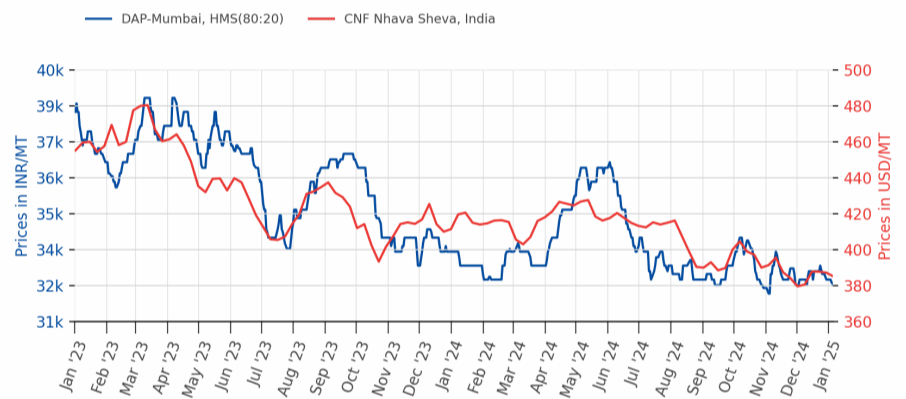
Note:- W-O-W: Week On Week, 1M: Change over last month, 3M: Change over last 3 months

Melting Scrap, CNF Turkey



Source:BigMint

Melting Scrap DAP Mumbai/CNF India



Source:BigMint

Pakistan : Imported shredded scrap price trend

Containerised Shredded, UK/Europe origin

Shredded, CFR Qasim : \$390/t (-\$3/t)

Prices in \$/t, CFR Pakistan

2025-01-07

[READ MORE](#)

South Asia: Imported shredded scrap offers from UK/Europe

India Pakistan Bangladesh Turkiye HMS(80:20)(US)

Offers in \$/t, CFR

2025-01-07

[READ MORE](#)

India Sponge iron price & Trade volume

Bellary (PDR) Raipur (PDR) Durgapur (PDR) Bellary Raipur Durgapur Ramgarh Ramgarh (PDR)

Quantity in tonnes (t) Price in INR/t

2025-01-07

[READ MORE](#)

India: Melting scrap index DAP-Mandi Gobindgarh (End Cutting vs Billet)

End Cutting Scrap Billet (100x100 mm) Spread(RHS)

End Cutting - INR 37,100/t (+100) 7 Jan'25

Prices in INR/t

2025-01-07

[READ MORE](#)

Argentina lifts export ban on metal scrap after 16 years

Argentina lifts export ban on scrap metal, sparking industry concern

2025-01-07

[READ MORE](#)

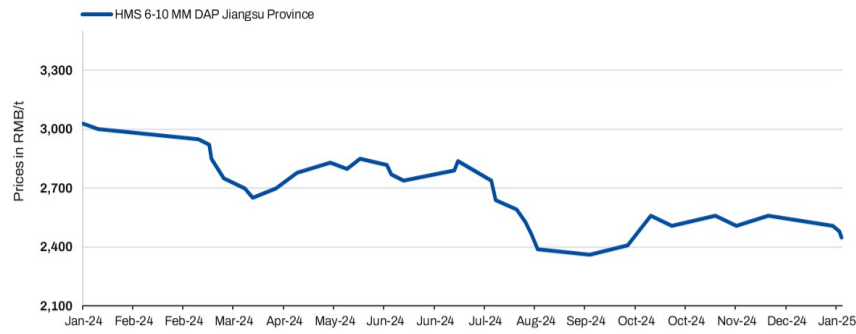
Turkish imported bulk ferrous scrap deal updates

Turkiye: Imported scrap prices remain stable w-o-w as CY'25 sees slow start

2025-01-07

[READ MORE](#)

China: Shagang Steel scrap purchase price trend



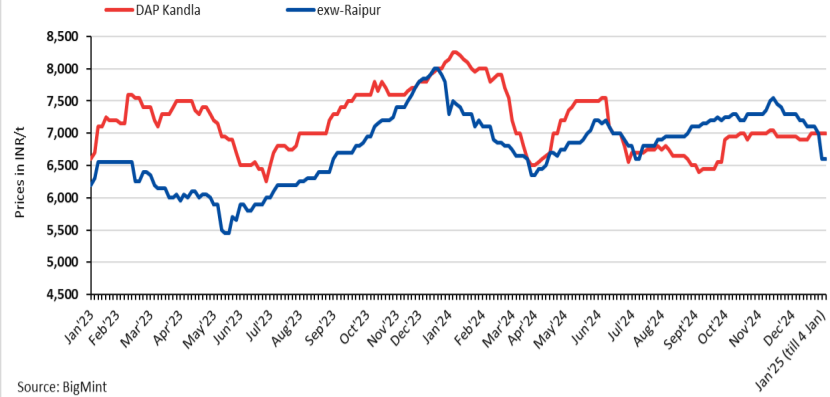
Source: BigMint

China: Shagang Steel reduces scrap procurement prices by \$4/t

2025-01-07

[READ MORE](#)

India: Domestic mill-scale prices



Source: BigMint

India: Mill scale prices remain flat in key markets

2025-01-04

[READ MORE](#)

China: Shagang Steel scrap purchase price trend



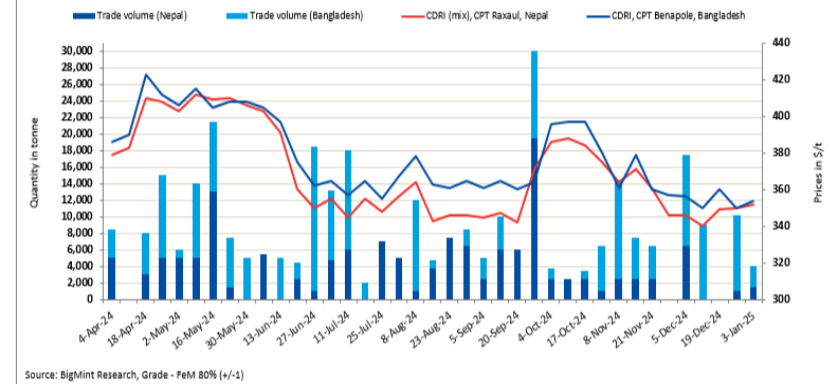
Source: BigMint

China: Shagang Steel reduces scrap procurement prices by \$7/t

2025-01-03

[READ MORE](#)

India: Sponge iron Export Trade Vs Prices



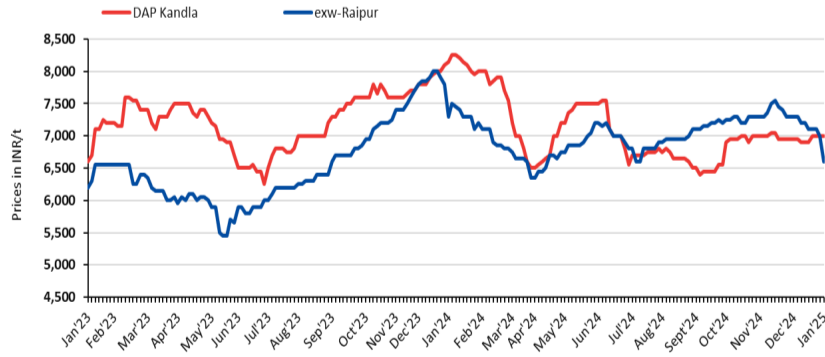
Source: BigMint Research, Grade - FeM 80% (+/-1)

India: Sponge iron export offers strengthen by \$2-5/t for Nepal, Bangladesh

2025-01-03

[READ MORE](#)

India: Domestic mill-scale prices



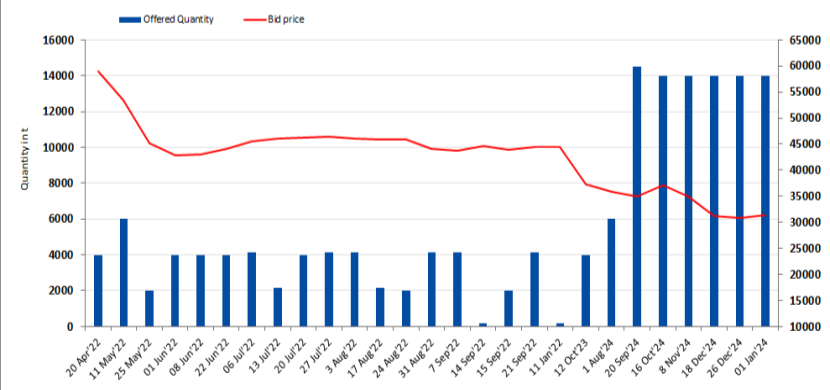
Source: BigMint

India: Mill scale prices show mixed trends in key markets

2025-01-01

[READ MORE](#)

SAIL Bokaro pig iron auction summary



India: SAIL-BSL's pig iron auction sees entire 14,000 t booked

2025-01-01

[READ MORE](#)

Steel

Ingot/Billet (India)

Region	Particular	INGOT				BILLET			
		Price	Change	W-O-W	1M	Price	Change	W-O-W	1M
Indian prices (in INR/MT) As on 07 Jan 2025									
North India	Ghaziabad	40,900	+ 200	- 600	+ 500	-	-	-	-
North India	Ludhiana	43,300	+ 100	- 450	+ 600	-	-	-	-
North India	Mandi Gobindgarh	42,400	0	- 400	+ 800	42,400	0	- 400	+ 800
North India	Muzaffarnagar	40,700	+ 200	- 700	+ 500	-	-	-	-
East India	Rourkela	37,150	- 50	- 550	+ 350	38,000	0	- 500	+ 550
Central India	Raigarh	38,500	0	- 400	+ 1,000	38,800	0	- 550	+ 1,000
Central India	Raipur	38,900	- 100	- 300	+ 700	39,250	- 50	- 300	+ 800
West India	Ahmedabad	42,300	- 100	- 700	+ 1,500	43,400	- 100	- 600	+ 1,500
West India	Jaipur	41,200	- 100	- 600	+ 1,000	-	-	-	-
West India	Mumbai	41,800	0	- 500	+ 800	42,300	0	- 500	+ 800
East India	Durgapur	-	-	-	-	39,250	+ 50	- 650	+ 950
East India	Kolkata	-	-	-	-	39,950	+ 50	- 650	+ 950
West India	Bhavnagar	-	-	-	-	43,000	0	- 700	+ 1,500
West India	Goa	-	-	-	-	40,800	0	- 200	+ 300
West India	Jalna	-	-	-	-	41,700	- 100	- 400	+ 1,000
South India	Chennai	-	-	-	-	42,000	0	+ 500	+ 500
South India	HINDPUR	-	-	-	-	41,300	- 500	- 500	- 200
South India	Hyderabad	-	-	-	-	40,000	- 500	- 700	0
Eastern India	Ramgarh	-	-	-	-	39,000	- 200	- 600	+ 600

All prices are basic, GST @ 18% extra. Ingot - 3.5"*4.5", Commercial Grade, Billet - 100*100

Rebar (India)

Particular/Delivery	Size/Grade	Delivery	As On	Price	PRICE @ 18%GST	Change	1M	3M
Indian prices (in INR/MT)								
Exy-Delhi/NCR	12-32mm, BF Route, IS 1786 Fe 550D	Ex-Yard	03 Jan 17.37 IST	52,100	61,500	+ 500	- 1,200	- 2,400
	12-32mm, BF Route, IS 1786 Fe 500D	Ex-Yard	03 Jan 17.37 IST	52,100	61,500	+ 500	- 1,200	- 2,400
Exy-Durgapur	12-32mm BF Route, IS 1786 Fe 500D	Ex-Yard	03 Jan 17.37 IST	51,700	61,000	+ 800	- 700	- 1,400
	12-32mm BF Route, IS 1786 Fe 550D	Ex-Yard	03 Jan 17.37 IST	51,700	61,000	+ 800	- 700	- 1,400
Exy-Ahmedabad	12-32mm BF Route, IS 1786 Fe 500D	Ex-Yard	03 Jan 17.37 IST	52,400	61,800	+ 100	- 1,000	- 1,200
	12-32mm BF Route, IS 1786 Fe 550D	Ex-Yard	03 Jan 17.37 IST	52,400	61,800	+ 100	- 1,000	- 1,200
Exy-Mumbai	12-32mm, BF Route, IS 1786 Fe 550D	Ex-Yard	03 Jan 17.37 IST	52,600	62,100	+ 300	- 1,200	- 1,000
	12-32mm, BF Route, IS 1786 Fe 500D	Ex-Yard	03 Jan 17.37 IST	52,600	62,100	+ 300	- 1,200	- 1,000
Exy-Bangalore	12-32mm, BF Route, IS 1786 Fe 500D	Ex-Yard	03 Jan 17.37 IST	51,900	61,200	+ 300	- 1,900	- 2,300
	12-32mm, BF Route, IS 1786 Fe 550D	Ex-Yard	03 Jan 17.37 IST	51,900	61,200	+ 300	- 1,900	- 2,300
Exy-Chennai	12-32mm, BF Route, IS 1786 Fe 500D	Ex-Yard	03 Jan 17.37 IST	51,200	60,400	- 200	- 2,700	- 3,100
	12-32mm, BF Route, IS 1786 Fe 550D	Ex-Yard	03 Jan 17.37 IST	51,200	60,400	- 200	- 2,700	- 3,100
Exy-Hyderabad	12-32mm, BF Route, IS 1786 Fe 500D	Ex-Yard	03 Jan 17.37 IST	51,100	60,300	- 400	- 2,100	- 2,800
	12-32mm, BF Route, IS 1786 Fe 550D	Ex-Yard	03 Jan 17.37 IST	51,100	60,300	- 400	- 2,100	- 2,800
Indian prices (in INR/MT)								
Ex-Delhi/NCR	12-25mm, IF Route, Fe 500, IS 1786	Ex-Works	07 Jan 13.42 IST	45,000	53,100	0	- 300	- 4,000
Ex-Jaipur	12-25mm IF route, Fe 500, IS 1786	Ex-Works	07 Jan 13.42 IST	45,000	53,100	0	+ 800	- 2,000
Ex-Mandi Gobindgarh	12-25mm, IF Route, Fe 500, IS 1786	Ex-Works	07 Jan 13.42 IST	47,000	55,500	0	+ 600	- 2,000
Ex-Muzaffarnagar	12-25mm, IF Route, Fe 500, IS 1786	Ex-Works	07 Jan 13.42 IST	44,600	52,600	+ 100	+ 500	- 3,000
Ex-Durgapur	12-25mm, IF Route, Fe 500D, IS 1786	Ex-Works	07 Jan 17.38 IST	43,600	51,400	- 300	+ 500	- 3,000
	12-25mm, IF Route, Fe 500, IS 1786	Ex-Works	07 Jan 17.38 IST	41,400	48,900	- 100	+ 400	- 3,100
Ex-Rourkela	12-25mm, IF Route, Fe 500D, IS 1786	Ex-Works	07 Jan 13.43 IST	46,300	54,600	0	+ 800	- 2,700
	12-25mm, IF Route, Fe 500, IS 1786	Ex-Works	07 Jan 13.42 IST	41,800	49,300	0	+ 500	- 3,000
Ex-Raigarh	12-25mm, IF Route, Fe 500, IS 1786	Ex-Works	07 Jan 13.42 IST	41,400	48,900	+ 100	+ 300	- 3,000
Ex-Raipur	12-25mm, IF Route, Fe 500D, IS 1786	Ex-Works	07 Jan 13.42 IST	45,400	53,600	- 100	- 100	- 2,800
	12-25mm, IF Route, Fe 500, IS 1786	Ex-Works	07 Jan 17.38 IST	41,800	49,300	0	+ 200	- 3,000
Ex-Ahmedabad	12-25mm, IF Route, Fe 500, IS 1786	FOR	07 Jan 13.42 IST	48,700	57,500	0	+ 2,200	+ 1,300

Ex-Goa	12-25mm, IF Route, Fe 500, IS 1786	Ex-Works	07 Jan 13.42 IST	46,700	55,100	-100	-300	-2,700
Ex-Jalna	12-25mm, IF Route, Fe 500, IS 1786	Ex-Works	07 Jan 13.42 IST	46,600	55,000	0	-200	-2,700
Ex-Mumbai	12-25mm, IF Route, Fe 500, IS 1786	Ex-Works	07 Jan 13.42 IST	47,100	55,600	-200	+800	-1,700
Ex-Bangalore	12-25mm, IF Route, Fe 550, IS 1786	Ex-Works	07 Jan 13.42 IST	46,800	55,200	0	-100	-3,000
	12-25mm, IF Route, Fe 550D, IS 1786	Ex-Works	07 Jan 13.42 IST	49,700	58,600	0	+100	-3,300
Ex-Chennai	12-25mm, IF Route, Fe 500, IS 1786	Ex-Works	07 Jan 13.42 IST	45,800	54,000	0	-200	-2,200
Ex-Hyderabad	12-25mm, IF Route, Fe 500, IS 1786	Ex-Works	07 Jan 13.42 IST	44,300	52,300	0	+300	-2,200
Ex-Patna	12-25mm IF route, Fe 500, IS 1786	Ex-Works	07 Jan 13.43 IST	43,000	50,700	0	+2,500	-1,600

Structure (Medium & Small Scale Producers) (India)

Region/Zone	Particular	40 ANGLE	Change	1M	75 CHANNEL	Change	1M	200 BEAM	Change	1M
Indian prices (in INR/MT)										
North India	Ghaziabad	-	-	-	-	-	-	48,300	0	-200
East India	Durgapur	44,200	0	+500	44,200	0	+500	44,650	0	+100
Central India	Raipur	-	-	-	44,000	0	+100	-	-	-
West India	Ahmedabad	47,300	0	+900	47,300	0	+900	-	-	-
West India	Mumbai	49,000	-400	+800	49,800	-400	+800	-	-	-
South India	Hyderabad	46,700	0	+500	46,300	0	+500	-	-	-

Indian Structure price assessment frequency has been increased from weekly to daily basis, All prices are basic, Commercial Grade, Basic Price GST @ 18% extra

Wire Rod (India)

Particular	Size/Grade	Raipur	Change	W-O-W	Durgapur	Change	W-O-W
Indian prices (in INR/MT)							
SWRY 14 LC Gr 3, Induction route	5.5 mm	43,000	0	-400	42,100	0	-600
HB Wire, Induction route	12 Gauge	45,300	0	-400	44,600	0	-600
GI Wire, Induction route	12 Gauge	49,000	0	-600	52,100	0	-600
Binding Wire, Induction route	20 Gauge	51,400	0	-400	50,900	0	-600
Barbed Wire, Induction route	12*12 Gauge	51,200	0	-400	55,100	0	-600

Daily Assessment, Commercial Grade, Basic Price GST @ 18% extra

HRC (India)

Particular/Delivery	Size/Grade	Delivery	As On	Price	Change	1M	3M
Indian prices (in INR/MT)							
Delhi	2.5-8mm / CTL, IS2062, Gr E250 Br.	Ex-stockyard	07 Jan 17.59 IST	47,500	0	+200	-1,000
	2.5-8mm / CTL, IS2062, Gr E350 Br.	Ex-stockyard	07 Jan 17.59 IST	50,800	+200	+800	-700
Faridabad	1.8mm / CTL, IS2062, Gr E250 Br.	Ex-stockyard	07 Jan 17.59 IST	49,300	+200	+800	-700
	2.5-8mm / CTL, IS2062, Gr E250 Br.	Ex-stockyard	07 Jan 17.59 IST	47,800	+200	+800	-700
Ludhiana	2.5-8mm / CTL, IS2062, Gr E250 Br.	Ex-stockyard	07 Jan 17.59 IST	48,000	0	+850	-1,400
Kolkata	2.5-8mm / CTL, IS2062, Gr E250 Br.	Ex-stockyard	07 Jan 17.59 IST	45,700	0	+750	-900
Ahmedabad	2.5-8mm / CTL, IS2062, Gr E250 Br.	Ex-stockyard	07 Jan 17.59 IST	48,200	-200	+250	-1,250
	2.5-8mm / CTL, IS2062, Gr E350 Br.	Ex-stockyard	07 Jan 17.59 IST	49,600	0	-500	-1,950
Mumbai	1.8mm / CTL, IS2062, Gr E250 Br.	Ex-stockyard	07 Jan 17.59 IST	48,100	0	-450	-1,950
	2.5-8mm / CTL, IS2062, Gr E250 Br.	Ex-stockyard	07 Jan 17.59 IST	46,600	0	-500	-1,950
Bangalore	2.5-8mm / CTL, IS2062, Gr E250 Br.	Ex-stockyard	07 Jan 17.59 IST	49,800	-800	-850	-1,700
Chennai	1.8mm / CTL, IS2062, Gr E250 Br.	Ex-stockyard	07 Jan 17.59 IST	50,100	+200	-100	-1,850
	2.5-8mm / CTL, IS2062, Gr E250 Br.	Ex-stockyard	07 Jan 17.59 IST	48,600	+200	-100	-1,400
Hyderabad	2.5-8mm / CTL, IS2062, Gr E250 Br.	Ex-stockyard	07 Jan 17.59 IST	47,100	-100	-500	-1,250

Weekly Assessment, Commercial Grade, *Basic Price GST @ 18% extra.,

CRC (India)

Particular/Delivery	Size/Grade	Delivery	As On	Price	Change	1M	3M
Indian prices (in INR/MT)							
Delhi	0.90mm / CTL, IS 513, CR1	Ex-stockyard	07 Jan 18.02 IST	53,700	0	-800	-2,800
Faridabad	0.5mm / CTL, IS 513, CR1	Ex-stockyard	07 Jan 18.02 IST	55,000	0	+300	-2,550
	0.90mm / CTL, IS 513, CR1	Ex-stockyard	07 Jan 18.02 IST	53,500	0	+300	-2,550
Ludhiana	0.90mm / CTL, IS 513, CR1	Ex-stockyard	07 Jan 18.02 IST	53,500	0	-250	-2,450
Kolkata	0.90mm / CTL, IS 513, CR1	Ex-stockyard	07 Jan 18.02 IST	51,000	0	+550	-2,000
Ahmedabad	0.90mm / CTL, IS 513, CR1	Ex-stockyard	07 Jan 18.02 IST	55,800	-100	+650	-950

Mumbai	0.5mm / CTL, IS 513, CR1	Ex-stockyard	07 Jan 18.02 IST	54,900	0	-150	-2,450
	0.90mm / CTL, IS 513, CR1	Ex-stockyard	07 Jan 18.02 IST	53,400	0	-300	-2,450
Bangalore	0.9mm / CTL, IS 513, CR1	Ex-stockyard	07 Jan 18.02 IST	57,000	0	-350	-1,500
Chennai	0.90mm / CTL, IS 513, CR1	Ex-stockyard	07 Jan 18.02 IST	58,800	0	+300	-300
	0.5mm / CTL, IS 513, CR1	Ex-stockyard	07 Jan 18.02 IST	60,500	0	+400	-100
Hyderabad	0.90mm / CTL, IS 513, CR1	Ex-stockyard	07 Jan 18.02 IST	55,300	0	-100	-1,600

Weekly Assessment, Commercial Grade, *Basic Price GST @ 18% extra.,

HR Plate (India)

Particular/Delivery	Size/Grade	Delivery	As On	Price	Change	1M	3M
Indian prices (in INR/MT)							
	60-100mm, Gr E350 Br.	Ex-stockyard	31 Dec 17.27 IST	58,500	+200	-900	-2,000
	5-10mm, Gr E350 Br.	Ex-stockyard	31 Dec 17.27 IST	51,700	+100	+200	-800
Delhi	20-40mm, Gr E350 Br.	Ex-stockyard	31 Dec 17.27 IST	54,600	-400	-800	-2,100
	60-100mm, Gr E250 Br.	Ex-stockyard	31 Dec 17.27 IST	55,100	+100	-900	-1,900
	5-10mm, Gr E250 Br.	Ex-stockyard	31 Dec 17.27 IST	48,300	+300	+300	-700
	20-40mm, Gr E250 Br.	Ex-stockyard	31 Dec 17.27 IST	51,100	-400	-1,000	-2,100
	5-10mm, Gr E250 Br.	Ex-stockyard	31 Dec 17.27 IST	48,100	0	-100	-1,100
	20-40mm, Gr E250 Br.	Ex-stockyard	31 Dec 17.27 IST	50,800	-200	-200	-3,200
Mumbai	60-100mm, Gr E350 Br.	Ex-stockyard	31 Dec 17.27 IST	58,200	-200	-400	-2,500
	5-10mm, Gr E350 Br.	Ex-stockyard	31 Dec 17.27 IST	51,600	-100	-100	-1,100
	20-40mm, Gr E350 Br.	Ex-stockyard	31 Dec 17.27 IST	54,300	-100	-200	-2,800
	60-100mm, Gr E250 Br.	Ex-stockyard	31 Dec 17.27 IST	54,700	-200	-200	-3,000

Weekly Assessment, Commercial Grade, Basic Price GST @ 18% extra

GP (India)

Indian prices (in INR/MT)							
	0.7mm / CTL, 80 GSM, IS277	Ex-stockyard	02 Jan 18.20 IST	57,400	0	-200	+100
Delhi	0.7mm / CTL, 120 GSM, IS277	Ex-stockyard	02 Jan 18.20 IST	58,400	0	-200	+400
	0.6mm / CTL, 120 GSM, IS277	Ex-stockyard	02 Jan 18.20 IST	59,900	0	-200	+600
Mumbai	0.8mm / CTL, 80 GSM, IS277	Ex-stockyard	02 Jan 18.20 IST	56,600	-100	-200	+600
	0.8mm / CTL, 120 GSM, IS277	Ex-stockyard	02 Jan 18.20 IST	57,600	-100	-200	0
	0.6mm / CTL, 120 GSM, IS277	Ex-stockyard	02 Jan 18.20 IST	59,100	-100	-200	+600
Chennai	0.8-1.6mm / CTL, 80 GSM, IS277	Ex-stockyard	02 Jan 18.20 IST	58,400	+100	0	-1,000
	0.8-1.6mm / CTL, 120gsm, IS277	Ex-stockyard	02 Jan 18.20 IST	60,800	0	-100	-500
	0.6mm / CTL, 120 GSM, IS277	Ex-stockyard	02 Jan 18.20 IST	62,300	0	-100	-500
Hyderabad	0.8mm / CTL, 80 GSM, IS277	Ex-stockyard	02 Jan 18.20 IST	56,300	0	-1,400	-2,000
	0.8mm / CTL, 120 GSM, IS277	Ex-stockyard	02 Jan 18.20 IST	59,800	0	-1,400	-1,000
	0.6mm / CTL, 120 GSM, IS277	Ex-stockyard	02 Jan 18.20 IST	61,300	0	-1,400	-1,000

PPGI (India)

Particular/Delivery	Size/Grade	Delivery	As On	Price	Change	1M	3M
Indian prices (in INR/MT)							
Delhi	0.5mm / CTL, 90 GSM, IS14246	Ex-stockyard	02 Jan 18.22 IST	68,000	0	-200	+1,000
Mumbai	0.5mm / CTL, 90 GSM, IS14246	Ex-stockyard	02 Jan 18.22 IST	66,600	0	-200	+100

MS Pipes (India)

Indian prices (in INR/MT)							
Ex-Raipur	41-60 OD (Patra Based)	Ex-works	07 Jan 15.54 IST	41,100	+300	+100	-2,000
Ex-Mandi Gobindgarh	41-60 OD (Patra Based)	Ex-works	07 Jan 15.54 IST	44,500	0	+500	-1,100
Exy-Delhi	2.2-6mm, IS 1239,IS 1161 (HR Coil Based)	Ex-Yard	01 Jan 18.19 IST	52,500	0	0	+500
Exy-Raipur	2.2-6mm, IS 1239,IS 1161 (HR Coil Based)	Ex-Yard	01 Jan 18.19 IST	51,000	0	-500	0
Exy-Mumbai	2.2-6mm, IS 1239,IS 1161 (HR Coil Based)	Ex-Yard	01 Jan 18.19 IST	51,500	0	0	+500
Exy-Pune	2.2-6mm, IS 1239,IS 1161 (HR Coil Based)	Ex-Yard	01 Jan 18.19 IST	51,500	0	0	+500
Exy-Bangalore	2.2-6mm, IS 1239,IS 1161 (HR Coil Based)	Ex-Yard	01 Jan 18.19 IST	52,000	0	-500	0
Exy-Hyderabad	2.2-6mm, IS 1239,IS 1161 (HR Coil Based)	Ex-Yard	01 Jan 18.19 IST	52,000	0	-500	0

Billet (Global)

Particular/Delivery	Size/Grade	Delivery	As On	Price	Change	1M	3M
Global prices (in USD/MT)							
FOB India	150*150, 3SP/4SP	-	03 Jan 18.18 IST	\$450	-10	-10	NA
FOB Iran	130*130, 3SP	-	03 Jan 18.18 IST	\$444	0	-14	-15.5
FOB Russia	130*130, 3SP	-	03 Jan 18.18 IST	\$445	0	-5	-31
CNF Nepal	100*100, IS 2831 (IF Grade)	-	03 Jan 18.16 IST	\$487	+3	+1	-29.5

CNF Philippines	150*150, 3SP	-	03 Jan 18.16 IST	\$460	0	-10	-40
CNF Turkey	120*120	-	03 Jan 18.16 IST	\$460	0	-10	-36

Weekly Assessment

Rebar (Global)

Particular/Delivery	Size/Grade	Delivery	As On	Price	Change	1M	3M
Global prices (in USD/MT)							
FOB Turkey	12-32mm, Commercial	-	03 Jan 16.35 IST	\$575	0	+2	-45

Wire Rod (Global)

Particular/Delivery	Size/Grade	Delivery	As On	Price	Change	1M	3M
Global prices (in USD/MT)							
CNF Nepal	5.5-6.0mm, Commercial Grade	-	04 Jan 13.13 IST	\$525	0	+10	-30
	6-8 mm, ASTM A510 SAE 1008	-	14 Dec 13.31 IST	\$610	0	0	+5

HRC (Global)

Particular/Delivery	Size/Grade	Delivery	As On	Price	Change	1M	3M
Global prices (in USD/MT)							
CNF Bangladesh	2mm, SAE 1006 (China origin)	-	07 Jan 18.30 IST	\$500	-10	-30	-80
CNF Dubai	2mm, SAE1006 (India origin), SAE1006	-	07 Jan 18.30 IST	\$535	0	-15	-40
CNF Europe	3-4mm (China Origin), S235JR	-	07 Jan 18.30 IST	\$485	-10	-30	-60
	3mm+ (India Origin), S275	-	07 Jan 18.30 IST	\$590	0	0	-5
CNF India	2-12 mm, SS400 (China Origin)	-	07 Jan 18.30 IST	\$495	-10	-30	-60
	3mm, SS400 (South Korea Origin)	-	10 Dec 18.58 IST	\$540	0	0	NA
CNF Nepal	2mm, SAE1006 (India origin), SAE1006	-	07 Jan 18.30 IST	\$530	0	0	-15
CNF Pakistan	2mm, SS400 (China origin), SS400	-	07 Jan 18.30 IST	\$480	-10	-25	-60
	2mm, SS400 (Japan origin), SS400	-	24 Dec 18.32 IST	\$525	0	NA	NA
CNF UAE	2mm, SAE1006 (China Origin)	-	07 Jan 18.30 IST	\$500	-15	-20	-55
CNF Vietnam	2 mm, SAE 1006 (Formosa, skin pass)	-	12 Dec 15.45 IST	\$521	-20	0	NA
	2-3mm, SAE 1006 (China Origin)	-	07 Jan 18.30 IST	\$495	-10	-20	-60
	Thickness - 2-6 mm, Width - 1.1-1.3m	-	03 Jan 12.41 IST	\$519	-6	NA	NA
FOB Black Sea	3mm, SAE1006	-	07 Jan 18.31 IST	\$485	0	-5	-15
FOB China	3-12mm, SS400	-	07 Jan 18.31 IST	\$465	-10	-30	-60
FOB India	2.5 mm, SAE1006	-	05 Nov 18.31 IST	\$535	0	NA	NA
FOB Japan	2mm, SS400	-	17 Dec 18.51 IST	\$505	-5	NA	NA
FOB South Korea	1.6-2.5mm, SAE 1006	-	10 Dec 18.47 IST	\$505	0	0	NA

CRC (Global)

Particular/Delivery	Size/Grade	Delivery	As On	Price	Change	1M	3M
Global prices (in USD/MT)							
FOB China	0.90mm, SPCC	-	01 Jan 18.28 IST	\$555	-5	0	-45
FOB India	0.9 mm, IS 513 Gr.O	-	01 Jan 18.28 IST	\$625	0	-5	-15
FOB Russia	0.90mm, SPCC	-	01 Jan 18.28 IST	\$600	-15	-15	-10

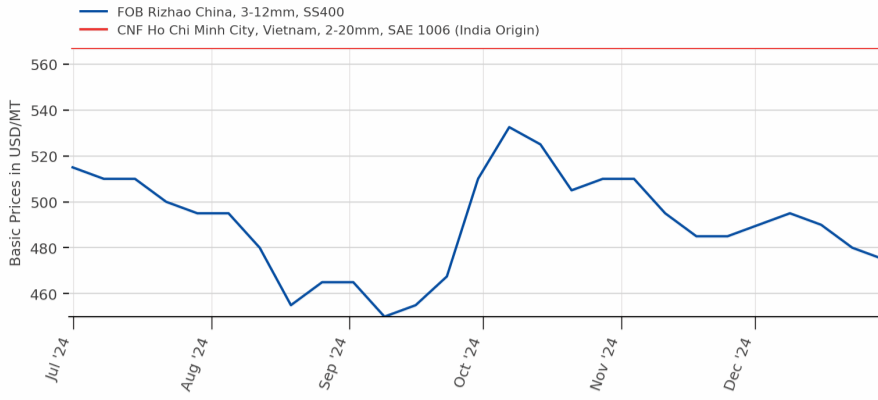
HR Plate (Global)

Particular/Delivery	Size/Grade	Delivery	As On	Price	Change	1M	3M
Global prices (in USD/MT)							
FOB China	5-10mm, SS 400	-	01 Jan 18.29 IST	\$510	0	-5	-25

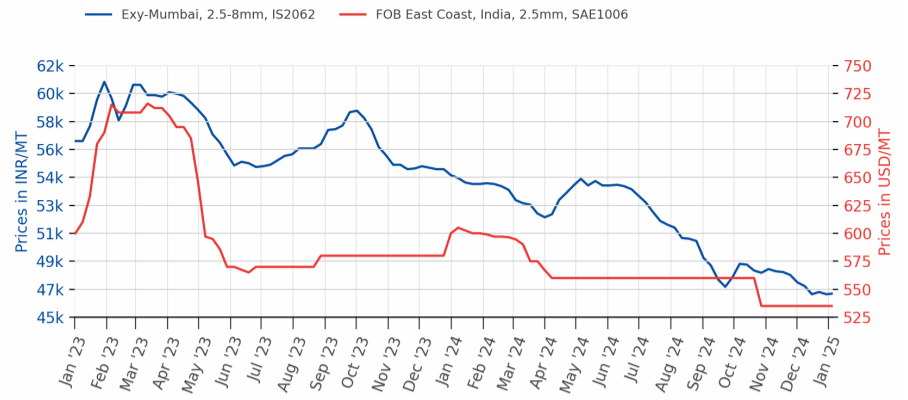
GP (Global)

Particular/Delivery	Size/Grade	Delivery	As On	Price	Change	1M	3M
Global prices (in USD/MT)							
FOB China	DX51D+z80, Width 1,000-1,500 mm, thickness 0.5-2mm	-	02 Jan 18.00 IST	\$585	-5	-10	-45
FOB India	Width 900-1250mm, thickness 0.50mm, DX51D+z80, BS EN 10142:2000	-	02 Jan 18.00 IST	\$745	0	+5	0

Note:- W-O-W: Week On Week, 1M: Change over last month, 3M: Change over last 3 months

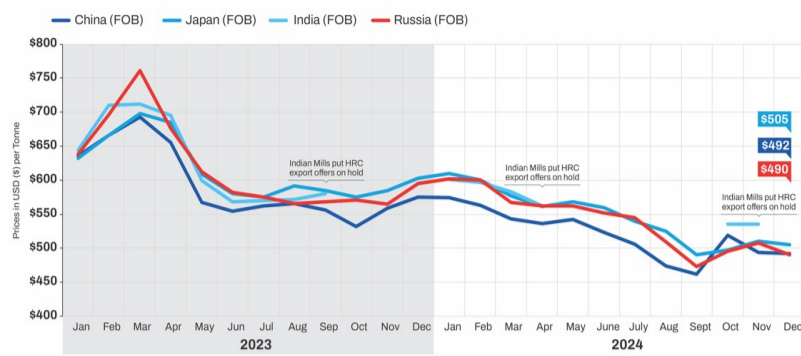


Source:BigMint



Source:BigMint

Global hot-rolled coil export offers trend (Jan'23-Dec'24)




Indian mills resumes HRC export offers in Oct'24 | December prices updated till 17 Dec'24 | Source: BigMint

India: HRC export market remains silent post-New Year holidays

2025-01-07

READ MORE



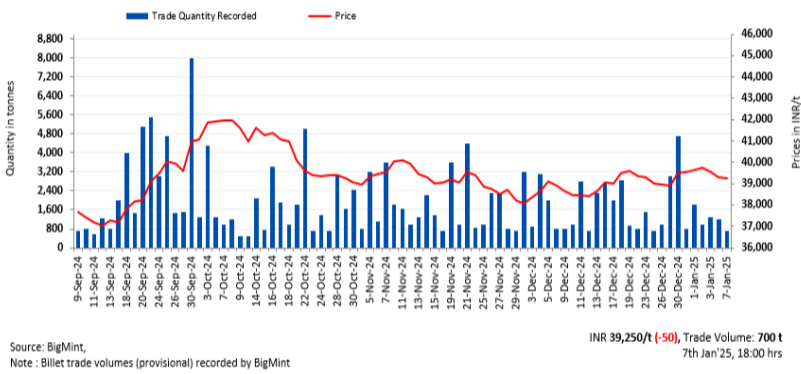
Near-term outlook on China's key steel products

Near-term outlook on China's steel products

2025-01-07

READ MORE

India: Billet index (daily), exw Raipur

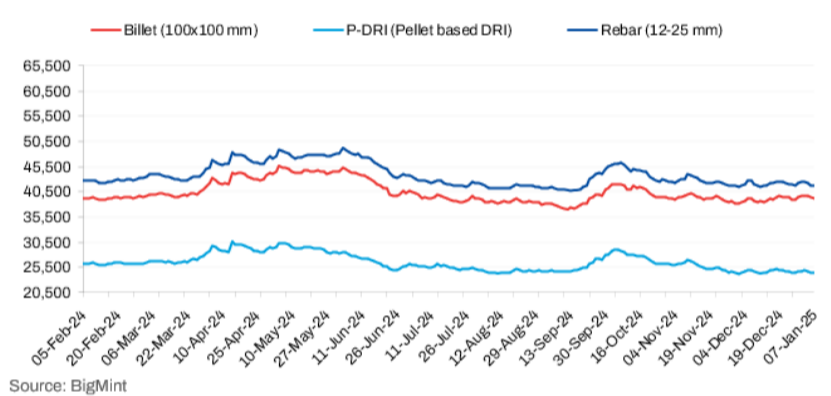


India: BigMint's billet index falls marginally amid lacklustre demand - 7 Jan

2025-01-07

READ MORE

Indian DRI, billet and rebar prices, Exw Raipur

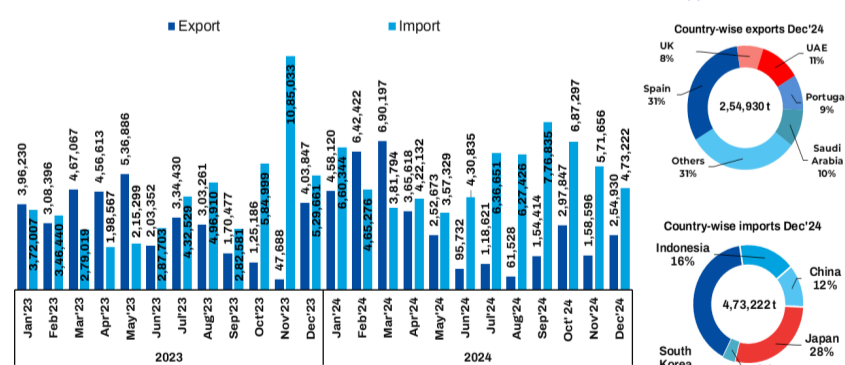


Indian DRI, billet and re-bar update - 07 Jan

2025-01-07

READ MORE

India: Bulk HRC export and import volumes (in tonnes)



India's bulk HRC imports rise 30% y-o-y in CY'24

2025-01-07

READ MORE

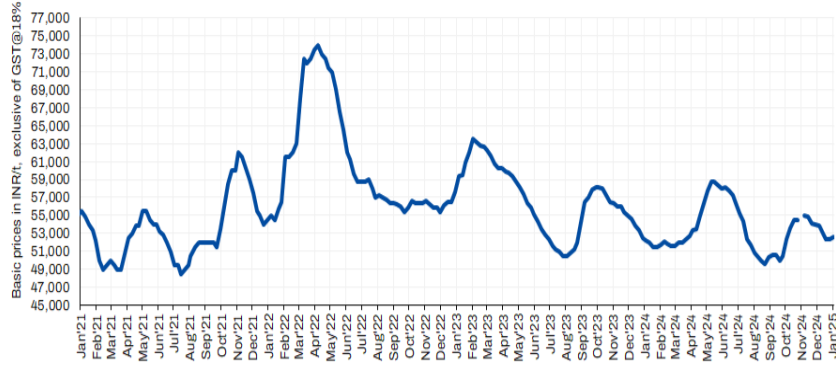
India: Brandwise rebar offers

India's brand-wise rebar offers from BF and IF route mills - 7 Jan

2025-01-07

READ MORE

India: BF-route rebar (12-32mm) prices, Exy-Mumbai



Source: BigMint

India: Tier-1 mills hike rebar prices by up to INR 1,000/t (\$12/t) for early-Jan'25

2025-01-07

[READ MORE](#)



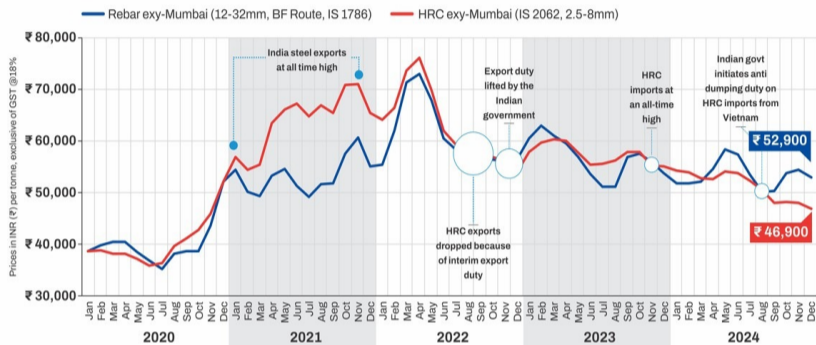
India: Daily Trade Sheet for steel & related commodities

BigMint's daily trade sheet - 6 Jan'25

2025-01-07

[READ MORE](#)

Indian HRC-Rebar reverse spread narrows m-o-m in Dec'24



Note- December 2024 prices updated till 31 December 2024 | Source: BigMint

India's HRC-rebar spread eases marginally but remains in reverse gear. Short term uncertain

2025-01-07

[READ MORE](#)

China Domestic Billet Price



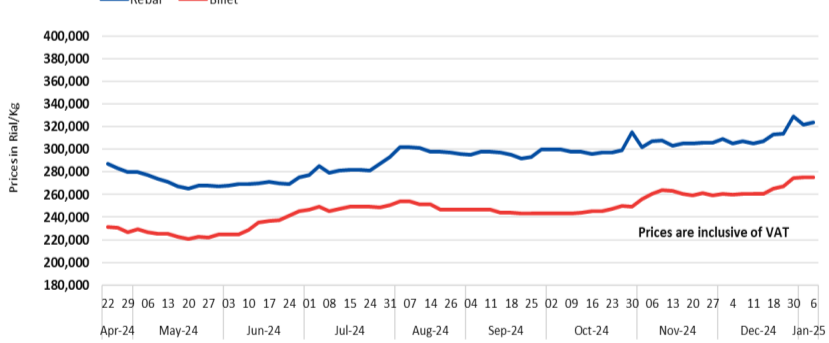
Source: BigMint

China: Steel billet prices fall by RMB 20/t (\$3/t) d-o-d

2025-01-07

[READ MORE](#)

Iran Domestic Steel Price



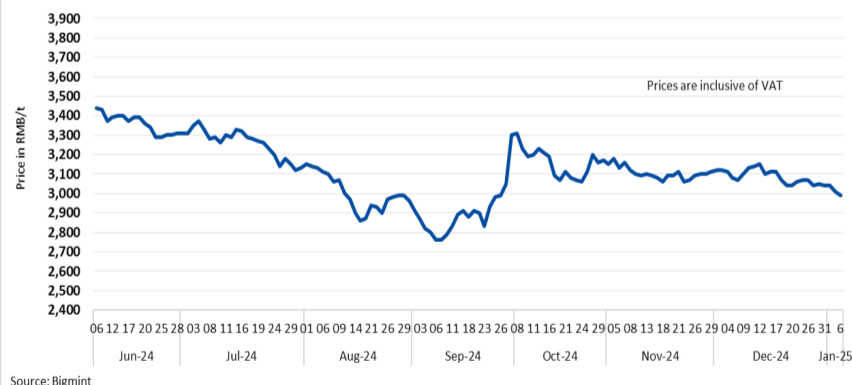
Source: BigMint

Iran: Billet prices fall but rebar edges up amid fluctuating market dynamics

2025-01-06

[READ MORE](#)

China Domestic Billet Price



Source: BigMint

China: Steel billet prices drop by RMB 20/t (\$3/t)

2025-01-06

[READ MORE](#)

Ferro Alloy

Manganese Ore (India)

Particular/Delivery	Size/Grade	Delivery	As On	Price	Change	1M	3M
Indian prices (in INR/MT)							
Odisha	6-80 mm, Mn 30%	Ex-Mines	10 Dec 11.16 IST	10,500	+ 150	NA	NA
	6-80 mm, Lumps, Mn 46%	Ex-Mines	01 Jan 14.56 IST	16,429	+ 162	NA	NA
MOIL	Lumps, Lumps, Mn 44%, Fe 7%	Ex-Mines	01 Jan 14.56 IST	15,716	+ 156	NA	NA
	Lumps, Mn 37%, Fe 7.5%	Ex-Mines	01 Jan 14.56 IST	14,473	+ 689	NA	NA
	6-80 mm, Lumps, Mn 30%	Ex-Mines	01 Jan 14.56 IST	7,107	+ 338	NA	NA

Weekly Assessment, Prices Ex-Mines Basis Including Royalty

Chrome Ore (India)

Particular/Delivery	Size/Grade	Delivery	As On	Price	Change	1M	3M
Indian prices (in INR/MT)							
Ex-Jajpur (OMC-eAuction)	Friable 54%+	Ex-Mines	18 Dec 18.48 IST	27,208	- 11,373	- 11,373	NA
	Friable 52-54%	Ex-Mines	18 Dec 18.48 IST	21,744	- 11,782	- 11,782	NA
	Friable 50-52%	Ex-Mines	18 Dec 18.48 IST	20,100	- 11,071	- 11,071	NA
	Lumps, Friable 48-50%	Ex-Mines	18 Dec 18.48 IST	20,551	- 9,006	- 9,006	NA

OMC E-Auction Prices Including Royalty

Silico Manganese (India)

Particular/Delivery	Size/Grade	Delivery	As On	Price	Change	1M	3M
Indian prices (in INR/MT)							
Ex-Durgapur	10-150 mm, LC (Mn 55% min.)	Ex-Works	02 Jan 10.30 IST	87,400	+ 1,400	+ 3,800	- 1,400
	10-150 mm, MC (Mn 53% min.)	Ex-Works	02 Jan 10.30 IST	81,900	+ 1,000	+ 3,700	- 1,400
	10-50 MM, HC 60-14	Ex-Works	07 Jan 18.39 IST	69,700	+ 400	+ 4,400	+ 280
	25-150 mm, HC 60-14	Ex-Works	07 Jan 18.39 IST	69,200	+ 400	+ 4,400	+ 280
Ex-Raipur	25-150 mm, HC 60-14	Ex-Works	07 Jan 18.39 IST	69,650	+ 250	+ 4,230	+ 310
Ex-Vizag	25-150 mm, HC 60-14	Ex-Works	07 Jan 18.39 IST	70,000	+ 200	+ 4,260	+ 820

Weekly Assessment; All Prices are basic; GST @ 18% extra

Ferro Manganese (India)

Particular/Delivery	Size/Grade	Delivery	As On	Price	Change	1M	3M
Indian prices (in INR/MT)							
Ex-Durgapur	10-150 mm, MC (Mn 70% min)	Ex-Works	02 Jan 10.32 IST	95,700	+ 1,600	+ 4,950	- 2,600
	25-150 mm, HC 70%	Ex-Works	07 Jan 18.36 IST	73,150	+ 200	+ 6,350	+ 2,070
Ex-Raipur	25-150 mm, HC 70%	Ex-Works	07 Jan 18.36 IST	73,600	+ 600	+ 6,780	+ 2,280

Weekly Assessment; All Prices are basic; GST @ 18% extra

Ferro Chrome (India)

Particular/Delivery	Size/Grade	Delivery	As On	Price	Change	1M	3M
Indian prices (in INR/MT)							
Ex-Durgapur	10-60 mm, LC 60%	Ex-Works	02 Jan 10.44 IST	209,250	+ 8,250	- 1,050	- 2,250
Ex-Jajpur	10-150mm, HC 60%, Si- 4%	Ex-Works	03 Jan 10.21 IST	102,100	0	- 3,950	- 8,600
	10-150mm, HC 60%, Si - 2%	Ex-Works	02 Jan 10.44 IST	108,000	- 2,600	- 5,250	- 8,000

Weekly Assessment; All Prices are basic; GST @ 18% extra

Ferro Silicon (India)

Particular/Delivery	Size/Grade	Delivery	As On	Price	Change	1M	3M
Indian prices (in INR/MT)							
Ex-Guwahati	25-150 mm, FeSi 70%	Ex-Works	06 Jan 18.43 IST	104,000	0	+ 1,100	- 5,050
Ex-Bhutan	25-150 mm, FeSi 70%	Ex-Works	06 Jan 18.43 IST	104,100	0	+ 400	- 4,200

Weekly Assessment; All Prices are basic; GST @ 18% extra

Manganese Ore (Global)

Particular/Delivery	Size/Grade	Delivery	As On	Price	Change	1M	3M
Global prices (in USD/MT)							
CNF China	Lumps, Mn 37% (USD/dmtu)	-	04 Jan 10.51 IST	\$3.96 /dmtu	0	+ 0.11	+ 0.26
	Lumps, Mn 44% (USD/dmtu)	-	04 Jan 10.51 IST	\$4.08 /dmtu	0	+ 0.08	+ 0.18

CNF India	Lumps, Mn 37%, (South African origin) (USD/dmtu)	-	04 Jan 10.51 IST	\$4.11/dmtu	0	+ 0.11	+ 0.26
	Lumps, Mn 44% (USD/dmtu)	-	04 Jan 10.51 IST	\$4.23/dmtu	0	+ 0.08	+ 0.18
	Lumps, Mn 46%, (USD/dmtu)	-	04 Jan 10.51 IST	\$4.52/dmtu	0	+ 0.12	+ 0.17

Weekly Assessment

Chrome Ore (Global)

Global prices (in USD/MT)							
CNF China	Conc 40-42%, S. Africa	-	07 Jan 17.32 IST	\$200	0	- 20	- 70
	Conc 46-48%, Turkish	-	07 Jan 17.32 IST	\$300	0	- 15	- 85

Weekly Assessment

Silico Manganese (Global)

Global prices (in USD/MT)							
FOB India	25-150 mm, HC 60-14	-	07 Jan 18.37 IST	\$835	0	+ 54.6	- 9.6
	25-150 mm, HC 65-16	-	07 Jan 18.37 IST	\$935	0	+ 58.8	+ 1.6

Weekly Assessment

Ferro Manganese (Global)

Global prices (in USD/MT)							
FOB India	25-150 mm, HC 70%	-	07 Jan 18.40 IST	\$872	+ 6	+ 70.8	+ 16.8
	25-150 mm, HC 75%	-	07 Jan 18.40 IST	\$941	+ 4	+ 49	- 3.2

Weekly Assessment

Ferro Chrome (Global)

Global prices (in USD/MT)							
CNF China	10-150mm, HC 60% (cents/lb)	-	01 Jan 10.23 IST	¢81 /lb	- 5	- 6	- 12
CNF Japan	10-50mm, HC 60% (cents/lb)	-	01 Jan 10.23 IST	¢91 /lb	- 3	- 4	- 6
CNF South Korea	10-50mm, HC 60% (cents/lb)	-	01 Jan 10.23 IST	¢89 /lb	- 4	- 6	- 7

Weekly Assessment

Ferro Silicon (Global)

Global prices (in USD/MT)							
FOB China	10-50 mm, FeSi 75%	-	06 Jan 18.45 IST	\$1,170	- 5	- 40	- 140
FOB India	10-50 mm, FeSi 70%	-	06 Jan 18.45 IST	\$1,268	+ 8	+ 18	- 22

Weekly Assessment

Ferro silicon trades vs index

Source: BigMint | Note: Trade volumes recorded by BigMint

India: Ferro silicon prices hold steady w-o-w; Bhutanese producers keep offers unchanged m-o-m

2025-01-07

[READ MORE](#)

India: Silico manganese export prices

Source: BigMint

India: Silico manganese export prices edge up on rising overseas inquiries, limited supplies

2025-01-07

[READ MORE](#)

Non Ferrous

Aluminium (India)

Particular/Delivery	Size/Grade	Delivery	As On	Price	Change	1M	3M
Indian prices (in INR/MT)							
Aluminium Ingot P1020, Exy-Delhi	Ingot EC Grade 99.70%	Ex-Yard	07 Jan 16.59 IST	252,000	0	-4,000	-6,500
Aluminium Ingot ADC12, Exw-Delhi NCR	Automobile OEM Approved	Exw-Delhi NCR	09 Dec 17.25 IST	209,000	0	0	-6,000
	Non-OEM	Ex-Works	01 Jan 17.32 IST	202,000	0	+1,000	-4,000
Aluminium Extrusion Scrap, Exy-Delhi	6063 & 6061 (Mix)	Ex-Yard	07 Jan 16.59 IST	198,000	0	-2,000	+3,500
Aluminium Utensil Scrap, Exy-Delhi	Loose	Ex-Yard	07 Jan 16.59 IST	194,000	0	-2,000	+4,000
Aluminium Taint Tabor Scrap, Exy-Delhi	Loose	Ex-Yard	07 Jan 16.59 IST	175,000	0	-5,000	-5,000
Aluminium Tense Scrap, Exy-Delhi	Solid (Loose)	Ex-Yard	07 Jan 16.59 IST	174,000	0	0	+3,000
Aluminium Ingot P1020, Exy-Mumbai	Ingot EC Grade 99.70%	Ex-Yard	07 Jan 16.59 IST	242,000	-1,000	-6,000	+4,000
Aluminium Extrusion Scrap, Exy-Mumbai	6063 (Loose)	Ex-Yard	07 Jan 16.59 IST	206,000	+1,000	+1,000	-1,000
Aluminium Utensil Scrap, Exy-Mumbai	Utensil (Loose)	DAP	07 Jan 16.59 IST	193,000	0	0	-3,000
Aluminium Ingot ADC12, Exw-Chennai	Automobile OEM Approved	Exw-Chennai	09 Dec 17.25 IST	208,000	-2,000	0	-6,000
	Non-OEM	Ex-Works	01 Jan 17.32 IST	203,000	0	0	-5,000
Aluminium Tense Scrap, Exy-Chennai	Solid (Loose)	Ex-Yard	07 Jan 16.59 IST	175,000	0	0	+3,000

Aluminium (Global)

Particular/Delivery	Size/Grade	Delivery	As On	Price	Change	1M	3M
Global prices (in USD/MT)							
Aluminium Extrusion Scrap, CFR Nhava Sheva, Middle East	6063 (Briquetted)	-	07 Jan 17.27 IST	\$2,430	-50	-50	+50
Aluminium Taint Tabor Scrap, CFR Nhava Sheva, Middle East	Briquetted, Clean	-	07 Jan 17.27 IST	\$2,205	+25	+55	+55
Aluminium Taint Tabor, CFR Nahva Sheva, UK	Cut and sheared 9-10% attachment	-	07 Jan 17.27 IST	\$1,800	-30	-35	-30
Aluminium Taint Tabor, CFR Nahva Sheva, US	HRB, Attachment 3%	-	07 Jan 17.27 IST	\$1,990	-50	-50	+10
Aluminium Talk Scrap, CFR Nhava Sheva, Middle East	Solid (Clean)	-	07 Jan 17.27 IST	\$4,560	0	-90	-270
Aluminium Talk, CFR Nahva Sheva, US	Solid (Clean)	-	07 Jan 17.27 IST	\$4,860	+100	-10	-260
Aluminium Tense Scrap, CFR Nhava Sheva, Middle East	Attachments 8-9%, Mix	-	07 Jan 17.27 IST	\$1,790	-10	-10	+30
Aluminium Tense, CFR Nahva Sheva, US	Attachments 6-7%	-	07 Jan 17.27 IST	\$1,820	-30	-30	-20
Aluminium Wheel Scrap, CFR Nahva Sheva, UK	Solid (Loose)	-	07 Jan 17.27 IST	\$2,370	-30	-60	-50
Aluminium Zorba 95-5, CFR Nhava Sheva, UK	20 mm, Solid (Shredded)	-	07 Jan 17.27 IST	\$2,060	-50	-50	-20
Silicon Metal, CFR Mundra, China	Grade 553 Si- 98.5%	-	07 Jan 17.27 IST	\$1,650	-30	-30	-50

Copper (India)

Particular/Delivery	Size/Grade	Delivery	As On	Price	Change	1M	3M
Indian prices (in INR/MT)							

Copper Armature Scrap, Exy-Delhi	Cu 99%	Ex-Yard	07 Jan 16.51 IST	746,000	+ 5,000	+ 3,200	- 15,000
Copper Secondary CC Wire Rods, Exw-Delhi	8 mm, Cu 99% min	Ex-works	07 Jan 16.51 IST	788,000	+ 6,000	- 1,200	- 29,400
Copper Primary CC Wire Rods, Exw-Delhi	8 mm, Cu 99.99%	Ex-works	07 Jan 16.51 IST	815,000	+ 10,000	+ 7,000	- 38,600
Brass Honey Scrap, Exy-Mumbai	Cu 63% Zn 33%	DAP	07 Jan 16.51 IST	509,000	+ 3,000	+ 3,200	- 8,600
Copper Primary CC Wire Rods (CCR), Exy-Mumbai	8 mm, Cu 99.99%	Ex-Yard	07 Jan 16.51 IST	825,000	+ 10,000	- 4,200	- 30,200
Copper Armature Scrap, Exy-Mumbai	Cu - 98%	DAP	07 Jan 16.51 IST	776,000	+ 4,000	- 1,200	- 600

Zinc (India)

Particular/Delivery	Size/Grade	Delivery	As On	Price	Change	1M	3M
Indian prices (in INR/MT)							
Zinc Special High Grade Ingot, Exw-Delhi	Ingot, Zn 99.99%	Ex-works	07 Jan 16.54 IST	282,000	- 1,000	- 15,600	- 8,200
Zinc Special High Grade Ingot, Exy-Mumbai	Ingot, Zn 99.995%	Ex-Yard	07 Jan 16.54 IST	278,000	0	- 16,400	- 9,000

Lead (India)

Particular/Delivery	Size/Grade	Delivery	As On	Price	Change	1M	3M
Indian prices (in INR/MT)							
Lead Remelted Ingot, Exw-Delhi	Ingot, Pb 99%	Ex-works	07 Jan 16.45 IST	173,000	0	- 3,800	- 7,600
Lead Primary Ingot, Exw-Delhi	Ingot, Pb 99.99%	Ex-works	07 Jan 16.45 IST	190,000	0	- 3,600	- 7,000
Lead Primary Ingot, Exy-Mumbai	Ingot, Pb 99.99%	Ex-Yard	07 Jan 16.45 IST	182,000	0	- 3,000	- 5,000

India: Imported aluminium scrap price trend

Particular/Delivery/Region	Price \$/t	W-O-W Change (\$/t)
Tense Scrap, CFR Nhava Sheva, Middle East	1,790	-10
Extrusion 6063 Scrap, CFR Nhava Sheva, Middle East	2,430	-50
Zorba 95-5, CFR Nhava Sheva, UK	2,060	-50
Wheel Scrap, CFR Nhava Sheva, UK	2,370	-30
Taint labor, CFR Nhava Sheva, US	1,990	-50
Silicon Metal 553, CFR Mundra, China	1,650	-30

Source: BigMint

India: Imported aluminium scrap tags fall w-o-w amid decline in LME prices

2025-01-07

[READ MORE](#)

Non-ferrous updates: 07-01-2025

Commodity	LME 3M (\$/t)	%Change	LME Stocks (t)	%Change	MCX (INR/t)	%Change	SHFE (RMB/t)	%Change
Aluminium	2,490	-0.12%	6,26,775	-0.54%	2,38,000	+0.08%	19,670	-1.16%
Nickel	15,182	+0.47%	1,64,280	+0.15%	13,27,000	-0.32%	1,22,530	-0.32%
Copper	9,003	+1.43%	2,68,650	-0.43%	8,13,000	+0.13%	73,660	+0.88%
Zinc	2,901	+0.45%	2,29,150	-0.51%	2,73,000	-0.26%	24,500	-1.03%
Lead	1,945	+1.14%	2,34,900	-1.34%	1,77,000	-0.17%	16,735	+0.06%

% Change d-o-d basis | Source: LME, MCX, SHFE

Base metals prices on LME show positive trends, stocks see outflows

2025-01-07

[READ MORE](#)

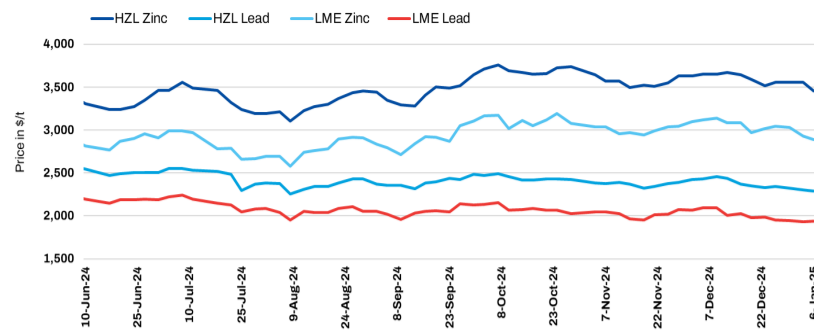
Chile: Codelco's copper output sees slight increase in 2024

Chile: Codelco's copper output sees slight increase in 2024

2025-01-07 17:47:58

[READ MORE](#)

HZL: Zinc and lead ingot prices



Source: HZI | BigMint | IST 11:20 PM

India: HZL trims zinc, lead prices by up to INR 8,900/t (\$103/t)

2025-01-07 11:24:36

[READ MORE](#)

India: BigMint's billet index falls marginally amid lacklustre demand - 7 Jan

07 Jan 2025

BigMint's billet index fell slightly by INR 50/tonne (t) d-o-d to INR 39,250/t exw-Raipur on 7 January 2025, as weak demand weighed on spot offers.

The index witnessed a slight decline today as volatile and unsupportive market sentiments kept buying activity subdued in the semi-finished segment. Meanwhile, the finished steel segment remained firm, supported by a few bookings at stable offers, which provided some resilience amid broader market uncertainty

In the finished steel segment, rebar and wire rod prices remained firm, with some deals reported. Furthermore, sponge iron prices in Raipur edged down by INR 50/t today.

The conversion spread from sponge iron (PDRI) to billets for the standalone furnaces in the region was recorded at INR 14,800/t.

Rationale

This index has been derived based on transactions, offers, bids and indicative price data sets. Transactions are considered as T1 and given a weightage of 50%, whereas other data sets are considered as T2 and given a weightage of the

balance 50%.

Transactions (T1) - Three trades at INR 39,200-39,300/t was recorded during the 2:30 pm to 5:30 pm BigMint trading window and considered for final price calculation as T1 inputs. The average of these transactions was INR 39,271/t, which was given 50% weightage in the final price calculation.

Other price indicators - bids/offers/indicatives (T2) - Nine offers were reported in the trading window and considered as T2 inputs. The average price of these nine was INR 39,275/t and given 50% weightage in the final price calculation.

The final price of billets exw-Raipur was INR 39,273/t, rounded off to INR 39,250/t exw.

From BigMint Team - While it would be our earnest endeavour, at BigMint, to bring about transparent and unbiased price index reporting, we would request all our readers and subscribers for their feedback and if they could participate in the reporting of more transactions.

For detailed methodology - [click here](#)

India Domestic Raipur Billet Trade Updates - 7 Jan'25							BIGMINT	
Participant	Industry Type	Trade Type	*Price (INR/t)	Delivery	Time of Deal/Call	Data Set	Outlier	
P1	Seller	Offer	39,500	FOR	11:45	T2	Yes	
P2	Trader	Offer	39,400	EXW	11:51	T2	Yes	
P3	Trader	Offer	39,700	FOR	12:56	T2	Yes	
P4	Trader	Indicative	39,650	EXW	13:00	T2	Yes	
P5	Seller	Offer	39,200	EXW	13:11	T2	Yes	
P6	Seller	Offer	39,400	EXW	13:34	T2	Yes	
P7	Buyer	Indicative	39,300	EXW	15:37	T2	No	
P8	Trader	Indicative	39,300	EXW	15:38	T2	No	
P9	Seller	Indicative	39,500	EXW	15:40	T2	Yes	
P10	Trader	Offer	39,350	EXW	15:42	T2	Yes	
P11	Buyer	Offer	39,200	EXW	16:10	T2	No	
P12	Trader	Offer	39,600	FOR	16:44	T2	Yes	
P13	Trader	Offer	39,300	EXW	16:50	T2	No	
P14	Seller	Offer	39,600	FOR	17:02	T2	Yes	
P15	Trader	Indicative	39,550	FOR	17:06	T2	Yes	
P16	Trader	Trade	39,300	EXW	17:20	T1	No	
P17	Trader	Trade	39,200	EXW	17:22	T1	No	
P18	Trader	Trade	39,300	EXW	17:22	T1	No	

T1 - Trade, T2 - Offer/Bid/Indicative, *Normalised price as per methodology

India Domestic Billet Price Index EXW Raipur

- Credible & Transparent Prices
- Robust Methodology & Rationale
- IOSCO Compliance
- Independent View of the Market
- Enabling Informed Conversations & Negotiations

Global Prices

Global Prices - Region Wise























Commodity	Particular	Grade/Size	Price	Change	W-O-W	1M	3M
China							
<i>Export</i>							
Billet	FOB China	125*125, BF Grade	NA	NA	NA	NA	NA
TMT (Re-Bar)	FOB China	Commerical	NA	NA	NA	NA	NA
Wire Rod	FOB China	5.5mm	NA	NA	NA	NA	NA
HRC	FOB China	2.5mm	\$465	-10	-10	-30	-60
CRC	FOB China	0.90 mm	\$555	-5	-5	0	-45
<i>Import</i>							
Iron Ore	CNF China	Lumps Fe 64/63%, South Africa	\$96	-2	-4	-9	-12
Iron Ore	CNF China	Fines Fe 62%, Australia	\$97	-2	-4	-9	-11
Pellets	CNF China	6-20mm, BF Grade	\$124	-1	-1	-5	-2
Coking Coal	CNF China	Premium HCC, Australia	NA	NA	NA	NA	NA
Mill Scale	CNF China	70/68%	NA	NA	NA	NA	NA
FeCr	CNF China	HC 60%	¢81/lb	-5	-5	-6	-12
Mn Ore	CNF China	Mn 46% Lumps, Australia	NA	NA	NA	NA	NA
Mn Ore	CNF China	Mn 38%, South Africa	NA	NA	NA	NA	NA
CIS Nations							
<i>Export</i>							
Billet	FOB Black Sea	125*125, BF Grade	\$445	0	0	-5	-31
Slabs	FOB Black Sea	Commercial	NA	NA	NA	NA	NA
Pig Iron	FOB Black Sea	Steel Grade	\$318	-2	-2	0	-42
TMT (Re-Bar)	FOB Black Sea	Commercial	NA	NA	NA	NA	NA
HRC	FOB Black Sea	2.5mm	\$485	0	0	-5	-15
CRC	FOB Black Sea	0.90mm	\$600	-15	-15	-15	-10
Japan/Korea							
<i>Export</i>							
HRC	FOB Korea	2.5mm	\$505	0	NA	0	NA
<i>Import</i>							
FeCr	CNF Japan	HC 60%	¢91/lb	-3	-3	-4	-6






Note:- W-O-W: Week On Week, 1M: Change over last month, 3M: Change over last 3 months, All prices are weekly assessment, Iron Ore are daily assessment

Commodity	Particular	Grade/Size	Price	Change	W-O-W	1M	3M
India							
<i>Export</i>							
Iron Ore	FOB India	Fines, Fe 58/57%	\$60	-1	-1	-7	-5
Billet	FOB India	150*150mm	\$450	-10	NA	-10	NA
Pig Iron	FOB India	Steel Grade	NA	NA	NA	NA	NA
HRC	FOB India	2.5mm	\$535	0	NA	NA	NA
CRC	FOB India	0.9mm	\$625	0	0	-5	-15
SiMn	FOB India	60/14%	\$835	0	+6.8	+54.6	-9.6
FeMn	FOB India	HC 75%	\$941	+4	+7.4	+49	-3.2
FeSi	FOB Bhutan	70-75%	\$1,268	+8	+8	+18	-22
<i>Import</i>							
Iron Ore	CNF India	Lumps Fe 64%, South Africa	NA	NA	NA	NA	NA
Scrap	CNF India	HMS 1&2 ,Middle East	NA	NA	NA	NA	NA
Scrap	CNF India	Shredded, Europe	\$385	0	-2.2	+4.4	-14
Coking Coal	CNF India	Premium HCC, Australia	\$211	0	+5	-6.2	-12.8
Non-Coking Coal	CNF India	RB2 5500 NAR, South Africa	NA	NA	NA	NA	NA
Met Coke	CNF India	62%, China	NA	NA	NA	NA	NA
Pellets	CNF India	6-20mm, BF Grade	NA	NA	NA	NA	NA
Wire Rod	CNF India	5.5mm, China	NA	NA	NA	NA	NA
HRC	CNF India	2.5mm, China	\$495	-10	-10	-30	-60
HRC	CNF India	2.5mm, Korea	\$540	0	NA	0	NA
CRC	CNF India	0.90mm, China	\$575	-5	-5	0	-45
HR Plate	CNF India	A 36	NA	NA	NA	NA	NA
Mn Ore	CNF India	Mn 38%, South Africa	NA	NA	NA	NA	NA
Europe & US							
<i>Export</i>							
Pig Iron	FOB Brazil	Steel Grade	\$405	0	0	-27	-27
<i>Import</i>							
Scrap	CFR Turkey	HMS (80:20), US	\$346	0	0	+4.2	-30.2
HRC	CIF Europe	2.5mm	NA	NA	NA	NA	NA
Middle East & Africa							
<i>Export</i>							
Iron Ore	FoB South Africa	Lumps, Fe 64/63%	NA	NA	NA	NA	NA
Non Coking Coal	FoB South Africa	RB2 5500 NAR	NA	NA	NA	NA	NA
<i>Import</i>							
Billet	CNF Dubai	125*125, China	NA	NA	NA	NA	NA
HRC	CNF Dubai	2.5mm, China	\$500	-15	-15	-20	-55

Note:- W-O-W: Week On Week, 1M: Change over last month, 3M: Change over last 3 months, All prices are weekly assessment, Iron Ore are daily assessment

LIVE TENDERS

COMPANY	TYPE	GRADE	QUANTITY	EXPIRY DATE	LOCATION	VIEW
Aluminium						
Yantra India Limited	Buy	Grade 1 99.7% Primary Aluminum Ingot	476 MT	14 Jan, 2025	 Nagpur, Maharashtra, India	VIEW
TATA TOYO RADIATOR LTD	Sell	Aluminum Scrap	170 MT	13 Jan, 2025	 Pune, Maharashtra, India	VIEW
Ferro Molybdenum						
SAIL	Buy	Ferro Molybdenum	50 MT	15 Jan, 2025	 Bhilai, Chattisgarh, India	VIEW
Ferro Silicon						
SAIL	Buy	Ferro Silicon	600 MT	11 Jan, 2025	 Salem, Tamil Nadu, India	VIEW
Fines/Lumps						
NMDC	Sell	B Rom Fe:65.5%	68,800 MT	08 Jan, 2025	 Dantewada, Chattisgarh, India	VIEW
NMDC	Sell	Iron Ore Fines & Lumps Fines: 64% Lumps: 67%	146,200 MT	08 Jan, 2025	 Dantewada, Chattisgarh, India	VIEW
OMDC	Sell	Iron Ore Fines & Lumps	15,159 MT	09 Jan, 2025	 Keonjhar, Odisha, India	VIEW
SAIL	Sell	Iron Ore Dump Fines	48,000 MT	10 Jan, 2025	 Keonjhar, Odisha, India	VIEW
NMDC	Sell	Iron Ore Fines & Lumps	28,000 MT	09 Jan, 2025	 Bellary, Karnataka, India	VIEW
Galvanized						
Jindal India Limited	Sell	GL Coils	793 MT	10 Jan, 2025	 Howrah, West Bengal, India	VIEW
Melting Scrap						
NALCO	Sell	Melting Scrap	400 MT	14 Jan, 2025	 Angul, Odisha, India	VIEW
NALCO	Sell	Melting Scrap	400 MT	09 Jan, 2025	 Angul, Odisha, India	VIEW
NALCO	Sell	Melting Scrap	222 MT	10 Jan, 2025	 Angul, Odisha, India	VIEW
BelriseIndustriesLimited	Sell	Melting Scrap	265 MT	10 Jan, 2025	 Halol, Gujarat, India	VIEW
Nickel						
India Government Mint	Sell	Pure Nickel Cathode	20 MT	14 Jan, 2025	 Kolkata, West Bengal, India	VIEW
Non Coking						
APMDC	Sell	Non Coking Coal G7	100,000 MT	09 Jan, 2025	 Vijayawada, Andhra Pradesh, India	VIEW
NLC	Sell	Non Coking Coal G14 -100MM	4,000,000 MT	10 Jan, 2025	 Sambalpur, Odisha, India	VIEW
MPPGCL	Sell	Coal Mill Reject	12,936 MT	08 Jan, 2025	 Jabalpur, Madhya Pradesh, India	VIEW
MPPGCL	Sell	Coal Mill Reject	9,671 MT	10 Jan, 2025	 Jabalpur, Madhya Pradesh, India	VIEW
MPPGCL	Sell	Coal Mill Reject	17,827 MT	09 Jan, 2025	 Jabalpur, Madhya Pradesh, India	VIEW
DVC	Sell	Coal Mill Reject	70,000 MT	21 Jan, 2025	 Bokaro, Jharkhand, India	VIEW
NMDC	Sell	Coke Breeze Fines & Dust	64,000 MT	13 Jan, 2025	 Jagdalpur, Chattisgarh, India	VIEW
Pig Iron						

COMPANY	TYPE	GRADE	QUANTITY	EXPIRY DATE	LOCATION	VIEW
NMDC	Sell	Pig Iron	15,000 MT	10 Jan, 2025	 Jagdalpur, Chattisgarh, India	VIEW
Rail						
SAIL	Sell	Rails	8,000 MT	11 Jan, 2025	 Bhilai, Chattisgarh, India	VIEW
Silico Manganese						
SAIL	Buy	Silico Manganese	72,150 MT	15 Jan, 2025	 Durgapur, West Bengal, India	VIEW
Arcelor Mittal	Buy	Silico Manganese	400 MT	11 Jan, 2025	 Hazira, Gujarat, India	VIEW
Arcelor Mittal	Buy	Silico Manganese	3,500 MT	11 Jan, 2025	 Hazira, Gujarat, India	VIEW
Zinc						
KALPATARUPROJECTSINTERNATIONALLIMITED	Sell	Zinc Ingot	98 MT	06 Feb, 2025	 Raipur, Chattisgarh, India	VIEW

[View All](#)



Formerly SteelMint / CoalMint

Contact:

info@bigmint.co

+91 97700 56666

Disclaimer: BigMint has taken due care and caution in compilation of content. Information is just for reference not intended for trading purpose or to address your particular requirement. The content includes facts, views and opinions are of individuals and not that of the BigMint management. We and our content licensors do not guarantee or warrant the accuracy, completeness or timeliness of, or otherwise endorse these views, and opinions. BigMint and its affiliates, or their employees, directors or agents shall not be liable or responsible for any loss or costs or any action whatsoever arising out of use or relying on the spot prices disseminated.