



BIGMINT

Formerly SteelMint / CoalMint

Issue 1300,

Daily Steel Report

HIGHLIGHTS

09 Oct 2024, Wed

[Intel & Insights](#)

[Snap Shot - Global Prices \(USD/MT\)](#)

[Snap Shot - Indian Domestic Prices \(INR/MT\)](#)

[Iron Ore](#)

[Coal](#)

[Scrap & Metallics](#)

[Steel](#)

[Ferro Alloy](#)

[Non Ferrous](#)

[India Domestic Billet Index](#)

[Global Prices - Region Wise](#)

[Live Tenders](#)

INDIA

Iron Ore

India: PELLEX remains firm in recent trade amid supportive market sentiments [READ MORE >](#)

Karnataka: Pellet prices rise sharply by INR 500/t (\$6/t) in Bellary [READ MORE >](#)

India: Buyers book over 50,000 t of iron ore fines in Vedanta-ESL's auction [READ MORE >](#)

India: Karnataka govt invites bids for iron ore mine auction [READ MORE >](#)

India: NMDC to auction over 350,000 t of iron ore from Karnataka [READ MORE >](#)

India: NMDC to auction over 25,000 t of iron ore pellets from Karnataka [READ MORE >](#)

South India-based pellet maker concludes 50,000 t export tender [READ MORE >](#)

India: JSW to auction nearly 100,000 t of iron ore CLO from Odisha [READ MORE >](#)

Coal

India's coking coal port stocks dip by 1.3% in week 40, 2024 [READ MORE >](#)

Scrap & Metallics

South Asia: Imported ferrous scrap offers remain largely stable; Turkish market sees uptick [READ MORE >](#)

India: BigMint's ferrous scrap index rises INR 400/t d-o-d amid supply concerns - 8 Oct [READ MORE >](#)

India: Sponge iron market remains volatile amid limited trade - 8 Oct [READ MORE >](#)

Steel

India: Rising global prices push mills to revive HRC export offers to ME after five-month gap [READ MORE >](#)

Indian DRI, billet and re-bar update - 8 Oct [READ MORE >](#)

India: BigMint's billet index remains range-bound d-o-d amid modest buying - 8 Oct [READ MORE >](#)

India's brand-wise rebar offers from BF and IF route mills - 8 Oct [READ MORE >](#)

India: JSW Steel hikes rebar prices by INR 1,000/t (\$12/t) [READ MORE >](#)

BigMint's daily trade sheet - 7 Oct'24 [READ MORE >](#)

India's HRC-rebar spread remains in reverse gear in H1FY'25. Know why? [READ MORE >](#)

Ferro Alloy

India: Silico manganese export prices surge \$40/t, hit 2-month high [READ MORE >](#)

India: Ferro silicon prices surge amid limited supplies, higher offers [READ MORE >](#)

AM/NS India floats 40 t ferro vanadium purchase tender [READ MORE >](#)

India: SMIORE to auction over 20,000 t of manganese ore [READ MORE >](#)

India: MOIL records 7% y-o-y growth in manganese ore production [READ MORE >](#)

Non Ferrous

India witnesses increase in imported aluminium scrap prices w-o-w [READ MORE >](#)

India: Domestic copper prices inch down d-o-d [READ MORE >](#)

India: NALCO raises primary aluminium ingot prices by INR 3,800/t (\$45/t) [READ MORE >](#)

Base metals prices on LME show varied trends; stocks witness negative movements [READ MORE >](#)

Ship Breaking

South Asian ship recycling markets see mixed fortunes; India gains while Bangladesh struggles [READ MORE >](#)

India: Melting scrap prices remain stable d-o-d in Alang [READ MORE >](#)

CHINA

China: Iron ore spot prices rise \$1/t d-o-d

[READ MORE >](#)

China: Met coke players eye 5th round of price hike

[READ MORE >](#)

China: Shagang Steel hikes ferrous scrap procurement prices by \$21/t

[READ MORE >](#)

China: Steel billet prices inch up by RMB 10/t (\$1/t) despite fall in rebar futures

[READ MORE >](#)

SOUTH ASIA

Pakistan: Imported ferrous scrap index rises \$7/t w-o-w; market still slow on weak rebar demand

[READ MORE >](#)

SOUTH EAST ASIA

Vietnam: Formosa Ha Tinh raises HRC offers for Dec'24 sales

[READ MORE >](#)

Thailand launches anti-dumping investigation into stainless steel CRCs from Vietnam

[READ MORE >](#)

MEA (MIDDLE EAST AFRICA)

Iran: Semi-finished steel exports drop over 20% y-o-y in H1 of current Persian year

[READ MORE >](#)

CIS NATIONS

Ukraine: Ferrexpo's pellet production rises over 40% y-o-y in 9MCY'24

[READ MORE >](#)

Turkiye: Prices of imported ferrous scrap from US, UK edge up in recent deals

[READ MORE >](#)

India's HRC-rebar spread remains in reverse gear in H1FY'25.

Oct 08, 2024 10:09

Know why?

HRCs pressured by imports surge, slack exports Rebars ride pre-poll restocking, production cuts Will market absorb mills' recent price hikes? Morning Brief: The HRC-rebar spread reversed sharply again in September, 2024, after normalising

in the preceding month, reveals BigMint data. Usually, hot rolled coils (HRCs) are sold at a premium to rebars. However, HRCs consistently remained priced lower m-o-m against rebar over April-July, then increased by a mere 1

Continued

SNAP SHOT - GLOBAL PRICES (USD/MT)

Commodity	Particular	Size,Grade	As on	Price	Change	1M	3M
Iron Ore Fines ¹	China Imports	Fines, Fe 62%	08 Oct 11.07 IST	\$109	+1	+18	0
Iron Ore ¹	Indian Imports	Lumps, Fe 64%	01 Oct 14.42 IST	\$117	+15	+6.5	-5.5
Pellets (Brazil) ²	China Imports	6-20 mm, Fe 65%	25 Sep 17.58 IST	\$116	+3	-7	-13
Pellets (India) ²	China Imports	6-20 mm, Fe 63%	04 Oct 18.36 IST	\$114.5	-3.5	+15.5	-1
Coking ²	Australia Exports	Premium HCC	08 Oct 11.14 IST	\$203	-2	+21.6	-33
Non Coking ²	India Imports	RB2, S.Africa	08 Oct 13.59 IST	\$106.5	0	+2	-2.7
Graphite Electrode ²	China Exports	600mm, UHP	08 Oct 10.56 IST	15,100 RMB/t	+200	-100	-1,050
Scrap ²	India Imports	Shredded	08 Oct 18.52 IST	\$405	+1	+12	-10.2
Scrap ²	Turkey Imports	HMS 80:20	08 Oct 18.52 IST	\$386	+1	+15.8	-4.8
Scrap ²	Pakistan Imports	Shredded	08 Oct 18.52 IST	\$407	+1	+7.8	-22.33
Scrap ²	Bangladesh Imports	Shredded	08 Oct 18.52 IST	\$407	0	+5.2	-18.75
Scrap (Ship Breaking) ²	India Imports	Containers	08 Oct 12.08 IST	\$510	0	0	-20
Billet ²	India Exports	150*150, 3SP/4SP	04 Oct 19.13 IST	\$470	+5	-20	NA
Billet ²	Russia Exports	130*130, 3SP	08 Oct 18.36 IST	\$470	+10	+10	-30
Billet ²	Iran Exports	130*130, 3SP	08 Oct 18.36 IST	\$454	0	-11	-24
Billet ²	Philippines Import	150*150, 3SP	08 Oct 18.32 IST	\$505	0	+47.5	+11
Sponge Iron ²	India Exports	-	-	-	-	-	-
Pig Iron ²	Russia Exports	Steel Grade	05 Oct 13.56 IST	\$348	-4	-34	-67
HRC ²	China Exports	3-12mm, SS400	08 Oct 18.41 IST	\$540	+30	+90	+30
Wire Rod ²	Nepal Import	5.5-6.0mm, Commercial Grade	05 Oct 13.21 IST	\$555	+15	+30	+17
HRC ²	India Exports	2.5 mm, SAE1006	23 Apr 18.30 IST	\$560	0	-15	-40
HRC ²	South Korea Exports	1.6-2.5mm, SAE 1006	08 Oct 18.41 IST	\$500	0	NA	-50
HRC (China) ²	Vietnam Imports	2-3mm, SAE 1006	08 Oct 18.44 IST	\$545	+45	+75	+20
HRC (China) ²	Dubai Imports	2-3mm, SAE 1006	08 Oct 18.44 IST	\$545	+45	+75	+20
CRC ²	India Exports	0.9 mm, IS 513 Gr.O	01 Oct 18.35 IST	\$625	-10	-20	-55
CRC ²	China Exports	0.90mm, SPCC	01 Oct 18.35 IST	\$565	+40	+45	-5
HR Plate ²	China Exports	5-10mm, SS 400	01 Oct 18.32 IST	\$510	+30	+35	-25
GP ²	China Exports	DX51D+z80, Width 1,000-1,500 mm, thickness 0.5-2mm	03 Oct 17.42 IST	\$610	+25	+25	-20
Silico Manganese ²	India Exports	25-150 mm, HC 65-16	08 Oct 18.38 IST	\$942	+4	+26.4	-54
Ferro Chrome ²	China Import	10-150mm, HC 60%	01 Oct 18.31 IST	¢93 /lb	-1	-2	-5
Manganese Ore ²	India Imports	Lumps, Mn 37%,	05 Oct 11.44 IST	\$3.9 /dmtu	0	-0.1	-1.4
Ferro Manganese ²	India Exports	25-150 mm, HC 75%	08 Oct 18.40 IST	\$943	0	+8	-82.4
Ferro Silicon ²	Bhutan Exports	10-50 mm, FeSi 70%	07 Oct 18.47 IST	\$1,290	+40	+140	+75

1-Daily Assessment, 2-Weekly Assessment, 3-Monthly Assessment, W-O-W: Week On Week, 1M: Change over last month, 3M: Change over last 3 months

India: Silico manganese export prices surge \$40/t, hit 2-month high

Oct 08, 2024 19:34

High raw material costs boost export offers Smelters flush with domestic orders till mid-NovExport prices of Indian silico manganese of various grades surged by \$40/tonne (t) w-o-w to a two-month high, fuelled by rising inquiries from key

importers and a hike in prices of imported manganese ore, a critical raw material in producing the same.Additionally, with most producers booked till mid-November 2024 in domestic orders, the market is experiencing limited availability for e

Continued

SNAP SHOT - INDIAN DOMESTIC PRICES (INR/MT)

Commodity	Particular	Size,Grade	As on	Price	Change	1M	3M
Fines/lumps ²	Iron Ore Index	5-18 mm, Fe 63%, DR Grade	05 Oct 13.51 IST	6,500	+ 600	+ 850	+ 150
Fines/lumps ²	Iron Ore Index	0-10 mm, Fe 63%	05 Oct 13.51 IST	5,100	+ 400	+ 700	+ 350
Iron Ore ³	NMDC	6-40 mm, Fe 65.5%	01 Oct 12.51 IST	5,750	NA	NA	NA
Iron Ore ³	NMDC	0 -10 mm, Fe 64%	01 Oct 12.51 IST	5,010	NA	NA	NA
Pellets ²	Raipur	6-20 mm, Fe 63%,	08 Oct 18.40 IST	10,200	0	+ 1,600	+ 950
Pellets ²	Bellary	6-20 mm, Fe 63%	08 Oct 18.40 IST	10,600	+ 500	+ 1,200	+ 800
Met Coke ²	Ex-India (East)	25-90 mm, Blast Furnace-grade	01 Oct 17.44 IST	33,300	0	- 800	- 1,500
Graphite Electrode ³	Ex-India	600mm, UHP	17 Sep 11.31 IST	335,000	NA	NA	+ 10,000
Mill Scale ²	FoR-Kandla	Fines, Fe 70/68%	05 Oct 13.41 IST	6,950	+ 50	+ 500	+ 250
Hms ¹	Ex-Mumbai	HMS	08 Oct 17.43 IST	34,000	0	+ 1,500	+ 1,200
Hms ¹	Ex-Alang	HMS	08 Oct 17.43 IST	35,300	0	+ 1,300	- 700
Pig Iron ¹	Ex-Durgapur	Steel Grade	08 Oct 17.27 IST	40,200	+ 400	+ 4,400	+ 2,200
Pig Iron ¹	Ex-Ludhiana, Foundary	Foundry Grade	08 Oct 13.22 IST	43,200	0	+ 500	+ 200
Sponge Pellet ¹	Ex-Raipur	Lumps, FeM 80%, +/-1	08 Oct 17.31 IST	28,800	- 100	+ 4,100	+ 3,000
Billet ¹	Ex-Mumbai	100x100mm, IS 2831	08 Oct 17.45 IST	45,000	- 200	+ 4,700	+ 3,000
Billet ¹	Ex-Raipur	100x100mm, IS 2831	08 Oct 17.45 IST	41,950	0	+ 4,500	+ 2,350
TMT (Re-Bar) Secondary mills ¹	Ex-Mumbai	12-25mm, IF Route, Fe 500, IS 1786	08 Oct 13.41 IST	49,700	0	+ 4,000	+ 2,900
TMT (Re-Bar) Secondary mills ¹	Ex-Delhi/NCR	12-25mm, IF Route, Fe 500, IS 1786	08 Oct 13.41 IST	49,000	+ 200	+ 4,700	+ 1,900
TMT (Re-Bar) ²	Ex-Mumbai	12-32mm, BF Route , IS 1786 Fe 500D	04 Oct 17.32 IST	52,400	+ 1,900	+ 1,800	- 1,900
Structure ¹	Ex-Mumbai	40x40 Angle, IF Route, IS 2062/2011 E-250 Gr A	08 Oct 10.35 IST	51,900	0	+ 3,800	+ 2,400
Wire Rod ¹	Ex-Raipur	5.5 mm, SWRY 14 LC Gr 3, Induction route	08 Oct 17.28 IST	46,300	- 200	+ 5,100	+ 2,500
HRC ²	Ex-Delhi	2.5-8mm / CTL, IS2062, Gr E250 Br.	08 Oct 17.59 IST	48,500	+ 500	+ 350	- 3,800
HRC ²	Ex-Mumbai	2.5-8mm / CTL, IS2062, Gr E250 Br.	08 Oct 17.59 IST	48,600	+ 200	+ 100	- 3,500
CRC ²	Ex-Delhi	0.90mm / CTL, IS 513, CR1	08 Oct 18.04 IST	56,500	0	- 150	- 4,300
CRC ²	Ex-Mumbai	0.90mm / CTL, IS 513, CR1	08 Oct 18.04 IST	55,600	- 200	- 450	- 4,150
HR Plate ²	Ex-Mumbai	5-10mm, Gr E250 Br.	03 Oct 18.06 IST	49,000	0	- 1,500	- 5,300
GP ²	Ex-Mumbai	0.8mm / CTL, 120 GSM, IS277	03 Oct 17.56 IST	57,000	- 200	- 3,300	- 6,500
Silico Manganese ²	Ex-Raipur	25-150 mm, HC 60-14	08 Oct 18.41 IST	70,200	- 100	+ 3,800	+ 560
Ferro Manganese ²	Ex-Raipur	25-150 mm, HC 70%	08 Oct 18.43 IST	72,000	+ 100	+ 290	- 6,020
Ferro Chrome ²	Ex-Jajpur	10-150mm, HC 60%, Si- 4%	04 Oct 10.26 IST	111,300	+ 300	+ 4,100	+ 1,275
Manganese Ore ²	Ex Balaghat, MOIL	Lumps, Mn 37%, Fe 7.5%	01 Oct 15.52 IST	13,517	+ 643	+ 643	NA
Chrome Ore ²	Ex-Odisha OMC, E-auction	Lumps, Friable 48-50%	20 Sep 14.29 IST	26,864	+ 3,143	+ 3,143	NA

*Basic Price GST @ 18% extra

1-Daily Assessment, 2-Weekly Assessment, 3-Monthly Assessment, W-O-W: Week On Week, 1M: Change over last month, 3M: Change over last 3 months

Iron Ore

Iron Ore (India)

Particular/Delivery	Size/Grade	Delivery	As On	Price	Change	1M	3M
Indian prices (in INR/MT)							
Odisha Iron Ore Index	5-18 mm, Fe 63%, DR Grade	Ex-mines	05 Oct 13.51 IST	6,500	+ 600	+ 850	+ 150
	10-30mm, Fe 63%, BF Grade	Ex-mines	05 Oct 13.51 IST	5,800	+ 450	+ 750	+ 300
	0-10 mm, Fe 63%	Ex-mines	05 Oct 13.51 IST	5,100	+ 400	+ 700	+ 350
	0-10mm, Fe 60%	Ex-mines	05 Oct 13.51 IST	4,350	+ 450	+ 650	+ 550
	0-5mm, Fe 57%	Ex-mines	03 Oct 18.27 IST	2,800	+ 50	+ 400	0
	5-18 mm, Lumps, Fe 60%	Ex-mines	05 Oct 13.51 IST	5,600	+ 300	+ 600	+ 200
	10-30 mm, lumps, Fe 60%	Ex-mines	05 Oct 13.51 IST	5,000	+ 500	+ 600	+ 100
	0-10mm, Fe 62%	Ex-mines	05 Oct 13.51 IST	4,800	+ 300	+ 600	+ 300
OMC Daitari	10-40 mm, Fe 62%	Ex-Mines	20 Sep 11.34 IST	5,360	+ 150	+ 150	- 400
OMC Kurmitar (Koira)	0 -5 mm, Fe 62-60%	Ex-Mines	20 Sep 11.34 IST	3,800	+ 300	+ 300	- 300
	10-40 mm, Fe 62%	Ex-Mines	20 Sep 11.34 IST	5,000	- 150	- 150	- 550
OMC Gandhamardan	0 -5 mm, Fe 62-60%	Ex-Mines	20 Sep 11.34 IST	3,750	+ 300	+ 300	- 300
	10-40 mm, Fe 62%	Ex-Mines	20 Sep 11.34 IST	4,650	+ 50	+ 50	- 300
OMC Daitari	0 -5 mm, Fe 62-64%	Ex-Mines	20 Sep 11.34 IST	4,750	+ 750	+ 750	- 1,000
OMC Guali	5-18 mm, Fe 62%	Ex-mines	20 Sep 11.34 IST	5,255	+ 150	+ 150	- 350
	Fines -5 mm, Fe 60-62%	Ex-mines	20 Sep 11.34 IST	4,250	+ 150	+ 150	- 300
OMC Jilling	5-18 mm, Fe 62%	Ex-mines	20 Sep 11.34 IST	5,850	+ 150	+ 150	- 300
	Fines -5 mm, Fe 60-62%	Ex-mines	20 Sep 11.34 IST	4,350	+ 100	+ 100	- 300
NMDC, Chhattisgarh	10-150 mm, Fe 65.5%	F.O.R Siding	01 Oct 12.51 IST	5,720	NA	NA	NA
	6-40 mm, Fe 65.5%	F.O.R Siding	01 Oct 12.51 IST	5,750	NA	NA	NA
	0 -10 mm, Fe 64%	F.O.R Siding	01 Oct 12.51 IST	5,010	NA	NA	NA
	10-40 mm, Fe 67%, DR CLO	F.O.R Siding	01 Oct 12.51 IST	6,720	NA	NA	NA
Chandrapur, Maharashtra	0-10mm, Fe 63%	FoR Ballarshah	04 Oct 18.48 IST	5,450	+ 300	+ 400	- 650
Ex-Bellary	0-10 mm, Fe 62%	Ex-Mines	03 Oct 18.24 IST	4,850	+ 100	+ 350	- 350
	0-10 mm, Fe 57%	Ex-Mines	03 Oct 18.24 IST	2,800	+ 100	+ 150	- 450
Karnataka e-auction	Lumps 10-20mm, Fe 63%	Ex-Mines	31 Aug 14.18 IST	4,400	+ 100	+ 100	- 450
	Fines 0 -5 mm, Fe 60%	Ex-Mines	31 Aug 14.18 IST	3,400	+ 200	+ 200	- 300

Pellets (India)

Indian prices (in INR/MT)							
Ex-Barbil	6-20 mm, Fe 63%, (+/- 0.5%)	FOR Siding	08 Oct 18.40 IST	8,100	0	+ 1,075	+ 600
Ex-Durgapur	6-20 mm, Fe 63%, (+/- 0.5%)	Ex-Works	08 Oct 18.40 IST	9,150	+ 50	+ 1,450	+ 750
Ex-Jamshedpur	6-20 mm, Fe 63%	Ex-Works	08 Oct 18.40 IST	9,000	+ 400	+ 1,275	+ 850
Ex-Jharsugda	6-20 mm, Fe 63%, (+/- 0.5%)	Ex-Works	08 Oct 18.40 IST	9,350	+ 150	+ 1,800	+ 1,350
Ex-Raipur	6-20 mm, Fe 63%, (+/- 0.5%)	Ex-Works	08 Oct 18.40 IST	10,200	0	+ 1,600	+ 950
Ex-Kandla	6-20 mm, Fe 64/63%	DAP	08 Oct 18.40 IST	11,200	0	+ 1,300	+ 200
Ex-Bellary	6-20 mm, Fe 63%	Ex-Works	08 Oct 18.40 IST	10,600	+ 500	+ 1,200	+ 800

Weekly Assessment, GST @ 5% extra., Barbil and Kandla - Prices Loaded to Wagons

Concentrates (India)

Indian prices (in INR/MT)							
Ex-Jabalpur	-45 micron, Fe 63%	Ex-works	05 Oct 13.38 IST	4,200	0	+ 350	- 50

Iron Ore (Global)

Global prices (in USD/MT)							
CNF China	Fines, Fe 61.5% (Australia Origin)	-	08 Oct 11.07 IST	\$107	+ 1	+ 18	0
CNF China	Fines, Fe 62% (Australia Origin)	-	08 Oct 11.07 IST	\$109	+ 1	+ 18	0
CNF China	Fines, Fe 62.5% (Brazil Origin)	-	08 Oct 11.31 IST	\$113	+ 9	+ 20	+ 2
CNF China	Fines, Fines 63/62% (India origin)	-	08 Oct 11.31 IST	\$106	+ 7	+ 18	+ 9
CNF China	Lumps, Fe 64/63% (South Africa Origin)	-	08 Oct 11.31 IST	\$111	+ 9	+ 19	+ 2
CNF China	Lumps, USD/dmtu	-	08 Oct 11.07 IST	\$0.135	0	- 0.0025	- 0.0675
CNF China	Fines, Fe 55% (India Origin)	-	07 Oct 18.17 IST	\$74	0	+ 15.25	+ 7.5

CNF China	Fines, Fe 56% (India Origin)	-	07 Oct 18.17 IST	\$77	0	+ 15.25	+ 7.5
CNF China	Fines, Fe 57% (India origin)	-	07 Oct 18.17 IST	\$80	0	+ 15.25	+ 7.5
CNF India	Lumps, Fe 64% (South Africa origin)	-	01 Oct 14.42 IST	\$117	+ 15	+ 19	- 4
FOB India	Fines, Fe 57% (India origin)	-	07 Oct 18.19 IST	\$67	0	+ 16.5	+ 7

Prices on DMT basis (Daily Assessment) , India- Single Port Loading , FOB prices including demurrage , June to November: Moisture@ 10% , December to May: Moisture@ 8% , Or, actual moisture as per cargo certificate submitted by shipper to be adjusted

Pellets (Global)

Global prices (in USD/MT)							
CNF China	6-20 mm, Fe 63% (India Origin)	-	04 Oct 18.36 IST	\$114.5	- 3.5	+ 15.5	- 1
	6-20 mm, Fe 65% (Brazil Origin)	-	25 Sep 17.58 IST	\$116	+ 3	+ 1	- 13
FOB India	6-20 mm, Fe 63%	-	04 Oct 18.37 IST	\$101.5	- 3.5	+ 15.5	- 0.5
	5-20mm, Fe 63%	-	26 Sep 12.25 IST	\$7	- 0.1	- 0.75	- 0.25
CNF China	6-20mm	-	26 Sep 12.25 IST	\$16	0	- 0.9	+ 0.35

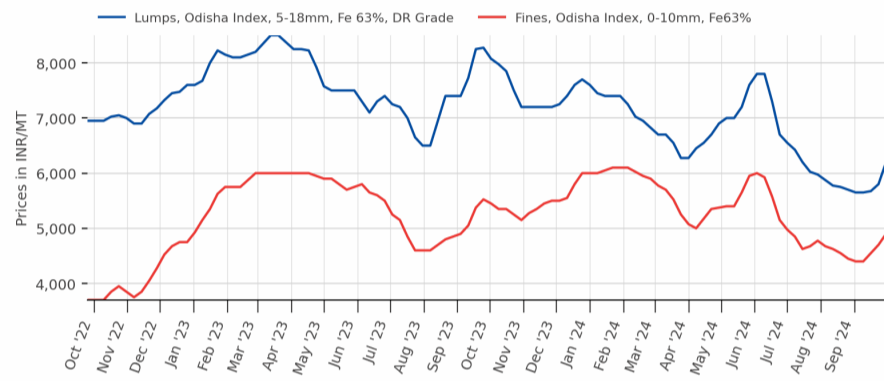
Note:- W-O-W: Week On Week, 1M: Change over last month, 3M: Change over last 3 months

Iron Ore Fines, CNF Rizhao China

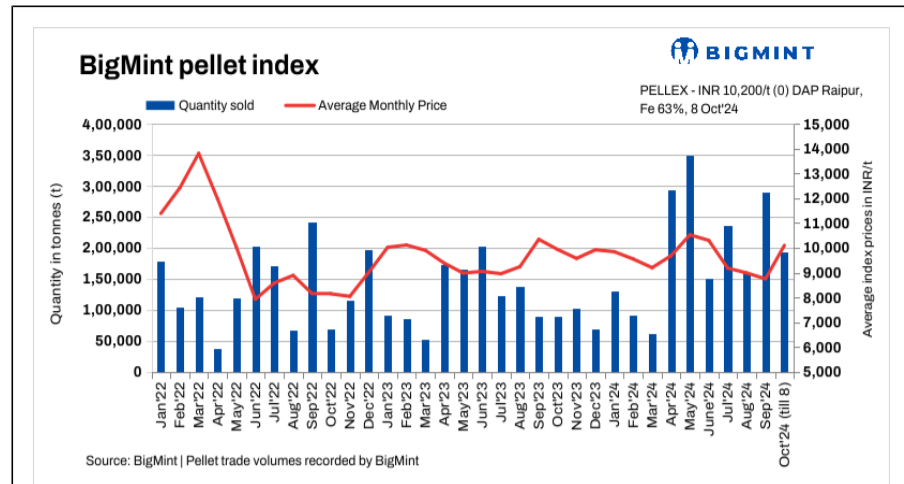


Source:BigMint

Odisha Iron Ore Price Index (Lumps & Fines)



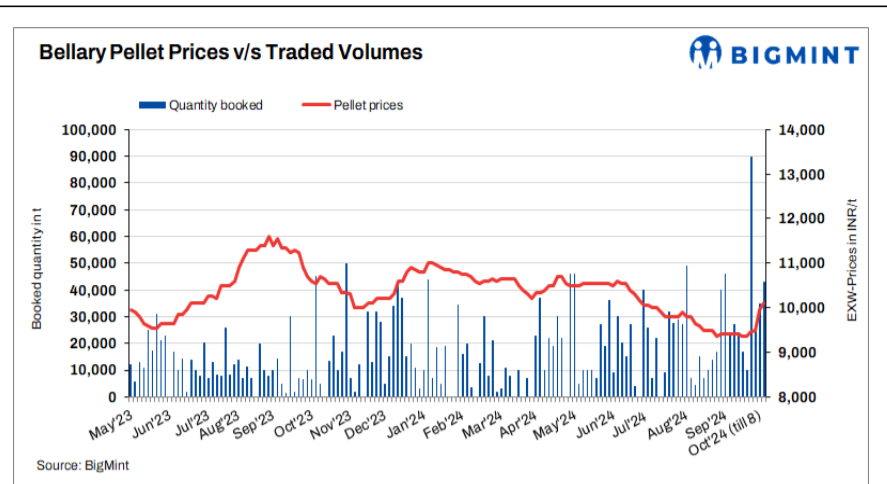
Source:BigMint



India: PELLEX remains firm in recent trade amid supportive market sentiments

2024-10-08

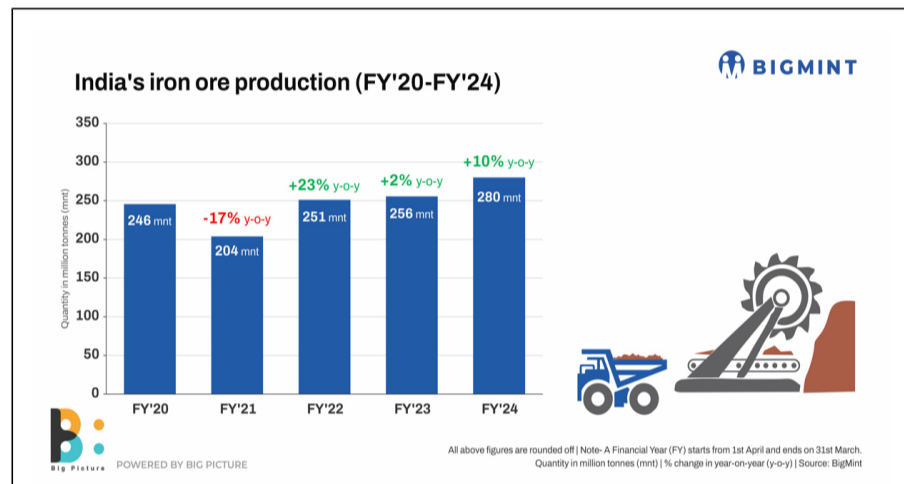
[READ MORE](#)



Karnataka: Pellet prices rise sharply by INR 500/t (\$6/t) in Bellary

2024-10-08

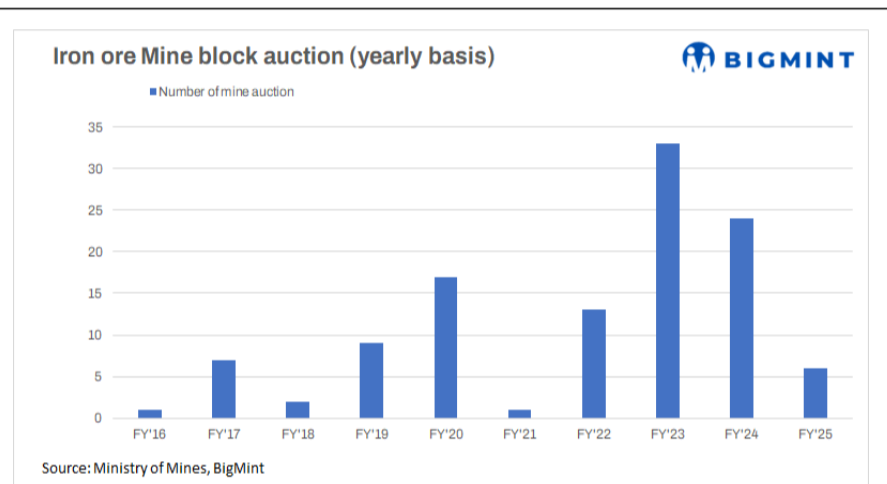
[READ MORE](#)



India: Buyers book over 50,000 t of iron ore fines in Vedanta-ESL's auction

2024-10-08

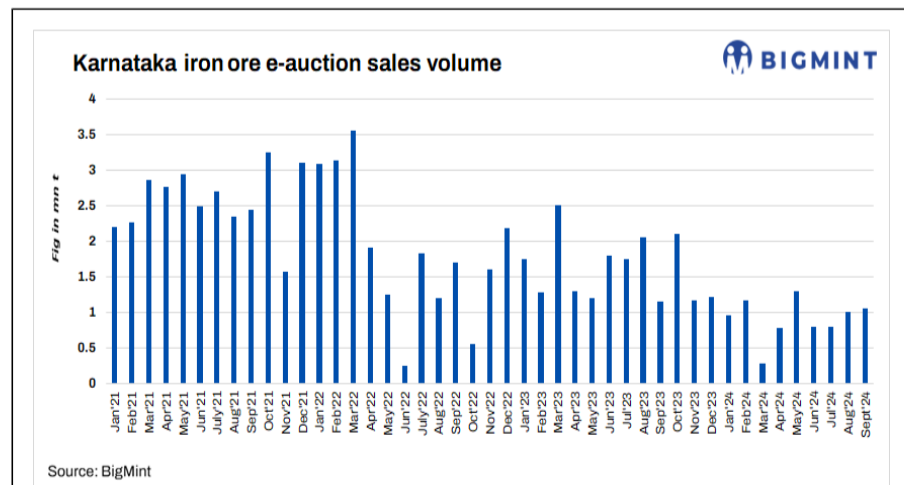
[READ MORE](#)



India: Karnataka govt invites bids for iron ore mine auction

2024-10-08

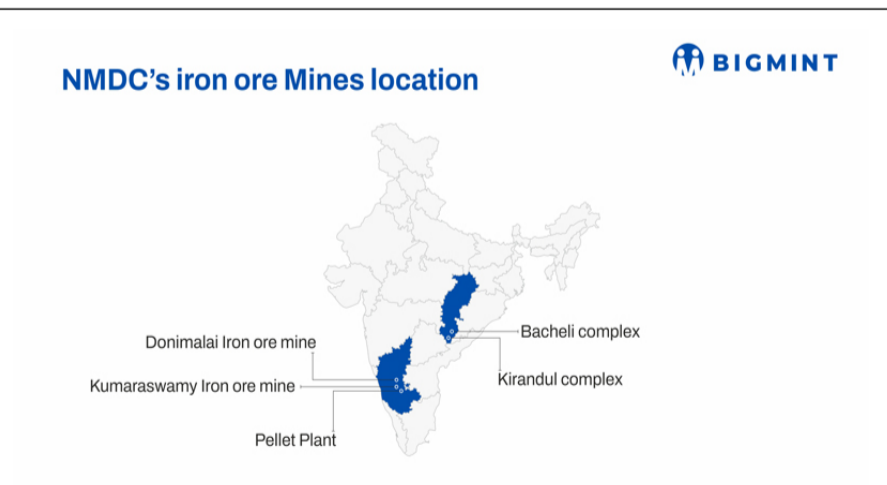
[READ MORE](#)



India: NMDC to auction over 350,000 t of iron ore from Karnataka

2024-10-08

[READ MORE](#)



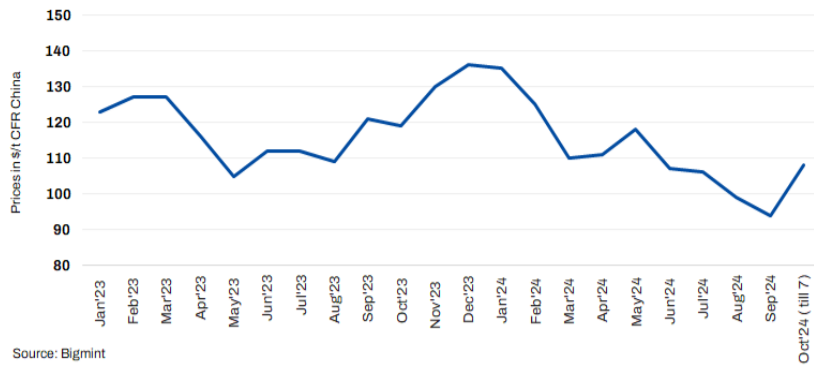
India: NMDC to auction over 25,000 t of iron ore pellets from Karnataka

2024-10-08

[READ MORE](#)

Fe 62% Australian iron ore fines

Iron ore fines Fe 62% \$109.10/dmt (1) CFR China 7 Oct'24



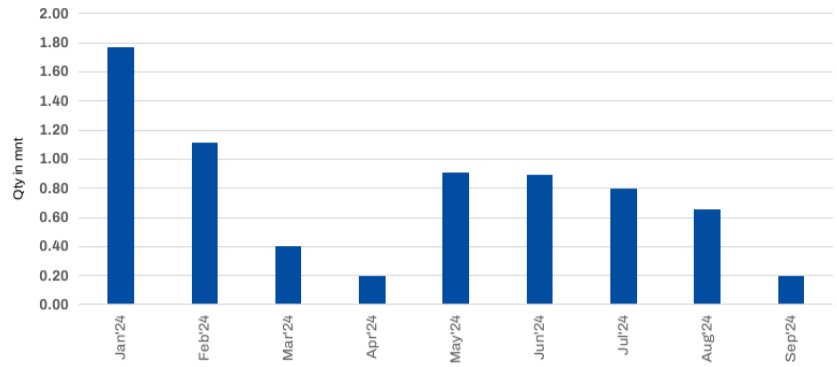
Source: BigMint

China: Iron ore spot prices rise \$1/t d-o-d

2024-10-08

READ MORE

India pellet export in CY'24 (till Sep)



Source: BigMint

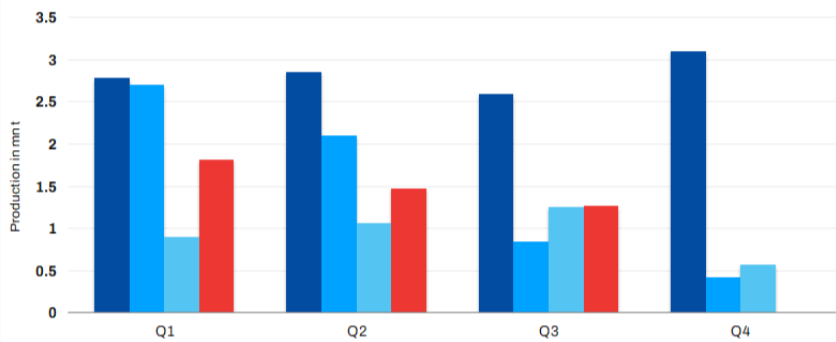
South India-based pellet maker concludes 50,000 t export tender

2024-10-08

READ MORE

Ferrexpo Plc Pellet Production

■ CY21 ■ CY22 ■ CY23 ■ CY24



Source: BigMint

Ukraine: Ferrexpo's pellet production rises over 40% y-o-y in 9MCY'24

2024-10-08

READ MORE

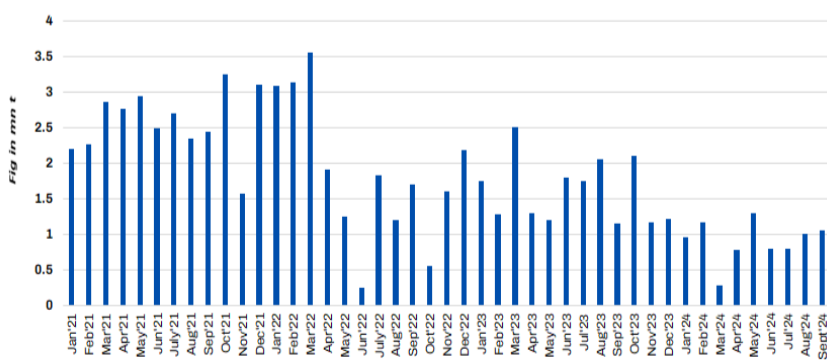


India: JSW to auction nearly 100,000 t of iron ore CLO from Odisha

2024-10-08

READ MORE

Karnataka iron ore e-auction sales volume



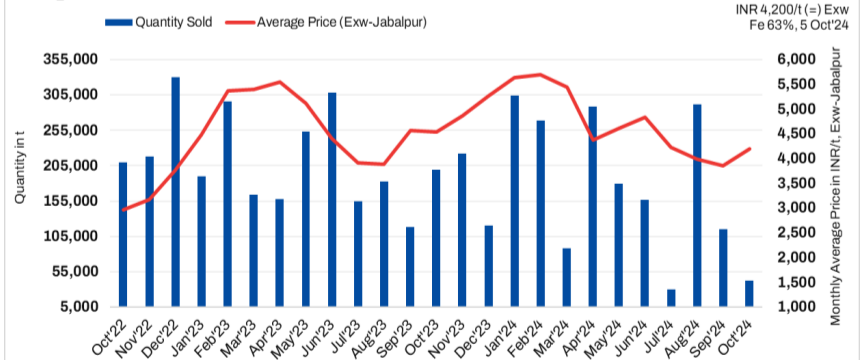
Source: BigMint

India: SMIORE to auction over 35,000 t of iron ore from Karnataka

2024-10-07

READ MORE

BigMint Iron Ore Concentrate Index



Source: BigMint | Note: Iron ore concentrate trade volumes recorded by BigMint

India: Iron ore concentrate prices stay supported in recent deal

2024-10-05

READ MORE

Coal

Non Coking (India)

Particular/Delivery	Size/Grade	Delivery	As On	Price	Change	1M	3M
Indian prices (in INR/MT)							
Ex-Gangavaram	RB2 (5500 NAR), S.Africa	Ex-Port	08 Oct 17.01 IST	9,500	-100	+100	-300
	RB3 (4800 NAR), South Africa	Ex-Port	08 Oct 17.01 IST	7,700	0	+100	-100

Met Coke (India)

Indian prices (in INR/MT)							
Ex-Jajpur	25-90 mm, Blast Furnace-grade	Ex-Yard	01 Oct 17.44 IST	33,300	0	-800	-1,500
Ex-Gandhidham	25-90 mm, Blast Furnace-grade	Ex-Yard	01 Oct 17.44 IST	29,600	0	-1,200	-3,500

Coking (Global)

Global prices (in USD/MT)							
CNF India	0-40mm, HCC 64 Mid Vol, Australia	-	08 Oct 11.11 IST	\$185	-1	+13.2	-39.2
	0-40mm, Premium HCC, Australia	-	08 Oct 11.11 IST	\$219	-1	+21.8	-34
	Low Vol PCI, Australia	-	08 Oct 11.11 IST	\$175	+12	+11.6	-40
FOB Australia	0-40mm, Low Vol PCI	-	08 Oct 11.14 IST	\$160	+13	+12.4	-38
	HCC 64 Mid Vol	-	08 Oct 11.14 IST	\$169	-1	+13.2	-39.2
	Premium HCC	-	08 Oct 11.14 IST	\$203	-2	+21.6	-33

Non Coking (Global)

Global prices (in USD/MT)							
CNF India	RB1 (6000 NAR), S.Africa	-	08 Oct 13.59 IST	\$118	0	-1.5	-4.2
	RB2 (5500 NAR), S.Africa	-	08 Oct 13.59 IST	\$106.5	0	+2	-2.7
	RB3 (4800 NAR), S.Africa	-	08 Oct 13.59 IST	\$86	0	-0.5	-3.2
FOB South Africa	RB1 (6000 NAR)	-	08 Oct 14.00 IST	\$102	0	+0.1	-3.2
	RB2 (5500 NAR)	-	08 Oct 14.00 IST	\$91	0	+1.4	-1.2
	RB3 (4800 NAR)	-	08 Oct 14.00 IST	\$71	0	+0.4	-1.2

Met Coke (Global)

Global prices (in USD/MT)							
FOB China	25-90mm, 64% CSR	-	03 Oct 17.09 IST	\$260	+11	+10	-19
CNF India	25-90mm, 64% CSR, China	-	03 Oct 17.15 IST	\$268	+6	+6	-31
	64% CSR, Japan origin	-	03 Oct 17.15 IST	\$354	0	-1	-6

Note:- W-O-W: Week On Week, 1M: Change over last month, 3M: Change over last 3 months

Scrap & Metallic

Sponge (India)

Region	Particular	Sponge Iron (C-DRI)				Pellet Sponge (P-DRI)			
		Price	Change	W-O-W	1M	Price	Change	W-O-W	1M
Indian prices (in INR/MT) As on 08 Oct 2024									
North India	Mandi Gobindgarh	33,500	+ 200	+ 1,500	+ 3,700	-	-	-	-
East India	Durgapur	30,100	+ 300	+ 900	+ 3,600	28,000	+ 200	+ 800	+ 3,500
East India	Rourkela	29,800	+ 300	+ 850	+ 4,000	-	-	-	-
Central India	Raigarh	30,450	+ 150	+ 550	+ 4,400	28,450	+ 150	+ 550	+ 4,400
Central India	Raipur	32,800	- 150	+ 700	+ 3,700	28,800	- 100	+ 700	+ 4,100
South India	Bellary	28,900	+ 50	+ 600	+ 2,650	27,800	0	+ 500	+ 2,600
Eastern India	Ramgarh	29,900	0	+ 900	+ 3,300	27,900	+ 50	+ 1,000	+ 3,350
East India	Jharsugda	-	-	-	-	27,300	- 100	+ 400	+ 4,000
South India	Hyderabad	-	-	-	-	28,600	0	+ 600	+ 2,700

All prices are basic, GST extra.

Pig Iron (India)

Particular/Delivery	Size/Grade	Delivery	As On	Price	Change	1M	3M
Indian prices (in INR/MT)							
DAP-Ludhiana	Steel Grade	DAP	08 Oct 17.27 IST	40,300	0	+ 1,850	- 100
Ex-Bokaro	Steel Grade	Ex-Plant,Bokaro	20 Sep 16.14 IST	34,950	- 950	- 950	- 2,400
Ex-Burnpur	Steel Grade	Ex-Plant,Burnpur	31 May 16.00 IST	40,500	- 2,500	0	0
Ex-Durgapur	Steel Grade	Ex-Works	08 Oct 17.27 IST	40,200	+ 400	+ 4,400	+ 2,200
		Ex-Plant,Durgapur	06 Sep 19.25 IST	35,150	- 350	0	- 1,850
Ex-Rourkela	Steel Grade	Ex-Plant,Rourkela	07 Oct 16.51 IST	38,850	+ 1,100	+ 3,400	+ 2,250
Ex-Bhilai	Steel Grade	Ex-Plant,Bhilai	25 Sep 17.49 IST	36,750	- 1,250	- 1,250	- 1,250
DAP-Raigarh	Steel Grade	DAP	08 Oct 17.27 IST	39,700	+ 100	+ 3,350	+ 1,650
DAP-Raipur	Steel Grade	DAP	08 Oct 17.27 IST	39,700	0	+ 3,200	+ 1,500
DAP-Hyderabad	Steel Grade	DAP	08 Oct 13.28 IST	38,800	+ 100	+ 1,200	+ 600
DAP-Delhi	Foundry Grade	DAP	08 Oct 13.22 IST	43,400	0	+ 400	+ 400
DAP-Ludhiana	Foundry Grade	DAP	08 Oct 13.22 IST	43,200	0	+ 500	+ 200
Ex-Durgapur	Foundry Grade	Ex-Works	08 Oct 13.22 IST	42,500	0	+ 1,000	- 1,000
Ex-Kharagpur	Foundry Grade	Ex-Works	08 Oct 13.22 IST	42,500	0	+ 1,000	- 1,000
DAP-Ahmedabad	Foundry Grade	DAP	08 Oct 13.22 IST	45,000	0	0	- 800
DAP-Kolhapur	Foundry Grade	DAP	08 Oct 13.22 IST	45,500	0	0	- 500

Indian pig iron price assessment frequency has been increased from weekly to daily basis.

Re - Rolling Scrap (India)

Indian prices (in INR/MT)							
Ex-Alang	19-22mm(12 ANE), Ship Breaking	Ex-Yard	08 Oct 11.01 IST	41,800	0	+ 600	- 1,700
	15-18mm(10 ANE), Ship Breaking	Ex-Yard	08 Oct 11.01 IST	41,800	0	+ 600	- 1,600
	1 Inch, Ship Breaking	Ex-Yard	08 Oct 11.01 IST	41,800	0	+ 600	- 1,700
	12-14mm(8 ANE), Ship Breaking	Ex-Yard	08 Oct 11.01 IST	41,300	0	+ 600	- 1,500
	5-10 KG, Ship Breaking	Ex-Yard	08 Oct 11.01 IST	40,800	0	+ 1,100	- 1,000
	9-11mm(6 ANE), Ship Breaking	Ex-Yard	08 Oct 11.01 IST	39,800	0	+ 600	- 1,500
	2-5 KG, Ship Breaking	Ex-Yard	08 Oct 11.01 IST	39,800	0	+ 1,100	- 1,000
	6-8mm(4 ANE), Ship Breaking	Ex-Yard	08 Oct 11.01 IST	38,800	0	+ 600	- 1,500
	1-2 KG, Ship Breaking	Ex-Yard	08 Oct 10.30 IST	37,000	0	+ 1,800	- 200
	Attachment, Ship Breaking	Ex-Yard	08 Oct 10.30 IST	36,800	0	+ 1,800	- 200
	HMS(80:20), Ship Breaking	Ex-Yard	08 Oct 10.30 IST	35,300	0	+ 1,300	- 700

Melting Scrap (India)

Particular/Delivery	Size/Grade	Delivery	As On	Price	Change	1M	3M
Indian prices (in INR/MT)							
Ex-Ludhiana	CR Busheling (Loose)	DAP	08 Oct 17.43 IST	39,900	+ 400	+ 2,600	+ 200
	End Cutting	DAP	08 Oct 17.43 IST	38,800	+ 400	+ 2,500	+ 100
	Turning Boring Scrap	DAP	08 Oct 17.43 IST	35,700	+ 600	+ 2,700	- 400
	CI Scrap, Mixed Size	DAP	08 Oct 17.43 IST	38,700	+ 300	+ 300	- 200
Ex-Mandi	End Cutting	DAP	08 Oct 17.43 IST	39,300	+ 400	+ 2,700	+ 300
	CR Busheling (Loose)	DAP	08 Oct 17.43 IST	40,200	+ 400	+ 2,600	+ 100
	LMS (Light Melting Scrap)	DAP	08 Oct 17.43 IST	34,300	+ 300	+ 3,000	+ 200
	HMS(80:20)	DAP	08 Oct 17.43 IST	36,100	+ 300	+ 2,800	- 300
Ex-Durgapur	HMS(80:20)	DAP	08 Oct 17.43 IST	35,600	+ 150	+ 2,100	+ 150
Ex-Raipur	End Cutting	DAP	08 Oct 17.43 IST	37,700	+ 200	+ 2,250	- 50
	HMS(80:20)	DAP	08 Oct 17.43 IST	35,700	+ 200	+ 2,250	- 50
Ex-Ahmedabad	CR Busheling (Bundle)	DAP	08 Oct 17.43 IST	38,800	0	+ 1,300	0
	HMS(80:20)	DAP	08 Oct 17.43 IST	34,500	0	+ 1,500	- 200
Ex-Alang	HMS(80:20)	Ex-Yard	08 Oct 17.43 IST	35,300	0	+ 1,300	- 700
Ex-Jalna	CR Busheling (Loose)	DAP	08 Oct 17.43 IST	37,100	0	+ 1,100	+ 800
	HMS(80:20)	DAP	08 Oct 17.43 IST	34,100	0	+ 1,100	+ 900
Ex-Mumbai	HMS(80:20)	DAP	08 Oct 17.43 IST	34,000	0	+ 1,500	+ 1,200
Ex-Chennai	CR Busheling (Bundle)	DAP	08 Oct 17.43 IST	35,300	0	0	- 1,000
	HMS(90:10)	DAP	08 Oct 17.43 IST	34,000	0	- 100	- 500
	Turning Boring Scrap	DAP	08 Oct 17.43 IST	31,100	- 200	+ 100	+ 400
	HMS(80:20)	DAP	08 Oct 17.43 IST	32,300	+ 100	+ 300	+ 500
Ex-Coimbatore	CI Scrap, Mixed Size	DAP	08 Oct 17.43 IST	37,100	0	+ 100	- 600
Ex-Hyderabad	HMS(80:20)	DAP	08 Oct 17.43 IST	33,500	- 500	+ 2,500	+ 3,000
	HMS(90:10)	DAP	08 Oct 17.43 IST	35,000	- 500	+ 2,500	+ 3,000
Ex-Bhilai	9-13 Meters, 60 KG	Ex-works	23 Sep 19.00 IST	41,000	0	- 2,700	- 150

Mill Scale (India)

Indian prices (in INR/MT)							
Ex Plant, Raipur	Fines, Fe 70/68%	EXW	05 Oct 13.41 IST	7,250	0	+ 150	+ 650
Ex-Kandla	Fines, Fe 70/68%	DAP	05 Oct 13.41 IST	6,950	+ 50	+ 500	+ 250

Sponge Iron (Global)

Particular/Delivery	Size/Grade	Delivery	As On	Price	Change	1M	3M
Global prices (in USD/MT)							
CNF Bangladesh	FeM 80% (+/-1), 100% lumps	-	03 Oct 17.47 IST	\$396	+ 32	+ 35	+ 39
CNF Nepal	Mix (70% lumps, 30% fines), FeM 80% (+/-1)	-	03 Oct 17.47 IST	\$386	+ 15	+ 41	+ 41

Melting Scrap (Global)

Global prices (in USD/MT)							
FOB Europe	HMS 80:20 (Bulk)	-	03 Oct 18.40 IST	\$350	+ 12	+ 7	- 8
FOB USA	HMS 80:20	-	08 Oct 17.00 IST	\$359	0	+ 14.2	- 2.6
	Shredded	-	08 Oct 17.00 IST	\$379	0	+ 14.2	- 2.6
CNF Bangladesh	H2 (Bulk, Japan origin)	-	03 Oct 18.34 IST	\$365	0	- 12	NA
	HMS 80:20 (Bulk, US Origin)	-	03 Oct 18.34 IST	\$380	+ 5	- 1	NA
	HMS 80:20 (Containers, Europe Origin)	-	08 Oct 18.52 IST	\$395	0	+ 3.4	- 10
	Shredded (Containers, UK Origin)	-	08 Oct 18.52 IST	\$407	0	+ 5.2	- 18.75
CNF China	H2	-	08 Oct 18.59 IST	\$293	- 15	- 29.8	- 32
	HMS 80:20 (Bulk)	-	08 Oct 18.59 IST	\$343	0	- 2	- 5.2
	Shredded	-	08 Oct 18.59 IST	\$395	0	- 14	- 15
CNF India	HMS 80:20 (Europe Origin, Containers)	-	08 Oct 18.52 IST	\$384	0	+ 14.8	- 5
	HMS 80:20 (West Africa Origin, Containers)	-	08 Oct 18.52 IST	\$381	+ 1	+ 14.4	- 7.6
	HMS 80:20 (West Africa Origin, Containers)	-	08 Oct 18.52 IST	\$383	- 1	+ 12.6	- 8.4
	Shredded (Europe Origin, Containers)	-	08 Oct 18.52 IST	\$405	+ 1	+ 12	- 10.2
	Shredded (US Origin, Containers)	-	08 Oct 18.52 IST	\$400	0	+ 12.4	- 10.8
CNF Pakistan	Shredded (Containers, Europe Origin)	-	08 Oct 18.52 IST	\$407	+ 1	+ 7.8	- 22.33
CNF Taiwan	HMS 80:20 (US Origin, Containers)	-	25 Sep 12.13 IST	\$315	- 5	- 10	- 32
CNF Thailand	HMS 70:30	-	29 Jan 17.41 IST	\$352	+ 2	NA	NA
CNF Turkey	HMS 80:20 (Bulk, US Origin)	-	08 Oct 18.52 IST	\$386	+ 1	+ 15.8	- 4.8

CNF Vietnam	H2, (Bulk,Japan origin)	-	07 Oct 18.45 IST	\$335	0	-18	-30
	HMS 80:20 (Bulk, US Origin)	-	07 Oct 18.45 IST	\$365	+10	+1	-18

Pig Iron (Global)

Particular/Delivery	Size/Grade	Delivery	As On	Price	Change	1M	3M
Global prices (in USD/MT)							
FOB Black Sea	Steel Grade	-	05 Oct 13.56 IST	\$348	-4	-34	-67
FOB Brazil	Steel Grade	-	05 Oct 13.56 IST	\$432	-5	-5	-13
CNF Italy	Steel Grade	-	05 Oct 13.59 IST	\$396	-4	-34	-62

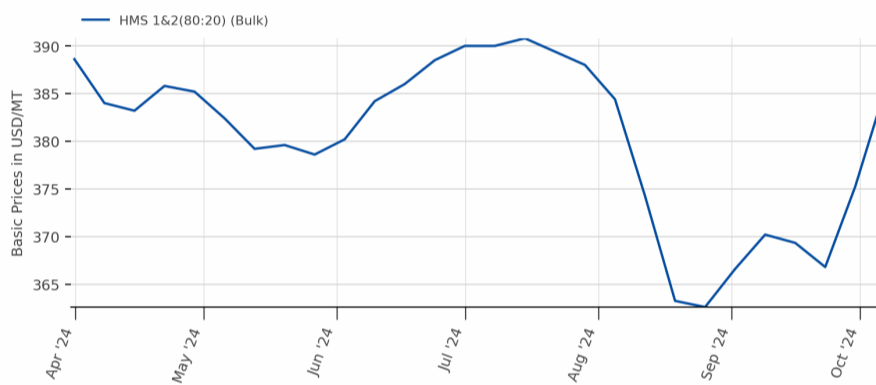
Weekly Assessment,, *Tender Prices in export

Ship Breaking (Global)

Global prices (in USD/MT)							
CNF Bangladesh	Containers	-	08 Oct 12.08 IST	\$490	-10	-30	-50
	Tanker	-	08 Oct 12.08 IST	\$480	-10	-30	-50
CNF India	Containers	-	08 Oct 12.08 IST	\$510	0	0	-20
	Tanker	-	08 Oct 12.08 IST	\$500	0	0	-20
CNF Pakistan	Containers	-	08 Oct 12.08 IST	\$500	+10	0	-20
	Tanker	-	08 Oct 12.08 IST	\$490	+10	0	-20
CNF Turkey	Containers	-	08 Oct 12.08 IST	\$350	+20	+20	-30
	Tanker	-	08 Oct 12.08 IST	\$340	+20	+20	-30

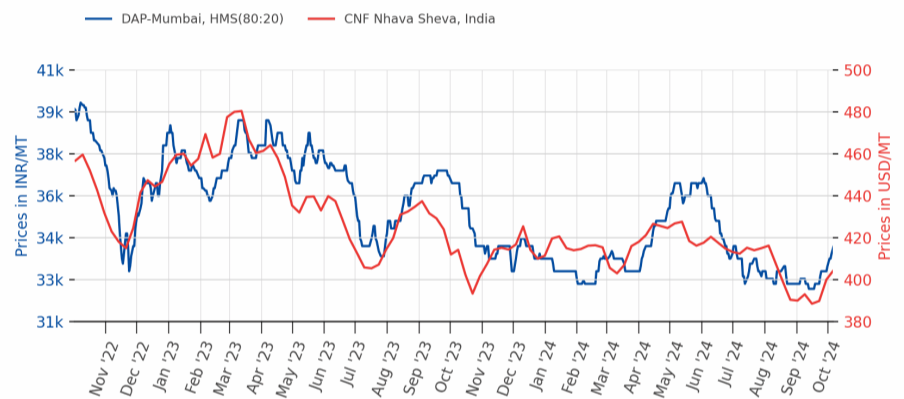
Note:- W-O-W: Week On Week, 1M: Change over last month, 3M: Change over last 3 months

Melting Scrap, CNF Turkey



Source:BigMint

Melting Scrap DAP Mumbai/CNF India



Source:BigMint

South Asia: Imported shredded scrap offers from UK/Europe

— India — Pakistan — Bangladesh — Turkiye HMS(80:20)(US)

Offers in \$/t, CFR

Source: BigMint

South Asia: Imported ferrous scrap offers remain largely stable; Turkish market sees uptick

2024-10-08 [READ MORE](#)

Pakistan: Imported shredded scrap price trend

— Containerised Shredded, UK/Europe origin

Prices in \$/t, CFR Pakistan

Shredded, CFR Qasim : \$407/t (+7/t)

Source: BigMint

Pakistan: Imported ferrous scrap index rises \$7/t w-o-w; market still slow on weak rebar demand

2024-10-08 [READ MORE](#)

India: Melting scrap index DAP-Mandi Gobindgarh (End Cutting vs Billet)

— End Cutting Scrap — Billet (100x100 mm) — Spread(RHS)

Price in INR/t

End Cutting - INR 39,300/t (+400) 8 Oct '24

Source: BigMint

India: BigMint's ferrous scrap index rises INR 400/t d-o-d amid supply concerns - 8 Oct

2024-10-08 [READ MORE](#)

India Sponge iron price & trade volume

— Bellary (PDRI) — Raipur (PDRI) — Durgapur (PDRI) — Bellary — Raipur — Durgapur

Quantity in t

Prices in INR/t

Source: BigMint Research

India: Sponge iron market remains volatile amid limited trade - 8 Oct

2024-10-08 [READ MORE](#)

China: Shagang Steel scrap purchase price trend

— HMS 6-10 MM DAP Jiangsu Province

Prices in RMB/t

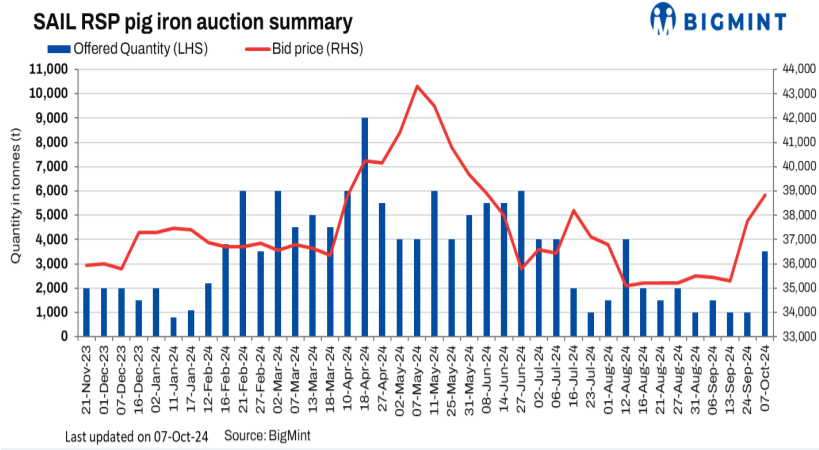
Source: BigMint

China: Shagang Steel hikes ferrous scrap procurement prices by \$21/t

2024-10-08 [READ MORE](#)

Turkiye: Prices of imported ferrous scrap from US, UK edge up in recent deals

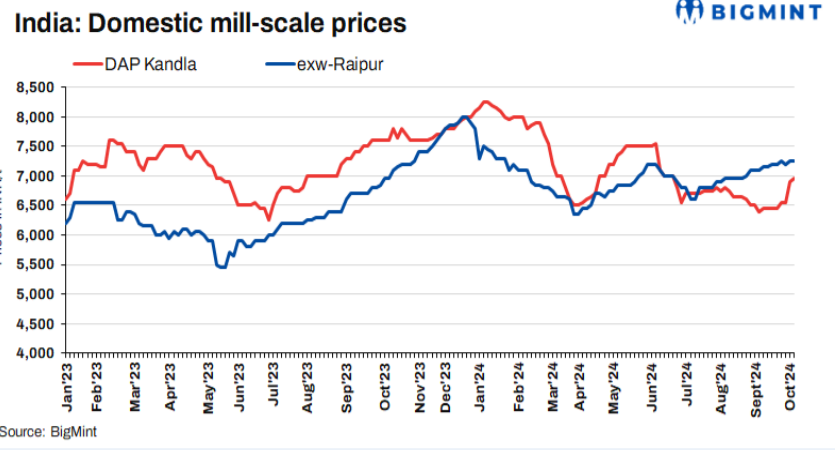
2024-10-08 [READ MORE](#)



India: Buyers book entire quantity in SAIL-RSP's pig iron auction

2024-10-07

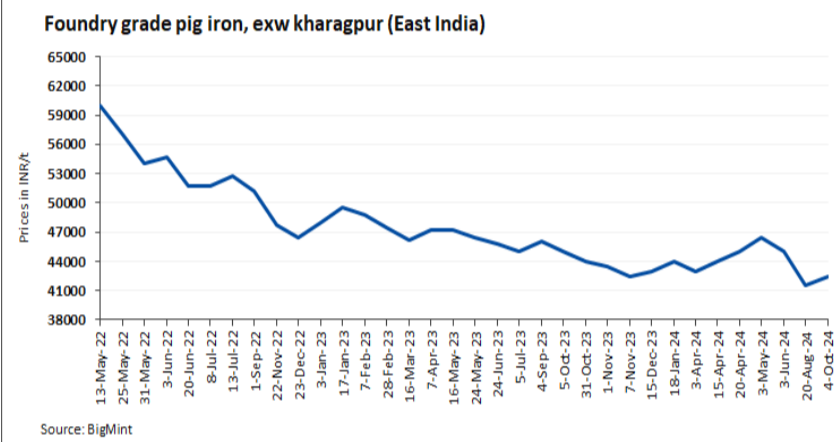
[READ MORE](#)



India: Mill scale prices remain largely stable in major markets

2024-10-05

[READ MORE](#)



India: Tata Metaliks increases pig iron prices by INR 1,000/t (\$12/t)

2024-10-05

[READ MORE](#)

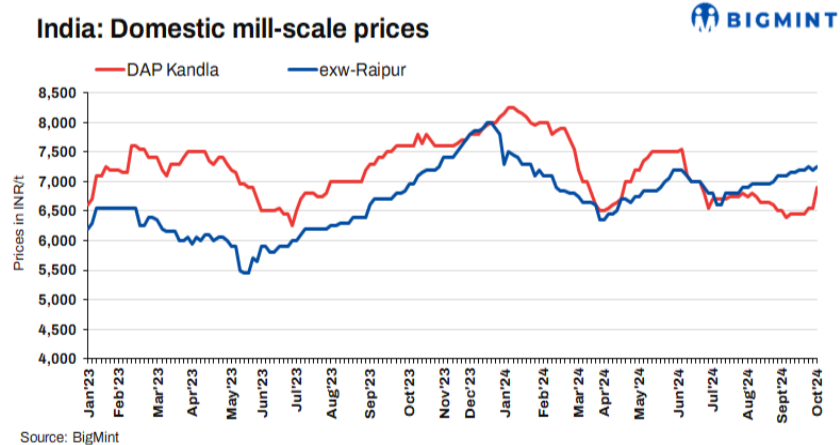
BIGMINT

South Korea: Steel mills scrap purchase price update

South Korea: Major steel mills cut scrap procurement prices by \$8/t

2024-10-03

[READ MORE](#)



India: Mill scale prices rise in major markets

2024-10-01

[READ MORE](#)

BIGMINT

South Korea: Steel mills scrap purchase price update

South Korea: Major steel mills cut scrap procurement prices by up to \$8/t

2024-10-01

[READ MORE](#)

Steel

Ingot/Billet (India)

Region	Particular	INGOT				BILLET			
		Price	Change	W-O-W	1M	Price	Change	W-O-W	1M
Indian prices (in INR/MT) As on 08 Oct 2024									
North India	Ghaziabad	43,500	+ 500	+ 500	+ 3,300	-	-	-	-
North India	Ludhiana	45,200	+ 100	+ 400	+ 2,400	-	-	-	-
North India	Mandi Gobindgarh	44,500	+ 250	+ 1,000	+ 3,050	44,500	+ 250	+ 1,000	+ 3,100
North India	Muzaffarnagar	43,700	+ 600	+ 600	+ 3,700	-	-	-	-
East India	Rourkela	40,800	+ 800	+ 1,700	+ 4,250	41,200	+ 400	+ 1,500	+ 4,000
Central India	Raigarh	41,150	- 50	+ 750	+ 4,150	41,400	- 100	+ 750	+ 4,100
Central India	Raipur	41,700	0	+ 750	+ 4,500	41,950	0	+ 850	+ 4,500
West India	Ahmedabad	43,300	+ 300	+ 500	+ 3,300	44,200	+ 200	+ 400	+ 3,700
West India	Jaipur	43,000	- 300	+ 800	+ 3,000	-	-	-	-
West India	Mumbai	44,500	- 200	+ 1,300	+ 4,700	45,000	- 200	+ 1,300	+ 4,700
East India	Durgapur	-	-	-	-	41,400	+ 150	+ 850	+ 3,300
East India	Kolkata	-	-	-	-	42,100	+ 150	+ 850	+ 3,300
West India	Bhavnagar	-	-	-	-	43,900	+ 300	+ 500	+ 3,700
West India	Goa	-	-	-	-	44,000	0	+ 1,500	+ 3,500
West India	Jalna	-	-	-	-	45,000	0	+ 1,300	+ 4,900
South India	Chennai	-	-	-	-	45,000	0	+ 1,000	+ 3,500
South India	HINDPUR	-	-	-	-	44,300	0	+ 100	+ 3,600
South India	Hyderabad	-	-	-	-	43,000	0	+ 200	+ 3,700
Eastern India	Ramgarh	-	-	-	-	41,750	+ 350	+ 1,150	+ 3,600

All prices are basic, GST @ 18% extra. Ingot - 3.5"*4.5", Commercial Grade, Billet - 100*100

Rebar (India)

Particular/Delivery	Size/Grade	Delivery	As On	Price	PRICE @ 18%GST	Change	1M	3M
Indian prices (in INR/MT)								
Exy-Delhi/NCR	12-32mm, BF Route, IS 1786 Fe 550D	Ex-Yard	04 Oct 17.32 IST	53,500	63,100	+ 2,300	+ 2,700	- 1,200
	12-32mm, BF Route, IS 1786 Fe 500D	Ex-Yard	04 Oct 17.32 IST	53,500	63,100	+ 2,300	+ 2,700	- 1,200
Exy-Durgapur	12-32mm BF Route , IS 1786 Fe 500D	Ex-Yard	04 Oct 17.32 IST	52,000	61,400	+ 3,000	+ 3,300	- 1,900
	12-32mm BF Route, IS 1786 Fe 550D	Ex-Yard	04 Oct 17.32 IST	52,000	61,400	+ 3,000	+ 3,300	- 1,900
Exy-Ahmedabad	12-32mm BF Route, IS 1786 Fe 550D	Ex-Yard	04 Oct 17.32 IST	52,600	62,100	+ 1,700	+ 2,200	- 1,900
	12-32mm BF Route , IS 1786 Fe 500D	Ex-Yard	04 Oct 17.32 IST	52,600	62,100	+ 1,700	+ 2,200	- 1,900
Exy-Mumbai	12-32mm, BF Route , IS 1786 Fe 500D	Ex-Yard	04 Oct 17.32 IST	52,400	61,800	+ 1,900	+ 1,800	- 1,900
	12-32mm, BF Route, IS 1786 Fe 550D	Ex-Yard	04 Oct 17.32 IST	52,400	61,800	+ 1,900	+ 1,800	- 1,900
Exy-Bangalore	12-32mm, BF Route, IS 1786 Fe 500D	Ex-Yard	04 Oct 17.32 IST	53,600	63,200	+ 1,100	+ 2,500	- 1,300
	12-32mm, BF Route, IS 1786 Fe 550D	Ex-Yard	04 Oct 17.32 IST	53,600	63,200	+ 1,100	+ 2,500	- 1,300
Exy-Chennai	12-32mm, BF Route, IS 1786 Fe 500D	Ex-Yard	04 Oct 17.32 IST	53,700	63,400	+ 1,000	+ 2,900	- 900
	12-32mm, BF Route, IS 1786 Fe 550D	Ex-Yard	04 Oct 17.32 IST	53,700	63,400	+ 1,000	+ 2,900	- 900
Exy-Hyderabad	12-32mm, BF Route , IS 1786 Fe 500D	Ex-Yard	04 Oct 17.32 IST	52,600	62,100	+ 2,000	+ 2,600	- 1,700
	12-32mm, BF Route, IS 1786 Fe 550D	Ex-Yard	04 Oct 17.32 IST	52,600	62,100	+ 2,000	+ 2,600	- 1,700
Indian prices (in INR/MT)								
Ex-Delhi/NCR	12-25mm, IF Route, Fe 500, IS 1786	Ex-Works	08 Oct 13.41 IST	49,000	57,800	+ 200	+ 4,700	+ 1,900
Ex-Jaipur	12-25mm IF route, Fe 500, IS 1786	Ex-Works	08 Oct 13.41 IST	47,400	55,900	0	+ 3,700	+ 1,500
Ex-Mandi Gobindgarh	12-25mm, IF Route, Fe 500, IS 1786	Ex-Works	08 Oct 13.41 IST	48,900	57,700	+ 100	+ 2,700	+ 100
Ex-Muzaffarnagar	12-25mm, IF Route, Fe 500, IS 1786	Ex-Works	08 Oct 17.36 IST	48,200	56,900	+ 600	+ 5,200	+ 1,800
Ex-Durgapur	12-25mm, IF Route, Fe 500, IS 1786	Ex-Works	08 Oct 17.30 IST	45,000	53,100	+ 300	+ 4,800	+ 2,800
	12-25mm, IF Route, Fe 500D, IS 1786	Ex-Works	08 Oct 17.30 IST	47,100	55,600	+ 300	+ 4,800	+ 2,800
Ex-Rourkela	12-25mm, IF Route, Fe 500, IS 1786	Ex-Works	08 Oct 13.41 IST	45,500	53,700	+ 500	+ 4,700	+ 3,000
	12-25mm, IF Route, Fe 500D, IS 1786	Ex-Works	08 Oct 13.41 IST	47,500	56,100	0	+ 1,000	- 800
Ex-Raigarh	12-25mm, IF Route, Fe 500, IS 1786	Ex-Works	08 Oct 13.41 IST	45,900	54,200	+ 200	+ 5,400	+ 3,900
Ex-Raipur	12-25mm, IF Route, Fe 500D, IS 1786	Ex-Works	08 Oct 13.41 IST	49,300	58,200	+ 200	+ 4,800	+ 3,300
	12-25mm, IF Route, Fe 500, IS 1786	Ex-Works	08 Oct 17.30 IST	46,300	54,600	+ 300	+ 5,300	+ 3,600
Ex-Ahmedabad	12-25mm, IF Route, Fe 500, IS 1786	FOR	08 Oct 17.30 IST	48,200	56,900	+ 200	+ 3,500	+ 1,000

Ex-Goa	12-25mm, IF Route, Fe 500, IS 1786	Ex-Works	08 Oct 13.41 IST	49,700	58,600	0	+ 3,700	+ 1,900
Ex-Jalna	12-25mm, IF Route, Fe 500, IS 1786	Ex-Works	08 Oct 13.41 IST	50,000	59,000	0	+ 5,300	+ 3,100
Ex-Mumbai	12-25mm, IF Route, Fe 500, IS 1786	Ex-Works	08 Oct 13.41 IST	49,700	58,600	0	+ 4,000	+ 2,900
Ex-Bangalore	12-25mm, IF Route, Fe 550, IS 1786	Ex-Works	08 Oct 13.41 IST	49,800	58,800	0	+ 3,600	+ 2,900
	12-25mm, IF Route, Fe 550D, IS 1786	Ex-Works	08 Oct 13.41 IST	53,000	62,500	0	+ 3,500	+ 2,500
Ex-Chennai	12-25mm, IF Route, Fe 500, IS 1786	Ex-Works	08 Oct 13.41 IST	48,500	57,200	0	+ 2,500	+ 700
Ex-Hyderabad	12-25mm, IF Route, Fe 500, IS 1786	Ex-Works	08 Oct 13.41 IST	46,800	55,200	-200	+ 3,300	+ 1,800
Ex-Patna	12-25mm IF route, Fe 500, IS 1786	Ex-Works	08 Oct 13.41 IST	45,600	53,800	0	+ 3,300	+ 1,300

Structure (Medium & Small Scale Producers) (India)

Region/Zone	Particular	40 ANGLE	Change	1M	75 CHANNEL	Change	1M	200 BEAM	Change	1M
Indian prices (in INR/MT)										
North India	Ghaziabad	-	-	-	-	-	-	52,000	0	+ 3,700
East India	Durgapur	46,800	+ 300	+ 3,100	46,800	+ 300	+ 3,100	47,450	+ 200	+ 3,300
Central India	Raipur	-	-	-	47,400	0	+ 4,000	-	-	-
West India	Ahmedabad	48,800	+ 100	+ 3,000	48,800	+ 100	+ 3,000	-	-	-
West India	Mumbai	51,900	0	+ 3,800	52,700	0	+ 3,800	-	-	-
South India	Hyderabad	49,000	0	+ 2,600	48,600	0	+ 2,600	-	-	-

Indian Structure price assessment frequency has been increased from weekly to daily basis, All prices are basic, Commercial Grade, Basic Price GST @ 18% extra

Wire Rod (India)

Particular	Size/Grade	Raipur	Change	W-O-W	Durgapur	Change	W-O-W
Indian prices (in INR/MT)							
SWRY 14 LC Gr 3, Induction route	5.5 mm	46,300	- 200	+ 600	45,200	+ 300	+ 900
HB Wire, Induction route	12 Gauge	48,600	- 200	+ 600	47,700	+ 300	+ 900
GI Wire, Induction route	12 Gauge	52,800	- 300	+ 700	55,200	+ 300	+ 900
Binding Wire, Induction route	20 Gauge	55,000	- 200	+ 900	54,000	+ 300	+ 900
Barbed Wire, Induction route	12*12 Gauge	54,800	- 300	+ 700	58,200	+ 300	+ 900

Daily Assessment, Commercial Grade, Basic Price GST @ 18% extra

HRC (India)

Particular/Delivery	Size/Grade	Delivery	As On	Price	Change	1M	3M
Indian prices (in INR/MT)							
Delhi	2.5-8mm / CTL, IS2062, Gr E250 Br.	Ex-stockyard	08 Oct 17.59 IST	48,500	+ 500	+ 350	- 3,800
	2.5-8mm / CTL, IS2062, Gr E350 Br.	Ex-stockyard	08 Oct 17.59 IST	51,500	+ 200	- 100	- 3,750
Faridabad	2.5-8mm / CTL, IS2062, Gr E250 Br.	Ex-stockyard	08 Oct 17.59 IST	48,500	+ 200	- 50	- 3,750
	1.8mm / CTL, IS2062, Gr E250 Br.	Ex-stockyard	08 Oct 17.59 IST	50,000	+ 200	- 100	- 3,750
Ludhiana	2.5-8mm / CTL, IS2062, Gr E250 Br.	Ex-stockyard	08 Oct 17.59 IST	48,800	+ 800	+ 50	- 4,500
Kolkata	2.5-8mm / CTL, IS2062, Gr E250 Br.	Ex-stockyard	08 Oct 17.59 IST	46,500	- 100	+ 100	- 4,800
Ahmedabad	2.5-8mm / CTL, IS2062, Gr E250 Br.	Ex-stockyard	08 Oct 17.59 IST	49,500	+ 200	- 350	- 3,800
	2.5-8mm / CTL, IS2062, Gr E350 Br.	Ex-stockyard	08 Oct 17.59 IST	51,600	+ 200	+ 100	- 3,550
Mumbai	2.5-8mm / CTL, IS2062, Gr E250 Br.	Ex-stockyard	08 Oct 17.59 IST	48,600	+ 200	+ 100	- 3,500
	1.8mm / CTL, IS2062, Gr E250 Br.	Ex-stockyard	08 Oct 17.59 IST	50,100	+ 200	+ 100	- 3,450
Bangalore	2.5-8mm / CTL, IS2062, Gr E250 Br.	Ex-stockyard	08 Oct 17.59 IST	51,500	0	+ 150	- 3,300
Chennai	2.5-8mm / CTL, IS2062, Gr E250 Br.	Ex-stockyard	08 Oct 17.59 IST	49,500	- 300	- 300	- 5,250
	1.8mm / CTL, IS2062, Gr E250 Br.	Ex-stockyard	08 Oct 17.59 IST	51,800	0	+ 100	- 4,450
Hyderabad	2.5-8mm / CTL, IS2062, Gr E250 Br.	Ex-stockyard	08 Oct 17.59 IST	48,700	+ 200	- 450	- 3,800

Weekly Assessment, Commercial Grade, *Basic Price GST @ 18% extra.,

CRC (India)

Particular/Delivery	Size/Grade	Delivery	As On	Price	Change	1M	3M
Indian prices (in INR/MT)							
Delhi	0.90mm / CTL, IS 513, CR1	Ex-stockyard	08 Oct 18.04 IST	56,500	0	- 150	- 4,300
Faridabad	0.5mm / CTL, IS 513, CR1	Ex-stockyard	08 Oct 18.04 IST	58,100	+ 400	- 100	- 3,150
	0.90mm / CTL, IS 513, CR1	Ex-stockyard	08 Oct 18.04 IST	56,600	+ 400	- 100	- 3,150
Ludhiana	0.90mm / CTL, IS 513, CR1	Ex-stockyard	08 Oct 18.04 IST	55,800	- 100	0	- 4,000
Kolkata	0.90mm / CTL, IS 513, CR1	Ex-stockyard	08 Oct 18.04 IST	53,000	0	+ 200	- 4,500
Ahmedabad	0.90mm / CTL, IS 513, CR1	Ex-stockyard	08 Oct 18.04 IST	56,800	+ 100	- 50	- 3,150

Mumbai	0.5mm / CTL, IS 513, CR1	Ex-stockyard	08 Oct 18.04 IST	57,100	-200	-500	-4,150
	0.90mm / CTL, IS 513, CR1	Ex-stockyard	08 Oct 18.04 IST	55,600	-200	-450	-4,150
Bangalore	0.9mm / CTL, IS 513, CR1	Ex-stockyard	08 Oct 18.04 IST	58,500	0	-1,100	-4,500
Chennai	0.90mm / CTL, IS 513, CR1	Ex-stockyard	08 Oct 18.04 IST	59,500	0	-1,000	-3,700
	0.5mm / CTL, IS 513, CR1	Ex-stockyard	08 Oct 18.04 IST	61,000	0	-1,000	-3,700
Hyderabad	0.90mm / CTL, IS 513, CR1	Ex-stockyard	08 Oct 18.04 IST	57,100	+200	-800	-4,250

Weekly Assessment, Commercial Grade, *Basic Price GST @ 18% extra.,

HR Plate (India)

Particular/Delivery	Size/Grade	Delivery	As On	Price	Change	1M	3M
Indian prices (in INR/MT)							
Delhi	60-100mm, Gr E350 Br.	Ex-stockyard	03 Oct 18.06 IST	59,700	-300	-1,400	-5,300
	5-10mm, Gr E350 Br.	Ex-stockyard	03 Oct 18.06 IST	52,000	0	-1,500	-5,500
	20-40mm, Gr E350 Br.	Ex-stockyard	03 Oct 18.06 IST	56,300	+500	-1,700	-5,100
	60-100mm, Gr E250 Br.	Ex-stockyard	03 Oct 18.06 IST	56,200	-300	-1,700	-5,300
	5-10mm, Gr E250 Br.	Ex-stockyard	03 Oct 18.06 IST	48,500	0	-1,500	-5,500
	20-40mm, Gr E250 Br.	Ex-stockyard	03 Oct 18.06 IST	52,900	+600	-1,500	-5,000
Mumbai	60-100mm, Gr E350 Br.	Ex-stockyard	03 Oct 18.06 IST	60,200	-100	-800	-4,000
	5-10mm, Gr E350 Br.	Ex-stockyard	03 Oct 18.06 IST	52,500	0	-1,500	-5,300
	20-40mm, Gr E350 Br.	Ex-stockyard	03 Oct 18.06 IST	56,200	-100	-700	-4,100
	60-100mm, Gr E250 Br.	Ex-stockyard	03 Oct 18.06 IST	56,700	-100	-800	-4,200
	5-10mm, Gr E250 Br.	Ex-stockyard	03 Oct 18.06 IST	49,000	0	-1,500	-5,300
	20-40mm, Gr E250 Br.	Ex-stockyard	03 Oct 18.06 IST	52,700	-100	-800	-4,200

Weekly Assessment, Commercial Grade, Basic Price GST @ 18% extra

GP (India)

Indian prices (in INR/MT)							
Delhi	0.7mm / CTL, 120 GSM, IS277	Ex-stockyard	03 Oct 17.56 IST	58,000	+500	-1,100	-6,600
	0.6mm / CTL, 120 GSM, IS277	Ex-stockyard	03 Oct 17.56 IST	59,300	+500	-1,300	-6,600
Mumbai	0.8mm / CTL, 120 GSM, IS277	Ex-stockyard	03 Oct 17.56 IST	57,000	-200	-3,300	-6,500
	0.6mm / CTL, 120 GSM, IS277	Ex-stockyard	03 Oct 17.56 IST	58,200	-200	-3,600	-6,800
Chennai	0.8-1.6mm / CTL, 120gsm, IS277	Ex-stockyard	03 Oct 17.56 IST	61,300	0	-2,200	-7,200
	0.6mm / CTL, 120 GSM, IS277	Ex-stockyard	03 Oct 17.56 IST	62,800	0	-2,200	-7,200
Hyderabad	0.8mm / CTL, 120 GSM, IS277	Ex-stockyard	03 Oct 17.56 IST	60,800	0	-1,700	-6,500
	0.6mm / CTL, 120 GSM, IS277	Ex-stockyard	03 Oct 17.56 IST	62,300	0	-1,700	-6,500

PPGI (India)

Particular/Delivery	Size/Grade	Delivery	As On	Price	Change	1M	3M
Indian prices (in INR/MT)							
Delhi	0.5mm / CTL, 90 GSM, IS14246	Ex-stockyard	03 Oct 18.02 IST	67,000	0	-2,000	-6,900
Mumbai	0.5mm / CTL, 90 GSM, IS14246	Ex-stockyard	03 Oct 18.02 IST	66,000	0	-3,000	-6,900

MS Pipes (India)

Indian prices (in INR/MT)							
Ex-Raipur	41-60 OD (Patra Based)	Ex-works	08 Oct 16.21 IST	44,500	0	+3,900	+800
Ex-Mandi Gobindgarh	41-60 OD (Patra Based)	Ex-works	08 Oct 16.21 IST	45,900	+200	+2,700	-1,800
Exy-Delhi	2.2-6mm, IS 1239,IS 1161 (HR Coil Based)	Ex-Yard	01 Oct 17.40 IST	52,000	0	-1,000	-8,000
Exy-Raipur	2.2-6mm, IS 1239,IS 1161 (HR Coil Based)	Ex-Yard	01 Oct 17.40 IST	51,000	0	-500	-7,500
Exy-Mumbai	2.2-6mm, IS 1239,IS 1161 (HR Coil Based)	Ex-Yard	01 Oct 17.40 IST	51,000	0	-1,000	-8,000
Exy-Pune	2.2-6mm, IS 1239,IS 1161 (HR Coil Based)	Ex-Yard	01 Oct 17.40 IST	51,000	0	-1,000	-8,000
Exy-Bangalore	2.2-6mm, IS 1239,IS 1161 (HR Coil Based)	Ex-Yard	01 Oct 17.40 IST	52,000	0	-1,000	-7,000
Exy-Hyderabad	2.2-6mm, IS 1239,IS 1161 (HR Coil Based)	Ex-Yard	01 Oct 17.40 IST	52,000	0	-500	-7,000

Billet (Global)

Particular/Delivery	Size/Grade	Delivery	As On	Price	Change	1M	3M
Global prices (in USD/MT)							
FOB India	150*150, 3SP/4SP	-	04 Oct 19.13 IST	\$470	+5	0	NA
FOB Iran	130*130, 3SP	-	08 Oct 18.36 IST	\$454	0	-11	-24
FOB Russia	130*130, 3SP	-	08 Oct 18.36 IST	\$470	+10	+10	-30
CNF Nepal	100*100, IS 2831 (IF Grade)	-	08 Oct 18.32 IST	\$518	+1	+41	+22.5
CNF Philippines	150*150, 3SP	-	08 Oct 18.32 IST	\$505	0	+47.5	+11
CNF Turkey	120*120	-	08 Oct 18.32 IST	\$490	+10	+15	-25

Weekly Assessment

Rebar (Global)

Particular/Delivery	Size/Grade	Delivery	As On	Price	Change	1M	3M
Global prices (in USD/MT)							
FOB Turkey	12-32mm, Commercial	-	04 Oct 12.04 IST	\$610	+ 20	+ 25	+ 30

Wire Rod (Global)

Particular/Delivery	Size/Grade	Delivery	As On	Price	Change	1M	3M
Global prices (in USD/MT)							
CNF Nepal	5.5-6.0mm, Commercial Grade	-	05 Oct 13.21 IST	\$555	+ 15	+ 30	+ 17
	6-8 mm, ASTM A510 SAE 1008	-	05 Oct 13.21 IST	\$610	+ 30	+ 30	+ 20

HRC (Global)

Particular/Delivery	Size/Grade	Delivery	As On	Price	Change	1M	3M
Global prices (in USD/MT)							
CNF Bangladesh	2mm, SAE 1006 (China origin)	-	08 Oct 18.44 IST	\$595	+ 30	+ 90	+ 40
CNF Dubai	2mm, SAE1006 (India origin), SAE1006	-	08 Oct 18.44 IST	\$540	- 55	NA	NA
CNF Europe	3-4mm, S235JR	-	08 Oct 18.44 IST	\$560	+ 30	+ 55	- 5
	3mm+, S275	-	08 Oct 18.44 IST	\$603	0	0	- 47
CNF India	2-12 mm, SS400 (China Origin)	-	08 Oct 18.44 IST	\$570	+ 30	+ 90	+ 25
	3mm, SS400 (South Korea Origin)	-	08 Oct 18.44 IST	\$530	0	NA	- 40
CNF Nepal	2mm, SAE1006 (India origin), SAE1006	-	08 Oct 18.44 IST	\$545	+ 5	+ 1	- 75
CNF Pakistan	2mm, SS400 (China origin), SS400	-	08 Oct 18.44 IST	\$560	+ 55	+ 88	+ 24
	2mm, SS400 (Japan origin), SS400	-	08 Oct 18.44 IST	\$520	+ 10	NA	NA
CNF UAE	2mm, SAE1006 (China Origin)	-	08 Oct 18.44 IST	\$570	+ 60	+ 80	+ 18
CNF Vietnam	2 mm, SAE 1006 (Formosa, skin pass)	-	08 Oct 16.19 IST	\$550	+ 33	NA	NA
	2-20mm, SAE 1006 (India Origin)	-	09 Apr 18.25 IST	\$567	0	NA	NA
	2-3mm, SAE 1006 (China Origin)	-	08 Oct 18.44 IST	\$545	+ 45	+ 75	+ 20
	Thickness - 2-6 mm, Width - 1.1-1.3m	-	03 Oct 10.47 IST	\$550	+ 35	NA	NA
FOB Black Sea	3mm, SAE1006	-	08 Oct 18.41 IST	\$505	+ 35	+ 35	- 40
FOB China	3-12mm, SS400	-	08 Oct 18.41 IST	\$540	+ 30	+ 90	+ 30
FOB India	2.5 mm, SAE1006	-	23 Apr 18.30 IST	\$560	0	NA	NA
FOB Japan	2mm, SS400	-	08 Oct 18.41 IST	\$495	+ 10	- 5	- 45
FOB South Korea	1.6-2.5mm, SAE 1006	-	08 Oct 18.41 IST	\$500	0	NA	- 50

CRC (Global)

Particular/Delivery	Size/Grade	Delivery	As On	Price	Change	1M	3M
Global prices (in USD/MT)							
FOB China	0.90mm, SPCC	-	01 Oct 18.35 IST	\$565	+ 40	+ 45	- 5
FOB India	0.9 mm, IS 513 Gr.O	-	01 Oct 18.35 IST	\$625	- 10	- 20	- 55
FOB Russia	0.90mm, SPCC	-	01 Oct 18.35 IST	\$575	+ 5	0	- 62

HR Plate (Global)

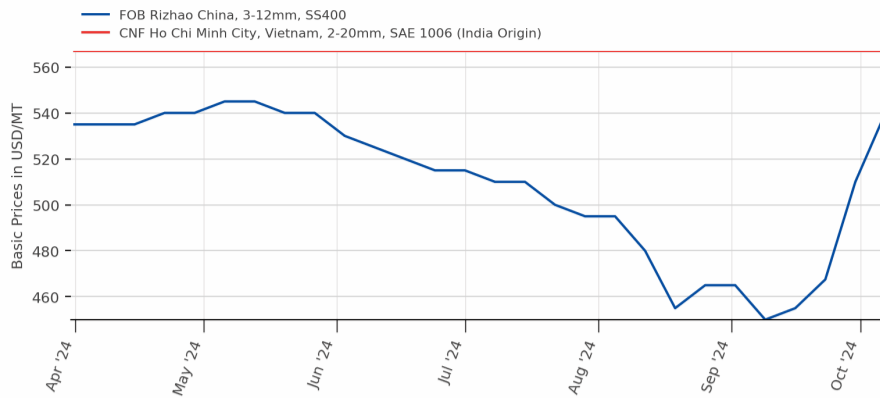
Particular/Delivery	Size/Grade	Delivery	As On	Price	Change	1M	3M
Global prices (in USD/MT)							
FOB China	5-10mm, SS 400	-	01 Oct 18.32 IST	\$510	+ 30	+ 35	- 25

GP (Global)

Particular/Delivery	Size/Grade	Delivery	As On	Price	Change	1M	3M
Global prices (in USD/MT)							
FOB China	DX51D+z80, Width 1,000-1,500 mm, thickness 0.5-2mm	-	03 Oct 17.42 IST	\$610	+ 25	+ 25	- 20
FOB India	Width 900-1250mm, thickness 0.50mm, DX51D+z80, BS EN 10142:2000	-	03 Oct 17.42 IST	\$735	0	- 10	- 45

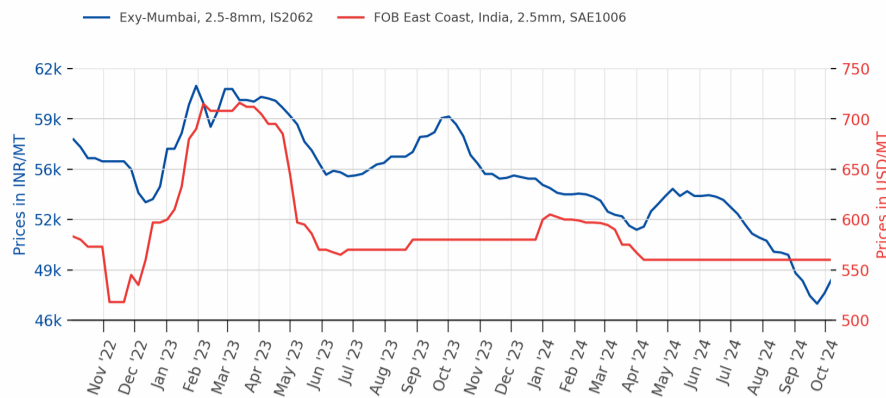
Note:- W-O-W: Week On Week, 1M: Change over last month, 3M: Change over last 3 months

HRC



Source:BigMint

Prices of HRC Exy Mumbai/FOB India



Source:BigMint

Hot-rolled coil export offers trend (in Jan'23-Sep'24)

Prices in USD (t) per tonne

China (FOB) Japan (FOB) India (FOB) Russia (FOB)

Indian Mills put HRC export offers on hold

Indian Mills put HRC export offers on hold

473 490 459

2023 2024

Sep'24 prices updated till 25 Sep'24 | Source: BigMint

India: Rising global prices push mills to revive HRC export offers to ME after five-month gap

2024-10-08

READ MORE

Indian DRI, billet and rebar prices, Exw Raipur

Billet (100x100 mm) P-DRI (Pellet based DRI) Rebar (12-25 mm)

Source: BigMint

Indian DRI, billet and re-bar update - 8 Oct

2024-10-08

READ MORE

India: Billet index (daily), exw Raipur

Trade Quantity Recorded Price

Quantity in tonnes Prices in INR/t

Source: BigMint, Note: Billet trade volumes (provisional) recorded by BigMint

INR 41,950/t (-), Trade volume: 1,200 t 8th Oct 24, 18:00 hrs

India: BigMint's billet index remains range-bound d-o-d amid modest buying - 8 Oct

2024-10-08

READ MORE

India: Brandwise rebar offers

India's brand-wise rebar offers from BF and IF route mills - 8 Oct

2024-10-08

READ MORE

India: Daily Trade Sheet for steel & related commodities

BigMint's daily trade sheet - 7 Oct'24

2024-10-08

READ MORE

Iran's Export of Semi and Finished Steel Products

Products	6-month Persian Calendar last year	6-month Persian Calendar this year	y-o-y change
Iron Ore Pellet	4.62	5.38	+16%
Iron Ore Concentrate	3.36	3.25	-4%
Total Long Steel	1.31	1.73	+32%
Total Flat Steel	230,000	170,000	-26%
Total Finished Steel	1.54	1.90	+24%
Billet & Bloom	2.60	2.18	-16%
Slab	1.10	598,000	-46%
Total Semi-finished Steel	3.69	2.77	-25%
DRI	903,000	596,000	-34%

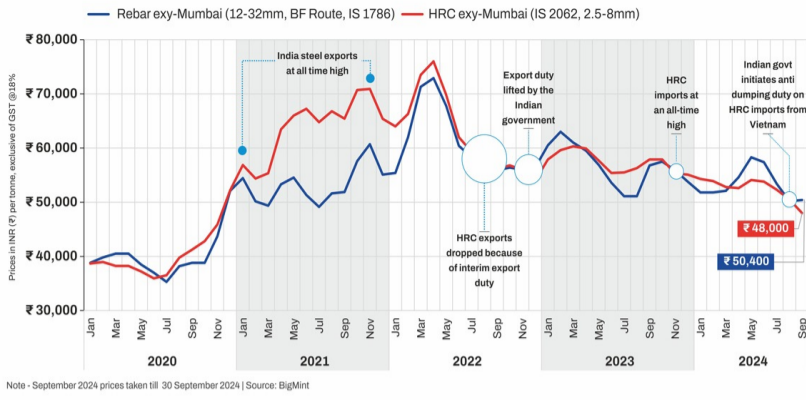
Fig in t & mnt | Source: Chilan Online & ISPA

Iran: Semi-finished steel exports drop over 20% y-o-y in H1 of current Persian year

2024-10-08

READ MORE

Indian HRC-Rebar spread remains reversed in H1 FY'25



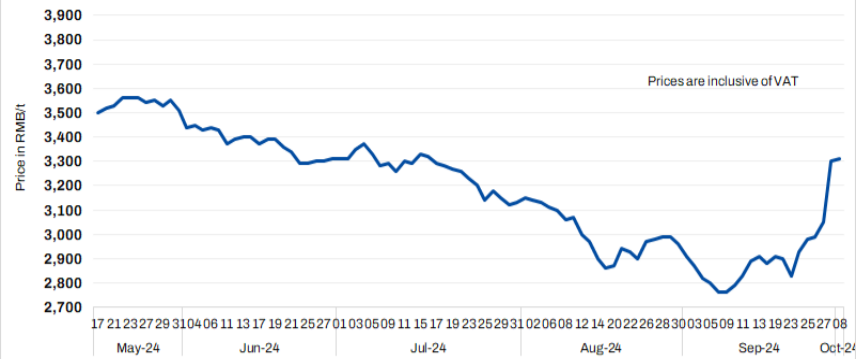
Note - September 2024 prices taken till 30 September 2024 | Source: BigMint

India's HRC-rebar spread remains in reverse gear in H1FY'25. Know why?

2024-10-08

[READ MORE](#)

China Domestic Billet Price



Source: BigMint

China: Steel billet prices inch up by RMB 10/t (\$1/t) despite fall in rebar futures

2024-10-08

[READ MORE](#)

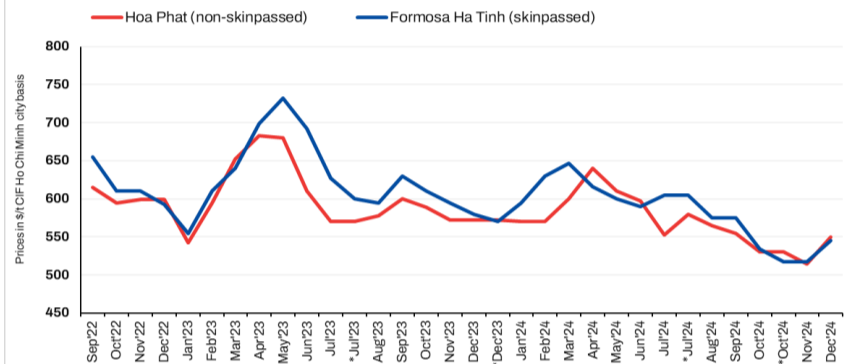


India: JSW Steel hikes rebar prices by INR 1,000/t (\$12/t)

2024-10-08

[READ MORE](#)

Vietnam: Domestic mills' HRC (SAE1006) price announcement



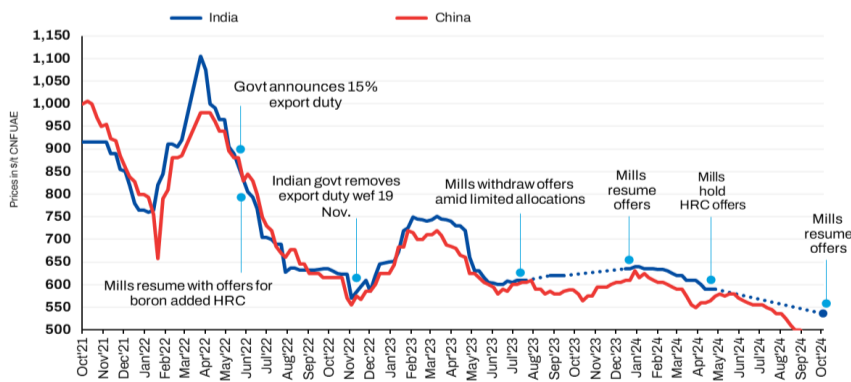
Source: BigMint

Vietnam: Formosa Ha Tinh raises HRC offers for Dec'24 sales

2024-10-08

[READ MORE](#)

Imported HRC (SAE1006) offers to UAE from India and China



As assessed on 07 Oct'24 | Source: BigMint

Indian mills resume HRC export offers to ME after long pause

2024-10-07

[READ MORE](#)



SAIL, BHP sign MoU to accelerate pathways for steel decarbonisation

2024-10-07

[READ MORE](#)

Ferro Alloy

Manganese Ore (India)

Particular/Delivery	Size/Grade	Delivery	As On	Price	Change	1M	3M
Indian prices (in INR/MT)							
MOIL	6-80 mm, Lumps, Mn 46%	Ex-Mines	01 Oct 15.52 IST	18,032	-4,508	-4,508	NA
	Lumps, Lumps, Mn 44%, Fe 7%	Ex-Mines	01 Oct 15.52 IST	17,249	-4,312	-4,312	NA
	Lumps, Mn 37%, Fe 7.5%	Ex-Mines	01 Oct 15.52 IST	13,517	+643	+643	NA
	6-80 mm, Lumps, Mn 30%	Ex-Mines	01 Oct 15.52 IST	6,638	+316	+316	NA

Weekly Assessment, Prices Ex-Mines Basis Including Royalty

Chrome Ore (India)

Particular/Delivery	Size/Grade	Delivery	As On	Price	Change	1M	3M
Indian prices (in INR/MT)							
Ex-Jajpur (OMC-eAuction)	Friable 54%+	Ex-Mines	20 Sep 14.29 IST	38,011	-74	-74	NA
	Friable 52-54%	Ex-Mines	20 Sep 14.29 IST	32,189	-1,930	-1,930	NA
	Friable 50-52%	Ex-Mines	21 Aug 18.29 IST	24,252	-521	0	NA
	Lumps, Friable 48-50%	Ex-Mines	20 Sep 14.29 IST	26,864	+3,143	+3,143	NA

OMC E-Auction Prices Including Royalty

Silico Manganese (India)

Particular/Delivery	Size/Grade	Delivery	As On	Price	Change	1M	3M
Indian prices (in INR/MT)							
Ex-Durgapur	10-150 mm, LC (Mn 55% min.)	Ex-Works	03 Oct 18.56 IST	86,800	+3,100	+3,100	+500
	10-150 mm, MC (Mn 53% min.)	Ex-Works	03 Oct 18.56 IST	79,300	+900	+700	-2,300
	10-50 MM, HC 60-14	Ex-Works	08 Oct 18.41 IST	70,000	-300	+3,500	+720
	25-150 mm, HC 60-14	Ex-Works	08 Oct 18.41 IST	69,500	-300	+3,500	+720
Ex-Raipur	25-150 mm, HC 60-14	Ex-Works	08 Oct 18.41 IST	70,200	-100	+3,800	+560
Ex-Vizag	25-150 mm, HC 60-14	Ex-Works	08 Oct 18.41 IST	70,200	-300	+3,980	+1,080

Weekly Assessment; All Prices are basic; GST @ 18% extra

Ferro Manganese (India)

Particular/Delivery	Size/Grade	Delivery	As On	Price	Change	1M	3M
Indian prices (in INR/MT)							
Ex-Durgapur	10-150 mm, MC (Mn 70% min)	Ex-Works	03 Oct 18.58 IST	99,200	+1,200	-800	-11,400
	25-150 mm, HC 70%	Ex-Works	08 Oct 18.37 IST	71,500	+500	-40	-6,260
Ex-Raipur	25-150 mm, HC 70%	Ex-Works	08 Oct 18.43 IST	72,000	+100	+290	-6,020

Weekly Assessment; All Prices are basic; GST @ 18% extra

Ferro Chrome (India)

Particular/Delivery	Size/Grade	Delivery	As On	Price	Change	1M	3M
Indian prices (in INR/MT)							
Ex-Durgapur	10-60 mm, LC 60%	Ex-Works	03 Oct 18.57 IST	215,250	+1,850	-4,250	-10,250
Ex-Jajpur	10-150mm, HC 60%, Si- 4%	Ex-Works	04 Oct 10.26 IST	111,300	+300	+4,100	+1,275
	10-150mm, HC 60%, Si - 2%	Ex-Works	03 Oct 18.57 IST	116,800	+1,100	+2,300	+1,100

Weekly Assessment; All Prices are basic; GST @ 18% extra

Ferro Silicon (India)

Particular/Delivery	Size/Grade	Delivery	As On	Price	Change	1M	3M
Indian prices (in INR/MT)							
Ex-Guwahati	25-150 mm, FeSi 70%	Ex-Works	07 Oct 18.46 IST	106,000	+2,000	+17,750	+13,750
Ex-Bhutan	25-150 mm, FeSi 70%	Ex-Works	07 Oct 18.46 IST	106,500	+4,000	+17,750	+13,300

Weekly Assessment; All Prices are basic; GST @ 18% extra

Manganese Ore (Global)

Particular/Delivery	Size/Grade	Delivery	As On	Price	Change	1M	3M
Global prices (in USD/MT)							
CNF China	Lumps, Mn 37% (USD/dmtu)	-	05 Oct 11.44 IST	\$3.75 /dmtu	0	-0.09	-1.45
	Lumps, Mn 44% (USD/dmtu)	-	05 Oct 11.44 IST	\$4.9 /dmtu	0	-1.06	-3.95

CNF India	Lumps, Mn 37%, (South African origin) (USD/dmtu)	-	05 Oct 11.44 IST	\$3.9 /dmtu	0	-0.1	-1.4
	Lumps, Mn 44% (USD/dmtu)	-	05 Oct 11.44 IST	\$5.05 /dmtu	0	-1	-3.95
	Lumps, Mn 46%, (USD/dmtu)	-	05 Oct 11.44 IST	\$5.4 /dmtu	0	-1.05	-4.2

Weekly Assessment

Chrome Ore (Global)

Global prices (in USD/MT)							
CNF China	Conc 40-42%, S. Africa	-	08 Oct 18.17 IST	\$270	0	-30	-50
	Conc 46-48%, Turkish	-	08 Oct 18.17 IST	\$410	0	-5	-25

Weekly Assessment

Silico Manganese (Global)

Global prices (in USD/MT)							
FOB India	25-150 mm, HC 60-14	-	08 Oct 18.38 IST	\$860	+9	+48.6	+2.6
	25-150 mm, HC 65-16	-	08 Oct 18.38 IST	\$942	+4	+26.4	-54

Weekly Assessment

Ferro Manganese (Global)

Global prices (in USD/MT)							
FOB India	25-150 mm, HC 70%	-	08 Oct 18.40 IST	\$862	-7	-8.4	-98
	25-150 mm, HC 75%	-	08 Oct 18.40 IST	\$943	0	+8	-82.4

Weekly Assessment

Ferro Chrome (Global)

Global prices (in USD/MT)							
CNF China	10-150mm, HC 60% (cents/lb)	-	01 Oct 18.31 IST	¢93 /lb	-1	-2	-5
CNF Japan	10-50mm, HC 60% (cents/lb)	-	01 Oct 18.31 IST	¢97 /lb	-2	-3	-6.5
CNF South Korea	10-50mm, HC 60% (cents/lb)	-	01 Oct 18.31 IST	¢96 /lb	-2	-3	-5.5

Weekly Assessment

Ferro Silicon (Global)

Global prices (in USD/MT)							
FOB China	10-50 mm, FeSi 75%	-	07 Oct 18.47 IST	\$1,300	+45	-10	-20
FOB India	10-50 mm, FeSi 70%	-	07 Oct 18.47 IST	\$1,290	+40	+140	+75

Weekly Assessment

India: Silico manganese export prices surge \$40/t, hit 2-month high

2024-10-08

[READ MORE](#)

India: Ferro silicon prices surge amid limited supplies, higher offers

2024-10-08

[READ MORE](#)

Non Ferrous

Aluminium (India)

Particular/Delivery	Size/Grade	Delivery	As On	Price	Change	1M	3M
Indian prices (in INR/MT)							
Aluminium Ingot P1020, Exy-Delhi	Ingot EC Grade 99.70%	Ex-Yard	08 Oct 17.20 IST	262,000	+1,000	+28,500	+19,500
Aluminium Ingot ADC12, Exw-Delhi NCR	Automobile OEM Approved	Exw-Delhi NCR	08 Oct 16.51 IST	215,000	-3,000	-3,000	-6,000
	Non-OEM	Ex-Works	03 Oct 17.09 IST	207,000	0	-1,500	-6,000
Aluminium Extrusion Scrap, Exy-Delhi	6063 & 6061 (Mix)	Ex-Yard	08 Oct 17.20 IST	197,000	0	+7,000	+4,000
Aluminium Utensil Scrap, Exy-Delhi	Loose	Ex-Yard	08 Oct 17.20 IST	188,000	+3,000	+8,000	+4,000
Aluminium Taint Tabor Scrap, Exy-Delhi	Loose	Ex-Yard	08 Oct 17.20 IST	183,000	0	+4,000	0
Aluminium Tense Scrap, Exy-Delhi	Solid (Loose)	Ex-Yard	08 Oct 17.20 IST	175,500	0	+1,500	-4,500
Aluminium Ingot P1020, Exy-Mumbai	Ingot EC Grade 99.70%	Ex-Yard	08 Oct 17.20 IST	242,000	-6,000	+17,000	+10,000
Aluminium Extrusion Scrap, Exy-Mumbai	6063 (Loose)	Ex-Yard	08 Oct 17.20 IST	210,000	0	+6,000	+8,000
Aluminium Utensil Scrap, Exy-Mumbai	Utensil (Loose)	DAP	08 Oct 17.20 IST	198,000	0	+4,000	+11,000
Aluminium Ingot ADC12, Exw-Chennai	Automobile OEM Approved	Exw-Chennai	08 Oct 16.51 IST	214,000	-2,000	-2,000	NA
	Non-OEM	Ex-Works	03 Oct 17.09 IST	209,000	0	-1,500	-6,500
Aluminium Tense Scrap, Exy-Chennai	Solid (Loose)	Ex-Yard	08 Oct 17.20 IST	176,500	0	+1,500	-4,500

Aluminium (Global)

Particular/Delivery	Size/Grade	Delivery	As On	Price	Change	1M	3M
Global prices (in USD/MT)							
Aluminium Extrusion Scrap, CFR Nhava Sheva, Middle East	6063 (Briquetted)	-	08 Oct 16.57 IST	\$2,415	+35	+85	-45
Aluminium Taint Tabor Scrap, CFR Nhava Sheva, Middle East	Briquetted, Clean	-	08 Oct 16.57 IST	\$2,190	+20	+90	+10
Aluminium Taint Tabor, CFR Nahva Sheva, UK	Cut and sheared 9-10% attachment	-	08 Oct 16.57 IST	\$1,790	+10	+20	-50
Aluminium Taint Tabor, CFR Nahva Sheva, US	HRB, Attachment 3%	-	08 Oct 16.57 IST	\$2,030	+80	+80	+50
Aluminium Talk Scrap, CFR Nhava Sheva, Middle East	Solid (Clean)	-	08 Oct 16.57 IST	\$4,860	-90	+210	-120
Aluminium Talk, CFR Nahva Sheva, US	Solid (Clean)	-	08 Oct 16.57 IST	\$5,150	-50	+300	-40
Aluminium Tense Scrap, CFR Nhava Sheva, Middle East	Attachments 8-9%, Mix	-	08 Oct 16.57 IST	\$1,780	+20	-10	-90
Aluminium Tense, CFR Nahva Sheva, US	Attachments 6-7%	-	08 Oct 16.57 IST	\$1,890	+30	+20	-40
Aluminium Wheel Scrap, CFR Nahva Sheva, UK	Solid (Loose)	-	08 Oct 16.57 IST	\$2,450	0	+120	+100
Aluminium Zorba 95-5, CFR Nhava Sheva, UK	20 mm, Solid (Shredded)	-	08 Oct 16.57 IST	\$2,100	+50	+30	+60
Silicon Metal, CFR Mundra, China	Grade 553 Si- 98.5%	-	08 Oct 16.57 IST	\$1,720	+50	+30	-180

Copper (India)

Particular/Delivery	Size/Grade	Delivery	As On	Price	Change	1M	3M
Indian prices (in INR/MT)							

Copper Secondary CC Wire Rods, Exw-Delhi	8 mm, Cu 99% min	Ex-works	08 Oct 17.10 IST	810,000	-10,000	+32,200	-6,800
Copper Primary CC Wire Rods, Exw-Delhi	8 mm, Cu 99.99%	Ex-works	08 Oct 17.10 IST	860,000	-10,000	+49,000	+3,000
Copper Armature Scrap, Exy-Delhi	Cu 99%	Ex-Yard	08 Oct 17.10 IST	755,000	-13,000	+27,200	-14,200
Copper Primary CC Wire Rods (CCR), Exy-Mumbai	8 mm, Cu 99.99%	Ex-Yard	08 Oct 17.10 IST	867,000	-19,000	+44,200	+7,400
Copper Armature Scrap, Exy-Mumbai	Cu - 98%	DAP	08 Oct 17.10 IST	790,000	-10,000	+21,600	-11,600
Brass Honey Scrap, Exy-Mumbai	Cu 63% Zn 33%	DAP	08 Oct 17.10 IST	520,000	-5,000	+15,200	-5,800

Zinc (India)

Particular/Delivery	Size/Grade	Delivery	As On	Price	Change	1M	3M
Indian prices (in INR/MT)							
Zinc Special High Grade Ingot, Exw-Delhi	Ingot, Zn 99.99%	Ex-works	08 Oct 17.24 IST	291,500	-2,000	+28,900	+13,300
Zinc Special High Grade Ingot, Exy-Mumbai	Ingot, Zn 99.995%	Ex-Yard	08 Oct 17.24 IST	287,000	-5,000	+23,200	+10,800

Lead (India)

Particular/Delivery	Size/Grade	Delivery	As On	Price	Change	1M	3M
Indian prices (in INR/MT)							
Lead Remelted Ingot, Exw-Delhi	Ingot, Pb 99%	Ex-works	08 Oct 17.03 IST	182,000	0	-1,200	-7,200
Lead Primary Ingot, Exw-Delhi	Ingot, Pb 99.99%	Ex-works	08 Oct 17.03 IST	199,000	0	-4,200	-10,600
Lead Primary Ingot, Exy-Mumbai	Ingot, Pb 99.99%	Ex-Yard	08 Oct 17.03 IST	191,000	0	+600	-5,000

India: Imported aluminium scrap price trend

Particular/Delivery/Region	Price \$/t	W-O-W Change(\$/t)
Tense Scrap, CFR Nhava Sheva, Middle East	1,780	+20
Extrusion 6063 Scrap, CFR Nhava Sheva, Middle East	2,415	+35
Zorba 95-5, CFR Nhava Sheva, UK	2,100	+50
Wheel Scrap, CFR Nhava Sheva, UK	2,450	+30
Taint labor, CFR Nahva Sheva, US	2,030	+80
Silicon Metal 553, CFR Mundra, China	1,720	+50

Source: BigMint

India witnesses increase in imported aluminium scrap prices w-o-w

2024-10-08

[READ MORE](#)

Non-ferrous updates: 08-10-2024

Commodity	LME 3M (\$/t)	%Change	LME Stocks (t)	%Change	MCX (INR/t)	%Change	SHFE (RMB/t)	%Change
Aluminium	2,658	+0.19%	7,80,275	-0.32%	2,38,000	-1.60%	20,495	+0.69%
Nickel	18,052	+0.33%	1,31,856	-0.07%	15,21,000	0.00	1,31,070	+1.81%
Copper	9,929	-0.14%	2,97,300	-0.41%	8,37,000	-1.91%	78,810	+0.27%
Zinc	3,174	+0.25%	2,44,100	-0.50%	2,83,000	-1.60%	25,080	+0.26%
Lead	2,148	-0.05%	1,98,625	0.00	1,83,000	-1.24%	16,950	+0.50%

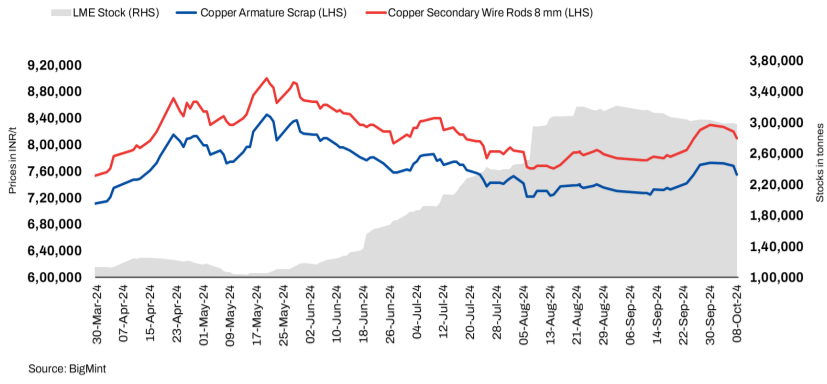
% Change d-o-d basis | Source: LME, MCX, SHFE

Base metals prices on LME show varied trends; stocks witness negative movements

2024-10-08

[READ MORE](#)

India: Copper price trend ex-Delhi

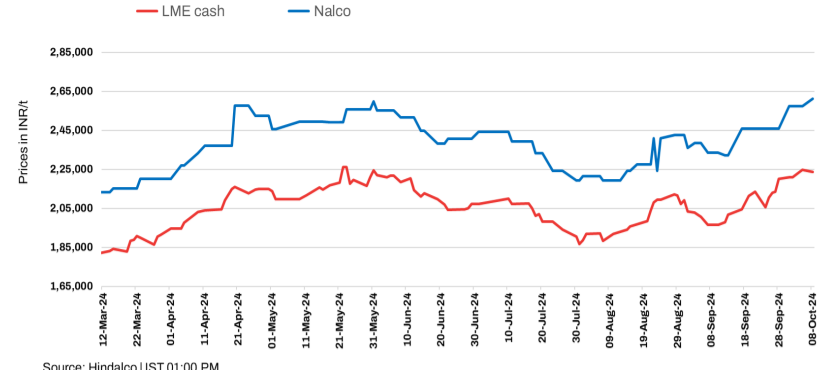


India: Domestic copper prices inch down d-o-d

2024-10-08 19:12:45

[READ MORE](#)

India: Domestic aluminium ingot P1020 vs LME price trend



India: NALCO raises primary aluminium ingot prices by INR 3,800/t (\$45/t)

2024-10-08 12:45:26

[READ MORE](#)

India: BigMint's billet index remains range-bound d-o-d amid modest buying - 8 Oct

08 Oct 2024

BigMint's billet index remained stable at INR 41,950/tonne (t) exw-Raipur on 8 October 2024.

The index remained range-bound throughout the day, influenced by mixed trends across various markets. Buying activity in both the semi-finished and finished steel segments remained slow during today's trading session. Market participants held back on purchases due to the upcoming festive holidays. In addition, continued weak demand for finished steel kept overall market sentiments subdued.

In Raipur, rebar prices increased by INR 300/t on Tuesday with 900 t deals concluded. Meanwhile, wire rod prices declined by INR 200/t d-o-d. Sponge iron prices in Raipur edged down by INR 100/t.

The conversion spread from sponge iron (PDRI) to billets for standalone furnaces in the Raipur region was recorded at INR 13,150/t.

Rationale

This index is derived based on transaction, offer, bid, and indicative price data sets. Transactions are

considered T1 and given a weightage of 50%, whereas other data sets are considered as T2 and given a weightage of the balance 50%.

- **Transactions (T1)** - Three trades at INR 37,100-37,200/t were recorded during the 2:30 pm to 5:30 pm BigMint trading window and considered for final price calculation as T1 inputs. The average of these transactions was INR 37,185/t, which was given a 50% weightage in the final price calculation.
- **Other price indicators - bids/offers/indicatives (T2)** - Ten offers were reported in the trading window and considered as T2 inputs. The average price of these ten was INR 37,177/t and given a 50% weightage in the final price calculation.

The final price of billets was INR 37,181/t exw-Raipur, rounded to INR 37,200/t exw.

[Click here for detailed methodology](#)

From BigMint Team - While it would be our earnest endeavour, at BigMint, to bring about transparent and unbiased price index reporting, we would request all our readers and subscribers for their feedback and if they could participate in the reporting of more transactions.

For detailed methodology - [click here](#)

India Domestic Raipur Billet Trade Updates - 8 Oct'24							BIGMINT	
Participant	Industry Type	Trade Type	*Price (INR/t)	Delivery	Time of Deal/Call	Data Set	Outlier	
P1	Trader	Offer	42,150	EXW	11:42	T2	Yes	
P2	Trader	Offer	42,150	EXW	12:03	T2	Yes	
P3	Seller	Indicative	42,200	FOR	12:05	T2	Yes	
P4	Trader	Indicative	42,400	FOR	12:53	T2	Yes	
P5	Seller	Offer	42,150	EXW	13:04	T2	Yes	
P6	Seller	Offer	42,200	EXW	13:06	T2	Yes	
P7	Seller	Indicative	42,100	EXW	13:15	T2	Yes	
P8	Trader	Indicative	42,100	EXW	15:02	T2	Yes	
P9	Seller	Offer	42,200	FOR	15:18	T2	Yes	
P10	Seller	Indicative	42,200	FOR	15:43	T2	Yes	
P11	Seller	Offer	42,000	EXW	16:14	T2	No	
P12	Buyer	Indicative	42,000	EXW	16:30	T2	No	
P13	Seller	Offer	42,000	EXW	16:31	T2	No	
P14	Trader	Trade	42,400	FOR	16:37	T1	Yes	
P15	Seller	Trade	42,000	FOR	16:40	T1	No	
P16	Seller	Offer	42,150	EXW	16:52	T2	Yes	
P17	Seller	Indicative	42,200	EXW	16:59	T2	Yes	
P18	Trader	Offer	42,000	EXW	17:02	T2	No	
P19	Trader	Trade	41,800	EXW	17:23	T1	No	
P20	Trader	Trade	42,000	EXW	17:23	T1	No	
P21	Trader	Trade	41,900	EXW	17:28	T1	No	
P22	Trader	Trade	42,000	EXW	17:28	T1	No	

T1 - Trade, T2 - Offer/Bid/Indicative, *Normalized price as per methodology

India Domestic Billet Price Index EXW Raipur

- Credible & Transparent Prices
- Robust Methodology & Rationale
- IOSCO Compliance
- Independent View of the Market
- Enabling Informed Conversations & Negotiations

Global Prices

Global Prices - Region Wise






























Commodity	Particular	Grade/Size	Price	Change	W-O-W	1M	3M
China							
<i>Export</i>							
Billet	FOB China	125*125, BF Grade	NA	NA	NA	NA	NA
TMT (Re-Bar)	FOB China	Commerical	NA	NA	NA	NA	NA
Wire Rod	FOB China	5.5mm	NA	NA	NA	NA	NA
HRC	FOB China	2.5mm	\$540	+ 30	+ 30	+ 90	+ 30
CRC	FOB China	0.90 mm	\$565	+ 40	+ 40	+ 45	- 5
<i>Import</i>							
Iron Ore	CNF China	Lumps Fe 64/63%, South Africa	\$111	+ 9	+ 9	+ 19	+ 2
Iron Ore	CNF China	Fines Fe 62%, Australia	\$109	+ 1	+ 7	+ 18	0
Pellets	CNF China	6-20mm, BF Grade	\$116	+ 3	0	+ 1	- 13
Coking Coal	CNF China	Premium HCC, Australia	NA	NA	NA	NA	NA
Mill Scale	CNF China	70/68%	NA	NA	NA	NA	NA
FeCr	CNF China	HC 60%	¢93/lb	- 1	- 1	- 2	- 5
Mn Ore	CNF China	Mn 46% Lumps, Australia	NA	NA	NA	NA	NA
Mn Ore	CNF China	Mn 38%, South Africa	NA	NA	NA	NA	NA
CIS Nations							
<i>Export</i>							
Billet	FOB Black Sea	125*125, BF Grade	\$470	+ 10	+ 10	+ 10	- 30
Slabs	FOB Black Sea	Commercial	NA	NA	NA	NA	NA
Pig Iron	FOB Black Sea	Steel Grade	\$348	- 4	- 4	- 34	- 67
TMT (Re-Bar)	FOB Black Sea	Commercial	NA	NA	NA	NA	NA
HRC	FOB Black Sea	2.5mm	\$505	+ 35	+ 35	+ 35	- 40
CRC	FOB Black Sea	0.90mm	\$575	+ 5	+ 5	0	- 62
Japan/Korea							
<i>Export</i>							
HRC	FOB Korea	2.5mm	\$500	0	NA	NA	- 50
<i>Import</i>							
FeCr	CNF Japan	HC 60%	¢97/lb	- 2	- 2	- 3	- 6.5

Note:- W-O-W: Week On Week, 1M: Change over last month, 3M: Change over last 3 months, All prices are weekly assessment, Iron Ore are daily assessment

Commodity	Particular	Grade/Size	Price	Change	W-O-W	1M	3M
India							
<i>Export</i>							
Iron Ore	FOB India	Fines, Fe 58/57%	\$67	0	0	+16.5	+7
Billet	FOB India	150*150mm	\$470	+5	0	0	NA
Pig Iron	FOB India	Steel Grade	NA	NA	NA	NA	NA
HRC	FOB India	2.5mm	\$560	0	NA	NA	NA
CRC	FOB India	0.9mm	\$625	-10	-10	-20	-55
SiMn	FOB India	60/14%	\$860	+9	+31	+48.6	+2.6
FeMn	FOB India	HC 75%	\$943	0	+19.5	+8	-82.4
FeSi	FOB Bhutan	70-75%	\$1,290	+40	+40	+140	+75
<i>Import</i>							
Iron Ore	CNF India	Lumps Fe 64%, South Africa	NA	NA	NA	NA	NA
Scrap	CNF India	HMS 1&2 ,Middle East	NA	NA	NA	NA	NA
Scrap	CNF India	Shredded, Europe	\$405	+1	+5	+12	-10.2
Coking Coal	CNF India	Premium HCC, Australia	\$219	-1	-1.5	+21.8	-34
Non-Coking Coal	CNF India	RB2 5500 NAR, South Africa	NA	NA	NA	NA	NA
Met Coke	CNF India	62%, China	NA	NA	NA	NA	NA
Pellets	CNF India	6-20mm, BF Grade	NA	NA	NA	NA	NA
Wire Rod	CNF India	5.5mm, China	NA	NA	NA	NA	NA
HRC	CNF India	2.5mm, China	\$570	+30	+30	+90	+25
HRC	CNF India	2.5mm, Korea	\$530	0	NA	NA	-40
CRC	CNF India	0.90mm, China	\$585	+40	+40	+45	-5
HR Plate	CNF India	A 36	NA	NA	NA	NA	NA
Mn Ore	CNF India	Mn 38%, South Africa	NA	NA	NA	NA	NA
Europe & US							
<i>Export</i>							
Pig Iron	FOB Brazil	Steel Grade	\$432	-5	-5	-5	-13
<i>Import</i>							
Scrap	CFR Turkey	HMS (80:20), US	\$386	+1	+10.75	+15.8	-4.8
HRC	CIF Europe	2.5mm	NA	NA	NA	NA	NA
Middle East & Africa							
<i>Export</i>							
Iron Ore	FoB South Africa	Lumps, Fe 64/63%	NA	NA	NA	NA	NA
Non Coking Coal	FoB South Africa	RB2 5500 NAR	NA	NA	NA	NA	NA
<i>Import</i>							
Billet	CNF Dubai	125*125, China	NA	NA	NA	NA	NA
HRC	CNF Dubai	2.5mm, China	\$570	+60	NA	+80	+18

Note:- W-O-W: Week On Week, 1M: Change over last month, 3M: Change over last 3 months, All prices are weekly assessment, Iron Ore are daily assessment

LIVE TENDERS

COMPANY	TYPE	GRADE	QUANTITY	EXPIRY DATE	LOCATION	VIEW
Aluminium						
NMDC	Buy	Alumina	40 MT	17 Oct, 2024	 Bellary, Karnataka, India	VIEW
Welspun Corp Limited	Sell	Aluminum and Stainless Scrap	35 MT	15 Oct, 2024	 Anjar, Gujarat, India	VIEW
Bauxite						
Mineral Resources Department Government of Chhattisgarh	Services	Bauxite Block	1 Nos	09 Oct, 2024	 Raipur, Chhattisgarh, India	VIEW
Mineral Resources Department Government of Chhattisgarh	Services	Bauxite Block	1 Nos	09 Oct, 2024	 Raipur, Chhattisgarh, India	VIEW
Coking						
NMDC	Sell	Coke Dust	2,000 MT	16 Oct, 2024	 Jagdalpur, Chhattisgarh, India	VIEW
Copper						
MIDHANI	Buy	Electrolytic Copper Cathodes	12 MT	12 Oct, 2024	 Hyderabad, Telangana, India	VIEW
Fines/Lumps						
KIOCL	Buy	Fe:63.50% Iron Ore Fines	200,000 MT	15 Oct, 2024	 Bangalore, Karnataka, India	VIEW
Karnataka State Minerals Corporation Limited	Sell	Iron Ore Fines & Lumps	253,202 MT	10 Oct, 2024	 Bellary, Karnataka, India	VIEW
MSTC	Sell	Iron Ore Lumps	19,250 MT	09 Oct, 2024	 Chitradurga, Karnataka, India	VIEW
Karnataka State Minerals Corporation Limited	Sell	Iron Ore Fines	140,000 MT	14 Oct, 2024	 Bellary, Karnataka, India	VIEW
Sandur Manganese & Iron Ore	Sell	Iron Ore Lumps	37,000 MT	09 Oct, 2024	 Bellary, Karnataka, India	VIEW
Director of Mines & Geology	Services	Iron Ore	8 Nos	21 Oct, 2024	 Bangalore, Karnataka, India	VIEW
JSW Steel Ltd	Sell	Iron Ore Lumps	98,750 MT	10 Oct, 2024	 Keonjhar, Odisha, India	VIEW
NMDC	Sell	Iron Ore Fines & Lumps	48,000 MT	09 Oct, 2024	 Bellary, Karnataka, India	VIEW
NMDC	Sell	Iron Ore Fines & Lumps	306,000 MT	10 Oct, 2024	 Bellary, Karnataka, India	VIEW
Galvanized						
SAIL	Sell	GP Coil Prime	433 MT	14 Oct, 2024	 Ahmedabad, Gujarat, India	VIEW
Gpc						
SAIL	Sell	GP Coil Prime	270 MT	14 Oct, 2024	 Kolkata, West Bengal, India	VIEW
Melting Scrap						
ONGC	Sell	Melting Scrap	424 MT	10 Oct, 2024	 Raigad, Maharashtra, India	VIEW
Indian Oil	Sell	D Shaped Cylinder Scrap	200 MT	16 Oct, 2024	 Chennai, Tamil Nadu, India	VIEW
Indian Oil	Sell	D Shaped Cylinder Scrap	200 MT	14 Oct, 2024	 Shimoga, Karnataka, India	VIEW
SAIL	Sell	HR Plates Rejected	527 MT	09 Oct, 2024	 Ghaziabad, Uttar Pradesh, India	VIEW
SAIL	Sell	Melting Scrap-TMT Scrap	270 MT	21 Oct, 2024	 Mumbai, Maharashtra, India	VIEW
MungiEngineering	Sell	Melting Scrap-CR HR Punching	700 MT	10 Oct, 2024	 Pune, Maharashtra, India	VIEW
TATAMotorsBodySolutionsLimited	Sell	Melting Scrap	250 MT	10 Oct, 2024	 Bhubaneswar, Odisha, India	VIEW
Met Coke						
NMDC	Sell	Mixed Breeze Coke Nut Coke	25,000 MT	16 Oct, 2024	 Jagdalpur, Chhattisgarh, India	VIEW
TATA Steel	Sell	LAM Coke	3,000 MT	09 Oct, 2024	 Jamshedpur, Jharkhand, India	VIEW
Non Coking						
NMDC	Sell	Anthracite Coal	20,000 MT	11 Oct, 2024	 Bellary, Karnataka, India	VIEW
APMDC	Sell	Non Coking Coal G7	75,000 MT	15 Oct, 2024	 Vijayawada, Andhra Pradesh, India	VIEW
Pellets						
NMDC	Sell	Iron Ore Pellets	26,000 MT	10 Oct, 2024	 Bellary, Karnataka, India	VIEW

COMPANY	TYPE	GRADE	QUANTITY	EXPIRY DATE	LOCATION	VIEW
Pig Iron						
SAIL	Sell	Pig Iron	8,050 MT	09 Oct, 2024	 Bhilai, Chattisgarh, India	VIEW
SAIL	Sell	Pig Iron	3,000 MT	15 Oct, 2024	 Rourkela, Odisha, India	VIEW
Rail						
SAIL	Sell	IU Rail	2,000 MT	09 Oct, 2024	 Bhilai, Chattisgarh, India	VIEW
Stainless Steel						
INOX India Pvt Ltd	Sell	Stainless Steel & Aluminum Scrap	18 MT	15 Oct, 2024	 Kalol, Gujarat, India	VIEW
Zinc						
TATA Steel	Sell	Zinc Dust	66 MT	09 Oct, 2024	 Kharagpur, West Bengal, India	VIEW

[View All](#)



Formerly SteelMint / CoalMint

Contact:

info@bigmint.co

+91 97700 56666

Disclaimer: BigMint has taken due care and caution in compilation of content. Information is just for reference not intended for trading purpose or to address your particular requirement. The content includes facts, views and opinions are of individuals and not that of the BigMint management. We and our content licensors do not guarantee or warrant the accuracy, completeness or timeliness of, or otherwise endorse these views, and opinions. BigMint and its affiliates, or their employees, directors or agents shall not be liable or responsible for any loss or costs or any action whatsoever arising out of use or relying on the spot prices disseminated.