



**BIGMINT**

Formerly SteelMint / CoalMint

Issue 1279,

# Daily Steel Report

## HIGHLIGHTS

09 Sep 2024, Mon

[Intel & Insights](#)

---

[Snap Shot - Global Prices \(USD/MT\)](#)

---

[Snap Shot - Indian Domestic Prices \(INR/MT\)](#)

---

[Iron Ore](#)

---

[Coal](#)

---

[Scrap & Metallica](#)

---

[Steel](#)

---

[Ferro Alloy](#)

---

[Non Ferrous](#)

---

[India Domestic Billet Index](#)

---

[Global Prices - Region Wise](#)

---

[Live Tenders](#)

---

## INDIA

### Iron Ore

India: Odisha iron ore fines index inches up w-o-w [READ MORE >](#)

India: Iron ore concentrate prices remain stable in recent deals [READ MORE >](#)

India: Vedanta to auction 20,000 t of iron ore lumps from Karnataka [READ MORE >](#)

### Scrap & Metallics

Weekly round-up: Global ferrous scrap offers see mixed trends, Turkiye edges up following recent deals [READ MORE >](#)

India: Mill scale prices drop in Kandla, stable in Raipur [READ MORE >](#)

BigMint's daily trade sheet - 6 Sep'24 [READ MORE >](#)

### Steel

Weekly round-up: Semi-finished steel prices, volatile ferro alloys market remain uncertain amid weak demand [READ MORE >](#)

Weekly round up: Global billet prices fall amid lower offers w-o-w [READ MORE >](#)

India: HR strip prices drop by up to INR 800/t w-o-w in key markets [READ MORE >](#)

India: ERW patra pipe prices fall by INR 800/t w-o-w in Raipur [READ MORE >](#)

India: Monthly average HR plate prices drop further by INR 2,100/t (\$25/t) in Aug'24 [READ MORE >](#)

India: RINL floats 20,000 t billet export tender [READ MORE >](#)

### Ferro Alloy

India: Imported manganese ore prices dip on buyers' resistance [READ MORE >](#)

Weekly round-up: Ferro alloys prices see mixed trends amid cautious market [READ MORE >](#)

### Non Ferrous

Weekly round-up: Domestic, global base metals prices exhibit negative trends [READ MORE >](#)

### Ship Breaking

India: Melting scrap prices remain stable for 2nd consecutive day in Alang [READ MORE >](#)

## CHINA

China: Iron ore spot prices inch up by \$1/t d-o-d [READ MORE >](#)

China weekly: Steel prices show downtrend with fall in SHFE futures [READ MORE >](#)

China: Crude steel output at key provinces declines over Jan-Jul'24. Know why? [READ MORE >](#)

## SOUTH ASIA

Nepal: Rebar offers fall by \$15/t w-o-w [READ MORE >](#)

## SOUTH EAST ASIA

Indonesian thermal coal portside prices fall amid weak market sentiments [READ MORE >](#)

# China weekly: Steel prices show downtrend with fall in SHFE futures

Sep 07, 2024 16:46

The Chinese steel market faced a steep decline, closely following the downtrend in Shanghai Futures Exchange (SHFE) prices. Domestic steel products, such as billets, hot-rolled coils (HRCs), and rebars, experienced w-o-w price drops. In addition,

raw material costs for iron ore and coking coal also fell. Iron ore spot prices fall sharply: The benchmark iron ore fines price significantly decreased by \$8/t w-o-w to \$91.75/t CFR China on 6 September 2024 amid a weak downstream ma

*Continued*

## SNAP SHOT - GLOBAL PRICES (USD/MT)

Commodity	Particular	Size,Grade	As on	Price	Change	1M	3M
Iron Ore Fines <sup>1</sup>	China Imports	Fines, Fe 62%	06 Sep   07.48 IST	\$91	-1	-8	-16
Iron Ore <sup>1</sup>	Indian Imports	Lumps, Fe 64%	04 Sep   16.53 IST	\$103	-7.5	-10	NA
Pellets ( Brazil ) <sup>2</sup>	China Imports	6-20 mm, Fe 65%	04 Sep   16.49 IST	\$115	-8	-8	-6
Pellets ( India ) <sup>2</sup>	China Imports	6-20 mm, Fe 63%	06 Sep   18.35 IST	\$96.5	-5	-11.75	-12.5
Coking <sup>2</sup>	Australia Exports	Premium HCC	06 Sep   11.12 IST	\$185	-9	-30	-71.4
Non Coking <sup>2</sup>	India Imports	RB2 , S.Africa	06 Sep   14.15 IST	\$106.5	-2.5	-3.5	-7.5
Graphite Electrode <sup>2</sup>	China Exports	600mm, UHP	02 Sep   18.18 IST	15,150 RMB/t	-100	-900	-1,200
Scrap <sup>2</sup>	India Imports	Shredded	06 Sep   18.35 IST	\$390	0	-26.2	-30.4
Scrap <sup>2</sup>	Turkey Imports	HMS 80:20	06 Sep   18.35 IST	\$370	0	-14.4	-14.2
Scrap <sup>2</sup>	Pakistan Imports	Shredded	06 Sep   18.35 IST	\$401	+1	-23.2	-23
Scrap <sup>2</sup>	Bangladesh Imports	Shredded	06 Sep   18.35 IST	\$403	-2	-23.5	-21.8
Scrap ( Ship Breaking ) <sup>2</sup>	India Imports	Containers	03 Sep   11.29 IST	\$520	0	-10	-40
Billet <sup>2</sup>	India Exports	150*150, 3SP/4SP	03 Sep   18.08 IST	\$490	0	0	NA
Billet <sup>2</sup>	Russia Exports	130*130, 3SP	06 Sep   18.08 IST	\$473	0	-12	-22
Billet <sup>2</sup>	Iran Exports	130*130, 3SP	06 Sep   18.08 IST	\$465	0	-5	-17
Billet <sup>2</sup>	Philippines Import	150*150, 3SP	06 Sep   18.05 IST	\$460	-10	-22.5	-55.5
Sponge Iron <sup>2</sup>	India Exports	-	-	-	-	-	-
Pig Iron <sup>2</sup>	Russia Exports	Steel Grade	07 Sep   11.40 IST	\$382	-6	-10	-38
HRC <sup>2</sup>	China Exports	3-12mm, SS400	03 Sep   18.43 IST	\$465	0	-30	-60
Wire Rod <sup>2</sup>	Nepal Import	5.5-6.0mm, Commercial Grade	07 Sep   13.18 IST	\$525	0	-5	-57
HRC <sup>2</sup>	India Exports	2.5 mm, SAE1006	23 Apr   18.30 IST	\$560	0	-15	-40
HRC <sup>2</sup>	South Korea Exports	1.6-2.5mm, SAE 1006	13 Aug   18.46 IST	\$520	-30	-30	NA
HRC ( China ) <sup>2</sup>	Vietnam Imports	2-3mm, SAE 1006	03 Sep   18.45 IST	\$485	0	-25	-65
HRC ( China ) <sup>2</sup>	Dubai Imports	2-3mm, SAE 1006	03 Sep   18.45 IST	\$485	0	-25	-65
CRC <sup>2</sup>	India Exports	0.9 mm, IS 513 Gr.O	04 Sep   18.26 IST	\$645	-10	-30	-55
CRC <sup>2</sup>	China Exports	0.90mm, SPCC	04 Sep   18.26 IST	\$520	0	-35	-75
HR Plate <sup>2</sup>	China Exports	5-10mm, SS 400	04 Sep   18.22 IST	\$475	-5	-50	-70
GP <sup>2</sup>	China Exports	DX51D+z80, Width 1,000-1,500 mm, thickness 0.5-2mm	05 Sep   17.44 IST	\$585	-5	-30	-60
Silico Manganese <sup>2</sup>	India Exports	25-150 mm, HC 65-16	06 Sep   18.34 IST	\$930	0	-39.6	-300.2
Ferro Chrome <sup>2</sup>	China Import	10-150mm, HC 60%	04 Sep   10.23 IST	¢95 /lb	0	-0.5	-3.5
Manganese Ore <sup>2</sup>	India Imports	Lumps, Mn 37%,	07 Sep   11.37 IST	\$4 /dmtu	0	-0.3	-2.35
Ferro Manganese <sup>2</sup>	India Exports	25-150 mm, HC 75%	06 Sep   18.31 IST	\$950	0	-54.2	-289.6
Ferro Silicon <sup>2</sup>	Bhutan Exports	10-50 mm, FeSi 70%	02 Sep   18.49 IST	\$1,150	-5	+20	-140

1-Daily Assessment, 2-Weekly Assessment, 3-Monthly Assessment, W-O-W:Week On Week, 1M: Change over last month, 3M: Change over last 3 months

# India: Odisha iron ore fines index inches up w-o-w

Sep 07, 2024 14:56

Few miners raise iron ore offers Export prices sharply fall w-o-w High-grade iron ore availability remains tightBigMint's Odisha iron ore fines (Fe 62%) index inched up by INR 100/t w-o-w to INR 4,200/tonne (\$50/t) ex-mines as of 7 September.

Over the past week, private miners in Odisha closed deals for approximately 315,000 t of iron ore. No significant transactions occurred in the higher-grade fines market due to limited material availability. Additionally, some miners refrained from

*Continued*

## SNAP SHOT - INDIAN DOMESTIC PRICES (INR/MT)

Commodity	Particular	Size,Grade	As on	Price	Change	1M	3M
Fines/lumps <sup>2</sup>	Iron Ore Index	5-18 mm, Fe 63%, DR Grade	07 Sep   14.39 IST	5,650	0	-150	-2,150
Fines/lumps <sup>2</sup>	Iron Ore Index	0-10 mm, Fe 63%	07 Sep   14.02 IST	4,400	0	-250	-1,450
Iron Ore <sup>3</sup>	NMDC	6-40 mm, Fe 65.5%	07 Aug   11.13 IST	5,350	NA	NA	-1,100
Iron Ore <sup>3</sup>	NMDC	0-10 mm, Fe 64%	07 Aug   11.05 IST	4,610	NA	NA	-1,000
Pellets <sup>2</sup>	Raipur	6-20 mm, Fe 63%,	06 Sep   18.40 IST	8,600	-300	-500	-2,400
Pellets <sup>2</sup>	Bellary	6-20 mm, Fe 63%	06 Sep   18.40 IST	9,400	0	-325	-1,150
Met Coke <sup>2</sup>	Ex-India (East)	25-90 mm, Blast Furnace-grade	04 Sep   17.34 IST	34,100	-100	-700	-1,400
Graphite Electrode <sup>3</sup>	Ex-India	600mm, UHP	24 Jun   19.11 IST	325,000	0	0	0
Mill Scale <sup>2</sup>	FoR-Kandla	Fines, Fe 70/68%	07 Sep   14.09 IST	6,400	-100	-375	-650
Hms <sup>1</sup>	Ex-Mumbai	HMS	06 Sep   17.35 IST	32,700	0	0	-2,400
Hms <sup>1</sup>	Ex-Alang	HMS	07 Sep   13.38 IST	34,000	0	+700	-4,000
Pig Iron <sup>1</sup>	Ex-Durgapur	Steel Grade	07 Sep   13.48 IST	36,000	0	-800	-2,400
Pig Iron <sup>1</sup>	Ex-Ludhiana, Foundary	Foundry Grade	07 Sep   13.42 IST	43,500	0	-300	-1,900
Sponge Pellet <sup>1</sup>	Ex-Raipur	Lumps, FeM 80%, +/-1	07 Sep   13.40 IST	24,700	0	+400	-2,100
Billet <sup>1</sup>	Ex-Mumbai	100x100mm, IS 2831	06 Sep   17.51 IST	40,600	-100	-700	-4,100
Billet <sup>1</sup>	Ex-Raipur	100x100mm, IS 2831	07 Sep   13.40 IST	37,800	-150	-500	-5,050
TMT (Re-Bar) Secondary mills <sup>1</sup>	Ex-Mumbai	12-25mm, IF Route, Fe 500, IS 1786	07 Sep   13.42 IST	45,700	0	+700	-4,800
TMT (Re-Bar) Secondary mills <sup>1</sup>	Ex-Delhi/NCR	12-25mm, IF Route, Fe 500, IS 1786	07 Sep   13.42 IST	44,600	-200	-900	-5,300
TMT (Re-Bar) <sup>2</sup>	Ex-Mumbai	12-32mm, BF Route , IS 1786 Fe 500D	06 Sep   17.33 IST	50,600	+300	+300	-7,200
Structure <sup>1</sup>	Ex-Mumbai	40x40 Angle, IF Route, IS 2062/2011 E-250 Gr A	06 Sep   10.21 IST	48,600	+100	+200	-3,700
Wire Rod <sup>1</sup>	Ex-Raipur	5.5 mm, SWRY 14 LC Gr 3, Induction route	07 Sep   13.25 IST	41,500	-200	-600	-5,400
HRC <sup>2</sup>	Ex-Delhi	2.5-8mm / CTL, IS2062, Gr E250 Br.	06 Sep   17.41 IST	48,800	-200	-2,150	-5,800
HRC <sup>2</sup>	Ex-Mumbai	2.5-8mm / CTL, IS2062, Gr E250 Br.	06 Sep   17.41 IST	49,000	0	-2,050	-4,950
CRC <sup>2</sup>	Ex-Delhi	0.90mm / CTL, IS 513, CR1	06 Sep   17.48 IST	57,000	0	-1,450	-4,200
CRC <sup>2</sup>	Ex-Mumbai	0.90mm / CTL, IS 513, CR1	06 Sep   17.48 IST	56,200	-200	-1,950	-4,250
HR Plate <sup>2</sup>	Ex-Mumbai	5-10mm, Gr E250 Br.	04 Sep   18.08 IST	50,500	0	-1,000	-4,500
GP <sup>2</sup>	Ex-Mumbai	0.8mm / CTL, 120 GSM, IS277	05 Sep   18.12 IST	60,300	0	-2,100	-4,600
Silico Manganese <sup>2</sup>	Ex-Raipur	25-150 mm, HC 60-14	06 Sep   18.33 IST	67,200	-300	-1,880	-19,840
Ferro Manganese <sup>2</sup>	Ex-Raipur	25-150 mm, HC 70%	06 Sep   18.30 IST	73,000	-150	-2,930	-21,420
Ferro Chrome <sup>2</sup>	Ex-Jajpur	10-150mm, HC 60%, Si- 4%	06 Sep   10.15 IST	106,600	-1,200	+2,450	-850
Manganese Ore <sup>2</sup>	Ex Balaghat, MOIL	Lumps, Mn 37%, Fe 7.5%	02 Sep   12.42 IST	12,874	-2,272	NA	NA
Chrome Ore <sup>2</sup>	Ex-Odisha OMC, E-auction	Lumps, Friable 48-50%	21 Aug   18.29 IST	23,721	-424	NA	NA

\*Basic Price GST @ 18% extra

1-Daily Assessment, 2-Weekly Assessment, 3-Monthly Assessment, W-O-W: Week On Week, 1M: Change over last month, 3M: Change over last 3 months

# Iron Ore

## Iron Ore (India)

Particular/Delivery	Size/Grade	Delivery	As On	Price	Change	1M	3M
Indian prices (in INR/MT)							
Odisha Iron Ore Index	5-18 mm, Fe 63%, DR Grade	Ex-mines	07 Sep   14.39 IST	5,650	0	-150	-2,150
	10-30mm, Fe 63%, BF Grade	Ex-mines	07 Sep   14.02 IST	5,050	0	0	-1,850
	0-10 mm, Fe 63%	Ex-mines	07 Sep   14.02 IST	4,400	0	-250	-1,450
	0-10mm, Fe 60%	Ex-mines	07 Sep   14.39 IST	3,700	+50	-150	-1,100
	0-5mm, Fe 57%	Ex-mines	05 Sep   18.16 IST	2,400	0	-300	-1,050
	5-18 mm, Lumps, Fe 60%	Ex-mines	07 Sep   14.02 IST	5,000	0	-100	-1,700
	10-30 mm, lumps, Fe 60%	Ex-mines	07 Sep   14.02 IST	4,400	0	-200	-1,650
	0-10mm, Fe 62%	Ex-mines	07 Sep   14.39 IST	4,200	+100	-250	-1,100
OMC Daitari	0 -5 mm, Fe 62-64%	Ex-Mines	20 Aug   13.32 IST	4,000	-800	-800	-1,930
	10-40 mm, Fe 62%	Ex-Mines	20 Aug   13.32 IST	5,210	+150	+150	-1,800
OMC Kurmitar (Koira)	0 -5 mm, Fe 62-60%	Ex-Mines	20 Aug   13.32 IST	3,500	-600	-600	-1,450
	10-40 mm, Fe 62%	Ex-Mines	20 Aug   13.32 IST	5,150	+150	+150	-1,650
OMC Gandhamardan	0 -5 mm, Fe 62-60%	Ex-Mines	20 Aug   13.32 IST	3,450	-800	-800	-1,850
	10-40 mm, Fe 62%	Ex-Mines	20 Aug   13.32 IST	4,600	-100	-100	-1,650
OMC Guali	5-18 mm, Fe 62%	Ex-mines	20 Aug   13.32 IST	5,105	-150	-150	-1,050
	Fines -5 mm, Fe 60-62%	Ex-mines	20 Aug   13.32 IST	4,100	-300	-300	-1,550
OMC Jilling	5-18 mm, Fe 62%	Ex-mines	20 Aug   13.32 IST	5,700	-150	-150	-1,750
	Fines -5 mm, Fe 60-62%	Ex-mines	20 Aug   13.32 IST	4,250	-250	-250	-1,400
NMDC, Chhattisgarh	0 -10 mm, Fe 64%	F.O.R Siding	07 Aug   11.05 IST	4,610	NA	NA	-1,000
	10-40 mm, Fe 67%, DR CLO	F.O.R Siding	07 Aug   11.05 IST	6,420	NA	NA	-1,100
	10-150 mm, Fe 65.5%	F.O.R Siding	07 Aug   11.05 IST	5,320	NA	NA	-1,130
	6-40 mm, Fe 65.5%	F.O.R Siding	07 Aug   11.13 IST	5,350	NA	NA	-1,100
Chandrapur, Maharashtra	0-10mm, Fe 63%	FoR Ballarshah	06 Sep   18.43 IST	5,050	-100	-1,050	-1,050
Ex-Bellary	0-10 mm, Fe 62%	Ex-Mines	05 Sep   18.10 IST	4,500	0	0	-1,100
	0-10 mm, Fe 57%	Ex-Mines	05 Sep   18.10 IST	2,650	0	-50	-850
Karnataka e-auction	Lumps 10-20mm, Fe 63%	Ex-Mines	31 Aug   14.18 IST	4,400	+100	+100	-450
	Fines 0 -5 mm, Fe 60%	Ex-Mines	31 Aug   14.18 IST	3,400	+200	+200	-300

## Pellets (India)

Indian prices (in INR/MT)							
Ex-Barbil	6-20 mm, Fe 63%, (+/- 0.5%)	FOR Siding	06 Sep   18.40 IST	7,050	0	-200	-1,625
Ex-Durgapur	6-20 mm, Fe 63%, (+/- 0.5%)	Ex-Works	06 Sep   18.40 IST	7,700	0	-300	-1,775
Ex-Jamshedpur	6-20 mm, Fe 63%	Ex-Works	06 Aug   18.55 IST	8,050	-50	0	-1,150
Ex-Jharsugda	6-20 mm, Fe 63%, (+/- 0.5%)	Ex-Works	06 Sep   18.40 IST	7,500	-100	-300	-1,750
Ex-Raipur	6-20 mm, Fe 63%, (+/- 0.5%)	Ex-Works	06 Sep   18.40 IST	8,600	-300	-500	-2,400
Ex-Kandla	6-20 mm, Fe 64/63%	DAP	06 Sep   18.40 IST	9,900	-300	-600	-1,900
Ex-Bellary	6-20 mm, Fe 63%	Ex-Works	06 Sep   18.40 IST	9,400	0	-325	-1,150

Weekly Assessment, GST @ 5% extra., Barbil and Kandla - Prices Loaded to Wagons

## Concentrates (India)

Indian prices (in INR/MT)							
Ex-Jabalpur	-45 micron, Fe 63%	Ex-works	07 Sep   12.51 IST	3,850	0	-175	-975

## Iron Ore (Global)

Global prices (in USD/MT)							
CNF China	Fines, Fe 61.5% (Australia Origin)	-	06 Sep   07.48 IST	\$89	-1	-8	-16
CNF China	Fines, Fe 62% (Australia Origin)	-	06 Sep   07.48 IST	\$91	-1	-8	-16
CNF China	Fines, Fe 62.5% (Brazil Origin)	-	06 Sep   18.08 IST	\$92	-2	-10	-17
CNF China	Fines, Fines 63/62% (India origin)	-	06 Sep   18.08 IST	\$86	-2	-6	-9
CNF China	Lumps, Fe 64/63% (South Africa Origin)	-	06 Sep   18.08 IST	\$91	-2	-9	-16
CNF China	Lumps, USD/dmtu	-	06 Sep   07.48 IST	\$0.1505	-0.0025	-0.0195	-0.0595
CNF China	Fines, Fe 55% (India Origin)	-	05 Sep   18.15 IST	\$58	-4	-6.5	-7

<b>CNF China</b>	Fines, Fe 56% (India Origin)	-	05 Sep   18.15 IST	\$61	-4	-6.5	-7
<b>CNF China</b>	Fines, Fe 57% (India origin)	-	05 Sep   18.02 IST	\$64	-4	-6.5	-7
<b>CNF India</b>	Lumps, Fe 64% (South Africa origin)	-	04 Sep   16.53 IST	\$103	-7.5	-10	-13.5
<b>FOB India</b>	Fines, Fe 57% (India origin)	-	05 Sep   17.58 IST	\$51	-4	-6	-6

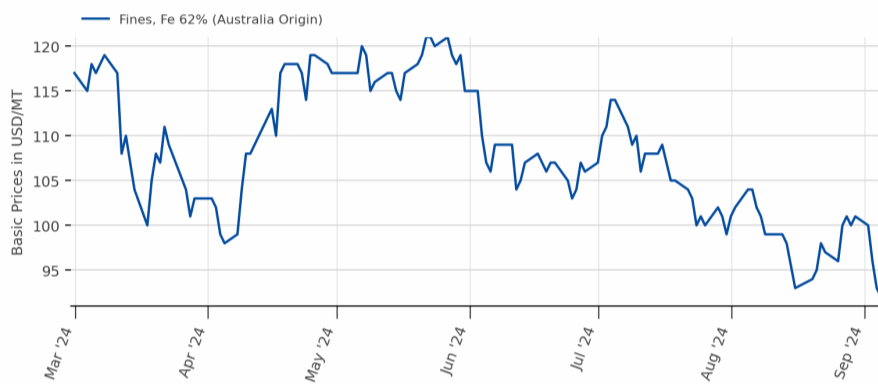
Prices on DMT basis (Daily Assessment) , India- Single Port Loading , FOB prices including demurrage , June to November: Moisture@ 10% , December to May: Moisture@ 8% , Or, actual moisture as per cargo certificate submitted by shipper to be adjusted

## Pellets (Global)

Global prices (in USD/MT)							
<b>CNF China</b>	6-20 mm, Fe 63% (India Origin)	-	06 Sep   18.35 IST	\$96.5	-5	-11.75	-12.5
	6-20 mm, Fe 65% (Brazil Origin)	-	04 Sep   16.49 IST	\$115	-8	-8	-6
<b>FOB India</b>	6-20 mm, Fe 63%	-	06 Sep   18.22 IST	\$83.5	-5	-11.75	-11.5
<b>CNF China</b>	5-20mm, Fe 63%	-	05 Sep   10.36 IST	\$7.65	-0.1	+0.55	+2.65
	6-20mm	-	05 Sep   10.36 IST	\$16.5	-0.4	-0.1	+2.85

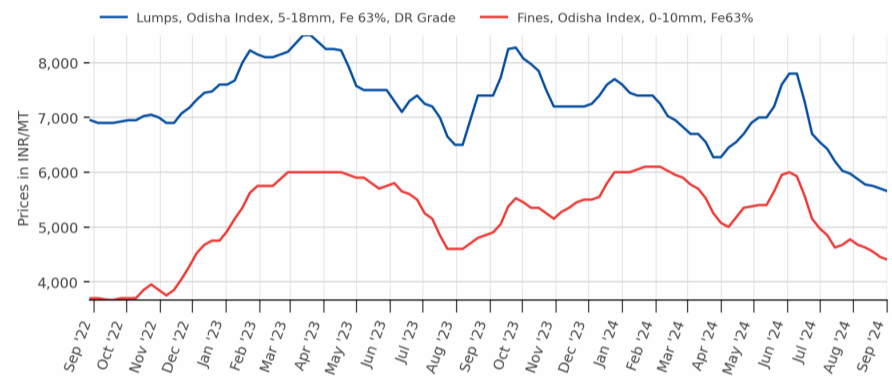
Note:- W-O-W: Week On Week, 1M: Change over last month, 3M: Change over last 3 months

### Iron Ore Fines, CNF Rizhao China



Source:BigMint

### Odisha Iron Ore Price Index (Lumps & Fines)



Source:BigMint



### Odisha Iron ore index, Pellet v/s Coal

Prices in INR/t (LHS) and Prices in \$/t (RHS)

Source: BigMint

**India: Odisha iron ore fines index inches up w-o-w**

2024-09-07

[READ MORE](#)

### BigMint Iron Ore Concentrate Index

Quantity Sold and Average Price (Exw-Jabalpur)

Source: BigMint | Note: Iron ore concentrate trade volumes recorded by BigMint

**India: Iron ore concentrate prices remain stable in recent deals**

2024-09-07

[READ MORE](#)

### Karnataka miner-wise iron ore e-auction sales in Aug'24

1 mnt Total Karnataka iron ore e-auction sales in Aug'24

Source: BigMint

**India: Vedanta to auction 20,000 t of iron ore lumps from Karnataka**

2024-09-07

[READ MORE](#)

### Fe 62% Australian iron ore fines

Prices in \$/t CFR China

Source: BigMint

**China: Iron ore spot prices inch up by \$1/t d-o-d**

2024-09-07

[READ MORE](#)

### Bellary Pellet Prices v/s Traded Volumes

Quantity booked and Pellet prices

Source: BigMint

**Karnataka: Pellet prices remain unchanged in Bellary**

2024-09-06

[READ MORE](#)

### Brazil Iron Ore Export

Quantity in mmt

Source: BigMint

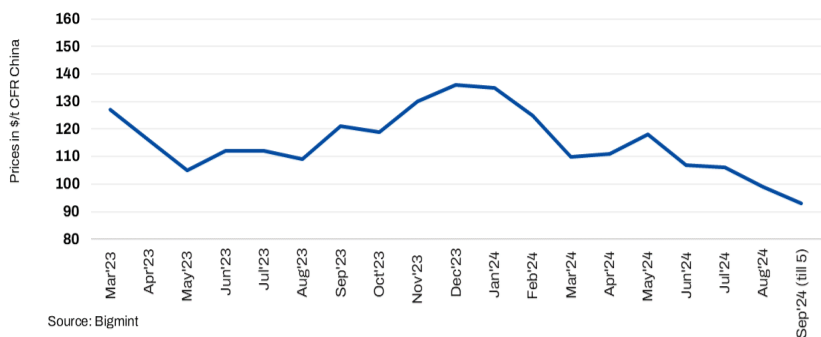
**Brazil: Iron ore exports fall by 8% y-o-y in Aug'24**

2024-09-06

[READ MORE](#)

Fe 62% Australian iron ore fines

Iron ore fines Fe 62% \$90.50/dmt (1.75)  
CFR China 5 Sep'24



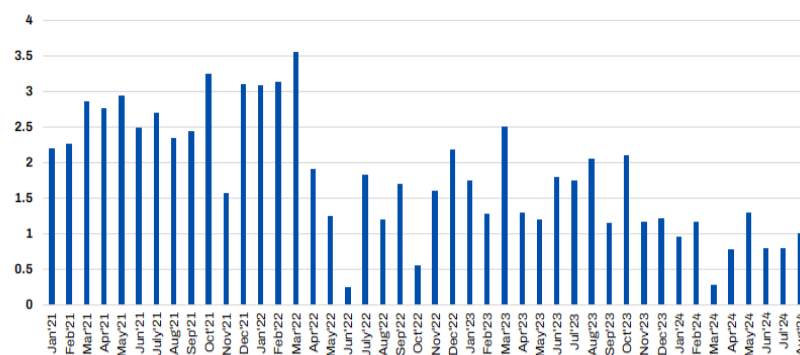
Source: Bigmint

China: Iron ore spot prices continue to fall amid lower demand from mills

2024-09-06

READ MORE

Karnataka iron ore e-auction sales volume



Source: BigMint

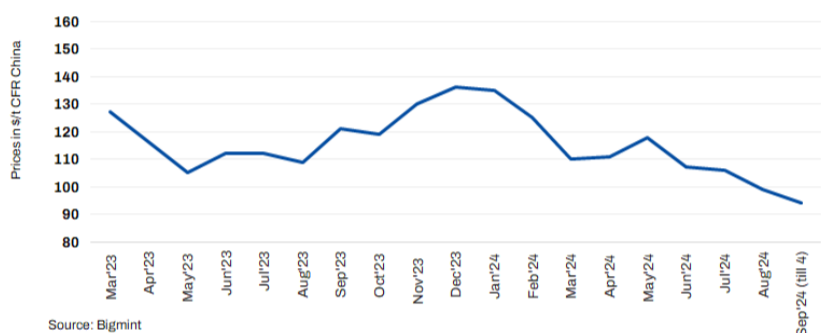
India: 40,000 t of iron ore booked in KSMCL's auction from Karnataka

2024-09-06

READ MORE

Fe 62% Australian iron ore fines

Iron ore fines Fe 62% \$92.25/dmt (1.05)  
CFR China 4 Sep'24



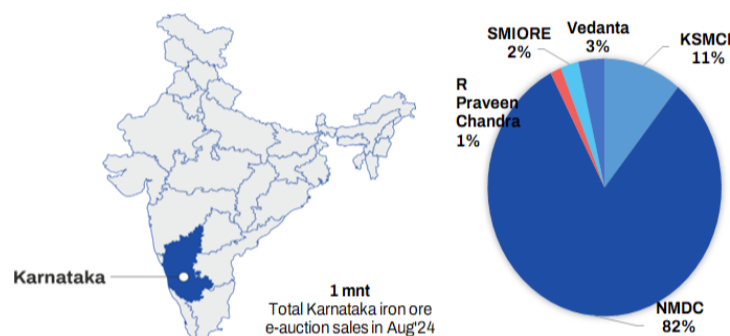
Source: Bigmint

China: Iron ore spot prices fall for third consecutive day

2024-09-05

READ MORE

Karnataka miner-wise iron ore e-auction sales in Aug'24



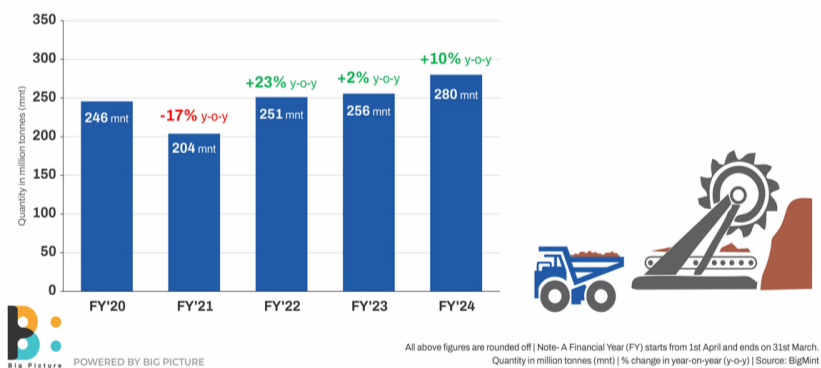
Source: BigMint

India: 8,000 t iron ore lumps booked in Vedanta's auction from Karnataka

2024-09-05

READ MORE

India's iron ore production (FY'20-FY'24)

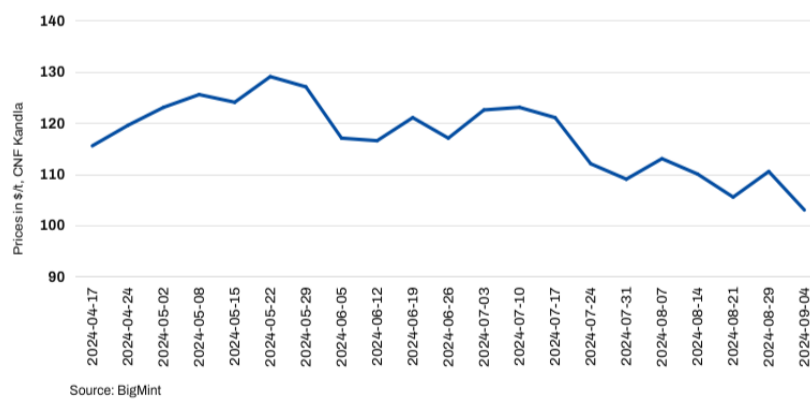


India: Vedanta-ESL's iron ore lumps auction fetches higher bids

2024-09-05

READ MORE

Imported SA iron ore lump offers to India



Source: BigMint

India: Imported South African iron ore lump offers fall by \$8/t w-o-w

2024-09-04

READ MORE



# Coal

## Non Coking (India)

Particular/Delivery	Size/Grade	Delivery	As On	Price	Change	1M	3M
Indian prices (in INR/MT)							
Ex-Gangavaram	RB2 (5500 NAR), S.Africa	Ex-Port	06 Sep   17.53 IST	9,450	-150	-200	-750
	RB3 (4800 NAR), South Africa	Ex-Port	06 Sep   17.53 IST	7,600	0	-150	-800

## Met Coke (India)

Indian prices (in INR/MT)							
Ex-Jajpur	25-90 mm, Blast Furnace-grade	Ex-Yard	04 Sep   17.34 IST	34,100	-100	-700	-1,400
Ex-Gandhidham	25-90 mm, Blast Furnace-grade	Ex-Yard	04 Sep   17.34 IST	30,800	-500	-1,900	-2,700

## Coking (Global)

Global prices (in USD/MT)							
CNF India	0-40mm, HCC 64 Mid Vol, Australia	-	06 Sep   11.08 IST	\$175	-7	-39.2	-66.4
	0-40mm, Premium HCC, Australia	-	06 Sep   11.08 IST	\$201	-9	-29.4	-73
	Low Vol PCI, Australia	-	06 Sep   11.08 IST	\$170	-7	-32.2	-23
FOB Australia	0-40mm, Low Vol PCI	-	06 Sep   11.12 IST	\$154	-7	-32.25	-21
	HCC 64 Mid Vol	-	06 Sep   11.12 IST	\$159	-7	-39.25	-65
	Premium HCC	-	06 Sep   11.12 IST	\$185	-9	-30	-71.4

## Non Coking (Global)

Global prices (in USD/MT)							
CNF India	RB1 (6000 NAR), S.Africa	-	06 Sep   14.00 IST	\$121	-6	-6	-6.2
	RB2 (5500 NAR), S.Africa	-	06 Sep   14.15 IST	\$106.5	-2.5	-3.5	-7.5
	RB3 (4800 NAR), S.Africa	-	06 Sep   14.00 IST	\$87	-2	-5	-10
FOB South Africa	RB1 (6000 NAR)	-	06 Sep   14.13 IST	\$102.5	-6.5	-7.5	-6.7
	RB2 (5500 NAR)	-	06 Sep   14.13 IST	\$91	0	-2	-5
	RB3 (4800 NAR)	-	06 Sep   14.13 IST	\$71	0	-4	-8

## Met Coke (Global)

Global prices (in USD/MT)							
FOB China	25-90mm, 64% CSR	-	05 Sep   17.13 IST	\$250	-1	-16	-44
CNF India	25-90mm, 64% CSR, China	-	05 Sep   17.16 IST	\$262	0	-17	-52
	64% CSR, Japan origin	-	05 Sep   17.16 IST	\$355	0	-3	-5

Note:- W-O-W: Week On Week, 1M: Change over last month, 3M: Change over last 3 months

# Scrap & Metallic

## Sponge (India)

Region	Particular	Sponge Iron (C-DRI)				Pellet Sponge (P-DRI)			
		Price	Change	W-O-W	1M	Price	Change	W-O-W	1M
Indian prices (in INR/MT) <span style="float: right;">As on 07 Sep 2024</span>									
North India	Mandi Gobindgarh	29,800	0	-200	0	-	-	-	-
East India	Durgapur	26,700	0	-200	-100	24,700	+50	-200	-100
East India	Rourkela	26,000	0	0	+400	-	-	-	-
Central India	Raigarh	26,000	0	-100	+350	24,000	0	-100	+350
Central India	Raipur	29,100	0	-100	+700	24,700	0	0	+400
South India	Bellary	26,350	0	-500	-450	25,300	0	-450	-300
Eastern India	Ramgarh	26,700	0	-100	+100	24,700	0	-50	+100
East India	Jharsugda	-	-	-	-	23,500	0	0	+200
South India	Hyderabad	-	-	-	-	26,000	0	-400	-200

All prices are basic, GST extra.

## Pig Iron (India)

Particular/Delivery	Size/Grade	Delivery	As On	Price	Change	1M	3M
Indian prices (in INR/MT)							
DAP-Ludhiana	Steel Grade	DAP	07 Sep   13.48 IST	39,000	0	-1,200	-3,100
Ex-Bokaro	Steel Grade	Ex-Plant,Bokaro	01 Aug   18.06 IST	35,900	-1,450	0	-1,450
Ex-Burnpur	Steel Grade	Ex-Plant,Burnpur	31 May   16.00 IST	40,500	-2,500	0	0
Ex-Durgapur	Steel Grade	Ex-Works	07 Sep   13.48 IST	36,000	0	-800	-2,400
		Ex-Plant,Durgapur	06 Sep   19.25 IST	35,150	-350	-1,550	-4,650
Ex-Rourkela	Steel Grade	Ex-Plant,Rourkela	06 Sep   15.01 IST	35,450	0	-1,050	-2,550
Ex-Bhilai	Steel Grade	Ex-Plant,Bhilai	20 Jun   17.45 IST	38,000	-4,100	0	-4,100
DAP-Raigarh	Steel Grade	DAP	07 Sep   13.48 IST	36,400	0	+300	-2,600
DAP-Raipur	Steel Grade	DAP	07 Sep   13.48 IST	36,500	0	-100	-2,950
DAP-Hyderabad	Steel Grade	DAP	07 Sep   13.48 IST	38,200	0	+600	-1,300
DAP-Delhi	Foundry Grade	DAP	07 Sep   13.42 IST	43,200	0	-800	-2,600
DAP-Ludhiana	Foundry Grade	DAP	07 Sep   13.42 IST	43,500	0	-300	-1,900
Ex-Durgapur	Foundry Grade	Ex-Works	07 Sep   13.42 IST	41,500	0	-1,000	-3,500
Ex-Kharagpur	Foundry Grade	Ex-Works	07 Sep   13.42 IST	41,500	0	-1,000	-3,500
DAP-Ahmedabad	Foundry Grade	DAP	07 Sep   13.42 IST	45,200	0	-300	-800
DAP-Kolhapur	Foundry Grade	DAP	07 Sep   13.42 IST	45,500	0	-300	-1,000

Indian pig iron price assessment frequency has been increased from weekly to daily basis.

## Re - Rolling Scrap (India)

Indian prices (in INR/MT)							
Ex-Alang	19-22mm(12 ANE), Ship Breaking	Ex-Yard	07 Sep   10.59 IST	41,200	0	+300	-3,200
	15-18mm(10 ANE), Ship Breaking	Ex-Yard	07 Sep   10.59 IST	41,200	0	+300	-3,100
	1 Inch, Ship Breaking	Ex-Yard	07 Sep   10.59 IST	41,200	0	+300	-3,300
	12-14mm(8 ANE), Ship Breaking	Ex-Yard	07 Sep   10.59 IST	40,700	0	+300	-3,100
	5-10 KG, Ship Breaking	Ex-Yard	07 Sep   10.59 IST	39,700	0	+300	-3,100
	9-11mm(6 ANE), Ship Breaking	Ex-Yard	07 Sep   10.59 IST	39,200	0	+300	-3,100
	2-5 KG, Ship Breaking	Ex-Yard	07 Sep   10.59 IST	38,700	0	+300	-3,100
	6-8mm(4 ANE), Ship Breaking	Ex-Yard	07 Sep   10.59 IST	38,200	0	+300	-3,100
	1-2 KG, Ship Breaking	Ex-Yard	07 Sep   10.35 IST	35,200	0	+700	-3,700
	Attachment, Ship Breaking	Ex-Yard	07 Sep   10.35 IST	35,000	0	+700	-3,700
	HMS(80:20), Ship Breaking	Ex-Yard	07 Sep   10.35 IST	34,000	0	+700	-3,700

## Melting Scrap (India)

Particular/Delivery	Size/Grade	Delivery	As On	Price	Change	1M	3M
Indian prices (in INR/MT)							
Ex-Ludhiana	CR Busheling (Loose)	DAP	07 Sep   13.38 IST	37,800	+100	+200	-3,300
	End Cutting	DAP	07 Sep   13.38 IST	36,800	+100	+300	-3,300
	CI Scrap, Mixed Size	DAP	07 Sep   13.38 IST	38,600	0	-300	-1,200
	Turning Boring Scrap	DAP	07 Sep   13.38 IST	33,400	0	-1,000	-4,600
Ex-Mandi	HMS(80:20)	DAP	07 Sep   13.38 IST	33,900	+100	-200	-3,200
	CR Busheling (Loose)	DAP	07 Sep   13.38 IST	38,100	+100	+300	-3,300
	LMS (Light Melting Scrap)	DAP	07 Sep   13.38 IST	31,900	+100	0	-3,400
	End Cutting	DAP	07 Sep   13.38 IST	37,000	+100	+400	-3,300
Ex-Durgapur	HMS(80:20)	DAP	07 Sep   13.38 IST	33,600	0	-900	-3,500
Ex-Raipur	End Cutting	DAP	07 Sep   13.38 IST	35,600	0	+150	-3,300
	HMS(80:20)	DAP	07 Sep   13.38 IST	33,600	0	+150	-3,250
Ex-Ahmedabad	CR Busheling (Bundle)	DAP	07 Sep   13.38 IST	37,800	0	-400	-3,100
	HMS(80:20)	DAP	07 Sep   13.38 IST	33,200	0	+200	-3,600
Ex-Alang	HMS(80:20)	Ex-Yard	07 Sep   13.38 IST	34,000	0	+700	-4,000
Ex-Jalna	CR Busheling (Loose)	DAP	07 Sep   13.38 IST	36,000	+100	+300	-3,000
	HMS(80:20)	DAP	07 Sep   13.38 IST	33,000	+100	+400	-3,000
Ex-Mumbai	HMS(80:20)	DAP	06 Sep   17.35 IST	32,700	0	+200	-2,300
Ex-Chennai	Turning Boring Scrap	DAP	07 Sep   13.38 IST	31,000	-100	0	-2,200
	HMS(90:10)	DAP	07 Sep   13.38 IST	34,100	0	-300	-1,700
	HMS(80:20)	DAP	07 Sep   13.38 IST	32,000	0	0	-2,300
	CR Busheling (Bundle)	DAP	07 Sep   13.38 IST	35,300	0	-900	-2,800
Ex-Coimbatore	CI Scrap, Mixed Size	DAP	07 Sep   13.38 IST	37,000	0	-600	-800
Ex-Hyderabad	HMS(90:10)	DAP	07 Sep   13.38 IST	32,500	0	+1,000	-1,200
	HMS(80:20)	DAP	07 Sep   13.38 IST	31,000	0	+1,000	-1,200
Ex-Bhilai	9-13 Meters, 60 KG	Ex-works	25 Jul   14.36 IST	40,800	-3,620	-350	-700

## Mill Scale (India)

Indian prices (in INR/MT)							
Ex Plant, Raipur	Fines, Fe 70/68%	EXW	07 Sep   14.09 IST	7,100	0	+150	+50
Ex-Kandla	Fines, Fe 70/68%	DAP	07 Sep   14.09 IST	6,400	-100	-375	-650

## Sponge Iron (Global)

Particular/Delivery	Size/Grade	Delivery	As On	Price	Change	1M	3M
Global prices (in USD/MT)							
CNF Bangladesh	FeM 80% (+/-1), 100% lumps	-	05 Sep   17.31 IST	\$361	-4	-17	-36
CNF Nepal	Mix (70% lumps, 30% fines), FeM 80% (+/-1)	-	05 Sep   17.31 IST	\$345	-1	-19	-46

## Melting Scrap (Global)

Global prices (in USD/MT)							
FOB Europe	HMS 80:20 (Bulk)	-	04 Sep   18.32 IST	\$336	+1	-24	-21
FOB USA	HMS 80:20	-	06 Sep   17.15 IST	\$344	+2	-12.4	-15.4
	Shredded	-	06 Sep   17.15 IST	\$364	+2	-12.4	-15.4
CNF Bangladesh	H2 (Bulk, Japan origin)	-	04 Sep   18.33 IST	\$387	-4	NA	-11
	HMS 80:20 (Bulk, US Origin)	-	04 Sep   18.33 IST	\$390	-2	NA	-15
	HMS 80:20 (Containers, Europe Origin)	-	06 Sep   18.35 IST	\$390	-1	-16	-14.8
	Shredded (Containers, UK Origin)	-	06 Sep   18.35 IST	\$403	-2	-23.5	-21.8
CNF China	H2	-	06 Sep   12.05 IST	\$322	0	-13	-30.2
	HMS 80:20 (Bulk)	-	06 Sep   12.05 IST	\$346	+1	-9	-4.8
	Shredded	-	06 Sep   12.05 IST	\$410	0	0	+2
CNF India	HMS 80:20 (Europe Origin, Containers)	-	06 Sep   18.35 IST	\$364	-2	-22.2	-32.8
	HMS 80:20 (West Africa Origin, Containers)	-	06 Sep   18.35 IST	\$365	0	-20	-29.4
	HMS 80:20 (West Africa Origin, Containers)	-	06 Sep   18.35 IST	\$368	-1	-21.4	-30
	Shredded (Europe Origin, Containers)	-	06 Sep   18.35 IST	\$390	0	-26.2	-30.4
	Shredded (US Origin, Containers)	-	06 Sep   18.35 IST	\$385	0	-25.2	-30.6
CNF Pakistan	Shredded (Containers, Europe Origin)	-	06 Sep   18.35 IST	\$401	+1	-23.2	-23
CNF Taiwan	HMS 80:20 (US Origin, Containers)	-	04 Sep   12.28 IST	\$328	+2	-20	-17
CNF Thailand	HMS 70:30	-	29 Jan   17.41 IST	\$352	+2	NA	NA
CNF Turkey	HMS 80:20 (Bulk, US Origin)	-	06 Sep   18.35 IST	\$370	0	-14.4	-14.2

CNF Vietnam	H2, (Bulk,Japan origin)	-	02 Sep   18.32 IST	\$360	-2	-11	-9
	HMS 80:20 (Bulk, US Origin)	-	02 Sep   18.32 IST	\$371	-1	-11	-13

## Pig Iron (Global)

Particular/Delivery	Size/Grade	Delivery	As On	Price	Change	1M	3M
Global prices (in USD/MT)							
FOB Black Sea	Steel Grade	-	07 Sep   11.40 IST	\$382	-6	-10	-38
FOB Brazil	Steel Grade	-	07 Sep   11.40 IST	\$437	0	-5	-10
CNF Italy	Steel Grade	-	07 Sep   11.42 IST	\$430	-5	-9	-38

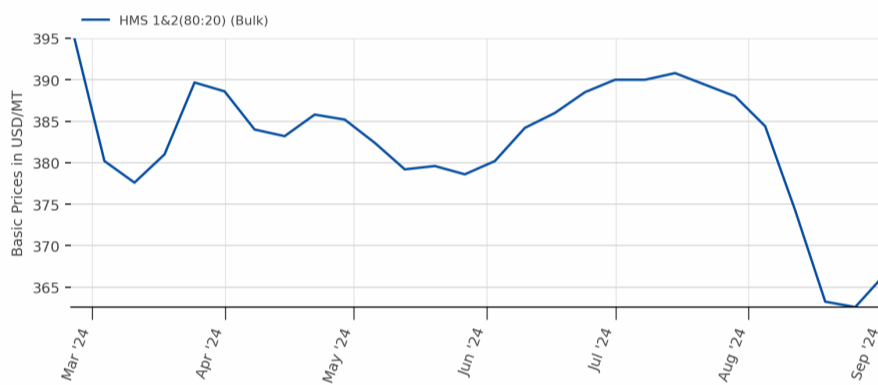
Weekly Assessment,, \*Tender Prices in export

## Ship Breaking (Global)

Global prices (in USD/MT)							
CNF Bangladesh	Containers	-	03 Sep   11.29 IST	\$530	0	+10	-30
	Tanker	-	03 Sep   11.29 IST	\$520	0	+10	-20
CNF India	Containers	-	03 Sep   11.29 IST	\$520	0	-10	-40
	Tanker	-	03 Sep   11.29 IST	\$510	0	-10	-30
CNF Pakistan	Containers	-	03 Sep   11.29 IST	\$510	0	-30	-20
	Tanker	-	03 Sep   11.29 IST	\$500	0	-30	-20
CNF Turkey	Containers	-	03 Sep   11.29 IST	\$365	0	-15	-15
	Tanker	-	03 Sep   11.29 IST	\$355	0	-15	-15

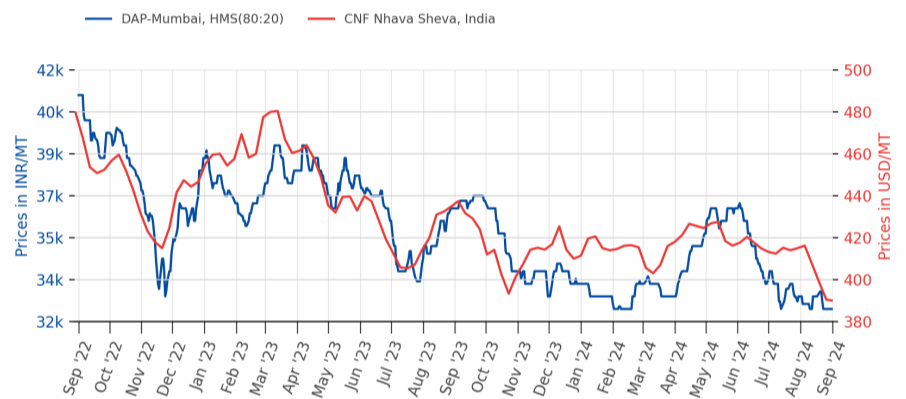
Note:- W-O-W: Week On Week, 1M: Change over last month, 3M: Change over last 3 months

Melting Scrap, CNF Turkey



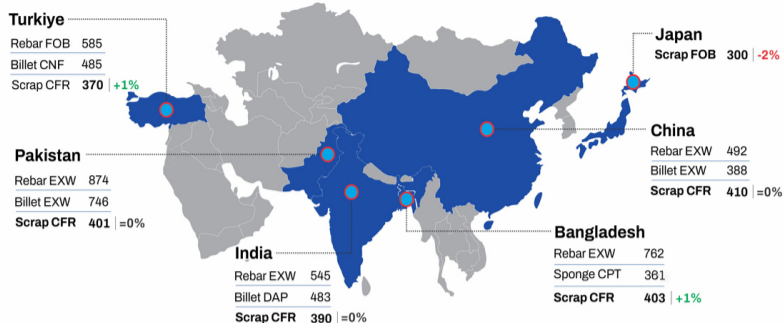
Source:BigMint

Melting Scrap DAP Mumbai/CNF India



Source:BigMint

## Global ferrous scrap market overview



Week 36, 2024 (2-7 Sep'24)  
 Turkiye: Bulk HMS(80:20) scrap | Japan: H2 Scrap | South Asia: Shredded Scrap | Prices now in \$/t | % change on w-o-w basis | Source: BigMint

**Weekly round-up: Global ferrous scrap offers see mixed trends, Turkiye edges up following recent deals**

2024-09-07

[READ MORE](#)



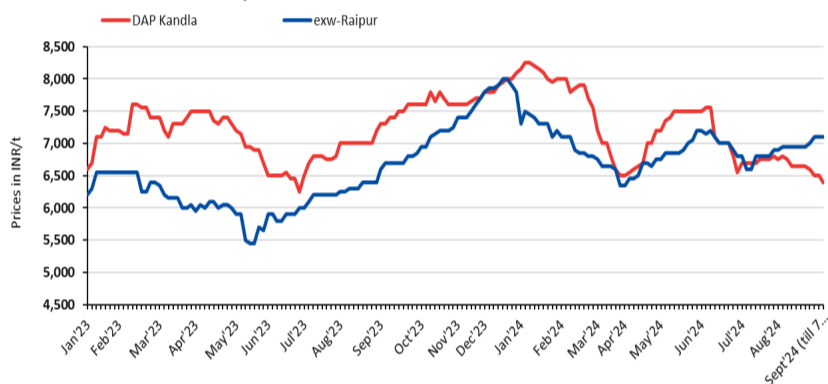
## India: Daily Trade Sheet for steel & related commodities

BigMint's daily trade sheet - 6 Sep'24

2024-09-07

[READ MORE](#)

## India: Domestic mill-scale prices



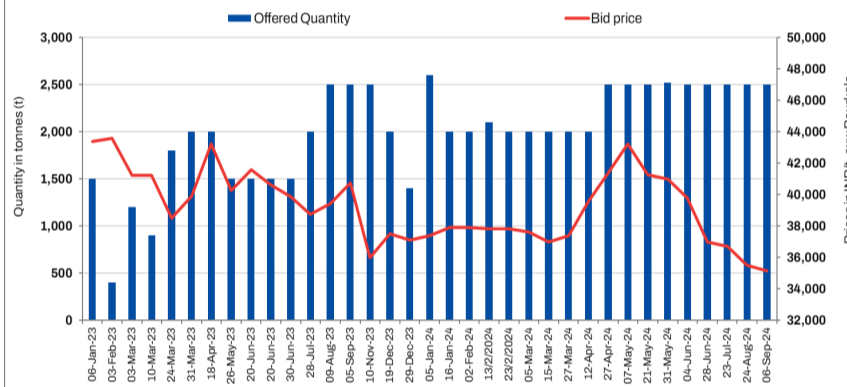
Source: BigMint

**India: Mill scale prices drop in Kandla, stable in Raipur**

2024-09-07

[READ MORE](#)

## SAIL DSP Pig Iron auction summary



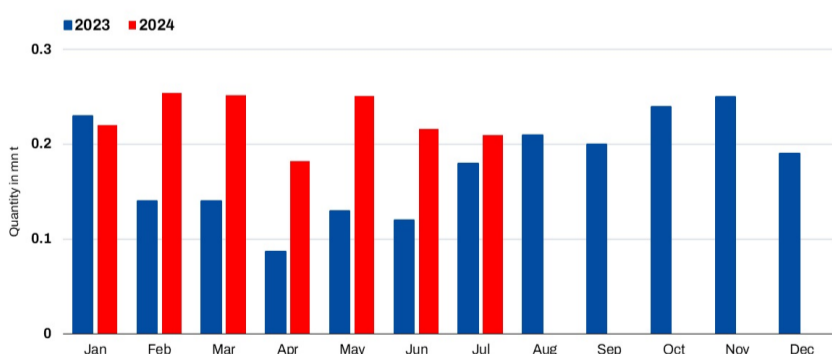
Source: SteelMint Research

**India: Bids received for entire quantity in SAIL-DSP's pig iron auction**

2024-09-06

[READ MORE](#)

## Pakistan ferrous scrap import volume



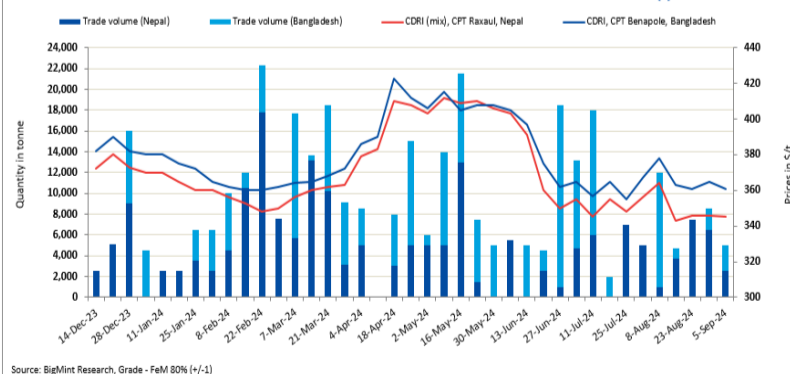
Source: BigMint Stats, Customs Data

**Pakistan's ferrous scrap imports fall by 3% m-o-m in Jul'24**

2024-09-06

[READ MORE](#)

## India: Sponge iron Export Trade Vs Prices



Source: BigMint Research, Grade - FeM 80% (+/-1)

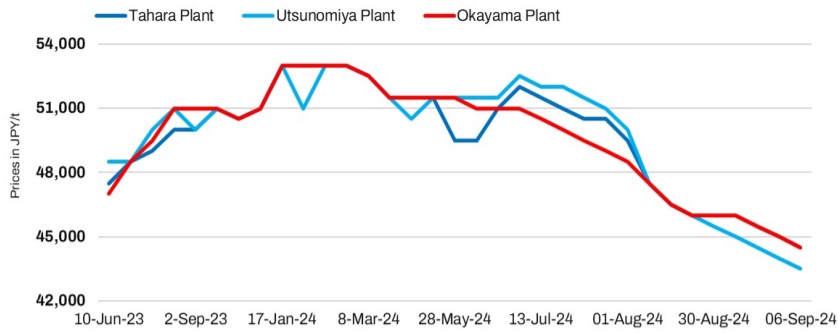
**India: Sponge iron export offers inch down by \$1-4/t w-o-w for Nepal, Bangladesh**

2024-09-06

[READ MORE](#)



Japan: Tokyo Steel H2 scrap purchase price trend



Source: BigMint

Japan: Tokyo Steel cuts scrap buying prices by JPY 500/t (\$3/t)

2024-09-06

READ MORE

Turkish imported bulk ferrous scrap deal updates

Turkiye: Imported ferrous scrap prices remain firm in recent US, Baltic deals

2024-09-06

READ MORE



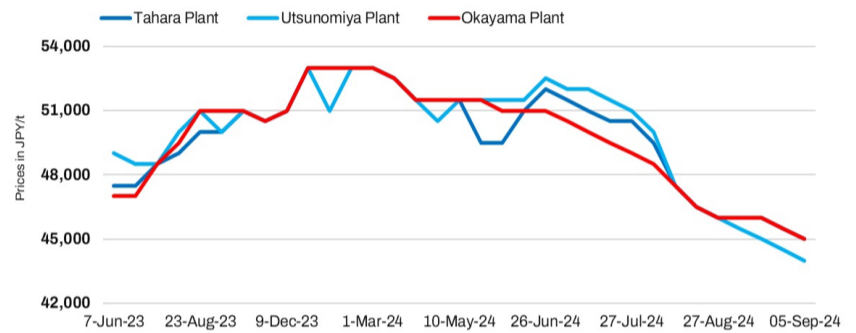
Emirates Steel Arkan has rebranded as EMSteel

UAE: Emirates Steel Arkan rebrands to boost global presence and operational growth

2024-09-05

READ MORE

Japan: Tokyo Steel H2 scrap purchase price trend



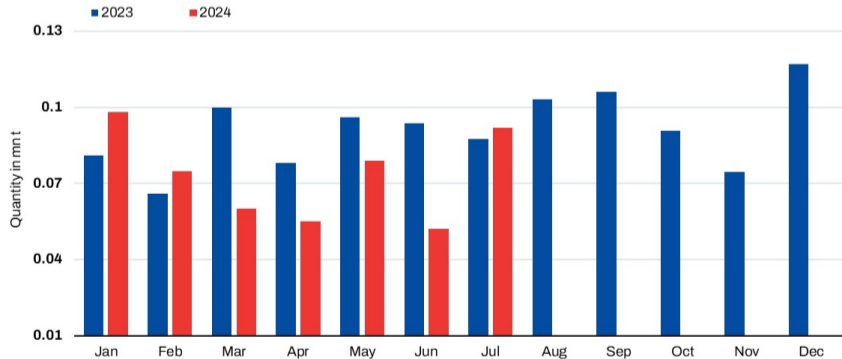
Source: BigMint

Japan: Tokyo Steel cuts scrap buying prices by JPY 500/t (\$3/t)

2024-09-05

READ MORE

Indonesia ferrous scrap imports



Source: BigMint

Indonesia: Ferrous scrap imports rise sharply m-o-m in Jul'24

2024-09-05

READ MORE

Japanese domestic ferrous scrap market update

Japanese EAF manufacturers in Kanto cut scrap prices amid high inventory, weak overseas demand

2024-09-05

READ MORE

# Steel

## Ingots/Billet (India)

Region	Particular	INGOT				BILLET			
		Price	Change	W-O-W	1M	Price	Change	W-O-W	1M
Indian prices (in INR/MT) <span style="float: right;">As on 07 Sep 2024</span>									
North India	Ghaziabad	40,600	0	0	+ 300	-	-	-	-
North India	Ludhiana	43,200	0	- 600	- 1,100	-	-	-	-
North India	Mandi Gobindgarh	41,700	+ 100	+ 50	+ 100	41,700	+ 100	+ 50	+ 100
North India	Muzaffarnagar	40,400	0	- 100	+ 200	-	-	-	-
East India	Rourkela	36,900	0	- 100	+ 300	37,600	0	- 100	+ 500
Central India	Raigarh	37,500	0	- 50	- 200	37,650	- 100	- 250	- 300
Central India	Raipur	37,500	- 50	- 500	- 500	37,800	- 150	- 400	- 500
West India	Ahmedabad	40,200	0	- 300	+ 200	40,600	- 100	- 400	- 500
West India	Jaipur	40,300	0	0	+ 100	-	-	-	-
West India	Mumbai	40,200	0	- 200	- 500	40,600	- 100	- 200	- 400
East India	Durgapur	-	-	-	-	38,300	0	- 200	- 300
East India	Kolkata	-	-	-	-	39,000	0	- 200	- 300
West India	Bhavnagar	-	-	-	-	40,500	0	- 300	- 100
West India	Goa	-	-	-	-	40,500	0	0	+ 200
West India	Jalna	-	-	-	-	40,200	0	- 200	- 400
South India	Chennai	-	-	-	-	41,500	0	0	- 1,000
South India	HINDPUR	-	-	-	-	40,700	0	0	- 100
South India	Hyderabad	-	-	-	-	39,500	0	0	0
Eastern India	Ramgarh	-	-	-	-	38,300	0	- 300	- 300

All prices are basic, GST @ 18% extra. Ingot - 3.5"\*4.5", Commercial Grade, Billet - 100\*100

## Rebar (India)

Particular/Delivery	Size/Grade	Delivery	As On	Price	PRICE @ 18%GST	Change	1M	3M
Indian prices (in INR/MT)								
Exy-Delhi/NCR	12-32mm, BF Route, IS 1786 Fe 550D	Ex-Yard	06 Sep   17.33 IST	50,800	59,900	+ 600	0	- 7,300
	12-32mm, BF Route, IS 1786 Fe 500D	Ex-Yard	06 Sep   17.33 IST	50,800	59,900	+ 600	0	- 7,300
Exy-Durgapur	12-32mm BF Route, IS 1786 Fe 500D	Ex-Yard	06 Sep   17.33 IST	48,700	57,500	- 100	- 2,000	- 8,200
	12-32mm BF Route, IS 1786 Fe 550D	Ex-Yard	06 Sep   17.33 IST	48,700	57,500	- 100	- 2,000	- 8,200
Exy-Ahmedabad	12-32mm BF Route, IS 1786 Fe 500D	Ex-Yard	06 Sep   17.33 IST	50,400	59,500	+ 800	- 200	- 8,000
	12-32mm BF Route, IS 1786 Fe 550D	Ex-Yard	06 Sep   17.33 IST	50,400	59,500	+ 800	- 200	- 8,000
Exy-Mumbai	12-32mm, BF Route, IS 1786 Fe 500D	Ex-Yard	06 Sep   17.33 IST	50,600	59,700	+ 300	+ 300	- 7,200
	12-32mm, BF Route, IS 1786 Fe 550D	Ex-Yard	06 Sep   17.33 IST	50,600	59,700	+ 300	+ 300	- 7,200
Exy-Bangalore	12-32mm, BF Route, IS 1786 Fe 500D	Ex-Yard	06 Sep   17.33 IST	51,100	60,300	+ 300	- 600	- 7,400
	12-32mm, BF Route, IS 1786 Fe 550D	Ex-Yard	06 Sep   17.33 IST	51,100	60,300	+ 300	- 600	- 7,400
Exy-Chennai	12-32mm, BF Route, IS 1786 Fe 550D	Ex-Yard	06 Sep   17.33 IST	50,800	59,900	+ 500	- 800	- 7,600
	12-32mm, BF Route, IS 1786 Fe 500D	Ex-Yard	06 Sep   17.33 IST	50,800	59,900	+ 500	- 800	- 7,600
Exy-Hyderabad	12-32mm, BF Route, IS 1786 Fe 500D	Ex-Yard	06 Sep   17.33 IST	50,000	59,000	+ 700	- 300	- 7,900
	12-32mm, BF Route, IS 1786 Fe 550D	Ex-Yard	06 Sep   17.33 IST	50,000	59,000	+ 700	- 300	- 7,900
Indian prices (in INR/MT)								
Ex-Delhi/NCR	12-25mm, IF Route, Fe 500, IS 1786	Ex-Works	07 Sep   13.42 IST	44,600	52,600	- 200	- 900	- 5,300
Ex-Jaipur	12-25mm IF route, Fe 500, IS 1786	Ex-Works	07 Sep   13.42 IST	44,000	51,900	0	- 100	- 4,600
Ex-Mandi Gobindgarh	12-25mm, IF Route, Fe 500, IS 1786	Ex-Works	07 Sep   13.42 IST	46,300	54,600	- 100	0	- 4,400
Ex-Muzaffarnagar	12-25mm, IF Route, Fe 500, IS 1786	Ex-Works	07 Sep   13.42 IST	43,800	51,700	+ 100	- 800	- 5,000
Ex-Durgapur	12-25mm, IF Route, Fe 500D, IS 1786	Ex-Works	07 Sep   13.42 IST	42,400	50,000	0	- 600	- 5,200
	12-25mm, IF Route, Fe 500, IS 1786	Ex-Works	07 Sep   13.42 IST	40,300	47,600	0	- 600	- 5,200
Ex-Rourkela	12-25mm, IF Route, Fe 500, IS 1786	Ex-Works	07 Sep   13.42 IST	41,000	48,400	- 100	+ 100	- 5,300
	12-25mm, IF Route, Fe 500D, IS 1786	Ex-Works	07 Sep   13.42 IST	47,000	55,500	0	- 1,300	- 4,800
Ex-Raigarh	12-25mm, IF Route, Fe 500, IS 1786	Ex-Works	07 Sep   13.42 IST	41,000	48,400	- 100	+ 500	- 5,000
Ex-Raipur	12-25mm, IF Route, Fe 500, IS 1786	Ex-Works	07 Sep   13.42 IST	41,300	48,700	0	+ 200	- 5,500
	12-25mm, IF Route, Fe 500D, IS 1786	Ex-Works	07 Sep   13.42 IST	45,000	53,100	+ 200	+ 700	- 5,000
Ex-Ahmedabad	12-25mm, IF Route, Fe 500, IS 1786	FOR	07 Sep   13.42 IST	44,800	52,900	0	- 800	- 5,000

Ex-Goa	12-25mm, IF Route, Fe 500, IS 1786	Ex-Works	07 Sep   13.42 IST	46,000	54,300	0	- 100	- 4,300
Ex-Jalna	12-25mm, IF Route, Fe 500, IS 1786	Ex-Works	07 Sep   13.42 IST	44,700	52,700	0	+ 200	- 6,300
Ex-Mumbai	12-25mm, IF Route, Fe 500, IS 1786	Ex-Works	07 Sep   13.42 IST	45,700	53,900	0	+ 700	- 4,800
Ex-Bangalore	12-25mm, IF Route, Fe 550D, IS 1786	Ex-Works	07 Sep   13.42 IST	49,500	58,400	0	- 800	- 4,500
	12-25mm, IF Route, Fe 550, IS 1786	Ex-Works	07 Sep   13.42 IST	46,200	54,500	0	- 300	- 4,400
Ex-Chennai	12-25mm, IF Route, Fe 500, IS 1786	Ex-Works	07 Sep   13.42 IST	46,000	54,300	0	- 1,000	- 4,000
Ex-Hyderabad	12-25mm, IF Route, Fe 500, IS 1786	Ex-Works	07 Sep   13.42 IST	43,500	51,300	0	0	- 4,000
Ex-Patna	12-25mm IF route, Fe 500, IS 1786	Ex-Works	07 Sep   13.42 IST	42,500	50,200	0	0	- 5,300

## Structure (Medium & Small Scale Producers) (India)

Region/Zone	Particular	40 ANGLE	Change	1M	75 CHANNEL	Change	1M	200 BEAM	Change	1M
Indian prices (in INR/MT)										
North India	Ghaziabad	-	-	-	-	-	-	48,600	- 400	- 500
East India	Durgapur	43,700	- 200	- 300	43,700	- 200	- 300	44,150	- 300	- 600
Central India	Raipur	-	-	-	43,800	- 100	- 500	-	-	-
West India	Ahmedabad	45,800	- 100	- 100	45,800	- 100	- 100	-	-	-
West India	Mumbai	48,600	+ 100	+ 200	49,400	+ 100	+ 200	-	-	-
South India	Hyderabad	46,700	0	- 300	46,300	0	- 300	-	-	-

Indian Structure price assessment frequency has been increased from weekly to daily basis, All prices are basic, Commercial Grade, Basic Price GST @ 18% extra

## Wire Rod (India)

Particular	Size/Grade	Raipur	Change	W-O-W	Durgapur	Change	W-O-W
Indian prices (in INR/MT)							
SWRY 14 LC Gr 3, Induction route	5.5 mm	41,500	- 200	- 600	41,300	0	- 500
HB Wire, Induction route	12 Gauge	44,000	- 200	- 600	43,800	0	- 500
GI Wire, Induction route	12 Gauge	47,800	- 200	- 500	51,300	0	- 500
Barbed Wire, Induction route	12*12 Gauge	49,800	- 200	- 500	54,300	0	- 500
Binding Wire, Induction route	20 Gauge	50,200	- 300	- 500	50,100	0	- 700

Daily Assessment, Commercial Grade, Basic Price GST @ 18% extra

## HRC (India)

Particular/Delivery	Size/Grade	Delivery	As On	Price	Change	1M	3M
Indian prices (in INR/MT)							
Delhi	2.5-8mm / CTL, IS2062, Gr E250 Br.	Ex-stockyard	06 Sep   17.41 IST	48,800	- 200	- 2,150	- 5,800
	2.5-8mm / CTL, IS2062, Gr E350 Br.	Ex-stockyard	06 Sep   17.41 IST	52,000	0	- 1,850	- 5,000
Faridabad	2.5-8mm / CTL, IS2062, Gr E250 Br.	Ex-stockyard	06 Sep   17.41 IST	49,000	0	- 1,850	- 5,000
	1.8mm / CTL, IS2062, Gr E250 Br.	Ex-stockyard	06 Sep   17.41 IST	50,500	0	- 1,850	- 5,000
Ludhiana	2.5-8mm / CTL, IS2062, Gr E250 Br.	Ex-stockyard	06 Sep   17.41 IST	49,500	0	- 1,500	- 5,800
Kolkata	2.5-8mm / CTL, IS2062, Gr E250 Br.	Ex-stockyard	06 Sep   17.41 IST	46,900	- 300	- 3,000	- 5,950
Ahmedabad	2.5-8mm / CTL, IS2062, Gr E250 Br.	Ex-stockyard	06 Sep   17.41 IST	50,300	- 500	- 1,650	- 4,200
	1.8mm / CTL, IS2062, Gr E250 Br.	Ex-stockyard	06 Sep   17.41 IST	50,500	0	- 2,050	- 4,850
Mumbai	2.5-8mm / CTL, IS2062, Gr E250 Br.	Ex-stockyard	06 Sep   17.41 IST	49,000	0	- 2,050	- 4,950
	2.5-8mm / CTL, IS2062, Gr E350 Br.	Ex-stockyard	06 Sep   17.41 IST	52,000	0	- 2,050	- 4,950
Bangalore	2.5-8mm / CTL, IS2062, Gr E250 Br.	Ex-stockyard	06 Sep   17.41 IST	51,700	0	- 2,300	- 4,900
Chennai	2.5-8mm / CTL, IS2062, Gr E250 Br.	Ex-stockyard	06 Sep   17.41 IST	50,400	0	0	- 5,400
	1.8mm / CTL, IS2062, Gr E250 Br.	Ex-stockyard	06 Sep   17.41 IST	52,300	0	+ 400	- 5,000
Hyderabad	2.5-8mm / CTL, IS2062, Gr E250 Br.	Ex-stockyard	06 Sep   17.41 IST	49,800	0	- 1,700	- 4,700

Weekly Assessment, Commercial Grade, \*Basic Price GST @ 18% extra.,

## CRC (India)

Particular/Delivery	Size/Grade	Delivery	As On	Price	Change	1M	3M
Indian prices (in INR/MT)							
Delhi	0.90mm / CTL, IS 513, CR1	Ex-stockyard	06 Sep   17.48 IST	57,000	0	- 1,450	- 4,200
Faridabad	0.90mm / CTL, IS 513, CR1	Ex-stockyard	06 Sep   17.48 IST	56,700	0	- 1,900	- 3,700
	0.5mm / CTL, IS 513, CR1	Ex-stockyard	06 Sep   17.48 IST	58,200	0	- 1,900	- 3,700
Ludhiana	0.90mm / CTL, IS 513, CR1	Ex-stockyard	06 Sep   17.48 IST	56,900	0	- 2,100	- 4,500
Kolkata	0.90mm / CTL, IS 513, CR1	Ex-stockyard	06 Sep   17.48 IST	52,800	- 700	- 3,200	- 5,700
Ahmedabad	0.90mm / CTL, IS 513, CR1	Ex-stockyard	06 Sep   17.48 IST	57,100	- 200	- 1,750	- 3,900



Mumbai	0.5mm / CTL, IS 513, CR1	Ex-stockyard	06 Sep   17.48 IST	57,700	-200	-1,950	-4,250
	0.90mm / CTL, IS 513, CR1	Ex-stockyard	06 Sep   17.48 IST	56,200	-200	-1,950	-4,250
Bangalore	0.9mm / CTL, IS 513, CR1	Ex-stockyard	06 Sep   17.48 IST	59,500	-300	-2,200	-3,800
Chennai	0.90mm / CTL, IS 513, CR1	Ex-stockyard	06 Sep   17.48 IST	61,000	0	-1,000	-2,450
	0.5mm / CTL, IS 513, CR1	Ex-stockyard	06 Sep   17.48 IST	62,500	0	-1,000	-2,450
Hyderabad	0.90mm / CTL, IS 513, CR1	Ex-stockyard	06 Sep   17.48 IST	58,000	-200	-2,250	-4,700

Weekly Assessment, Commercial Grade, \*Basic Price GST @ 18% extra.,

## HR Plate (India)

Particular/Delivery	Size/Grade	Delivery	As On	Price	Change	1M	3M
Indian prices (in INR/MT)							
Delhi	60-100mm, Gr E350 Br.	Ex-stockyard	04 Sep   18.08 IST	61,100	-800	-2,100	-5,000
	5-10mm, Gr E350 Br.	Ex-stockyard	04 Sep   18.08 IST	53,500	-500	-1,300	-4,300
	20-40mm, Gr E350 Br.	Ex-stockyard	04 Sep   18.08 IST	58,000	-200	-1,800	-4,100
	60-100mm, Gr E250 Br.	Ex-stockyard	04 Sep   18.08 IST	57,900	-500	-1,800	-4,700
	5-10mm, Gr E250 Br.	Ex-stockyard	04 Sep   18.08 IST	50,000	-500	-1,300	-4,500
	20-40mm, Gr E250 Br.	Ex-stockyard	04 Sep   18.08 IST	54,400	-300	-1,900	-4,100
Mumbai	60-100mm, Gr E350 Br.	Ex-stockyard	04 Sep   18.08 IST	61,000	-800	-2,000	-4,300
	5-10mm, Gr E350 Br.	Ex-stockyard	04 Sep   18.08 IST	54,000	0	-1,200	-4,500
	20-40mm, Gr E350 Br.	Ex-stockyard	04 Sep   18.08 IST	56,900	-900	-2,100	-4,500
	60-100mm, Gr E250 Br.	Ex-stockyard	04 Sep   18.08 IST	57,500	-800	-2,100	-4,300
	5-10mm, Gr E250 Br.	Ex-stockyard	04 Sep   18.08 IST	50,500	0	-1,000	-4,500
	20-40mm, Gr E250 Br.	Ex-stockyard	04 Sep   18.08 IST	53,500	-700	-2,200	-4,500

Weekly Assessment, Commercial Grade, Basic Price GST @ 18% extra

## GP (India)

Indian prices (in INR/MT)							
Delhi	0.7mm / CTL, 120 GSM, IS277	Ex-stockyard	05 Sep   18.12 IST	59,100	-400	-3,000	-6,800
	0.6mm / CTL, 120 GSM, IS277	Ex-stockyard	05 Sep   18.12 IST	60,600	-200	-2,900	-6,800
Mumbai	0.8mm / CTL, 120 GSM, IS277	Ex-stockyard	05 Sep   18.12 IST	60,300	0	-2,100	-4,600
	0.6mm / CTL, 120 GSM, IS277	Ex-stockyard	05 Sep   18.12 IST	61,800	0	-2,100	-4,600
Chennai	0.8-1.6mm / CTL, 120gsm, IS277	Ex-stockyard	05 Sep   18.12 IST	63,500	-300	-1,300	-7,000
	0.6mm / CTL, 120 GSM, IS277	Ex-stockyard	05 Sep   18.12 IST	65,000	-300	-1,300	-7,000
Hyderabad	0.8mm / CTL, 120 GSM, IS277	Ex-stockyard	05 Sep   18.12 IST	62,500	-800	-4,000	-6,800
	0.6mm / CTL, 120 GSM, IS277	Ex-stockyard	05 Sep   18.12 IST	64,000	-800	-4,000	-6,800

## PPGI (India)

Particular/Delivery	Size/Grade	Delivery	As On	Price	Change	1M	3M
Indian prices (in INR/MT)							
Delhi	0.5mm / CTL, 90 GSM, IS14246	Ex-stockyard	05 Sep   18.02 IST	69,000	0	-3,300	-5,900
Mumbai	0.5mm / CTL, 90 GSM, IS14246	Ex-stockyard	05 Sep   18.02 IST	69,000	0	-1,000	-5,400

## MS Pipes (India)

Indian prices (in INR/MT)							
Ex-Raipur	41-60 OD (Patra Based)	Ex-works	07 Sep   14.36 IST	41,000	0	-800	-6,000
Ex-Mandi Gobindgarh	41-60 OD (Patra Based)	Ex-works	07 Sep   14.36 IST	43,400	-100	-1,200	-4,800
Exy-Delhi	2.2-6mm, IS 1239,IS 1161 (HR Coil Based)	Ex-Yard	04 Sep   17.44 IST	53,000	-2,000	-3,000	-9,500
Exy-Raipur	2.2-6mm, IS 1239,IS 1161 (HR Coil Based)	Ex-Yard	04 Sep   17.44 IST	51,500	-2,500	-3,500	-8,500
Exy-Mumbai	2.2-6mm, IS 1239,IS 1161 (HR Coil Based)	Ex-Yard	04 Sep   17.44 IST	52,000	-2,000	-3,000	-9,000
Exy-Pune	2.2-6mm, IS 1239,IS 1161 (HR Coil Based)	Ex-Yard	04 Sep   17.44 IST	52,000	-2,000	-3,000	-9,000
Exy-Bangalore	2.2-6mm, IS 1239,IS 1161 (HR Coil Based)	Ex-Yard	04 Sep   17.44 IST	53,000	-1,500	-2,500	-7,500
Exy-Hyderabad	2.2-6mm, IS 1239,IS 1161 (HR Coil Based)	Ex-Yard	04 Sep   17.44 IST	52,500	-2,000	-3,000	-8,500

## Billet (Global)

Particular/Delivery	Size/Grade	Delivery	As On	Price	Change	1M	3M
Global prices (in USD/MT)							
FOB India	150*150, 3SP/4SP	-	03 Sep   18.08 IST	\$490	0	0	NA
FOB Iran	130*130, 3SP	-	06 Sep   18.08 IST	\$465	0	-5	-17
FOB Russia	130*130, 3SP	-	06 Sep   18.08 IST	\$473	0	-12	-22
CNF Nepal	100*100, IS 2831 (IF Grade)	-	06 Sep   18.05 IST	\$481	-3	-4.5	-57
CNF Philippines	150*150, 3SP	-	06 Sep   18.05 IST	\$460	-10	-22.5	-55.5
CNF Turkey	120*120	-	06 Sep   18.05 IST	\$485	0	-15	-35

Weekly Assessment

## Rebar (Global)

Particular/Delivery	Size/Grade	Delivery	As On	Price	Change	1M	3M
Global prices (in USD/MT)							
FOB Turkey	12-32mm, Commercial	-	06 Sep   11.08 IST	\$585	+13	+7	+7

## Wire Rod (Global)

Particular/Delivery	Size/Grade	Delivery	As On	Price	Change	1M	3M
Global prices (in USD/MT)							
CNF Nepal	5.5-6.0mm, Commercial Grade	-	07 Sep   13.18 IST	\$525	0	-5	-57
	6-8 mm, ASTM A510 SAE 1008	-	07 Sep   13.18 IST	\$580	-10	-5	NA

## HRC (Global)

Particular/Delivery	Size/Grade	Delivery	As On	Price	Change	1M	3M
Global prices (in USD/MT)							
CNF Bangladesh	2mm, SAE 1006 (China origin)	-	03 Sep   18.45 IST	\$520	0	-20	-50
CNF Dubai	2mm, SAE1006 (India origin), SAE1006	-	23 Apr   18.30 IST	\$595	0	NA	NA
CNF Europe	3-4mm, S235JR	-	03 Sep   18.45 IST	\$520	0	-30	-60
	3mm+, S275	-	03 Sep   18.45 IST	\$610	-10	NA	-60
CNF India	2-12 mm, SS400 (China Origin)	-	03 Sep   18.45 IST	\$495	0	-40	-60
	3mm, SS400 (South Korea Origin)	-	16 Jul   18.40 IST	\$570	-30	NA	NA
CNF Nepal	2mm, SAE1006 (India origin), SAE1006	-	03 Sep   18.45 IST	\$555	-5	-25	-80
CNF Pakistan	2mm, SS400 (China origin), SS400	-	03 Sep   18.45 IST	\$486	-14	-32	-64
	2mm, SS400 (Japan origin), SS400	-	28 May   18.42 IST	\$585	0	NA	NA
CNF UAE	2mm, SAE1006 (China Origin)	-	03 Sep   18.45 IST	\$500	0	-40	-67
	2 mm, SAE 1006 (Formosa, skin pass)	-	29 Aug   12.32 IST	\$517	-17	NA	-58
	2-20mm, SAE 1006 (India Origin)	-	09 Apr   18.25 IST	\$567	0	NA	NA
CNF Vietnam	2-3mm, SAE 1006 (China Origin)	-	03 Sep   18.45 IST	\$485	0	-25	-65
	Thickness - 2-6 mm, Width - 1.1-1.3m	-	04 Sep   18.57 IST	\$515	-15	NA	NA
FOB Black Sea	3mm, SAE1006	-	03 Sep   18.43 IST	\$480	-15	-50	-72
FOB China	3-12mm, SS400	-	03 Sep   18.43 IST	\$465	0	-30	-60
FOB India	2.5 mm, SAE1006	-	23 Apr   18.30 IST	\$560	0	NA	NA
FOB Japan	2mm, SS400	-	27 Aug   18.50 IST	\$505	-25	-35	-55
FOB South Korea	1.6-2.5mm, SAE 1006	-	13 Aug   18.46 IST	\$520	-30	NA	NA

## CRC (Global)

Particular/Delivery	Size/Grade	Delivery	As On	Price	Change	1M	3M
Global prices (in USD/MT)							
FOB China	0.90mm, SPCC	-	04 Sep   18.26 IST	\$520	0	-35	-75
FOB India	0.9 mm, IS 513 Gr.O	-	04 Sep   18.26 IST	\$645	-10	-30	-55
FOB Russia	0.90mm, SPCC	-	04 Sep   18.26 IST	\$575	-15	-45	-70

## HR Plate (Global)

Particular/Delivery	Size/Grade	Delivery	As On	Price	Change	1M	3M
Global prices (in USD/MT)							
FOB China	5-10mm, SS 400	-	04 Sep   18.22 IST	\$475	-5	-50	-70

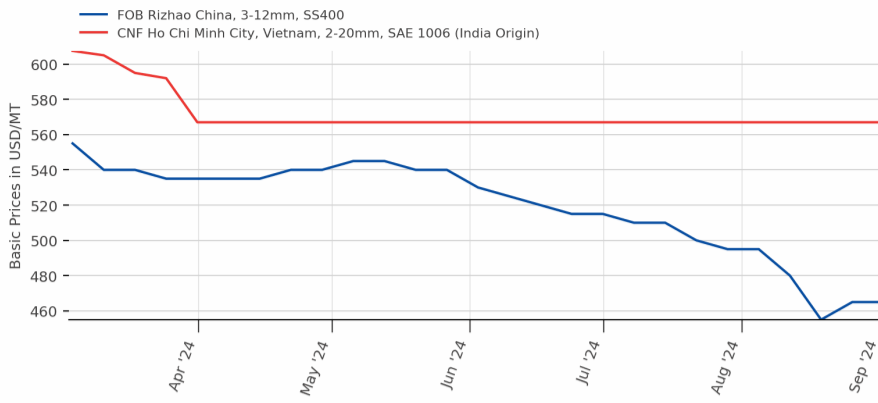
## GP (Global)

Particular/Delivery	Size/Grade	Delivery	As On	Price	Change	1M	3M
Global prices (in USD/MT)							
FOB China	DX51D+z80, Width 1,000-1,500 mm, thickness 0.5-2mm	-	05 Sep   17.44 IST	\$585	-5	-30	-60
FOB India	Width 900-1250mm, thickness 0.50mm, DX51D+z80, BS EN 10142:2000	-	05 Sep   17.44 IST	\$745	0	0	-55

Note:- W-O-W: Week On Week, 1M: Change over last month, 3M: Change over last 3 months

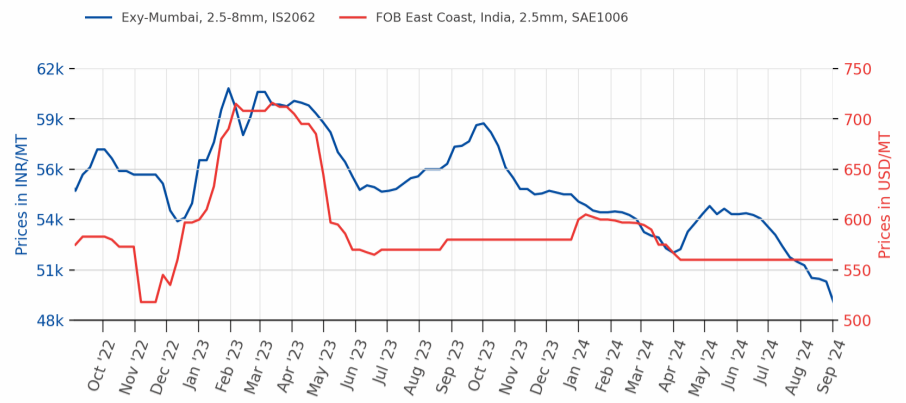


HRC



Source:BigMint

Prices of HRC Exy Mumbai/FOB India



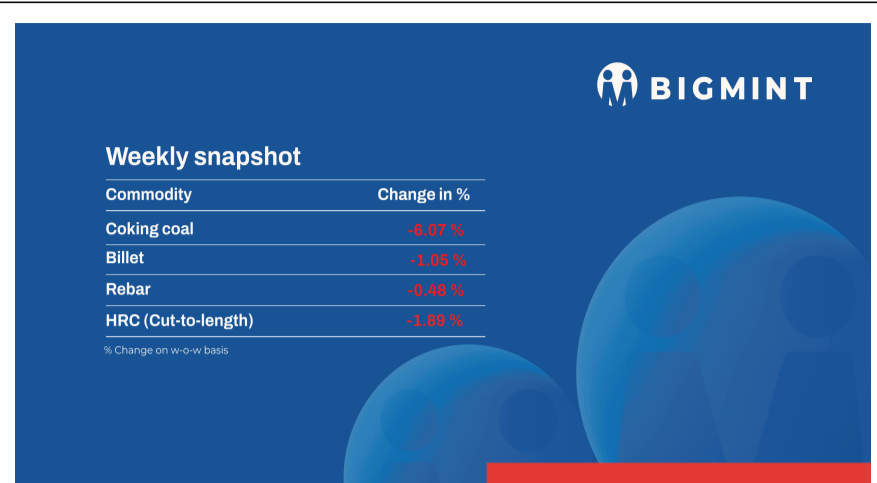
Source:BigMint



**China weekly: Steel prices show downtrend with fall in SHFE futures**

2024-09-07

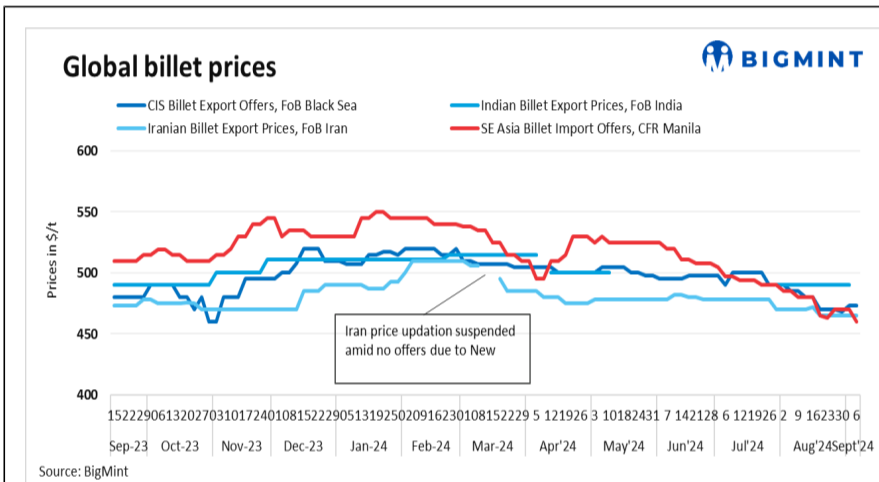
[READ MORE](#)



**Weekly round-up: Semi-finished steel prices, volatile ferro alloys market remain uncertain amid weak demand**

2024-09-07

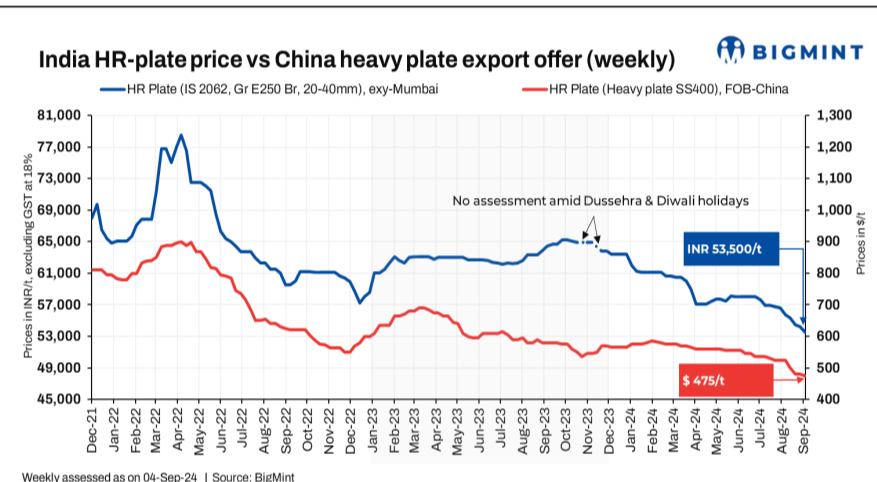
[READ MORE](#)



**Weekly round up: Global billet prices fall amid lower offers w-o-w**

2024-09-07

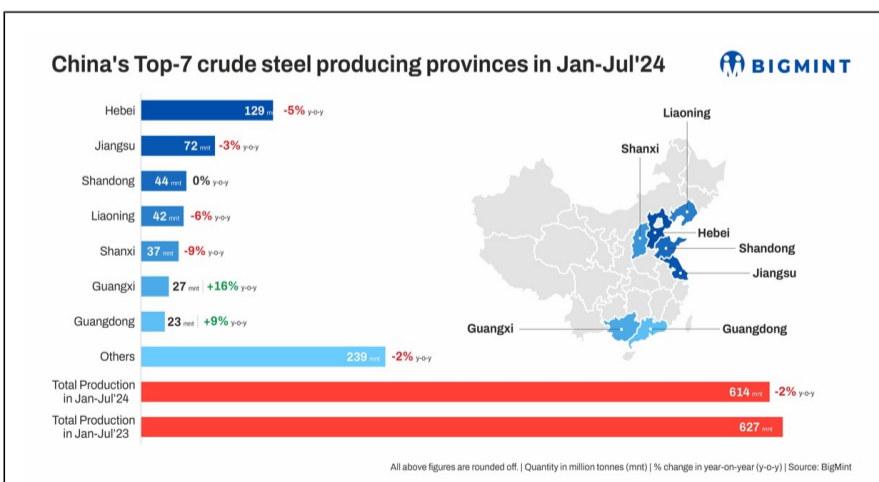
[READ MORE](#)



**India: Monthly average HR plate prices drop further by INR 2,100/t (\$25/t) in Aug'24**

2024-09-07

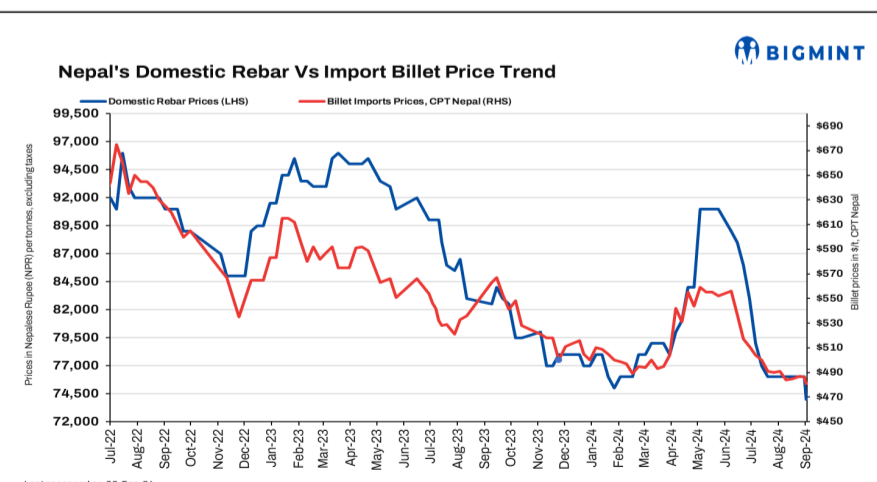
[READ MORE](#)



**China: Crude steel output at key provinces declines over Jan-Jul'24. Know why?**

2024-09-07

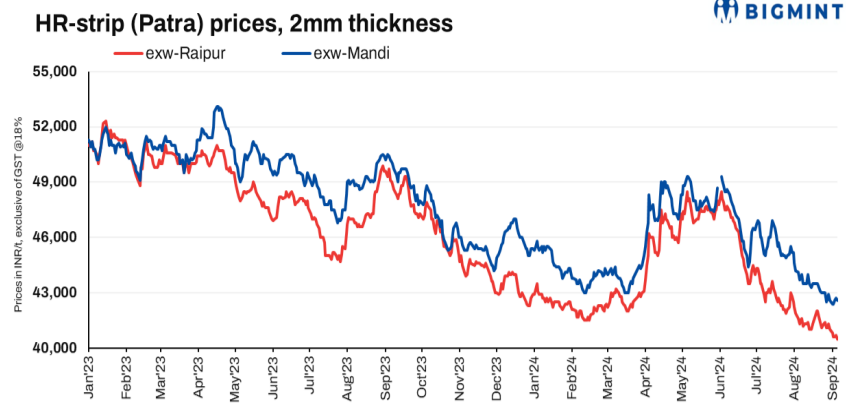
[READ MORE](#)



**Nepal: Rebar offers fall by \$15/t w-o-w**

2024-09-07

[READ MORE](#)

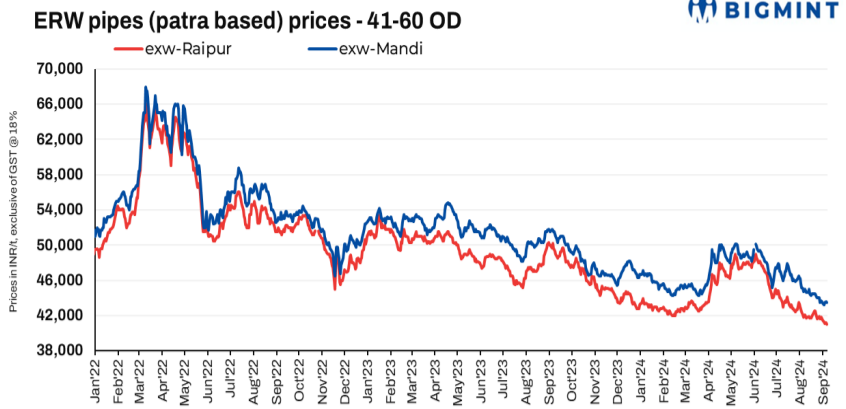


Source: BigMint

**India: HR strip prices drop by up to INR 800/t w-o-w in key markets**

2024-09-07

[READ MORE](#)



Source: BigMint

**India: ERW patra pipe prices fall by INR 800/t w-o-w in Raipur**

2024-09-07

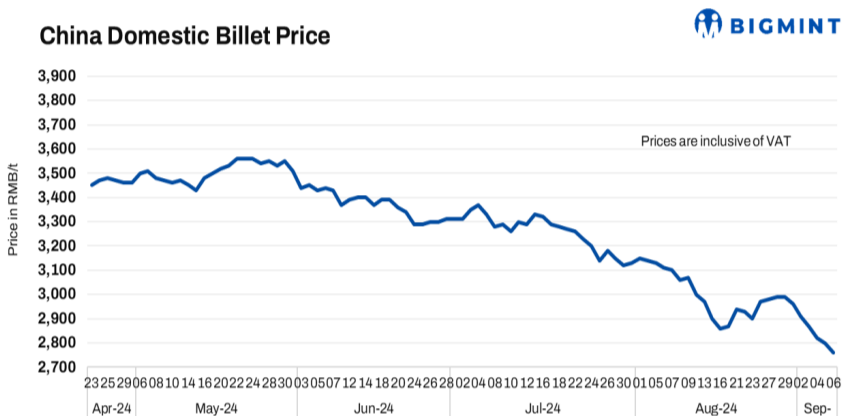
[READ MORE](#)



**India: RINL floats 20,000 t billet export tender**

2024-09-07

[READ MORE](#)



Source: BigMint

**China: Steel billet prices drop further by RMB 40/t (\$6/t) d-o-d**

2024-09-06

[READ MORE](#)



**KEC International wins new orders worth INR 1,423 crores**

2024-09-06

[READ MORE](#)



**India: RINL floats 30,000 t bloom export tender**

2024-09-06

[READ MORE](#)

## Ferro Alloy

### Manganese Ore (India)

Particular/Delivery	Size/Grade	Delivery	As On	Price	Change	1M	3M
Indian prices (in INR/MT)							
MOIL	6-80 mm, Lumps, Mn 46%	Ex-Mines	02 Sep   12.42 IST	22,540	-5,635	NA	NA
	Lumps, Lumps, Mn 44%, Fe 7%	Ex-Mines	02 Sep   12.42 IST	21,561	-5,390	NA	NA
	Lumps, Mn 37%, Fe 7.5%	Ex-Mines	02 Sep   12.42 IST	12,874	-2,272	NA	NA
	6-80 mm, Lumps, Mn 30%	Ex-Mines	02 Sep   12.42 IST	6,322	-1,115	NA	NA

Weekly Assessment, Prices Ex-Mines Basis Including Royalty

### Chrome Ore (India)

Particular/Delivery	Size/Grade	Delivery	As On	Price	Change	1M	3M
Indian prices (in INR/MT)							
Ex-Jajpur (OMC-eAuction)	Friable 54%+	Ex-Mines	21 Aug   18.29 IST	38,085	-202	NA	NA
	Friable 52-54%	Ex-Mines	21 Aug   18.29 IST	34,119	+1,935	NA	NA
	Friable 50-52%	Ex-Mines	21 Aug   18.29 IST	24,252	-521	NA	NA
	Lumps, Friable 48-50%	Ex-Mines	21 Aug   18.29 IST	23,721	-424	NA	NA

OMC E-Auction Prices Including Royalty

### Silico Manganese (India)

Particular/Delivery	Size/Grade	Delivery	As On	Price	Change	1M	3M
Indian prices (in INR/MT)							
Ex-Durgapur	10-150 mm, LC (Mn 55% min.)	Ex-Works	05 Sep   10.32 IST	83,200	-50	-800	-22,800
	10-150 mm, MC (Mn 53% min.)	Ex-Works	05 Sep   10.32 IST	78,000	-200	-1,000	-22,000
	10-50 MM, HC 60-14	Ex-Works	06 Sep   18.33 IST	67,200	-300	-1,960	-18,880
	25-150 mm, HC 60-14	Ex-Works	06 Sep   18.33 IST	66,700	-300	-1,960	-18,880
Ex-Raipur	25-150 mm, HC 60-14	Ex-Works	06 Sep   18.33 IST	67,200	-300	-1,880	-19,840
Ex-Vizag	25-150 mm, HC 60-14	Ex-Works	06 Sep   18.33 IST	67,100	-400	-1,680	-18,980

Weekly Assessment; All Prices are basic; GST @ 18% extra

### Ferro Manganese (India)

Particular/Delivery	Size/Grade	Delivery	As On	Price	Change	1M	3M
Indian prices (in INR/MT)							
Ex-Durgapur	10-150 mm, MC (Mn 70% min)	Ex-Works	05 Sep   10.36 IST	101,500	-1,500	-4,000	-23,500
	25-150 mm, HC 70%	Ex-Works	06 Sep   18.30 IST	73,000	-200	-2,920	-21,580
Ex-Raipur	25-150 mm, HC 70%	Ex-Works	06 Sep   18.30 IST	73,000	-150	-2,930	-21,420

Weekly Assessment; All Prices are basic; GST @ 18% extra

### Ferro Chrome (India)

Particular/Delivery	Size/Grade	Delivery	As On	Price	Change	1M	3M
Indian prices (in INR/MT)							
Ex-Durgapur	10-60 mm, LC 60%	Ex-Works	05 Sep   10.47 IST	219,500	-500	+500	-9,500
Ex-Jajpur	10-150mm, HC 60%, Si- 4%	Ex-Works	06 Sep   10.15 IST	106,600	-1,200	+2,450	-850
	10-150mm, HC 60%, Si - 2%	Ex-Works	05 Sep   10.47 IST	114,500	+1,500	+3,500	-100

Weekly Assessment; All Prices are basic; GST @ 18% extra

### Ferro Silicon (India)

Particular/Delivery	Size/Grade	Delivery	As On	Price	Change	1M	3M
Indian prices (in INR/MT)							
Ex-Guwahati	25-150 mm, FeSi 70%	Ex-Works	06 Sep   18.31 IST	87,900	+1,250	-1,650	-9,350
Ex-Bhutan	25-150 mm, FeSi 70%	Ex-Works	06 Sep   18.31 IST	88,000	0	-2,400	-9,650

Weekly Assessment; All Prices are basic; GST @ 18% extra

### Manganese Ore (Global)

Particular/Delivery	Size/Grade	Delivery	As On	Price	Change	1M	3M
Global prices (in USD/MT)							
CNF China	Lumps, Mn 37% (USD/dmtu)	-	07 Sep   11.37 IST	\$3.84 /dmtu	0	-0.31	-2.36
	Lumps, Mn 44% (USD/dmtu)	-	07 Sep   11.37 IST	\$5.96 /dmtu	-0.07	-2.99	-2.29



<b>CNF India</b>	Lumps, Mn 37%, (South African origin) (USD/dmtu)	-	07 Sep   11.37 IST	\$4 /dmtu	0	-0.3	-2.35
	Lumps, Mn 44% (USD/dmtu)	-	07 Sep   11.37 IST	\$6.05 /dmtu	-0.1	-3.05	-2.35
	Lumps, Mn 46%, (USD/dmtu)	-	07 Sep   11.37 IST	\$6.45 /dmtu	-0.15	-3.25	-2.55

Weekly Assessment

## Chrome Ore (Global)

Global prices (in USD/MT)							
<b>CNF China</b>	Conc 40-42%, S. Africa	-	03 Sep   17.36 IST	\$300	-15	-10	-15
	Conc 46-48%, Turkish	-	03 Sep   17.36 IST	\$420	0	-5	0

Weekly Assessment

## Silico Manganese (Global)

Global prices (in USD/MT)							
<b>FOB India</b>	25-150 mm, HC 60-14	-	06 Sep   18.34 IST	\$818	-2	-19.4	-279
	25-150 mm, HC 65-16	-	06 Sep   18.34 IST	\$930	0	-39.6	-300.2

Weekly Assessment

## Ferro Manganese (Global)

Global prices (in USD/MT)							
<b>FOB India</b>	25-150 mm, HC 70%	-	06 Sep   18.31 IST	\$890	-3	-50.6	-238.4
	25-150 mm, HC 75%	-	06 Sep   18.31 IST	\$950	0	-54.2	-289.6

Weekly Assessment

## Ferro Chrome (Global)

Global prices (in USD/MT)							
<b>CNF China</b>	10-150mm, HC 60% (cents/lb)	-	04 Sep   10.23 IST	¢95 /lb	0	-0.5	-3.5
<b>CNF Japan</b>	10-50mm, HC 60% (cents/lb)	-	04 Sep   10.23 IST	¢100 /lb	0	0	-7
<b>CNF South Korea</b>	10-50mm, HC 60% (cents/lb)	-	04 Sep   10.23 IST	¢99 /lb	0	0	-2

Weekly Assessment

## Ferro Silicon (Global)

Global prices (in USD/MT)							
<b>FOB China</b>	10-50 mm, FeSi 75%	-	02 Sep   18.49 IST	\$1,310	-15	+15	+30
<b>FOB India</b>	10-50 mm, FeSi 70%	-	02 Sep   18.49 IST	\$1,150	-5	+20	-140

Weekly Assessment

**India: Imported manganese ore prices dip on buyers' resistance**

2024-09-07

[READ MORE](#)

Domestic Ferro Alloys Weekly Prices	Prices (currency/t)	Changes w-o-w in %
<b>Manganese ore</b>		
Manganese Ore, CNF East Coast, India, Lumps, Mn 37% (USD/dmtu)	\$4.00	0%
Manganese Ore, CNF Vizag, India, Lumps, Mn 46%, (USD/dmtu)	\$6.45	-2%
<b>Silico manganese</b>		
Silico Manganese, Exw-Raipur, India, HC 60-14,25-150 mm	67,200	-1.0%
Silico Manganese, Exw-Durgapur, India, HC 60-14,25-150 mm	68,700	-1.0%
Silico Manganese, Exw-Vizag, HC 60-14,25-150 mm	67,100	-1.0%
Silico Manganese, Exw-Durgapur, India, MC (Mn 53% min ), 10-150 mm	78,000	0%
<b>Ferro manganese</b>		
Ferro Manganese, Exw-Raipur, India, HC 70%,25-150 mm	73,000	-1%
Ferro Manganese, Exw-Durgapur, India, HC 70%,25-150 mm	73,000	-1%
Ferro Manganese, Exw-Durgapur, India, 10-150 mm, MC ( Mn 70% min )	1,01,500	-1.0%
<b>Ferro chrome</b>		
Ferro Chrome, Exw-Jajpur, India, HC 60%,10-150mm	1,06,600	-0.4%
Ferro Chrome, Exw-Jajpur, India, HC 60% (Low silicon) ,10-150mm	1,14,500	1.3%
Ferro Chrome, Exw-Durgapur, India, LC 60% (Low carbon) ,10-60mm	2,19,500	0%
<b>Ferro silicon</b>		
Ferro Silicon, Exw-Guwahati, India, FeSi 70%,25-150 mm	87,900	2.0%
Ferro Silicon, Exw-Phuentsholing, Bhutan, FeSi 70%,25-150 mm	88,800	0.0%
<b>Noble Ferro alloys</b>		
Ferro Vanadium, Ex-Plant Raipur, India, FeV50%, 10-100 mm	11,22,000	-1%
Ferro Molybdenum, Ex-Plant Nagpur, India, Mo: 60%, 10-100 mm	25,91,000	3.8%

Note: Prices as per latest assessment

**Weekly round-up: Ferro alloys prices see mixed trends amid cautious market**

2024-09-07

[READ MORE](#)



## Non Ferrous

### Aluminium (India)

Particular/Delivery	Size/Grade	Delivery	As On	Price	Change	1M	3M
Indian prices (in INR/MT)							
<b>Aluminium Ingot P1020, Exy-Delhi</b>	Ingot EC Grade 99.70%	Ex-Yard	06 Sep   17.25 IST	237,500	-500	+16,500	-12,500
<b>Aluminium Ingot ADC12, Exw-Delhi NCR</b>	Automobile OEM Approved	Exw-Delhi NCR	06 Sep   17.17 IST	218,000	-1,000	-1,000	-5,000
	Non-OEM	Ex-Works	04 Sep   17.15 IST	208,500	-1,500	-500	-6,500
<b>Aluminium Extrusion Scrap, Exy-Delhi</b>	6063 & 6061 (Mix)	Ex-Yard	06 Sep   17.25 IST	191,000	0	+1,000	-3,000
<b>Aluminium Utensil Scrap, Exy-Delhi</b>	Loose	Ex-Yard	06 Sep   17.25 IST	181,000	0	+2,000	-5,000
<b>Aluminium Taint Tabor Scrap, Exy-Delhi</b>	Loose	Ex-Yard	06 Sep   17.25 IST	180,000	0	+2,000	-5,000
<b>Aluminium Tense Scrap, Exy-Delhi</b>	Solid (Loose)	Ex-Yard	06 Sep   17.25 IST	176,500	0	+2,500	-7,500
<b>Aluminium Ingot P1020, Exy-Mumbai</b>	Ingot EC Grade 99.70%	Ex-Yard	06 Sep   17.25 IST	226,000	0	+13,000	-14,000
<b>Aluminium Extrusion Scrap, Exy-Mumbai</b>	6063 (Loose)	Ex-Yard	06 Sep   17.25 IST	206,000	+3,000	+10,000	+6,000
<b>Aluminium Utensil Scrap, Exy-Mumbai</b>	Utensil (Loose)	DAP	06 Sep   17.25 IST	195,000	+2,000	+10,000	+8,000
<b>Aluminium Ingot ADC12, Exw-Chennai</b>	Automobile OEM Approved	Exw-Chennai	06 Sep   17.25 IST	216,000	-2,000	-2,000	NA
	Non-OEM	Ex-Works	04 Sep   17.15 IST	210,500	-1,500	-500	-5,500
<b>Aluminium Tense Scrap, Exy-Chennai</b>	Solid (Loose)	Ex-Yard	06 Sep   17.25 IST	177,500	0	+2,500	-8,000

### Aluminium (Global)

Particular/Delivery	Size/Grade	Delivery	As On	Price	Change	1M	3M
Global prices (in USD/MT)							
<b>Aluminium Extrusion Scrap, CFR Nhava Sheva, Middle East</b>	6063 (Briquetted)	-	03 Sep   17.14 IST	\$2,370	+30	+120	-75
<b>Aluminium Taint Tabor Scrap, CFR Nhava Sheva, Middle East</b>	Briquetted, Clean	-	03 Sep   17.14 IST	\$2,160	+10	+140	-20
<b>Aluminium Taint Tabor, CFR Nahva Sheva, UK</b>	Cut and sheared 9-10% attachment	-	03 Sep   17.14 IST	\$1,800	+10	+70	-50
<b>Aluminium Taint Tabor, CFR Nahva Sheva, US</b>	HRB, Attachment 3%	-	03 Sep   17.14 IST	\$1,990	+45	+130	-35
<b>Aluminium Talk Scrap, CFR Nhava Sheva, Middle East</b>	Solid (Clean)	-	03 Sep   17.14 IST	\$4,600	-160	+140	-300
<b>Aluminium Talk, CFR Nahva Sheva, US</b>	Solid (Clean)	-	03 Sep   17.14 IST	\$4,815	-175	+195	-240
<b>Aluminium Tense Scrap, CFR Nhava Sheva, Middle East</b>	Attachments 8-9%, Mix	-	03 Sep   17.14 IST	\$1,830	+15	+130	-30
<b>Aluminium Tense, CFR Nahva Sheva, US</b>	Attachments 6-7%	-	03 Sep   17.14 IST	\$1,900	+20	+90	-20
<b>Aluminium Wheel Scrap, CFR Nahva Sheva, UK</b>	Solid (Loose)	-	03 Sep   17.14 IST	\$2,380	-70	+170	-60
<b>Aluminium Zorba 95-5, CFR Nhava Sheva, UK</b>	20 mm, Solid (Shredded)	-	03 Sep   17.14 IST	\$2,080	+60	+120	-60
<b>Silicon Metal, CFR Mundra, China</b>	Grade 553 Si- 98.5%	-	03 Sep   17.14 IST	\$1,720	0	-40	-305

### Copper (India)

Particular/Delivery	Size/Grade	Delivery	As On	Price	Change	1M	3M
Indian prices (in INR/MT)							


<b>Copper Secondary CC Wire Rods, Exw-Delhi</b>	8 mm, Cu 99% min	Ex-works	06 Sep   17.34 IST	775,000	+ 11,000	+ 4,600	- 73,200
<b>Copper Primary CC Wire Rods, Exw-Delhi</b>	8 mm, Cu 99.99%	Ex-works	06 Sep   17.34 IST	809,500	+ 14,500	+ 14,300	- 60,500
<b>Copper Armature Scrap, Exy-Delhi</b>	Cu 99%	Ex-Yard	06 Sep   17.41 IST	723,500	+ 9,500	- 4,100	- 72,700
<b>Copper Primary CC Wire Rods (CCR), Exy-Mumbai</b>	8 mm, Cu 99.99%	Ex-Yard	06 Sep   17.34 IST	819,000	+ 10,000	+ 22,800	- 56,000
<b>Copper Armature Scrap, Exy-Mumbai</b>	Cu - 98%	DAP	06 Sep   17.34 IST	765,000	+ 5,000	- 800	- 57,600
<b>Brass Honey Scrap, Exy-Mumbai</b>	Cu 63% Zn 33%	DAP	06 Sep   17.34 IST	505,000	- 1,000	+ 5,600	- 30,800

## Zinc (India)

Particular/Delivery	Size/Grade	Delivery	As On	Price	Change	1M	3M
Indian prices (in INR/MT)							
<b>Zinc Special High Grade Ingot, Exw-Delhi</b>	Ingot, Zn 99.99%	Ex-works	06 Sep   17.46 IST	266,000	0	+ 8,400	+ 1,600
<b>Zinc Special High Grade Ingot, Exy-Mumbai</b>	Ingot, Zn 99.995%	Ex-Yard	06 Sep   17.46 IST	263,000	+ 2,000	+ 10,200	- 2,200


## Lead (India)

Particular/Delivery	Size/Grade	Delivery	As On	Price	Change	1M	3M
Indian prices (in INR/MT)							
<b>Lead Remelted Ingot, Exw-Delhi</b>	Ingot, Pb 99%	Ex-works	06 Sep   17.33 IST	186,000	0	+ 800	- 3,000
<b>Lead Primary Ingot, Exw-Delhi</b>	Ingot, Pb 99.99%	Ex-works	06 Sep   17.33 IST	205,000	- 1,000	0	- 2,800
<b>Lead Primary Ingot, Exy-Mumbai</b>	Ingot, Pb 99.99%	Ex-Yard	06 Sep   17.33 IST	191,000	0	- 2,800	- 3,200



### Non Ferrous Market Overview, August, Week 36

Non Ferrous grades	Prices/t	W-o-W % change
Al Tense Scrap, Exy-Delhi	176,500	-0.3%
Al Tense Scrap, CFR Nhava Sheva, Middle East	\$1,830	+0.8%
Copper Armature Scrap, Exy-Delhi	723,500	-2.0%
Copper Motor Mix, CFR Mundra, US	\$1,150	-4.2%
Brass Honey Scrap, CFR Mundra, Middle East	\$5,560	-0.5%
Zinc Special High Grade Ingot, Exw-Delhi	2,66,000	-3.0%
Zinc Diecast, CFR Mundra, Middle East	\$2,095	-1.2%
Lead Remelted Ingot, Exw-Delhi	186,000	=0.0%



Delhi/NCR

Nhava Sheva, Mumbai

Source: BigMint Al: Aluminium

**Weekly round-up: Domestic, global base metals prices exhibit negative trends**

2024-09-07

[READ MORE](#)

# India: BigMint's billet index drops further by INR 150/t on weak market sentiments - 6 Sep

06 Sep 2024

BigMint's billet index further declined by INR 150/tonne (t) to INR 37,950/t exw-Raipur on 6 September 2024.

Today, weak buying interest continued to weigh on the billet index, extending the ongoing downtrend. The market saw further correction, with participants anticipating improved buying activity. Despite the availability of lower offers, buyers remained largely inactive, resulting in only modest buying activity d-o-d. Transactions of about 1,900 t were recorded today as compared to 1,800 t on 5 September.

In Raipur, rebar prices decreased by INR 200/t with trades of 1,350 t recorded. Wire rod prices also recorded a decline of INR 300/t d-o-d. Additionally, sponge iron prices in Raipur dropped by INR 200/t.

The conversion spread from sponge iron (PDRI) to billets for standalone furnaces in the region was recorded at INR

13,250/t.

### Rationale

This index has been derived based on transactions, offers, bids, and indicative price data sets. Transactions are considered as T1 and given a weightage of 50%, whereas other data sets are considered as T2 and given a weightage of the balance 50%.

- **Transactions (T1)** - Two trades were recorded at INR 37,800-38,000/t during the 2:30 pm to 5:30 pm BigMint trading window. These were considered for the final price calculation as T1 inputs. The average of these transactions was INR 37,926/t, which was given a 50% weightage in the final price calculation.
- **Other price indicators - bids/offers/indicative (T2)** - Nine offers were reported in the trading window and considered as T2 inputs. The average price of these nine was INR 37,933/t. This was given a 50% weightage in the final price calculation.

The final price of billet exw-Raipur was INR 37,929/t, rounded to INR 37,950/t exw.

From BigMint Team - While it would be our earnest endeavour, at BigMint, to bring about transparent and unbiased price index reporting, we would request all our readers and subscribers for their feedback and if they could participate in the reporting of more transactions.

For detailed methodology - [click here](#)

India Domestic Raipur Billet Trade Updates - 6 Sep'24							BIGMINT	
Participant	Industry Type	Trade Type	*Price (INR/t)	Delivery	Time of Deal/Call	Data Set	Outlier	
P1	Seller	Indicative	38,200	FOR	11:36	T2	Yes	
P2	Trader	Indicative	38,050	EXW	11:42	T2	Yes	
P3	Trader	Offer	38,000	EXW	12:01	T2	Yes	
P4	Trader	Offer	38,000	EXW	12:05	T2	Yes	
P5	Seller	Offer	38,000	EXW	12:55	T2	Yes	
P6	Trader	Indicative	38,250	FOR	12:59	T2	Yes	
P7	Seller	Offer	38,000	EXW	13:08	T2	Yes	
P8	Trader	Indicative	38,000	EXW	15:05	T2	Yes	
P9	Trader	Offer	38,000	EXW	16:34	T2	Yes	
P10	Trader	Offer	38,000	FOR	16:41	T2	No	
P11	Buyer	Indicative	38,000	EXW	16:50	T2	No	
P12	Seller	Indicative	38,200	FOR	16:52	T2	Yes	
P13	Trader	Indicative	38,000	EXW	17:01	T2	No	
P14	Trader	Offer	37,800	FOR	17:03	T2	No	
P15	Seller	Indicative	38,000	EXW	17:20	T2	No	
P16	Trader	Trade	38,000	EXW	17:25	T1	No	
P17	Buyer	Bid	37,800	EXW	17:27	T2	No	
P18	Trader	Trade	37,800	EXW	17:28	T1	No	
P19	Seller	Indicative	38,100	EXW	17:31	T2	Yes	
P20	Buyer	Indicative	37,900	EXW	17:32	T2	Yes	

T1 - Trade, T2 - Offer/Bid/Indicative, \*Normalized price as per methodology

## India Domestic Billet Price Index EXW Raipur

- Credible & Transparent Prices
- Robust Methodology & Rationale
- IOSCO Compliance
- Independent View of the Market
- Enabling Informed Conversations & Negotiations

## Global Prices

### Global Prices - Region Wise

Commodity	Particular	Grade/Size	Price	Change	W-O-W	1M	3M
<b>China</b>							
<i>Export</i>							
Billet	FOB China	125*125, BF Grade	NA	NA	NA	NA	NA
TMT (Re-Bar)	FOB China	Commerical	NA	NA	NA	NA	NA
Wire Rod	FOB China	5.5mm	NA	NA	NA	NA	NA
HRC	FOB China	2.5mm	\$465	0	0	-30	-60
CRC	FOB China	0.90 mm	\$520	0	0	-35	-75
<i>Import</i>							
Iron Ore	CNF China	Lumps Fe 64/63%, South Africa	\$91	-2	-12	-9	-16
Iron Ore	CNF China	Fines Fe 62%, Australia	\$91	-1	-10	-8	-16
Pellets	CNF China	6-20mm, BF Grade	\$115	-8	-8	-8	-6
Coking Coal	CNF China	Premium HCC, Australia	NA	NA	NA	NA	NA
Mill Scale	CNF China	70/68%	NA	NA	NA	NA	NA
FeCr	CNF China	HC 60%	¢95/lb	0	0	-0.5	-3.5
Mn Ore	CNF China	Mn 46% Lumps, Australia	NA	NA	NA	NA	NA
Mn Ore	CNF China	Mn 38%, South Africa	NA	NA	NA	NA	NA
<b>CIS Nations</b>							
<i>Export</i>							
Billet	FOB Black Sea	125*125, BF Grade	\$473	0	+4	-12	-22
Slabs	FOB Black Sea	Commercial	NA	NA	NA	NA	NA
Pig Iron	FOB Black Sea	Steel Grade	\$382	-6	-6	-10	-38
TMT (Re-Bar)	FOB Black Sea	Commercial	NA	NA	NA	NA	NA
HRC	FOB Black Sea	2.5mm	\$480	-15	-15	-50	-72
CRC	FOB Black Sea	0.90mm	\$575	-15	-15	-45	-70
<b>Japan/Korea</b>							
<i>Export</i>							
HRC	FOB Korea	2.5mm	\$520	-30	NA	NA	NA
<i>Import</i>							
FeCr	CNF Japan	HC 60%	¢100/lb	0	0	0	-7































Note:- W-O-W: Week On Week, 1M: Change over last month, 3M: Change over last 3 months, All prices are weekly assessment, Iron Ore are daily assessment



Commodity	Particular	Grade/Size	Price	Change	W-O-W	1M	3M
<b>India</b>							
<i>Export</i>							
Iron Ore	FOB India	Fines, Fe 58/57%	\$51	-4	-7.5	-6	-6
Billet	FOB India	150*150mm	\$490	0	0	0	NA
Pig Iron	FOB India	Steel Grade	NA	NA	NA	NA	NA
HRC	FOB India	2.5mm	\$560	0	NA	NA	NA
CRC	FOB India	0.9mm	\$645	-10	-10	-30	-55
SiMn	FOB India	60/14%	\$818	-2	-9.8	-19.4	-279
FeMn	FOB India	HC 75%	\$950	0	-10.2	-54.2	-289.6
FeSi	FOB Bhutan	70-75%	\$1,150	-5	-5	+20	-140
<i>Import</i>							
Iron Ore	CNF India	Lumps Fe 64%, South Africa	NA	NA	NA	NA	NA
Scrap	CNF India	HMS 1&2 ,Middle East	NA	NA	NA	NA	NA
Scrap	CNF India	Shredded, Europe	\$390	0	0	-26.2	-30.4
Coking Coal	CNF India	Premium HCC, Australia	\$201	-9	-11.5	-29.4	-73
Non-Coking Coal	CNF India	RB2 5500 NAR, South Africa	NA	NA	NA	NA	NA
Met Coke	CNF India	62%, China	NA	NA	NA	NA	NA
Pellets	CNF India	6-20mm, BF Grade	NA	NA	NA	NA	NA
Wire Rod	CNF India	5.5mm, China	NA	NA	NA	NA	NA
HRC	CNF India	2.5mm, China	\$495	0	0	-40	-60
HRC	CNF India	2.5mm, Korea	\$570	-30	NA	NA	NA
CRC	CNF India	0.90mm, China	\$540	0	0	-35	-75
HR Plate	CNF India	A 36	NA	NA	NA	NA	NA
Mn Ore	CNF India	Mn 38%, South Africa	NA	NA	NA	NA	NA
<b>Europe &amp; US</b>							
<i>Export</i>							
Pig Iron	FOB Brazil	Steel Grade	\$437	0	0	-5	-10
<i>Import</i>							
Scrap	CFR Turkey	HMS (80:20), US	\$370	0	+7.4	-14.4	-14.2
HRC	CIF Europe	2.5mm	NA	NA	NA	NA	NA
<b>Middle East &amp; Africa</b>							
<i>Export</i>							
Iron Ore	FoB South Africa	Lumps, Fe 64/63%	NA	NA	NA	NA	NA
Non Coking Coal	FoB South Africa	RB2 5500 NAR	NA	NA	NA	NA	NA
<i>Import</i>							
Billet	CNF Dubai	125*125, China	NA	NA	NA	NA	NA
HRC	CNF Dubai	2.5mm, China	\$500	0	0	-40	-67

Note:- W-O-W: Week On Week, 1M: Change over last month, 3M: Change over last 3 months, All prices are weekly assessment, Iron Ore are daily assessment

# LIVE TENDERS

COMPANY	TYPE	GRADE	QUANTITY	EXPIRY DATE	LOCATION	VIEW
<b>Aluminium</b>						
TATASIKORSKYAEROSPACELTD	Sell	Aluminum Scrap	48 MT	10 Sep, 2024	 Rangareddi, Telangana, India	<a href="#">VIEW</a>
Yantra India Limited	Sell	Aluminum Alloy Dross	250 MT	11 Sep, 2024	 Nagpur, Maharashtra, India	<a href="#">VIEW</a>
<b>Billet/Ingot/Slab</b>						
RINL	Sell	Bloom	975 MT	10 Sep, 2024	 Visakhapatnam, Andhra Pradesh, India	<a href="#">VIEW</a>
RINL	Sell	Bloom	773 MT	10 Sep, 2024	 Visakhapatnam, Andhra Pradesh, India	<a href="#">VIEW</a>
RINL	Sell	Bloom 150X150	30,000 MT	12 Sep, 2024	 Visakhapatnam, Andhra Pradesh, India	<a href="#">VIEW</a>
<b>Ferro Manganese</b>						
SAIL	Buy	Ferro Manganese	1,300 MT	18 Sep, 2024	 Bokaro, Jharkhand, India	<a href="#">VIEW</a>
Arcelor Mittal	Buy	High Carbon Ferro Manganese	5,000 MT	12 Sep, 2024	 Hazira, Gujarat, India	<a href="#">VIEW</a>
<b>Fines/Lumps</b>						
Director of Mines & Geology	Services	Iron Ore Blocks	3 Nos	04 Oct, 2024	 Goa, Goa, India	<a href="#">VIEW</a>
Director of Mines & Geology	Sell	Iron Ore Blocks	4 Nos	09 Sep, 2024	 Raipur, Chattisgarh, India	<a href="#">VIEW</a>
Vedanta Limited	Sell	Iron Ore Lumps	20,000 MT	10 Sep, 2024	 Chitradurga, Karnataka, India	<a href="#">VIEW</a>
<b>Melting Scrap</b>						
URANIUM CORPORATION OF INDIA LIMITED	Sell	Melting Scrap	570 MT	10 Sep, 2024	 Jamshedpur, Jharkhand, India	<a href="#">VIEW</a>
Mahindra & Mahindra	Sell	Melting Scrap	900 MT	09 Sep, 2024	 Mumbai, Maharashtra, India	<a href="#">VIEW</a>
Shree Cement Ltd	Sell	Melting Scrap	254 MT	09 Sep, 2024	 Beawar, Rajasthan, India	<a href="#">VIEW</a>
NTPC	Sell	Melting Scrap	1,645 MT	10 Sep, 2024	 Murshidabad, West Bengal, India	<a href="#">VIEW</a>
Mahindra & Mahindra	Sell	Melting Scrap	453 MT	13 Sep, 2024	 Mohali, Punjab, India	<a href="#">VIEW</a>
SAIL	Sell	Mix Melting Scrap	26,086 MT	09 Sep, 2024	 Bhilai, Chattisgarh, India	<a href="#">VIEW</a>
SAIL	Sell	Melting Scrap	3,164 MT	10 Sep, 2024	 Bhilai, Chattisgarh, India	<a href="#">VIEW</a>
NINL	Sell	Rejected & Scrap TMT	600 MT	11 Sep, 2024	 Kalinga Nagar, Odisha, India	<a href="#">VIEW</a>
Indian Oil	Sell	Melting Scrap	884 MT	13 Sep, 2024	 Kandla, Gujarat, India	<a href="#">VIEW</a>
HMCL	Sell	Melting Scrap	440 MT	12 Sep, 2024	 Haridwar, Uttarakhand, India	<a href="#">VIEW</a>
MahindraAcceloLimited	Sell	Melting Scrap	248 MT	10 Sep, 2024	 Ahmednagar, Maharashtra, India	<a href="#">VIEW</a>
Poshs Cinoti Pvt. Ltd	Sell	Melting Scrap-CR HR Punching	590 MT	12 Sep, 2024	 Pune, Maharashtra, India	<a href="#">VIEW</a>
<b>Met Coke</b>						
TATA Steel	Sell	Imported LAM Coke	1,000 MT	09 Sep, 2024	 Paradip, Odisha, India	<a href="#">VIEW</a>
<b>Non Coking</b>						
Minas de Benga Lda	Services	Non Coking Coal	1 Nos	16 Sep, 2024	 Maputo, Mozambique	<a href="#">VIEW</a>
NTPC	Sell	Coal Mill Reject	15,000 MT	12 Sep, 2024	 Aurangabad, Bihar, India	<a href="#">VIEW</a>
APMDC	Sell	Non Coking Coal G7	100,000 MT	12 Sep, 2024	 Vijayawada, Andhra Pradesh, India	<a href="#">VIEW</a>
NTPC	Buy	Non Coking Coal	500,000 MT	26 Sep, 2024	 Solapur, Maharashtra, India	<a href="#">VIEW</a>
NTPC	Buy	Non Coking Coal	500,000 MT	26 Sep, 2024	 Bijapur, Karnataka, India	<a href="#">VIEW</a>
NTPC	Buy	Non Coking Coal	500,000 MT	26 Sep, 2024	 Nagpur, Maharashtra, India	<a href="#">VIEW</a>
NTPC	Buy	Non Coking Coal	500,000 MT	26 Sep, 2024	 Aurangabad, Maharashtra, India	<a href="#">VIEW</a>

COMPANY	TYPE	GRADE	QUANTITY	EXPIRY DATE	LOCATION	VIEW
NTPC	Buy	Non Coking Coal	500,000 MT	26 Sep, 2024	 Visakhapatnam, Andhra Pradesh, India	<a href="#">VIEW</a>
NTPC	Buy	Non Coking Coal	500,000 MT	26 Sep, 2024	 Hyderabad, Telangana, India	<a href="#">VIEW</a>
<b>Pig Iron</b>						
NMDC	Sell	Pig Iron	20,000 MT	10 Sep, 2024	 Jagdalpur, Chattisgarh, India	<a href="#">VIEW</a>
SAIL	Sell	Pig Iron	14,550 MT	11 Sep, 2024	 Bokaro, Jharkhand, India	<a href="#">VIEW</a>
<b>Rail</b>						
SAIL	Sell	IU Rail	4,200 MT	10 Sep, 2024	 Bhilai, Chattisgarh, India	<a href="#">VIEW</a>
<b>Rebar</b>						
RINL	Sell	Rebar Fe550D	5,000 MT	09 Sep, 2024	 Visakhapatnam, Andhra Pradesh, India	<a href="#">VIEW</a>
RINL	Sell	Rebar	910 MT	10 Sep, 2024	 Visakhapatnam, Andhra Pradesh, India	<a href="#">VIEW</a>
<b>Used Plants And Machines</b>						
AssamIndustrialDevelopmentCorporationLimited	Sell	Used Plant & Machines	1 Nos	20 Sep, 2024	 Guwahati, Assam, India	<a href="#">VIEW</a>

[View All](#)



Formerly SteelMint / CoalMint

**Contact:**

[info@bigmint.co](mailto:info@bigmint.co)

+91 97700 56666

**Disclaimer:** BigMint has taken due care and caution in compilation of content. Information is just for reference not intended for trading purpose or to address your particular requirement. The content includes facts, views and opinions are of individuals and not that of the BigMint management. We and our content licensors do not guarantee or warrant the accuracy, completeness or timeliness of, or otherwise endorse these views, and opinions. BigMint and its affiliates, or their employees, directors or agents shall not be liable or responsible for any loss or costs or any action whatsoever arising out of use or relying on the spot prices disseminated.