



BIGMINT

Formerly SteelMint / CoalMint

Issue 1345,

Daily Steel Report

HIGHLIGHTS

10 Dec 2024, Tue

[Intel & Insights](#)

[Snap Shot - Global Prices \(USD/MT\)](#)

[Snap Shot - Indian Domestic Prices \(INR/MT\)](#)

[Iron Ore](#)

[Coal](#)

[Scrap & Metallics](#)

[Steel](#)

[Ferro Alloy](#)

[Non Ferrous](#)

[India Domestic Billet Index](#)

[Global Prices - Region Wise](#)

[Live Tenders](#)

Intel & Insights

INDIA

Iron Ore

India: NMDC Kumaraswamy's iron ore auction fetches decent response [READ MORE >](#)

BigMint's daily trade sheet - 9 Dec'24 [READ MORE >](#)

Coal

India's pet coke production rises over 10%, consumption grows 4% in Oct'24 [READ MORE >](#)

India: IOCL raises pet coke prices for Dec'24 deliveries [READ MORE >](#)

India: Imported pet coke prices decline by \$1/t w-o-w [READ MORE >](#)

Scrap & Metallics

South Asia: Imported ferrous scrap market sees limited buying interest amid weak downstream demand [READ MORE >](#)

India: Sponge iron prices fluctuate amid limited demand - 9 Dec [READ MORE >](#)

India: BigMint's scrap index up INR 200/t amid mixed market trends [READ MORE >](#)

Steel

India: BigMint's billet index drops marginally by INR 100/t d-o-d - 9 Dec [READ MORE >](#)

Indian DRI, billet, rebar update - 9 Dec [READ MORE >](#)

India's brand-wise rebar offers from BF and IF route mills - 9 Dec [READ MORE >](#)

Indian mills roll-over coated flat steel list prices for Dec'24 sales [READ MORE >](#)

India steel index stable w-o-w; thin trade in flats evens out improvement in longs [READ MORE >](#)

Ferro Alloy

AM/NS India floats 40-t ferro vanadium purchase tender [READ MORE >](#)

AM/NS India issues tender to procure 35 t of ferro molybdenum [READ MORE >](#)

Non Ferrous

India: Hindustan Zinc raises lead prices by INR 2,500/t (\$29/t), zinc remains stable [READ MORE >](#)

Base metals prices, stocks on LME show mixed trends [READ MORE >](#)

Stainless Steel

India: Shyam Metalics and Energy posts 51% y-o-y growth in stainless steel sales in Nov'24 [READ MORE >](#)

Ship Breaking

India: Melting scrap prices fall by INR 400/t d-o-d in Alang [READ MORE >](#)

CHINA

China: Steel billet prices rise RMB 30/t (\$4/t) [READ MORE >](#)

China: BF mills' production falls to 2-month low [READ MORE >](#)

SOUTH ASIA

Bangladesh: Bulk ferrous scrap imports fall over 10% m-o-m in Nov'24 [READ MORE >](#)

SOUTH EAST ASIA

Vietnam: Imported bulk scrap offers drop by up to 3/t w-o-w; buyers inactive due to weak domestic steel market [READ MORE >](#)

MEA (MIDDLE EAST AFRICA)

Iran: Domestic billet, rebar prices increase amid rising production costs

[READ MORE >](#)

OCEANIA

Australia: Rio Tinto to ship 323-338 mnt of iron ore from Pilbara in 2025

[READ MORE >](#)

Vietnam: Imported bulk scrap offers drop by up to 3/t w-o-w; buyers inactive due to weak domestic steel market

Weak demand persists; market remains in wait-and-see mode. Japanese H2 offers firm, but buyers hesitant due to freight. In Vietnam, imported scrap demand did not improve last week, while local producers expected reduced offers

for long products amid poor construction activity. "Vietnamese producers have huge stocks of longs due to weak sales. So, they are not interested in scrap," a source in Vietnam said. Despite slow demand, Japanese H2

Continued

SNAP SHOT - GLOBAL PRICES (USD/MT)

Commodity	Particular	Size, Grade	As on	Price	Change	1M	3M
Iron Ore Fines ¹	China Imports	Fines, Fe 62%	09 Dec 10.28 IST	\$103	-1	0	+10
Iron Ore ¹	Indian Imports	Lumps, Fe 64%	04 Dec 13.42 IST	\$114.5	+2.5	-0.5	+16.5
Pellets (Brazil) ²	China Imports	6-20 mm, Fe 65%	04 Dec 16.39 IST	\$129	+4	+1	+17
Pellets (India) ²	China Imports	6-20 mm, Fe 63%	06 Dec 17.55 IST	\$112.5	-3.5	+2	+15.5
Coking ²	Australia Exports	Premium HCC	09 Dec 10.36 IST	\$204	0	-2.5	+23.8
Non Coking ²	India Imports	RB2, S.Africa	09 Dec 13.36 IST	\$103	+0.5	-1.2	0
Graphite Electrode ²	China Exports	600mm, UHP	02 Dec 18.31 IST	15,500 RMB/t	-450	-450	+300
Scrap ²	India Imports	Shredded	09 Dec 18.36 IST	\$383	+5	-12.6	-5.4
Scrap ²	Turkey Imports	HMS 80:20	09 Dec 18.36 IST	\$337	-1	-23.6	-32.33
Scrap ²	Pakistan Imports	Shredded	09 Dec 18.36 IST	\$384	+4	-11.8	-9.4
Scrap ²	Bangladesh Imports	Shredded	09 Dec 18.36 IST	\$385	+5	-14.6	-15
Scrap (Ship Breaking) ²	India Imports	Containers	03 Dec 12.08 IST	\$490	0	0	-20
Billet ²	India Exports	150*150, 3SP/4SP	06 Dec 18.21 IST	\$460	-10	-10	-10
Billet ²	Russia Exports	130*130, 3SP	06 Dec 18.21 IST	\$450	0	-20	-10
Billet ²	Iran Exports	130*130, 3SP	06 Dec 18.21 IST	\$458	0	-4.5	-7
Billet ²	Philippines Import	150*150, 3SP	06 Dec 18.18 IST	\$470	+5	-26	+12.5
Sponge Iron ²	India Exports	-	-	-	-	-	-
Pig Iron ²	Russia Exports	Steel Grade	07 Dec 14.03 IST	\$318	-7	-22	-52
HRC ²	China Exports	3-12mm, SS400	03 Dec 18.35 IST	\$490	+5	-20	+40
Wire Rod ²	Nepal Import	5.5-6.0mm, Commercial Grade	07 Dec 13.05 IST	\$515	-10	-20	0
HRC ²	India Exports	2.5 mm, SAE1006	05 Nov 18.31 IST	\$535	0	NA	NA
HRC ²	South Korea Exports	1.6-2.5mm, SAE 1006	03 Dec 18.35 IST	\$505	+3	NA	NA
HRC (China) ²	Vietnam Imports	2-3mm, SAE 1006	03 Dec 18.57 IST	\$510	-5	-20	+40
HRC (China) ²	Dubai Imports	2-3mm, SAE 1006	03 Dec 18.57 IST	\$510	-5	-20	+40
CRC ²	India Exports	0.9 mm, IS 513 Gr.O	04 Dec 18.06 IST	\$630	-2	-25	-15
CRC ²	China Exports	0.90mm, SPCC	04 Dec 18.06 IST	\$555	0	-10	+35
HR Plate ²	China Exports	5-10mm, SS 400	04 Dec 18.19 IST	\$515	+5	0	+45
GP ²	China Exports	DX51D+z80, Width 1,000-1,500 mm, thickness 0.5-2mm	05 Dec 18.06 IST	\$595	0	-5	+15
Silico Manganese ²	India Exports	25-150 mm, HC 65-16	09 Dec 18.08 IST	\$875	0	-22.4	-35.2
Ferro Chrome ²	China Import	10-150mm, HC 60%	04 Dec 10.23 IST	¢87 /lb	0	-3.5	-7.25
Manganese Ore ²	India Imports	Lumps, Mn 37%,	07 Dec 11.08 IST	\$4 /dmtu	0	+0.1	+0.1
Ferro Manganese ²	India Exports	25-150 mm, HC 75%	09 Dec 18.15 IST	\$900	0	-5.2	-32.2
Ferro Silicon ²	Bhutan Exports	10-50 mm, FeSi 70%	09 Dec 18.37 IST	\$1,250	0	-65	+110

1-Daily Assessment, 2-Weekly Assessment, 3-Monthly Assessment, W-O-W: Week On Week, 1M: Change over last month, 3M: Change over last 3 months

India steel index stable w-o-w; thin trade in flats evens out improvement in longs

Dec 09, 2024 10:22

Improved buying supports IF rebar offers BF mills cut rebar list prices for early-Dec Mills roll over flats tags, offer price supportMorning Brief: Signalling another dismal week, the India Steel Composite Index remained stuck at 130.1

points on 6 December 2024, unchanged as against the previous assessment on 29 November. The index had earlier straddled these levels in September 2024, ahead of the festive season-led restocking rush. The sub-indices exhibited mi

Continued

SNAP SHOT - INDIAN DOMESTIC PRICES (INR/MT)

Commodity	Particular	Size,Grade	As on	Price	Change	1M	3M
Fines/lumps ²	Iron Ore Index	5-18 mm, Fe 63%, DR Grade	07 Dec 12.56 IST	7,200	0	-50	+1,550
Fines/lumps ²	Iron Ore Index	0-10 mm, Fe 63%	07 Dec 12.56 IST	5,600	0	-150	+1,200
Iron Ore ³	NMDC	6-40 mm, Fe 65.5%	23 Oct 11.14 IST	6,350	NA	NA	NA
Iron Ore ³	NMDC	0 -10 mm, Fe 64%	23 Oct 11.14 IST	5,410	NA	NA	NA
Pellets ²	Raipur	6-20 mm, Fe 63%,	06 Dec 17.53 IST	8,800	0	-1,100	+200
Pellets ²	Bellary	6-20 mm, Fe 63%	06 Dec 17.53 IST	10,300	+100	0	+900
Met Coke ²	Ex-India (East)	25-90 mm, Blast Furnace-grade	04 Dec 17.16 IST	32,700	0	-700	-800
Graphite Electrode ³	Ex-India	600mm, UHP	28 Nov 22.04 IST	260,000	-75,000	-75,000	NA
Mill Scale ²	FoR-Kandla	Fines, Fe 70/68%	07 Dec 13.07 IST	6,950	0	-50	+500
Hms ¹	Ex-Mumbai	HMS	09 Dec 17.34 IST	32,500	0	-1,000	+200
Hms ¹	Ex-Alang	HMS	09 Dec 17.34 IST	34,200	-400	-1,300	+1,200
Pig Iron ¹	Ex-Durgapur	Steel Grade	09 Dec 13.20 IST	33,500	0	-3,300	-2,250
Pig Iron ¹	Ex-Ludhiana, Foundary	Foundry Grade	09 Dec 13.14 IST	40,200	-200	-1,600	-2,000
Sponge Pellet ¹	Ex-Raipur	Lumps, FeM 80%, +/-1	09 Dec 17.39 IST	24,650	+50	-2,000	-250
Billet ¹	Ex-Mumbai	100x100mm, IS 2831	09 Dec 17.49 IST	41,800	-100	-1,200	+2,000
Billet ¹	Ex-Raipur	100x100mm, IS 2831	09 Dec 17.49 IST	38,650	-100	-1,450	+1,450
TMT (Re-Bar) Secondary mills ¹	Ex-Mumbai	12-25mm, IF Route, Fe 500, IS 1786	09 Dec 13.28 IST	46,500	0	-1,500	+1,200
TMT (Re-Bar) Secondary mills ¹	Ex-Delhi/NCR	12-25mm, IF Route, Fe 500, IS 1786	09 Dec 13.28 IST	45,600	+100	-1,800	+2,000
TMT (Re-Bar) ²	Ex-Mumbai	12-32mm, BF Route , IS 1786 Fe 500D	06 Dec 17.31 IST	53,800	-200	-1,200	+3,200
Structure ¹	Ex-Mumbai	40x40 Angle, IF Route, IS 2062/2011 E-250 Gr A	09 Dec 17.26 IST	48,200	-500	-2,500	+500
Wire Rod ¹	Ex-Raipur	5.5 mm, SWRY 14 LC Gr 3, Induction route	09 Dec 17.30 IST	42,500	-200	-1,400	+1,800
HRC ²	Ex-Delhi	2.5-8mm / CTL, IS2062, Gr E250 Br.	06 Dec 19.18 IST	47,300	-100	-750	-850
HRC ²	Ex-Mumbai	2.5-8mm / CTL, IS2062, Gr E250 Br.	06 Dec 19.18 IST	47,300	-100	-950	-1,200
CRC ²	Ex-Delhi	0.90mm / CTL, IS 513, CR1	06 Dec 19.31 IST	54,800	0	-1,700	-1,850
CRC ²	Ex-Mumbai	0.90mm / CTL, IS 513, CR1	06 Dec 19.31 IST	53,700	-400	-2,300	-2,350
HR Plate ²	Ex-Mumbai	5-10mm, Gr E250 Br.	04 Dec 19.29 IST	48,200	-300	-800	-2,300
GP ²	Ex-Mumbai	0.8mm / CTL, 120 GSM, IS277	05 Dec 18.07 IST	57,800	-100	0	-1,500
Silico Manganese ²	Ex-Raipur	25-150 mm, HC 60-14	09 Dec 18.07 IST	65,200	0	-980	-460
Ferro Manganese ²	Ex-Raipur	25-150 mm, HC 70%	09 Dec 18.13 IST	67,000	+100	-100	-3,240
Ferro Chrome ²	Ex-Jajpur	10-150mm, HC 60%, Si- 4%	06 Dec 10.16 IST	106,000	-100	-3,950	-900
Manganese Ore ²	Ex Balaghat, MOIL	Lumps, Mn 37%, Fe 7.5%	01 Dec 11.45 IST	13,784	+402	+402	+910
Chrome Ore ²	Ex-Odisha OMC, E-auction	Lumps, Friable 48-50%	20 Nov 13.49 IST	29,557	+1,147	NA	NA

*Basic Price GST @ 18% extra

1-Daily Assessment, 2-Weekly Assessment, 3-Monthly Assessment, W-O-W: Week On Week, 1M: Change over last month, 3M: Change over last 3 months

Iron Ore

Iron Ore (India)

Particular/Delivery	Size/Grade	Delivery	As On	Price	Change	1M	3M
Indian prices (in INR/MT)							
Odisha Iron Ore Index	5-18 mm, Fe 63%, DR Grade	Ex-mines	07 Dec 12.56 IST	7,200	0	-50	+1,550
	10-30mm, Fe 63%, BF Grade	Ex-mines	07 Dec 12.56 IST	6,400	-200	-100	+1,350
	0-10 mm, Fe 63%	Ex-mines	07 Dec 12.56 IST	5,600	0	-150	+1,200
	0-10mm, Fe 60%	Ex-mines	07 Dec 12.56 IST	4,750	0	-100	+1,050
	0-5mm, Fe 57%	Ex-mines	05 Dec 18.00 IST	3,450	-150	-350	+1,050
	5-18 mm, Lumps, Fe 60%	Ex-mines	07 Dec 12.56 IST	6,400	0	-300	+1,400
	10-30 mm, lumps, Fe 60%	Ex-mines	07 Dec 12.56 IST	5,650	0	-250	+1,250
	0-10mm, Fe 62%	Ex-mines	07 Dec 12.56 IST	5,250	0	-200	+1,050
OMC Kurmitar (Koira)	10-40 mm, Fe 62%	Ex-Mines	20 Nov 13.14 IST	6,750	+50	+50	+1,600
OMC Gandhamardan	0 -5 mm, Fe 62-60%	Ex-Mines	20 Nov 13.14 IST	4,800	-100	-100	+1,350
	10-40 mm, Fe 62%	Ex-Mines	20 Nov 13.14 IST	6,000	+50	+50	+1,400
OMC Daitari	0 -5 mm, Fe 62-64%	Ex-Mines	20 Nov 13.14 IST	5,400	-350	-350	+1,400
	10-40 mm, Fe 62%	Ex-Mines	20 Nov 13.14 IST	6,900	+140	+140	+1,690
OMC Kurmitar (Koira)	0 -5 mm, Fe 62-60%	Ex-Mines	20 Nov 13.14 IST	4,900	-450	-450	+1,400
OMC Guali	5-18 mm, Fe 62%	Ex-mines	20 Nov 13.14 IST	6,505	-150	-150	+1,400
	Fines -5 mm, Fe 60-62%	Ex-mines	20 Nov 13.14 IST	4,900	-550	-550	+800
OMC Jilling	5-18 mm, Fe 62%	Ex-mines	20 Nov 13.14 IST	7,350	-100	-100	+1,650
	Fines -5 mm, Fe 60-62%	Ex-mines	20 Nov 13.14 IST	5,050	-450	-450	+800
NMDC, Chhattisgarh	10-40 mm, Fe 67%, DR CLO	F.O.R Siding	23 Oct 11.14 IST	7,420	NA	NA	NA
	10-150 mm, Fe 65.5%	F.O.R Siding	23 Oct 11.14 IST	6,220	NA	NA	NA
	6-40 mm, Fe 65.5%	F.O.R Siding	23 Oct 11.14 IST	6,350	NA	NA	NA
	0 -10 mm, Fe 64%	F.O.R Siding	23 Oct 11.14 IST	5,410	NA	NA	NA
Chandrapur, Maharashtra	5-18 mm, Fe 63%	FOR Chandrapur	06 Dec 17.57 IST	9,250	0	-500	+600
	0-10mm, Fe 63%	FoR Ballarshah	06 Dec 17.57 IST	5,600	0	-400	+750
Ex-Bellary	0-10 mm, Fe 62%	Ex-Mines	05 Dec 17.59 IST	5,200	0	+200	+700
	0-10 mm, Fe 57%	Ex-Mines	05 Dec 17.59 IST	3,100	0	0	+450
Karnataka e-auction	Lumps 10-40mm, Fe 63%	Ex-Mines	30 Nov 19.01 IST	5,000	+600	+600	+600
	Fines 0 -5 mm, Fe 60%	Ex-Mines	30 Nov 19.01 IST	3,900	+500	+500	+500

Pellets (India)

Indian prices (in INR/MT)							
Ex-Barbil	6-20 mm, Fe 63%, (+/- 0.5%)	FOR Siding	06 Dec 17.53 IST	7,900	+100	-550	+875
Ex-Durgapur	6-20 mm, Fe 63%, (+/- 0.5%)	Ex-Works	06 Dec 17.53 IST	9,200	+200	-500	+1,500
Ex-Jamshedpur	6-20 mm, Fe 63%	Ex-Works	06 Dec 17.53 IST	8,700	+100	-500	+975
Ex-Jharsugda	6-20 mm, Fe 63%, (+/- 0.5%)	Ex-Works	06 Dec 17.53 IST	8,600	+100	-500	+1,050
Ex-Raipur	6-20 mm, Fe 63%, (+/- 0.5%)	Ex-Works	06 Dec 17.53 IST	8,800	0	-1,100	+200
Ex-Kandla	6-20 mm, Fe 64/63%	DAP	06 Dec 17.53 IST	11,200	0	+300	+1,300
Ex-Bellary	6-20 mm, Fe 63%	Ex-Works	06 Dec 17.53 IST	10,300	+100	0	+900

Weekly Assessment, GST @ 5% extra., Barbil and Kandla - Prices Loaded to Wagons

Concentrates (India)

Indian prices (in INR/MT)							
Ex-Jabalpur	-45 micron, Fe 63%	Ex-works	07 Dec 13.02 IST	5,000	0	+100	+1,150

Iron Ore (Global)

Global prices (in USD/MT)							
CNF China	Fines, Fe 61.5% (Australia Origin)	-	09 Dec 10.28 IST	\$101	-1	0	+10
CNF China	Fines, Fe 62% (Australia Origin)	-	09 Dec 10.28 IST	\$103	-1	0	+10
CNF China	Fines, Fe 62.5% (Brazil Origin)	-	09 Dec 11.50 IST	\$106	0	+1	+11
CNF China	Fines, Fines 63/62% (India origin)	-	09 Dec 11.50 IST	\$97	-2	-1	+7
CNF China	Lumps, Fe 64/63% (South Africa Origin)	-	09 Dec 11.50 IST	\$103	-1	0	+9

CNF China	Lumps, USD/dmtu	-	09 Dec 10.28 IST	\$0.135	0	0	+ 0.027
CNF China	Fines, Fe 55% (India Origin)	-	09 Dec 17.54 IST	\$72	+1	+ 5.5	+ 13
CNF China	Fines, Fe 56% (India Origin)	-	09 Dec 17.54 IST	\$75	+1	+ 5.5	+ 13
CNF China	Fines, Fe 57% (India origin)	-	09 Dec 17.54 IST	\$78	+1	+ 5.5	+ 13
CNF India	Lumps, Fe 64% (South Africa origin)	-	04 Dec 13.42 IST	\$114.5	+ 2.5	+ 4.5	+ 14.5
FOB India	Fines, Fe 57% (India origin)	-	09 Dec 17.54 IST	\$67	+1	+ 6.5	+ 13.5

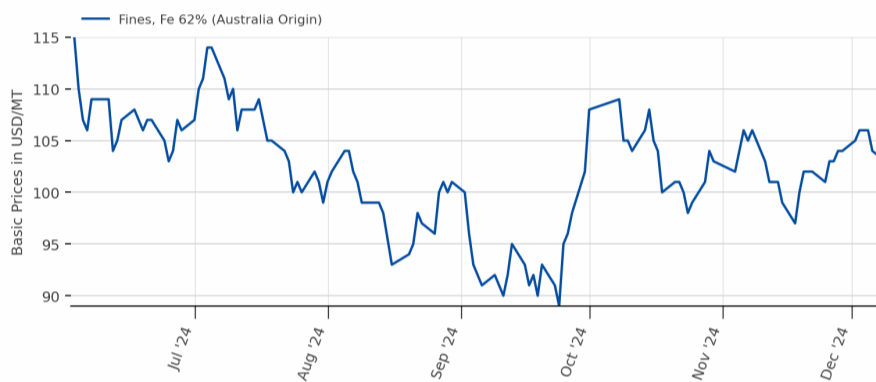
Prices on DMT basis (Daily Assessment) , India- Single Port Loading , FOB prices including demurrage , June to November: Moisture@ 10% , December to May: Moisture@ 8% , Or, actual moisture as per cargo certificate submitted by shipper to be adjusted

Pellets (Global)

Global prices (in USD/MT)							
CNF China	6-20 mm, Fe 63% (India Origin)	-	06 Dec 17.55 IST	\$112.5	-3.5	+ 2	+ 15.5
	6-20 mm, Fe 65% (Brazil Origin)	-	04 Dec 16.39 IST	\$129	+ 4	+ 1	+ 17
FOB India	6-20 mm, Fe 63%	-	06 Dec 17.55 IST	\$101.5	-3	+ 3.25	+ 17
CNF China	5-20mm, Fe 63%	-	05 Dec 12.10 IST	\$8.3	+ 0.4	+ 1	+ 1
	6-20mm	-	05 Dec 12.10 IST	\$17.8	+ 0.1	+ 1.45	+ 1.55

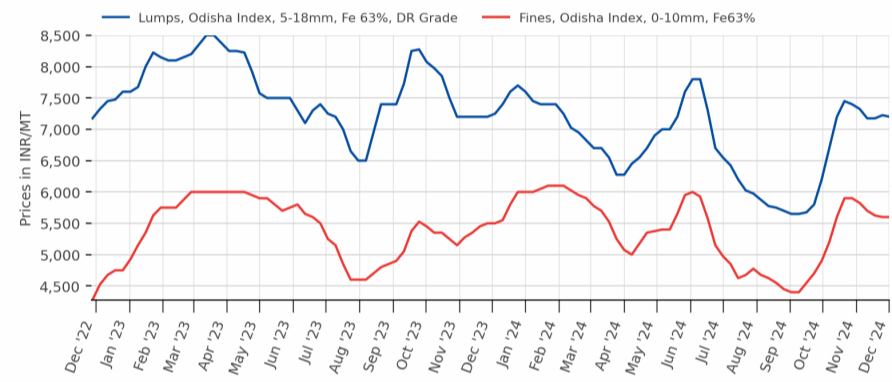
Note:- W-O-W: Week On Week, 1M: Change over last month, 3M: Change over last 3 months

Iron Ore Fines, CNF Rizhao China



Source:BigMint

Odisha Iron Ore Price Index (Lumps & Fines)



Source:BigMint

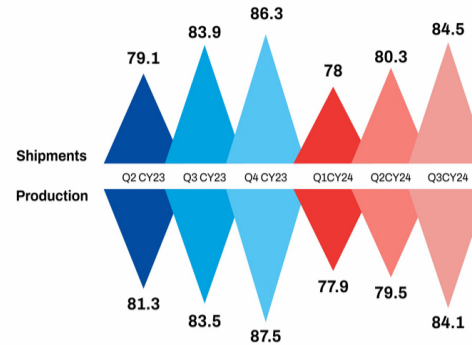


BigMint's daily trade sheet - 9 Dec'24

2024-12-09

[READ MORE](#)

Rio Tinto quarterly result



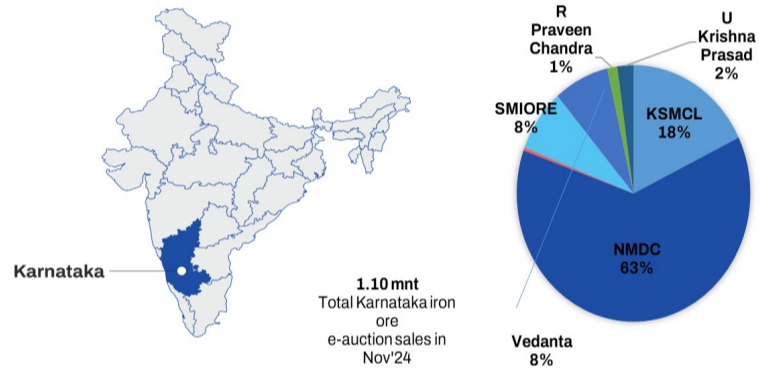
- The company's Pilbara iron ore shipment guidance for CY'24 remained intact at 323-338 mnt.
- At IOC, the iron ore pellet and concentrate production guidance for CY'24 has been reduced to 9.1-9.6 mnt.

Australia: Rio Tinto to ship 323-338 mnt of iron ore from Pilbara in 2025

2024-12-09

[READ MORE](#)

Karnataka Miner-Wise Iron Ore E-auction Sales in Nov'24



India: NMDC Kumaraswamy's iron ore auction fetches decent response

2024-12-09

[READ MORE](#)

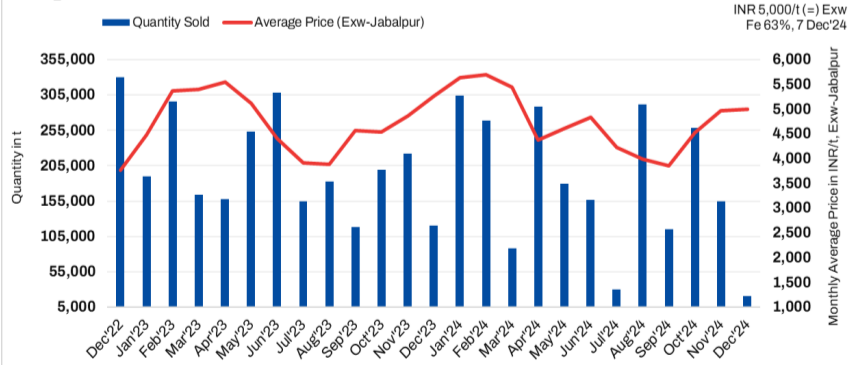


India: NMDC rolls over base prices for its Donimalai auction from Karnataka

2024-12-07

[READ MORE](#)

BigMint Iron Ore Concentrate Index

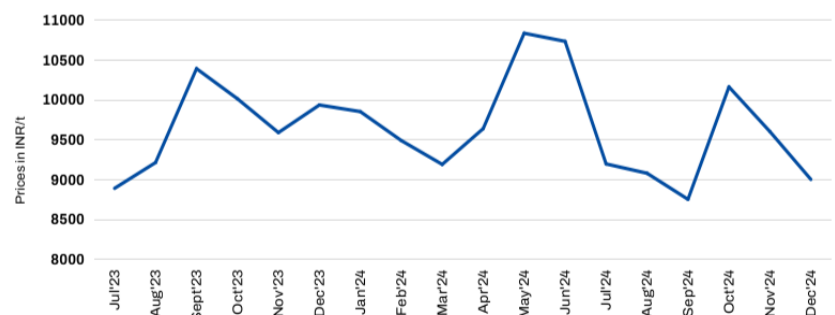


India: Iron ore concentrate prices remain firm in recent deal

2024-12-07

[READ MORE](#)

Raipur pellet (Fe 63%) prices



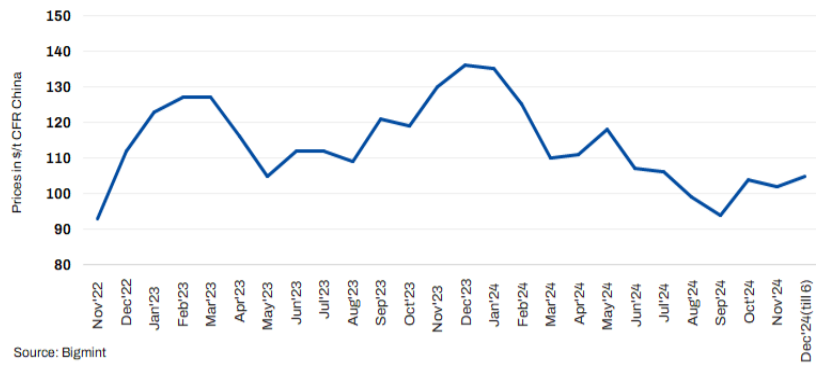
India: Pellet prices in Raipur rise by INR 200-300/t (\$2.5-4/t)

2024-12-07

[READ MORE](#)

Fe 62% Australian iron ore fines

Iron ore fines Fe 62% \$103.40/dmt (0.95)
CFR China 6 Dec'24



Source: BigMint

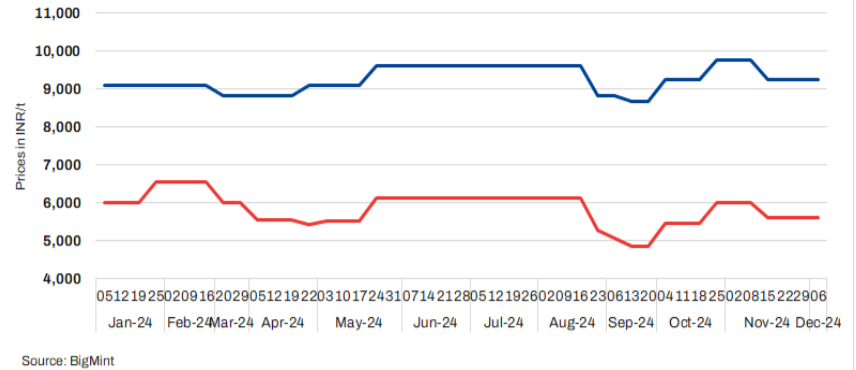
China: Iron ore spot prices drop \$1/t d-o-d amid bearish market sentiments

2024-12-07

[READ MORE](#)

Chandrapur Iron Ore Price

Fines Lumps



Source: BigMint

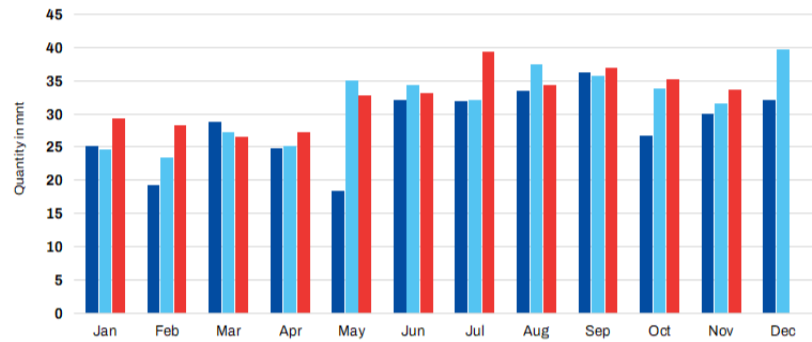
India: Chandrapur's iron ore offers remain unchanged w-o-w in recent deals

2024-12-06

[READ MORE](#)

Brazil Iron Ore Export

CY'22 CY'23 CY'24



Source: BigMint

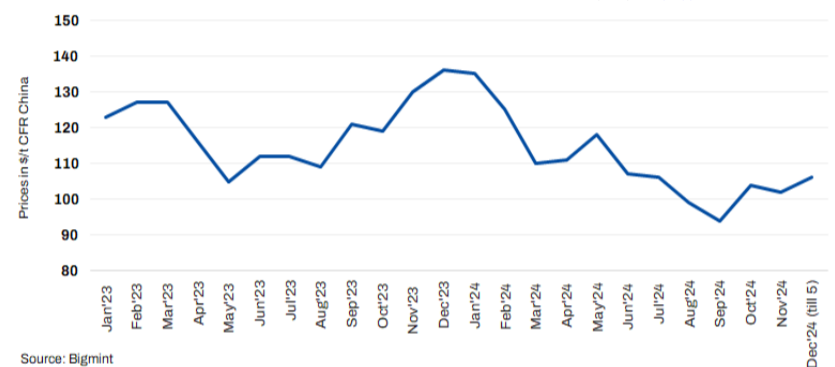
Brazil: Iron ore exports rise by 7% y-o-y in Nov'24

2024-12-06

[READ MORE](#)

Fe 62% Australian iron ore fines

Iron ore fines Fe 62% 104.35/dmt (2.10)
CFR China 5 Dec'24



Source: BigMint

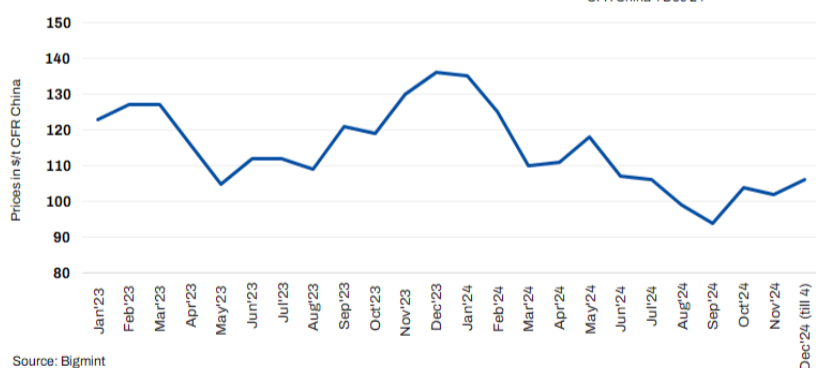
China: Iron ore spot prices fall by \$2/t d-o-d on bearish market sentiments

2024-12-06

[READ MORE](#)

Fe 62% Australian iron ore fines

Iron ore fines Fe 62% 106.45/dmt (0.10)
CFR China 4 Dec'24



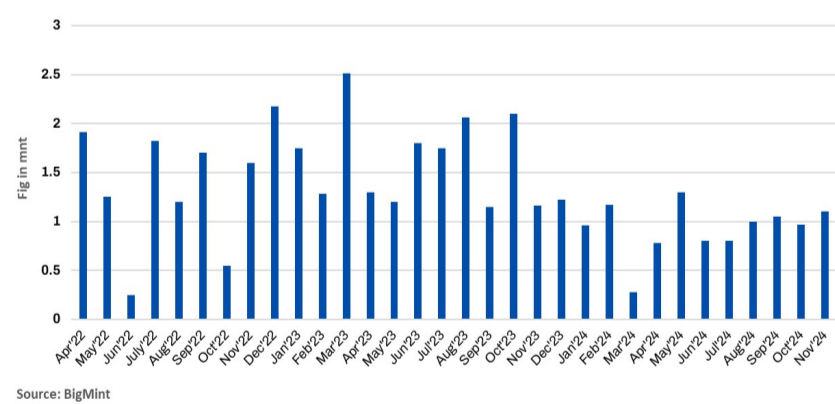
Source: BigMint

China: Iron ore spot prices remain largely stable d-o-d

2024-12-05

[READ MORE](#)

Karnataka Iron Ore E-auction Sales Volume (Apr'22-Nov'24)



Source: BigMint

India: NMDC to auction over 250,000 t of iron ore from Karnataka

2024-12-05

[READ MORE](#)

Coal

Non Coking (India)

Particular/Delivery	Size/Grade	Delivery	As On	Price	Change	1M	3M
Indian prices (in INR/MT)							
Ex-Gangavaram	RB2 (5500 NAR), S.Africa	Ex-Port	09 Dec 17.15 IST	9,400	-100	-100	0
	RB3 (4800 NAR), South Africa	Ex-Port	09 Dec 17.15 IST	7,800	0	+200	+200

Met Coke (India)

Indian prices (in INR/MT)							
Ex-Jajpur	25-90 mm, Blast Furnace-grade	Ex-Yard	04 Dec 17.16 IST	32,700	0	-700	-800
Ex-Gandhidham	25-90 mm, Blast Furnace-grade	Ex-Yard	04 Dec 17.16 IST	29,400	-100	-200	-1,100

Coking (Global)

Global prices (in USD/MT)							
CNF India	0-40mm, HCC 64 Mid Vol, Australia	-	09 Dec 10.34 IST	\$178	-1	-9.5	+7
	0-40mm, Premium HCC, Australia	-	09 Dec 10.34 IST	\$217	0	-4.5	+20.8
	Low Vol PCI, Australia	-	09 Dec 10.34 IST	\$169	0	-7.5	+13
FOB Australia	0-40mm, Low Vol PCI	-	09 Dec 10.36 IST	\$156	0	-5.5	+16
	HCC 64 Mid Vol	-	09 Dec 10.36 IST	\$165	-1	-7.25	+10
	Premium HCC	-	09 Dec 10.36 IST	\$204	0	-2.5	+23.8

Non Coking (Global)

Global prices (in USD/MT)							
CNF India	RB1 (6000 NAR), S.Africa	-	09 Dec 13.36 IST	\$116	0	-2	-2
	RB2 (5500 NAR), S.Africa	-	09 Dec 13.36 IST	\$103	+0.5	-1.2	0
	RB3 (4800 NAR), S.Africa	-	09 Dec 13.36 IST	\$83	0	-1	-1.4
FOB South Africa	RB1 (6000 NAR)	-	09 Dec 13.38 IST	\$101	0	-1	0
	RB2 (5500 NAR)	-	09 Dec 13.38 IST	\$89	+0.5	-0.7	0
	RB3 (4800 NAR)	-	09 Dec 13.38 IST	\$69.5	0	-0.5	+0.1

Met Coke (Global)

Global prices (in USD/MT)							
FOB China	25-90mm, 64% CSR	-	05 Dec 17.39 IST	\$254	-2	-16	+9
CNF India	25-90mm, 64% CSR, China	-	05 Dec 18.04 IST	\$270	0	-9	+11
	64% CSR, Japan origin	-	05 Dec 18.04 IST	\$354	0	0	-1

Note:- W-O-W: Week On Week, 1M: Change over last month, 3M: Change over last 3 months

Scrap & Metallic

Sponge (India)

Region	Particular	Sponge Iron (C-DRI)				Pellet Sponge (P-DRI)			
		Price	Change	W-O-W	1M	Price	Change	W-O-W	1M
Indian prices (in INR/MT) As on 09 Dec 2024									
North India	Mandi Gobindgarh	30,500	0	+ 300	- 1,500	-	-	-	-
East India	Durgapur	26,800	- 100	+ 800	- 2,300	24,700	- 100	+ 900	- 2,100
East India	Rourkela	26,000	0	+ 600	- 2,000	-	-	-	-
Central India	Raigarh	26,150	+ 50	+ 700	- 1,950	24,150	+ 50	+ 700	- 1,950
Central India	Raipur	29,400	- 100	+ 200	- 1,350	24,650	+ 50	+ 400	- 2,000
South India	Bellary	26,700	- 100	+ 600	- 1,300	25,500	- 50	+ 700	- 1,300
Eastern India	Ramgarh	26,650	- 50	+ 650	- 1,850	24,550	- 150	+ 750	- 1,850
East India	Jharsugda	-	-	-	-	23,400	+ 100	+ 500	- 1,900
South India	Chennai	-	-	-	-	26,300	0	+ 100	NA
South India	Hyderabad	-	-	-	-	26,200	0	+ 400	- 1,300

All prices are basic, GST extra.

Pig Iron (India)

Particular/Delivery	Size/Grade	Delivery	As On	Price	Change	1M	3M
Indian prices (in INR/MT)							
DAP-Ludhiana	Steel Grade	DAP	09 Dec 13.20 IST	36,700	- 300	- 2,900	- 1,300
Ex-Bokaro	Steel Grade	Ex-Plant,Bokaro	08 Nov 17.28 IST	35,000	- 2,100	0	- 900
Ex-Burnpur	Steel Grade	Ex-Plant,Burnpur	31 May 16.00 IST	40,500	- 2,500	0	0
Ex-Durgapur	Steel Grade	Ex-Works	09 Dec 13.20 IST	33,500	0	- 3,300	- 2,250
		Ex-Plant,Durgapur	07 Dec 13.42 IST	32,400	- 3,200	- 3,200	- 2,750
Ex-Rourkela	Steel Grade	Ex-Plant,Rourkela	03 Dec 12.52 IST	32,800	- 2,200	- 2,200	- 2,500
Ex-Bhilai	Steel Grade	Ex-Plant,Bhilai	20 Nov 17.27 IST	33,500	- 5,200	- 5,200	- 4,500
DAP-Raigarh	Steel Grade	DAP	09 Dec 13.29 IST	33,000	- 500	- 2,500	- 3,250
DAP-Raipur	Steel Grade	DAP	09 Dec 13.20 IST	33,000	0	- 2,550	- 3,400
DAP-Hyderabad	Steel Grade	DAP	09 Dec 13.20 IST	34,000	- 200	- 3,000	- 3,200
DAP-Delhi	Foundry Grade	DAP	09 Dec 13.14 IST	40,300	+ 100	- 1,700	- 2,400
DAP-Ludhiana	Foundry Grade	DAP	09 Dec 13.14 IST	40,200	- 200	- 1,600	- 2,000
Ex-Durgapur	Foundry Grade	Ex-Works	09 Dec 13.14 IST	38,500	0	- 3,000	- 3,000
Ex-Kharagpur	Foundry Grade	Ex-Works	09 Dec 13.14 IST	38,500	0	- 3,000	- 3,000
DAP-Ahmedabad	Foundry Grade	DAP	09 Dec 13.14 IST	41,500	0	- 3,500	- 3,000
DAP-Kolhapur	Foundry Grade	DAP	09 Dec 13.14 IST	43,800	0	- 1,200	- 1,000
DAP-Coimbatore	Foundry Grade	DAP	09 Dec 13.14 IST	43,800	0	NA	NA

Indian pig iron price assessment frequency has been increased from weekly to daily basis.

Re - Rolling Scrap (India)

Indian prices (in INR/MT)							
Ex-Alang	19-22mm(12 ANE), Ship Breaking	Ex-Yard	09 Dec 10.56 IST	40,000	0	- 1,000	0
	15-18mm(10 ANE), Ship Breaking	Ex-Yard	09 Dec 10.56 IST	40,000	0	- 1,000	0
	1 Inch, Ship Breaking	Ex-Yard	09 Dec 10.56 IST	40,000	0	- 1,000	0
	12-14mm(8 ANE), Ship Breaking	Ex-Yard	09 Dec 10.56 IST	39,500	0	- 1,000	0
	5-10 KG, Ship Breaking	Ex-Yard	09 Dec 10.56 IST	39,200	0	- 800	+ 500
	9-11mm(6 ANE), Ship Breaking	Ex-Yard	09 Dec 10.56 IST	38,200	0	- 800	+ 200
	2-5 KG, Ship Breaking	Ex-Yard	09 Dec 10.56 IST	38,200	0	- 800	+ 500
	6-8mm(4 ANE), Ship Breaking	Ex-Yard	09 Dec 10.56 IST	37,200	0	- 800	+ 200
	1-2 KG, Ship Breaking	Ex-Yard	09 Dec 10.33 IST	35,900	- 400	- 1,300	+ 1,600
	Attachment, Ship Breaking	Ex-Yard	09 Dec 10.33 IST	35,700	- 400	- 1,300	+ 1,500
	HMS(80:20), Ship Breaking	Ex-Yard	09 Dec 10.33 IST	34,200	- 400	- 1,300	+ 1,200

Melting Scrap (India)

Particular/Delivery	Size/Grade	Delivery	As On	Price	Change	1M	3M
Indian prices (in INR/MT)							
Ex-Ludhiana	CR Busheling (Loose)	DAP	09 Dec 17.34 IST	37,700	+ 200	- 400	+ 1,400
	End Cutting	DAP	09 Dec 17.34 IST	36,400	+ 300	- 600	+ 1,100
	CI Scrap, Mixed Size	DAP	09 Dec 17.34 IST	37,400	0	- 1,100	- 400
	Turning Boring Scrap	DAP	09 Dec 17.34 IST	33,000	- 200	- 1,200	+ 1,100
Ex-Mandi	LMS (Light Melting Scrap)	DAP	09 Dec 17.34 IST	32,300	0	- 900	+ 1,900
	CR Busheling (Loose)	DAP	09 Dec 17.34 IST	38,100	+ 200	- 600	+ 1,600
	HMS(80:20)	DAP	09 Dec 17.34 IST	34,200	0	- 800	+ 2,000
	End Cutting	DAP	09 Dec 17.34 IST	36,800	+ 200	- 600	+ 1,300
Ex-Durgapur	HMS(80:20)	DAP	09 Dec 17.34 IST	33,150	- 50	- 1,150	- 250
Ex-Raipur	End Cutting	DAP	09 Dec 17.34 IST	33,800	0	- 2,700	- 1,000
	HMS(80:20)	DAP	09 Dec 17.34 IST	31,800	0	- 2,700	- 1,000
Ex-Ahmedabad	CR Busheling (Bundle)	DAP	09 Dec 17.34 IST	37,500	0	- 1,000	0
	HMS(80:20)	DAP	09 Dec 17.34 IST	32,800	- 300	- 1,400	+ 300
Ex-Alang	HMS(80:20)	Ex-Yard	09 Dec 17.34 IST	34,200	- 400	- 1,300	+ 1,200
Ex-Jalna	HMS(80:20)	DAP	09 Dec 17.34 IST	32,000	- 200	- 1,200	- 400
	CR Busheling (Loose)	DAP	09 Dec 17.34 IST	35,000	- 200	- 1,300	- 400
Ex-Mumbai	HMS(80:20)	DAP	09 Dec 17.34 IST	32,500	0	- 1,000	+ 200
	Turning Boring Scrap	DAP	09 Dec 17.34 IST	30,500	- 200	- 900	- 500
Ex-Chennai	HMS(90:10)	DAP	09 Dec 17.34 IST	33,700	- 300	- 500	- 200
	HMS(80:20)	DAP	09 Dec 17.34 IST	31,500	- 300	- 900	- 400
	CR Busheling (Bundle)	DAP	09 Dec 17.34 IST	35,000	- 200	- 500	- 200
Ex-Coimbatore	CI Scrap, Mixed Size	DAP	09 Dec 17.34 IST	36,400	0	0	- 400
Ex-Hyderabad	HMS(80:20)	DAP	09 Dec 17.34 IST	30,500	0	- 800	- 200
	HMS(90:10)	DAP	09 Dec 17.34 IST	32,000	0	- 800	- 200
Ex-Bhilai	9-13 Meters, 60 KG	Ex-works	23 Sep 19.00 IST	41,000	0	- 2,700	- 150

Mill Scale (India)

Indian prices (in INR/MT)							
Ex Plant, Raipur	Fines, Fe 70/68%	EXW	07 Dec 13.07 IST	7,300	0	- 25	+ 150
Ex-Kandla	Fines, Fe 70/68%	DAP	07 Dec 13.07 IST	6,950	0	- 50	+ 500

Sponge Iron (Global)

Particular/Delivery	Size/Grade	Delivery	As On	Price	Change	1M	3M
Global prices (in USD/MT)							
CNF Bangladesh	FeM 80% (+/-1), 100% lumps	-	05 Dec 17.08 IST	\$356	- 1	- 5	- 9
CNF Nepal	Mix (70% lumps, 30% fines), FeM 80% (+/-1)	-	05 Dec 17.08 IST	\$346	0	- 18	- 1

Melting Scrap (Global)

Global prices (in USD/MT)							
FOB Europe	HMS 80:20 (Bulk)	-	04 Dec 17.02 IST	\$310	- 2	- 22	- 33
FOB USA	HMS 80:20	-	09 Dec 17.03 IST	\$312	- 1	- 23.8	- 31.8
	Shredded	-	09 Dec 17.03 IST	\$332	- 1	- 23.8	- 31.8
CNF Bangladesh	H2 (Bulk, Japan origin)	-	04 Dec 18.43 IST	\$360	- 1	- 10	- 9
	HMS 80:20 (Bulk, US Origin)	-	04 Dec 18.43 IST	\$370	- 2	- 10	- 8
	HMS 80:20 (Containers, Europe Origin)	-	09 Dec 18.36 IST	\$374	+ 4	- 12.6	- 15.6
	Shredded (Containers, UK Origin)	-	09 Dec 18.36 IST	\$385	+ 5	- 14.6	- 15
CNF China	H2	-	09 Dec 11.56 IST	\$349	0	- 1	+ 26
	HMS 80:20 (Bulk)	-	09 Dec 11.56 IST	\$328	0	- 3.6	- 13.2
	Shredded	-	09 Dec 11.56 IST	\$395	0	0	- 2
CNF India	HMS 80:20 (Europe Origin, Containers)	-	09 Dec 18.36 IST	\$361	+ 4	- 9.2	- 4.4
	HMS 80:20 (West Africa Origin, Containers)	-	09 Dec 18.36 IST	\$363	+ 5	- 9.4	- 1.4
	HMS 80:20 (West Africa Origin, Containers)	-	09 Dec 18.36 IST	\$366	+ 3	- 10	- 1.6
	Shredded (Europe Origin, Containers)	-	09 Dec 18.36 IST	\$383	+ 5	- 12.6	- 5.4
	Shredded (US Origin, Containers)	-	09 Dec 18.36 IST	\$380	+ 4	- 12.8	- 4.4
CNF Pakistan	Shredded (Containers, Europe Origin)	-	09 Dec 18.36 IST	\$384	+ 4	- 11.8	- 9.4
CNF Taiwan	HMS 80:20 (US Origin, Containers)	-	04 Dec 11.31 IST	\$300	- 5	- 18	- 22.5
CNF Thailand	HMS 70:30	-	29 Jan 17.41 IST	\$352	+ 2	NA	NA
CNF Turkey	HMS 80:20 (Bulk, US Origin)	-	09 Dec 18.36 IST	\$337	- 1	- 23.6	- 32.33

CNF Vietnam	H2, (Bulk, Japan origin)	-	09 Dec 18.36 IST	\$330	-3	-9	-18
	HMS 80:20 (Bulk, US Origin)	-	09 Dec 18.36 IST	\$358	-2	-6	-2

Pig Iron (Global)

Particular/Delivery	Size/Grade	Delivery	As On	Price	Change	1M	3M
Global prices (in USD/MT)							
FOB Black Sea	Steel Grade	-	07 Dec 14.03 IST	\$318	-7	-22	-52
FOB Brazil	Steel Grade	-	07 Dec 14.03 IST	\$432	0	0	-5
CNF Italy	Steel Grade	-	07 Dec 14.09 IST	\$366	-7	-22	-52

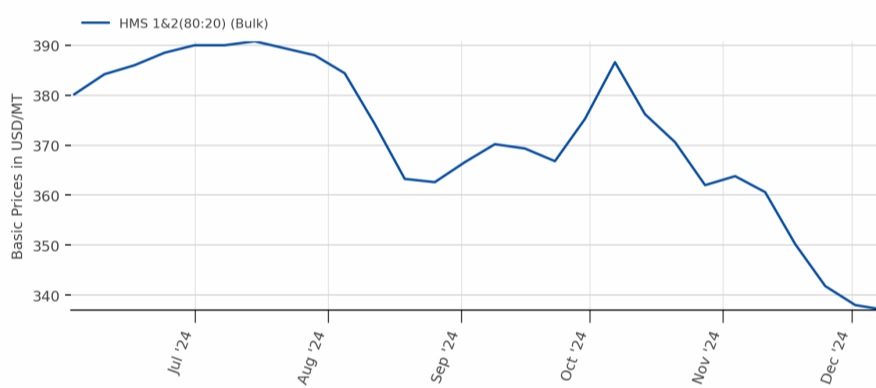
Weekly Assessment,, *Tender Prices in export

Ship Breaking (Global)

Global prices (in USD/MT)							
CNF Bangladesh	Containers	-	03 Dec 12.08 IST	\$500	0	+20	-20
	Tanker	-	03 Dec 12.08 IST	\$490	0	+20	-20
CNF India	Containers	-	03 Dec 12.08 IST	\$490	0	0	-20
	Tanker	-	03 Dec 12.08 IST	\$480	0	0	-20
CNF Pakistan	Containers	-	03 Dec 12.08 IST	\$480	0	+10	-20
	Tanker	-	03 Dec 12.08 IST	\$470	0	+10	-20
CNF Turkey	Containers	-	03 Dec 12.08 IST	\$350	0	0	+20
	Tanker	-	03 Dec 12.08 IST	\$340	0	0	+20

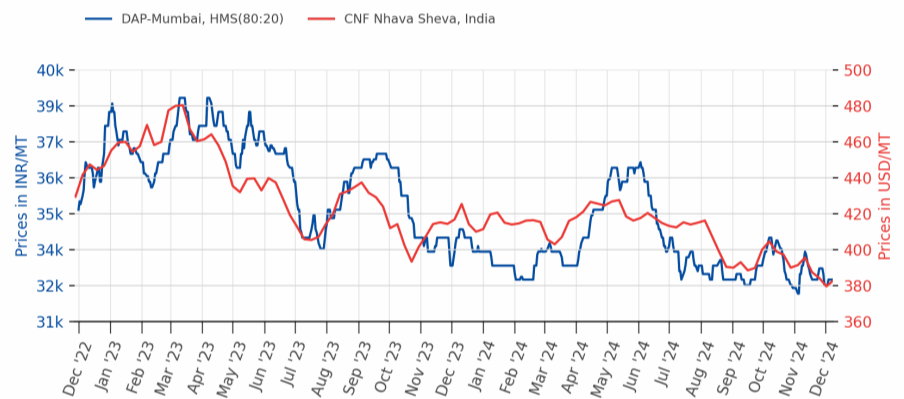
Note:- W-O-W: Week On Week, 1M: Change over last month, 3M: Change over last 3 months

Melting Scrap, CNF Turkey



Source:BigMint

Melting Scrap DAP Mumbai/CNF India



Source:BigMint

South Asia: Imported shredded scrap offers from UK/Europe

— India — Pakistan — Bangladesh — Turkiye HMS(80:20)(US)

Offers in \$/t, CFR

Source: BigMint

South Asia: Imported ferrous scrap market sees limited buying interest amid weak downstream demand

2024-12-09 [READ MORE](#)

Vietnam: Imported bulk scrap prices

— Japanese H2

Prices in \$/t, CFR Vietnam

Source: BigMint

Vietnam: Imported bulk scrap offers drop by up to 3/t w-o-w; buyers inactive due to weak domestic steel market

2024-12-09 [READ MORE](#)

India Sponge iron price & Trade volume

— Bellary (PDR) — Raipur (PDR) — Durgapur (PDR) — Bellary — Raipur — Durgapur — Ramgarh — Ramgarh (PDR)

Quantity in tonnes (t) / Prices in INR/t

Source: BigMint Research

India: Sponge iron prices fluctuate amid limited demand - 9 Dec

2024-12-09 [READ MORE](#)

India: Melting scrap index DAP-Mandi Gobindgarh (End Cutting vs Billet)

— End Cutting Scrap — Billet (100x100 mm) — Spread(RHS)

Price in INR/t

End Cutting - INR 36,800/t (+200) 9 Dec'24

Source: BigMint

India: BigMint's scrap index up INR 200/t amid mixed market trends

2024-12-09 [READ MORE](#)

Bangladesh bulk ferrous scrap imports

■ Japan ■ US ■ Australia ■ Netherlands ■ Others

Quantity in million tonnes (mnt)

Source: BigMint

Bangladesh: Bulk ferrous scrap imports fall over 10% m-o-m in Nov'24

2024-12-09 [READ MORE](#)

India: Domestic mill-scale prices

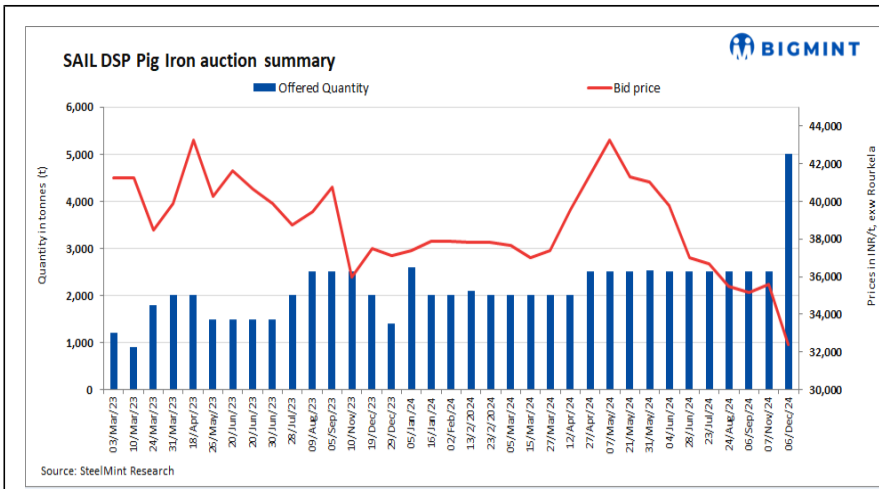
— DAP Kandla — exw-Raipur

Prices in INR/t

Source: BigMint

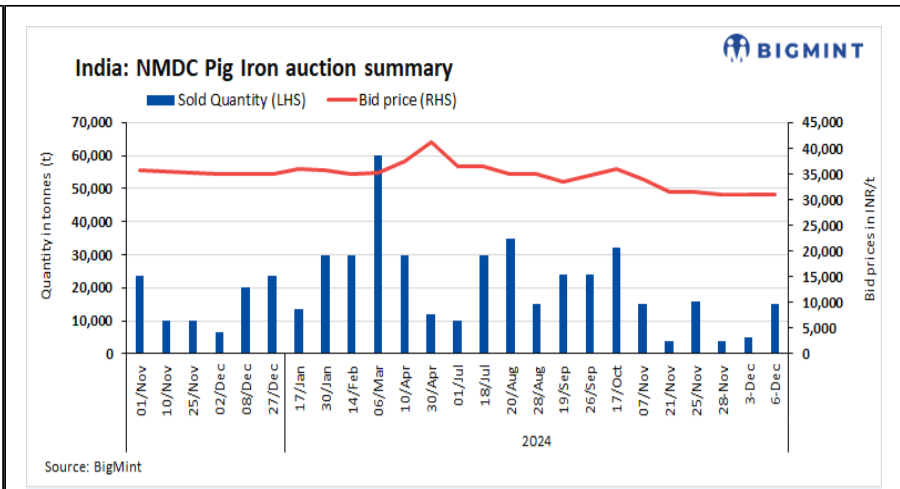
India: Mill scale prices remain stable in key markets

2024-12-07 [READ MORE](#)



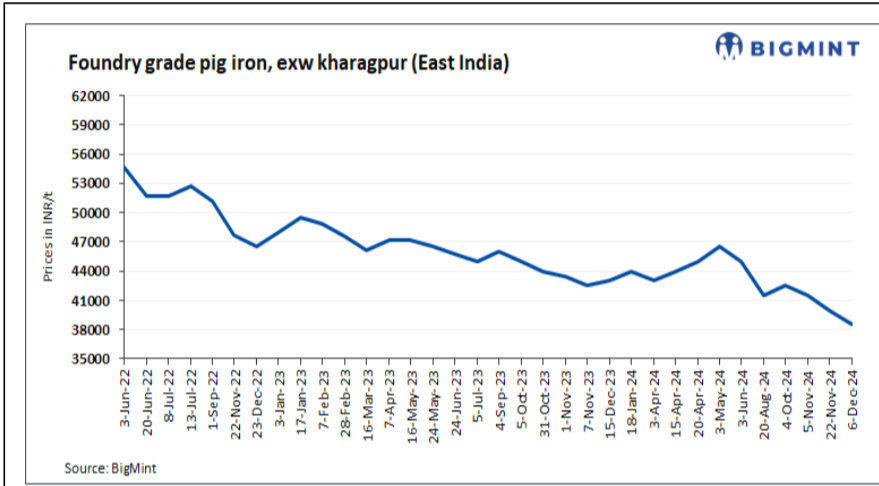
India: Entire quantity receives bids at SAIL-DSP pig iron auction

2024-12-07 [READ MORE](#)



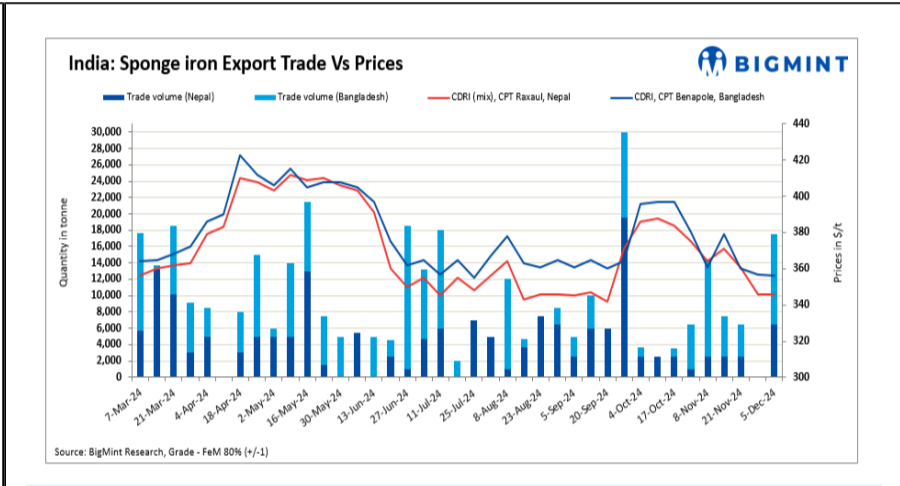
India: NMDC Nagarnar's pig iron auction sees moderate bookings at base price

2024-12-06 [READ MORE](#)



India: Tata Metaliks cuts pig iron prices by INR 1,500/t (\$18/t)

2024-12-06 [READ MORE](#)



India: Export deals for about 17,500-t sponge iron concluded for Nepal, Bangladesh

2024-12-06 [READ MORE](#)

BIGMINT

South Korea: Steel mills scrap purchase price update

South Korea: Major mills reduce scrap procurement prices by up to \$7/t

2024-12-06 [READ MORE](#)

BIGMINT

South Korea: Steel mills scrap purchase price update

South Korea: Major mills reduce scrap procurement prices by up to \$10/t

2024-12-05 [READ MORE](#)

Steel

Ingots/Billet (India)

Region	Particular	INGOT				BILLET			
		Price	Change	W-O-W	1M	Price	Change	W-O-W	1M
Indian prices (in INR/MT)									
As on 09 Dec 2024									
North India	Ghaziabad	40,500	-300	+900	-1,500	-	-	-	-
North India	Ludhiana	42,900	+200	+700	-1,100	-	-	-	-
North India	Mandi Gobindgarh	41,900	+200	+900	-1,100	41,900	+200	+900	-1,100
North India	Muzaffarnagar	40,500	-100	+1,100	-1,600	-	-	-	-
East India	Rourkela	37,000	-250	+600	-1,450	37,600	-150	+700	-1,350
Central India	Raigarh	37,800	+100	+400	-1,500	38,150	+150	+450	-1,600
Central India	Raipur	38,400	-50	+700	-1,300	38,650	-100	+600	-1,450
West India	Ahmedabad	41,000	-500	+500	-1,200	42,200	-400	+700	-600
West India	Jaipur	40,400	+100	+700	-1,100	-	-	-	-
West India	Mumbai	41,300	-100	+700	-1,200	41,800	-100	+700	-1,200
East India	Durgapur	-	-	-	-	38,600	-200	+800	-1,550
East India	Kolkata	-	-	-	-	39,300	-200	+800	-1,550
West India	Bhavnagar	-	-	-	-	41,800	-100	+700	-700
West India	Goa	-	-	-	-	40,500	0	0	-1,000
West India	Jalna	-	-	-	-	40,900	-400	+400	-1,600
South India	Chennai	-	-	-	-	41,800	0	0	-1,700
South India	HINDPUR	-	-	-	-	41,500	+100	+700	-1,200
South India	Hyderabad	-	-	-	-	40,000	0	+700	-1,500
Eastern India	Ramgarh	-	-	-	-	38,550	-250	+800	-1,750

All prices are basic, GST @ 18% extra. Ingot - 3.5" x 4.5", Commercial Grade, Billet - 100*100

Rebar (India)

Particular/Delivery	Size/Grade	Delivery	As On	Price	PRICE @ 18% GST	Change	1M	3M
Indian prices (in INR/MT)								
Exy-Delhi/NCR	12-32mm, BF Route, IS 1786 Fe 550D	Ex-Yard	06 Dec 17.31 IST	53,300	62,900	-500	-2,000	+2,500
	12-32mm, BF Route, IS 1786 Fe 500D	Ex-Yard	06 Dec 17.31 IST	53,300	62,900	-500	-2,000	+2,500
Exy-Durgapur	12-32mm BF Route, IS 1786 Fe 500D	Ex-Yard	06 Dec 17.31 IST	52,400	61,800	-500	-1,900	+3,500
	12-32mm BF Route, IS 1786 Fe 550D	Ex-Yard	06 Dec 17.31 IST	52,400	61,800	-500	-1,900	+3,500
Exy-Ahmedabad	12-32mm BF Route, IS 1786 Fe 500D	Ex-Yard	06 Dec 17.31 IST	53,400	63,000	-800	-1,900	+2,900
	12-32mm BF Route, IS 1786 Fe 550D	Ex-Yard	06 Dec 17.31 IST	53,400	63,000	-800	-1,900	+2,900
Exy-Mumbai	12-32mm, BF Route, IS 1786 Fe 500D	Ex-Yard	06 Dec 17.31 IST	53,800	63,500	-200	-1,200	+3,200
	12-32mm, BF Route, IS 1786 Fe 550D	Ex-Yard	06 Dec 17.31 IST	53,800	63,500	-200	-1,200	+3,200
Exy-Bangalore	12-32mm, BF Route, IS 1786 Fe 550D	Ex-Yard	06 Dec 17.31 IST	53,800	63,500	-500	-1,500	+2,400
	12-32mm, BF Route, IS 1786 Fe 500D	Ex-Yard	06 Dec 17.31 IST	53,800	63,500	-500	-1,500	+2,400
Exy-Chennai	12-32mm, BF Route, IS 1786 Fe 500D	Ex-Yard	06 Dec 17.31 IST	53,900	63,600	-500	-1,100	+2,400
	12-32mm, BF Route, IS 1786 Fe 550D	Ex-Yard	06 Dec 17.31 IST	53,900	63,600	-500	-1,100	+2,400
Exy-Hyderabad	12-32mm, BF Route, IS 1786 Fe 500D	Ex-Yard	06 Dec 17.31 IST	53,200	62,800	-300	-1,400	+3,200
	12-32mm, BF Route, IS 1786 Fe 550D	Ex-Yard	06 Dec 17.31 IST	53,200	62,800	-300	-1,400	+3,200
Indian prices (in INR/MT)								
Ex-Delhi/NCR	12-25mm, IF Route, Fe 500, IS 1786	Ex-Works	09 Dec 13.28 IST	45,600	53,800	+100	-1,800	+2,000
Ex-Jaipur	12-25mm IF route, Fe 500, IS 1786	Ex-Works	09 Dec 13.28 IST	44,400	52,400	+200	-1,200	+1,500
Ex-Mandi Gobindgarh	12-25mm, IF Route, Fe 500, IS 1786	Ex-Works	09 Dec 17.50 IST	46,500	54,900	-200	-1,100	+1,000
Ex-Muzaffarnagar	12-25mm, IF Route, Fe 500, IS 1786	Ex-Works	09 Dec 17.50 IST	44,500	52,500	-100	-1,500	+2,000
Ex-Durgapur	12-25mm, IF Route, Fe 500D, IS 1786	Ex-Works	09 Dec 17.50 IST	43,500	51,300	-300	-1,800	+1,600
	12-25mm, IF Route, Fe 500, IS 1786	Ex-Works	09 Dec 17.50 IST	41,400	48,900	-300	-1,800	+1,600
Ex-Rourkela	12-25mm, IF Route, Fe 500, IS 1786	Ex-Works	09 Dec 13.28 IST	41,800	49,300	0	-1,200	+1,300
	12-25mm, IF Route, Fe 500D, IS 1786	Ex-Works	09 Dec 13.28 IST	45,500	53,700	0	-3,000	-1,000
Ex-Raigarh	12-25mm, IF Route, Fe 500, IS 1786	Ex-Works	09 Dec 17.50 IST	41,500	49,000	-300	-1,500	+1,200
Ex-Raipur	12-25mm, IF Route, Fe 500, IS 1786	Ex-Works	09 Dec 17.50 IST	42,000	49,600	-200	-1,800	+1,300
	12-25mm, IF Route, Fe 500D, IS 1786	Ex-Works	09 Dec 13.28 IST	45,700	53,900	0	-1,300	+1,900
Ex-Ahmedabad	12-25mm, IF Route, Fe 500, IS 1786	FOR	09 Dec 17.50 IST	46,500	54,900	-200	-200	+2,300

Ex-Goa	12-25mm, IF Route, Fe 500, IS 1786	Ex-Works	09 Dec 13.28 IST	47,100	55,600	0	-900	+1,200
Ex-Jalna	12-25mm, IF Route, Fe 500, IS 1786	Ex-Works	09 Dec 17.50 IST	46,900	55,300	-200	-500	+2,300
Ex-Mumbai	12-25mm, IF Route, Fe 500, IS 1786	Ex-Works	09 Dec 13.28 IST	46,500	54,900	0	-1,500	+1,200
Ex-Bangalore	12-25mm, IF Route, Fe 550D, IS 1786	Ex-Works	09 Dec 13.28 IST	49,600	58,500	0	-1,300	+500
	12-25mm, IF Route, Fe 550, IS 1786	Ex-Works	09 Dec 13.28 IST	46,800	55,200	+200	-1,400	+800
Ex-Chennai	12-25mm, IF Route, Fe 500, IS 1786	Ex-Works	09 Dec 13.28 IST	46,000	54,300	0	-1,500	0
Ex-Hyderabad	12-25mm, IF Route, Fe 500, IS 1786	Ex-Works	09 Dec 13.28 IST	44,000	51,900	0	-1,500	+1,500
Ex-Patna	12-25mm IF route, Fe 500, IS 1786	Ex-Works	09 Dec 13.28 IST	40,700	48,000	0	-1,800	-1,600

Structure (Medium & Small Scale Producers) (India)

Region/Zone	Particular	40 ANGLE	Change	1M	75 CHANNEL	Change	1M	200 BEAM	Change	1M
Indian prices (in INR/MT)										
North India	Ghaziabad	-	-	-	-	-	-	48,500	0	-1,500
East India	Durgapur	43,700	-500	-1,500	43,700	-500	-1,500	44,750	-200	-1,200
Central India	Raipur	-	-	-	44,100	+100	-1,200	-	-	-
West India	Ahmedabad	46,400	0	-1,100	46,400	0	-1,100	-	-	-
West India	Mumbai	48,200	-500	-2,500	49,000	-500	-2,500	-	-	-
South India	Hyderabad	46,700	0	-1,000	46,300	0	-1,000	-	-	-

Indian Structure price assessment frequency has been increased from weekly to daily basis, All prices are basic, Commercial Grade, Basic Price GST @ 18% extra

Wire Rod (India)

Particular	Size/Grade	Raipur	Change	W-O-W	Durgapur	Change	W-O-W
Indian prices (in INR/MT)							
SWRY 14 LC Gr 3, Induction route	5.5 mm	42,500	-200	+1,000	41,400	-200	+1,200
HB Wire, Induction route	12 Gauge	44,800	-200	+1,000	43,900	-200	+1,200
GI Wire, Induction route	12 Gauge	49,300	-200	+600	51,400	-200	+1,200
Binding Wire, Induction route	20 Gauge	51,300	-100	+1,000	50,200	-200	+1,200
Barbed Wire, Induction route	12*12 Gauge	51,300	-300	+600	54,400	-200	+1,200

Daily Assessment, Commercial Grade, Basic Price GST @ 18% extra

HRC (India)

Particular/Delivery	Size/Grade	Delivery	As On	Price	Change	1M	3M
Indian prices (in INR/MT)							
Delhi	2.5-8mm / CTL, IS2062, Gr E250 Br.	Ex-stockyard	06 Dec 19.18 IST	47,300	-100	-750	-850
	2.5-8mm / CTL, IS2062, Gr E350 Br.	Ex-stockyard	06 Dec 19.18 IST	50,500	0	-1,300	-1,100
Faridabad	1.8mm / CTL, IS2062, Gr E250 Br.	Ex-stockyard	06 Dec 19.18 IST	49,000	0	-1,300	-1,100
	2.5-8mm / CTL, IS2062, Gr E250 Br.	Ex-stockyard	06 Dec 19.18 IST	47,500	0	-1,300	-1,050
Ludhiana	2.5-8mm / CTL, IS2062, Gr E250 Br.	Ex-stockyard	06 Dec 19.18 IST	47,000	+300	-1,600	-1,750
Kolkata	2.5-8mm / CTL, IS2062, Gr E250 Br.	Ex-stockyard	06 Dec 19.18 IST	45,100	-600	-1,350	-1,300
Ahmedabad	2.5-8mm / CTL, IS2062, Gr E250 Br.	Ex-stockyard	06 Dec 19.18 IST	48,000	-500	-1,350	-1,850
	2.5-8mm / CTL, IS2062, Gr E350 Br.	Ex-stockyard	06 Dec 19.18 IST	50,300	-100	-950	-1,200
Mumbai	1.8mm / CTL, IS2062, Gr E250 Br.	Ex-stockyard	06 Dec 19.18 IST	48,800	-100	-950	-1,200
	2.5-8mm / CTL, IS2062, Gr E250 Br.	Ex-stockyard	06 Dec 19.18 IST	47,300	-100	-950	-1,200
Bangalore	2.5-8mm / CTL, IS2062, Gr E250 Br.	Ex-stockyard	06 Dec 19.18 IST	51,000	0	-500	-350
Chennai	1.8mm / CTL, IS2062, Gr E250 Br.	Ex-stockyard	06 Dec 19.18 IST	50,500	0	-1,450	-1,200
	2.5-8mm / CTL, IS2062, Gr E250 Br.	Ex-stockyard	06 Dec 19.18 IST	49,000	0	-1,300	-800
Hyderabad	2.5-8mm / CTL, IS2062, Gr E250 Br.	Ex-stockyard	06 Dec 19.18 IST	47,800	0	-650	-1,350

Weekly Assessment, Commercial Grade, *Basic Price GST @ 18% extra.,

CRC (India)

Particular/Delivery	Size/Grade	Delivery	As On	Price	Change	1M	3M
Indian prices (in INR/MT)							
Delhi	0.90mm / CTL, IS 513, CR1	Ex-stockyard	06 Dec 19.31 IST	54,800	0	-1,700	-1,850
Faridabad	0.5mm / CTL, IS 513, CR1	Ex-stockyard	06 Dec 19.31 IST	55,300	0	-2,200	-2,900
	0.90mm / CTL, IS 513, CR1	Ex-stockyard	06 Dec 19.31 IST	53,800	0	-2,200	-2,900
Ludhiana	0.90mm / CTL, IS 513, CR1	Ex-stockyard	06 Dec 19.31 IST	53,900	+400	-1,900	-1,900
Kolkata	0.90mm / CTL, IS 513, CR1	Ex-stockyard	06 Dec 19.31 IST	51,300	-700	-2,200	-1,500
Ahmedabad	0.90mm / CTL, IS 513, CR1	Ex-stockyard	06 Dec 19.31 IST	55,700	-300	-1,400	-1,150

Mumbai	0.90mm / CTL, IS 513, CR1	Ex-stockyard	06 Dec 19.31 IST	53,700	-400	-2,300	-2,350
	0.5mm / CTL, IS 513, CR1	Ex-stockyard	06 Dec 19.31 IST	55,100	-200	-2,400	-2,500
Bangalore	0.9mm / CTL, IS 513, CR1	Ex-stockyard	06 Dec 19.31 IST	57,500	0	-1,000	-2,100
Chennai	0.5mm / CTL, IS 513, CR1	Ex-stockyard	06 Dec 19.31 IST	60,100	0	-400	-1,900
	0.90mm / CTL, IS 513, CR1	Ex-stockyard	06 Dec 19.31 IST	58,500	0	-500	-2,000
Hyderabad	0.90mm / CTL, IS 513, CR1	Ex-stockyard	06 Dec 19.31 IST	55,500	0	-1,250	-2,400

Weekly Assessment, Commercial Grade, *Basic Price GST @ 18% extra.,

HR Plate (India)

Particular/Delivery	Size/Grade	Delivery	As On	Price	Change	1M	3M
Indian prices (in INR/MT)							
Delhi	60-100mm, Gr E350 Br.	Ex-stockyard	04 Dec 19.29 IST	59,400	0	-1,900	-900
	5-10mm, Gr E350 Br.	Ex-stockyard	04 Dec 19.29 IST	51,500	0	-1,000	-1,500
	20-40mm, Gr E350 Br.	Ex-stockyard	04 Dec 19.29 IST	55,400	0	-1,900	-1,500
	60-100mm, Gr E250 Br.	Ex-stockyard	04 Dec 19.29 IST	56,000	+100	-1,800	-800
	5-10mm, Gr E250 Br.	Ex-stockyard	04 Dec 19.29 IST	48,000	0	-1,000	-1,500
	20-40mm, Gr E250 Br.	Ex-stockyard	04 Dec 19.29 IST	52,100	0	-1,800	-1,300
Mumbai	20-40mm, Gr E350 Br.	Ex-stockyard	04 Dec 19.29 IST	54,500	-600	-2,400	-2,400
	60-100mm, Gr E250 Br.	Ex-stockyard	04 Dec 19.29 IST	54,900	-800	-2,500	-2,500
	5-10mm, Gr E250 Br.	Ex-stockyard	04 Dec 19.29 IST	48,200	-300	-800	-2,300
	20-40mm, Gr E250 Br.	Ex-stockyard	04 Dec 19.29 IST	51,000	-800	-2,300	-2,500
	60-100mm, Gr E350 Br.	Ex-stockyard	04 Dec 19.29 IST	58,600	-500	-1,900	-2,300
	5-10mm, Gr E350 Br.	Ex-stockyard	04 Dec 19.29 IST	51,700	-300	-800	-2,300

Weekly Assessment, Commercial Grade, Basic Price GST @ 18% extra

GP (India)

Indian prices (in INR/MT)							
Delhi	0.7mm / CTL, 80 GSM, IS277	Ex-stockyard	05 Dec 18.07 IST	57,600	-200	+1,100	-200
	0.7mm / CTL, 120 GSM, IS277	Ex-stockyard	05 Dec 18.07 IST	58,600	-200	+1,100	+100
	0.6mm / CTL, 120 GSM, IS277	Ex-stockyard	05 Dec 18.07 IST	60,100	-200	+1,100	+300
Mumbai	0.8mm / CTL, 80 GSM, IS277	Ex-stockyard	05 Dec 18.07 IST	56,800	-100	0	-1,500
	0.8mm / CTL, 120 GSM, IS277	Ex-stockyard	05 Dec 18.07 IST	57,800	-100	0	-1,500
	0.6mm / CTL, 120 GSM, IS277	Ex-stockyard	05 Dec 18.07 IST	59,300	-200	0	-1,500
Chennai	0.8-1.6mm / CTL, 80 GSM, IS277	Ex-stockyard	05 Dec 18.07 IST	58,400	-600	-800	-2,100
	0.8-1.6mm / CTL, 120gsm, IS277	Ex-stockyard	05 Dec 18.07 IST	60,900	-600	-800	-1,600
	0.6mm / CTL, 120 GSM, IS277	Ex-stockyard	05 Dec 18.07 IST	62,400	-600	-800	-1,600
Hyderabad	0.8mm / CTL, 80 GSM, IS277	Ex-stockyard	05 Dec 18.07 IST	57,700	-1,000	-1,800	-1,100
	0.8mm / CTL, 120 GSM, IS277	Ex-stockyard	05 Dec 18.07 IST	61,200	-1,000	-800	-100
	0.6mm / CTL, 120 GSM, IS277	Ex-stockyard	05 Dec 18.07 IST	62,700	-1,000	-800	-100

PPGI (India)

Particular/Delivery	Size/Grade	Delivery	As On	Price	Change	1M	3M
Indian prices (in INR/MT)							
Delhi	0.5mm / CTL, 90 GSM, IS14246	Ex-stockyard	05 Dec 18.08 IST	68,200	-300	+1,100	+200
Mumbai	0.5mm / CTL, 90 GSM, IS14246	Ex-stockyard	05 Dec 18.08 IST	66,800	-300	-300	-1,000

MS Pipes (India)

Indian prices (in INR/MT)							
Ex-Raipur	41-60 OD (Patra Based)	Ex-works	09 Dec 16.10 IST	41,200	0	-1,600	+1,000
Ex-Mandi Gobindgarh	41-60 OD (Patra Based)	Ex-works	09 Dec 16.10 IST	44,200	+200	-1,300	+2,000
Exy-Delhi	2.2-6mm, IS 1239,IS 1161 (HR Coil Based)	Ex-Yard	04 Dec 17.47 IST	52,500	-500	+500	0
Exy-Raipur	2.2-6mm, IS 1239,IS 1161 (HR Coil Based)	Ex-Yard	04 Dec 17.47 IST	51,500	-500	0	+500
Exy-Mumbai	2.2-6mm, IS 1239,IS 1161 (HR Coil Based)	Ex-Yard	04 Dec 17.47 IST	51,500	-500	0	+500
Exy-Pune	2.2-6mm, IS 1239,IS 1161 (HR Coil Based)	Ex-Yard	04 Dec 17.47 IST	51,500	-500	0	+500
Exy-Bangalore	2.2-6mm, IS 1239,IS 1161 (HR Coil Based)	Ex-Yard	04 Dec 17.47 IST	52,500	-500	+500	0
Exy-Hyderabad	2.2-6mm, IS 1239,IS 1161 (HR Coil Based)	Ex-Yard	04 Dec 17.47 IST	52,500	-500	+500	+500

Billet (Global)

Particular/Delivery	Size/Grade	Delivery	As On	Price	Change	1M	3M
Global prices (in USD/MT)							
FOB India	150*150, 3SP/4SP	-	06 Dec 18.21 IST	\$460	-10	-10	-10
FOB Iran	130*130, 3SP	-	06 Dec 18.21 IST	\$458	0	-4.5	-7
FOB Russia	130*130, 3SP	-	06 Dec 18.21 IST	\$450	0	-20	-10
CNF Nepal	100*100, IS 2831 (IF Grade)	-	06 Dec 18.18 IST	\$486	+9	-7	+9

CNF Philippines	150*150, 3SP	-	06 Dec 18.18 IST	\$470	+ 5	- 26	+ 12.5
CNF Turkey	120*120	-	06 Dec 18.18 IST	\$470	- 10	- 22	- 5

Weekly Assessment

Rebar (Global)

Particular/Delivery	Size/Grade	Delivery	As On	Price	Change	1M	3M
Global prices (in USD/MT)							
FOB Turkey	12-32mm, Commercial	-	06 Dec 12.41 IST	\$573	- 2	- 22	- 12

Wire Rod (Global)

Particular/Delivery	Size/Grade	Delivery	As On	Price	Change	1M	3M
Global prices (in USD/MT)							
CNF Nepal	5.5-6.0mm, Commercial Grade	-	07 Dec 13.05 IST	\$515	- 10	- 20	0
	6-8 mm, ASTM A510 SAE 1008	-	07 Dec 13.05 IST	\$610	- 20	NA	+ 30

HRC (Global)

Particular/Delivery	Size/Grade	Delivery	As On	Price	Change	1M	3M
Global prices (in USD/MT)							
CNF Bangladesh	2mm, SAE 1006 (China origin)	-	03 Dec 18.57 IST	\$540	+ 5	- 25	+ 35
CNF Dubai	2mm, SAE1006 (India origin), SAE1006	-	03 Dec 18.57 IST	\$555	- 5	- 5	NA
CNF Europe	3-4mm, S235JR	-	03 Dec 18.57 IST	\$510	+ 5	- 20	+ 5
	3mm+, S275	-	03 Dec 18.57 IST	\$590	0	0	- 13
CNF India	2-12 mm, SS400 (China Origin)	-	03 Dec 18.57 IST	\$520	+ 5	- 20	+ 40
	3mm, SS400 (South Korea Origin)	-	03 Dec 18.57 IST	\$540	+ 5	NA	NA
CNF Nepal	2mm, SAE1006 (India origin), SAE1006	-	03 Dec 18.57 IST	\$540	- 5	- 5	- 4
CNF Pakistan	2mm, SS400 (China origin), SS400	-	03 Dec 18.57 IST	\$508	+ 3	- 17	+ 36
	2mm, SS400 (Japan origin), SS400	-	05 Nov 18.28 IST	\$545	+ 25	0	NA
CNF UAE	2mm, SAE1006 (China Origin)	-	03 Dec 18.57 IST	\$525	0	- 10	+ 35
CNF Vietnam	2 mm, SAE 1006 (Formosa, skin pass)	-	12 Nov 15.23 IST	\$541	- 9	NA	NA
	2-20mm, SAE 1006 (India Origin)	-	09 Apr 18.25 IST	\$567	0	NA	NA
	2-3mm, SAE 1006 (China Origin)	-	03 Dec 18.57 IST	\$510	- 5	- 20	+ 40
	Thickness - 2-6 mm, Width - 1.1-1.3m	-	03 Dec 16.01 IST	\$525	- 12	NA	NA
FOB Black Sea	3mm, SAE1006	-	03 Dec 18.35 IST	\$495	- 10	- 15	+ 25
FOB China	3-12mm, SS400	-	03 Dec 18.35 IST	\$490	+ 5	- 20	+ 40
FOB India	2.5 mm, SAE1006	-	05 Nov 18.31 IST	\$535	0	0	NA
FOB Japan	2mm, SS400	-	26 Nov 18.42 IST	\$510	0	0	+ 10
FOB South Korea	1.6-2.5mm, SAE 1006	-	03 Dec 18.35 IST	\$505	+ 3	NA	NA

CRC (Global)

Particular/Delivery	Size/Grade	Delivery	As On	Price	Change	1M	3M
Global prices (in USD/MT)							
FOB China	0.90mm, SPCC	-	04 Dec 18.06 IST	\$555	0	- 10	+ 35
FOB India	0.9 mm, IS 513 Gr.O	-	04 Dec 18.06 IST	\$630	- 2	- 25	- 15
FOB Russia	0.90mm, SPCC	-	04 Dec 18.06 IST	\$615	0	+ 5	+ 45

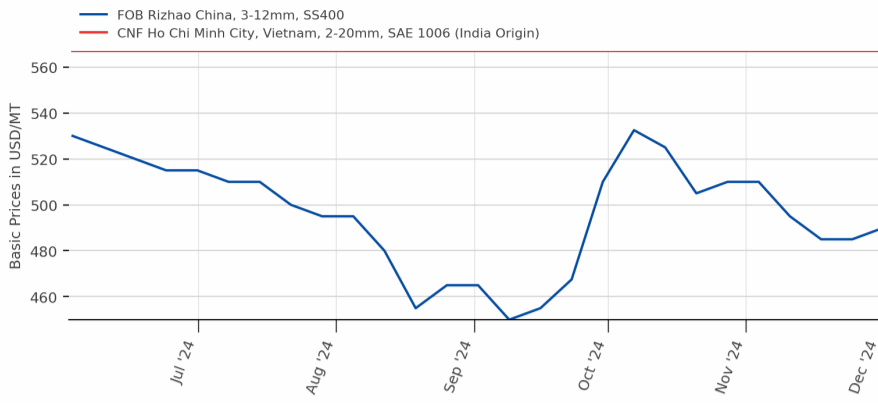
HR Plate (Global)

Particular/Delivery	Size/Grade	Delivery	As On	Price	Change	1M	3M
Global prices (in USD/MT)							
FOB China	5-10mm, SS 400	-	04 Dec 18.19 IST	\$515	+ 5	0	+ 45

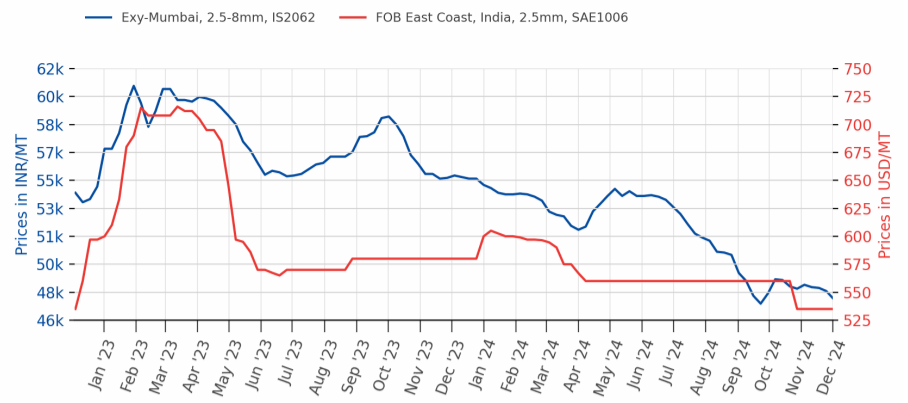
GP (Global)

Particular/Delivery	Size/Grade	Delivery	As On	Price	Change	1M	3M
Global prices (in USD/MT)							
FOB China	DX51D+z80, Width 1,000-1,500 mm, thickness 0.5-2mm	-	05 Dec 18.06 IST	\$595	0	- 5	+ 15
FOB India	Width 900-1250mm, thickness 0.50mm, DX51D+z80, BS EN 10142:2000	-	05 Dec 18.06 IST	\$740	+ 5	- 10	+ 5

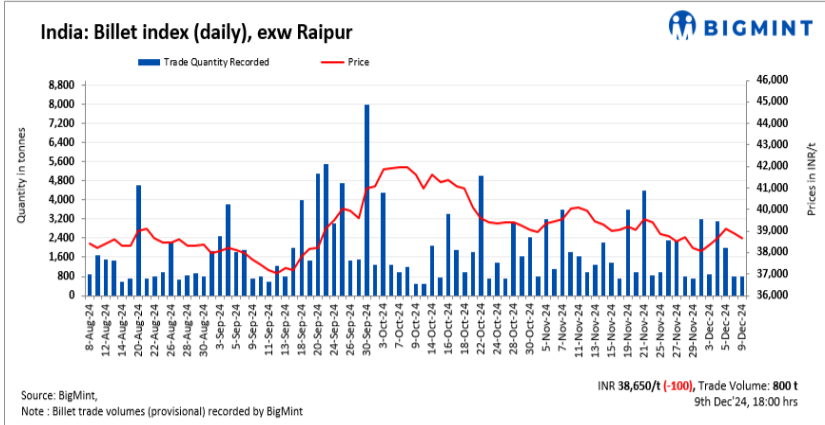
Note:- W-O-W: Week On Week, 1M: Change over last month, 3M: Change over last 3 months



Source:BigMint



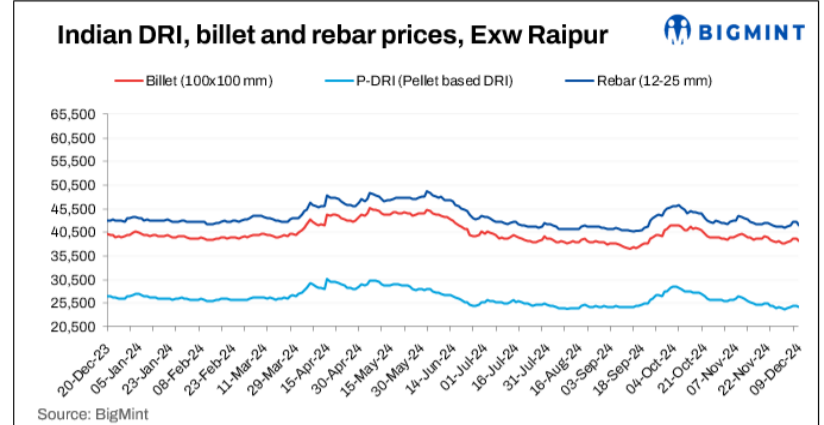
Source:BigMint



India: BigMint's billet index drops marginally by INR 100/t d-o-d - 9 Dec

2024-12-09


READ MORE



Indian DRI, billet, rebar update - 9 Dec

2024-12-09

READ MORE



India's brand-wise rebar offers from BF and IF route mills - 9 Dec

2024-12-09

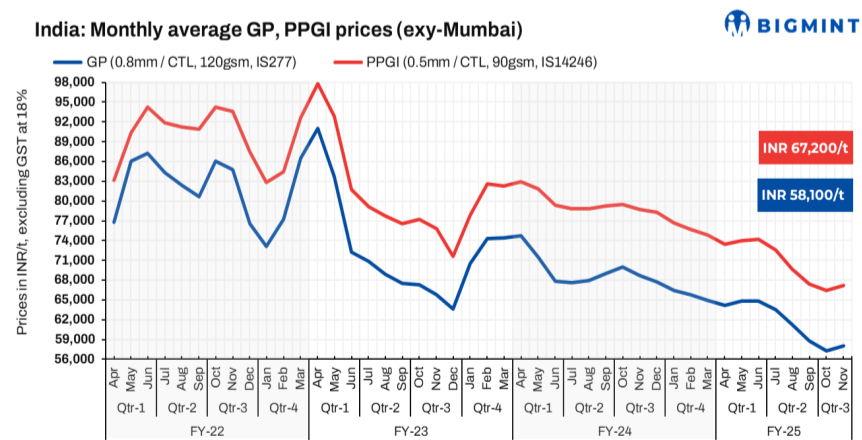
READ MORE



China: BF mills' production falls to 2-month low

2024-12-09

READ MORE



Indian mills roll-over coated flat steel list prices for Dec'24 sales

2024-12-09

READ MORE

India steel indices table

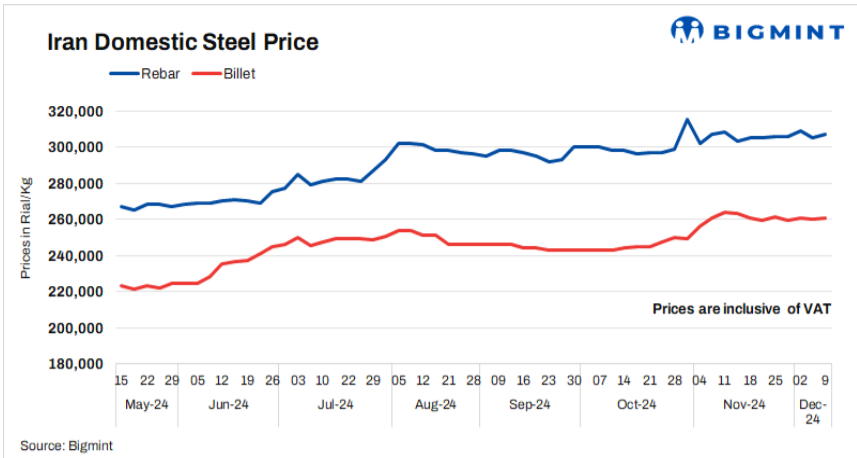
Indices as on Friday	6-Dec-24	29-Nov-24	22-Nov-24	15-Nov-24	8-Nov-24
India Rebar Index	130.5 (+0.8%)	129.5 (-1.3%)	131.2 (-0.9%)	132.3 (-0.4%)	132.8 (+0.8%)
India Wire Rod Index	146.6 (-0.5%)	147.3 (-1.4%)	149.3 (+0.2%)	149.1 (-0.2%)	149.4 (+0.9%)
India Structure Steel Index	134.8 (+0.4%)	134.2 (-1.1%)	135.7 (+0.2%)	135.4 (-0.3%)	135.8 (+0.6%)
India Steel Long Composite Index	134.0 (+0.5%)	133.3 (-2.0%)	136.1 (-0.4%)	136.7 (-1.0%)	138.0 (+1.5%)
India HRC Index	127.0 (-0.5%)	127.6 (-0.6%)	128.7 (-0.3%)	129.2 (-0.4%)	129.7 (+0.3%)
India CRC Index	128.3 (-0.6%)	129.1 (-0.6%)	129.6 (-0.3%)	131.5 (-0.4%)	131.9 (+0.3%)
India GP Index	123.0 (-0.8%)	124.0 (-0.4%)	124.3 (-1.5%)	124.1 (-0.3%)	122.6 (+0.2%)
India HR Plate Index	128.5 (-0.8%)	128.9 (-0.2%)	130.9 (+0.2%)	130.9 (+1.2%)	131.0 (+0.6%)
India Flat Steel Composite Index	125.4 (-0.3%)	126.1 (-1.5%)	128.3 (+)	128.9 (-0.1%)	129.0 (-0.1%)
India Steel Composite Index	130.1 (-0.5%)	130.1 (-1.7%)	132.3 (-0.8%)	132.9 (-0.1%)	133.6 (+0.3%)
					133.8 (+0.9%)

Index Base Year: 03 Jan'20 | Index Base Value: 100 | changes indicated in are on w-o-w basis | Source: BigMint

India steel index stable w-o-w; thin trade in flats evens out improvement in longs

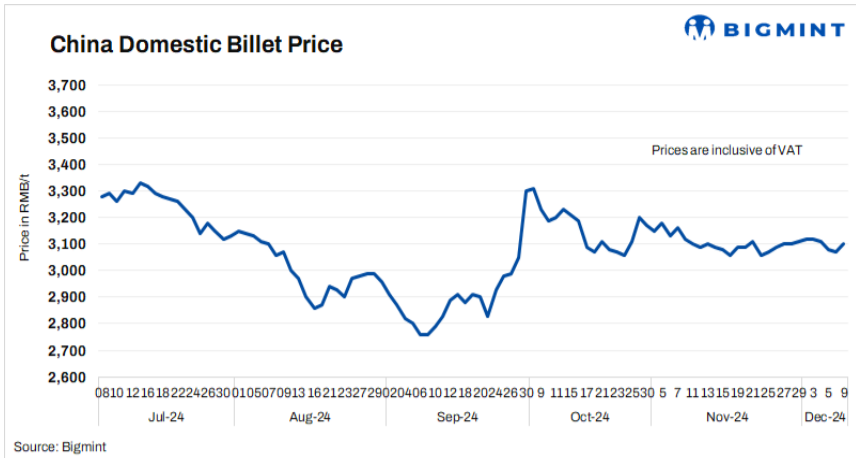
2024-12-09

READ MORE



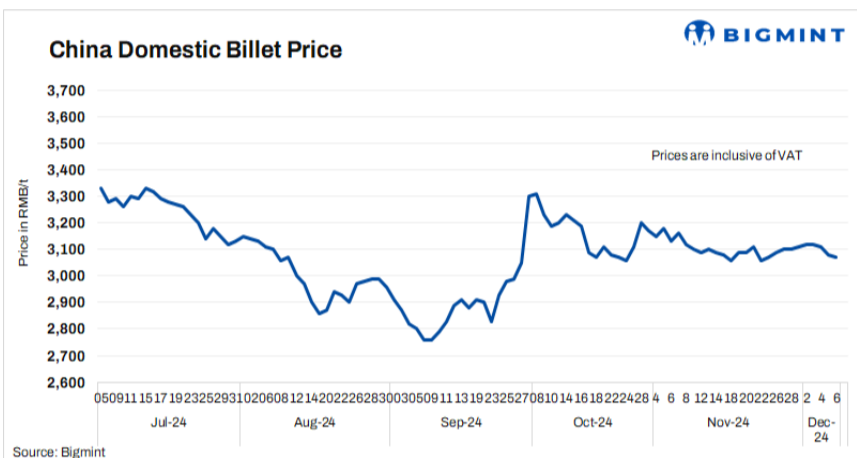
Iran: Domestic billet, rebar prices increase amid rising production costs

2024-12-09 [READ MORE](#)



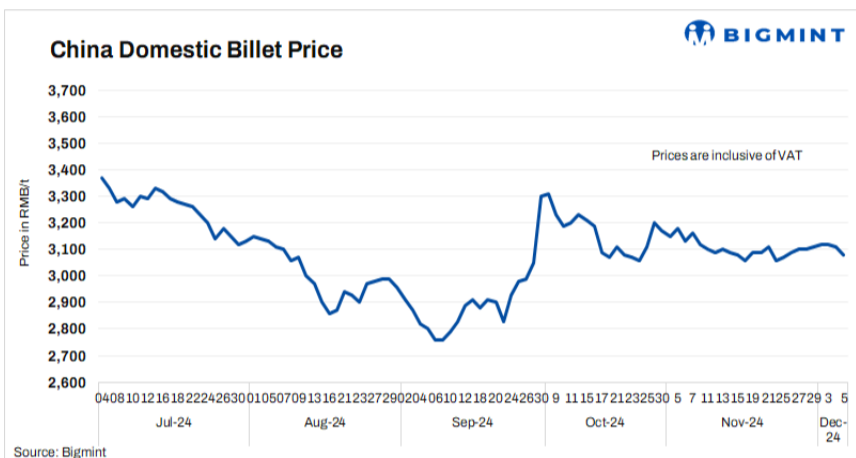
China: Steel billet prices rise RMB 30/t (\$4/t)

2024-12-09 [READ MORE](#)



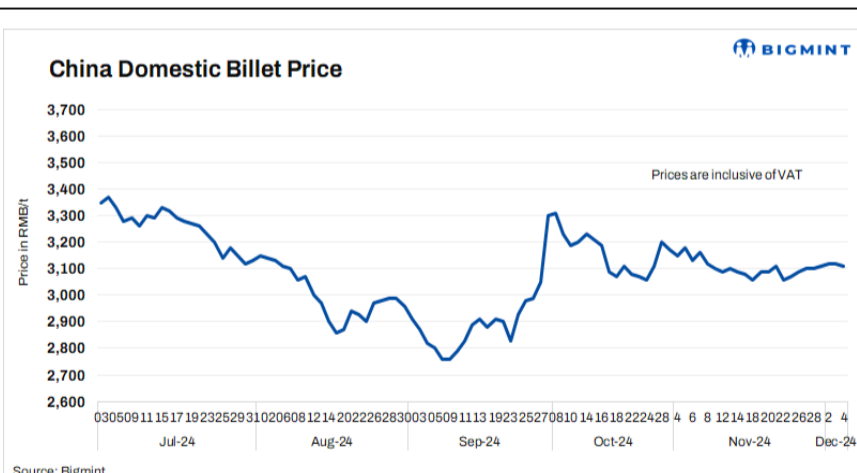
China: Steel billet prices inch down by RMB 10/t (\$1/t) d-o-d

2024-12-06 [READ MORE](#)



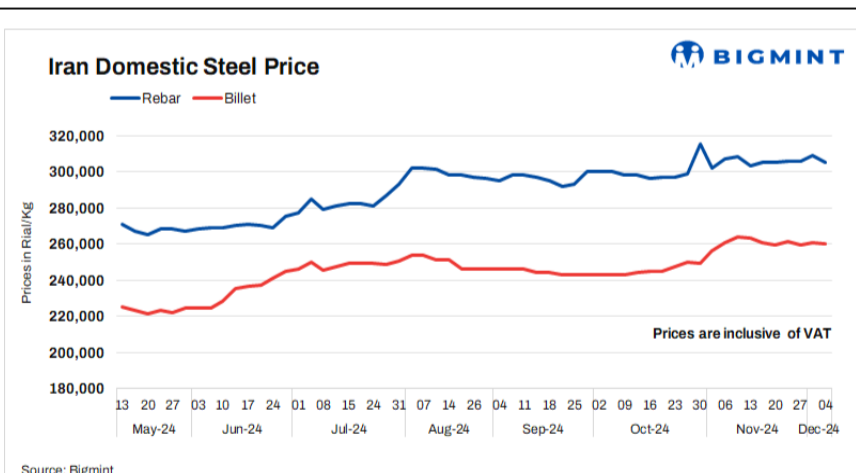
China: Steel billet prices fall by RMB 30/t (\$4/t) d-o-d

2024-12-05 [READ MORE](#)



China: Steel billet prices inch down by RMB 10/t (\$1/t) d-o-d

2024-12-04 [READ MORE](#)



Iran: Billet, rebar prices continue to head south amid market uncertainty

2024-12-04 [READ MORE](#)

Ferro Alloy

Manganese Ore (India)

Particular/Delivery	Size/Grade	Delivery	As On	Price	Change	1M	3M
Indian prices (in INR/MT)							
MOIL	Lumps, Mn 37%, Fe 7.5%	Ex-Mines	01 Dec 11.45 IST	13,784	+ 402	+ 402	+ 910
	6-80 mm, Lumps, Mn 30%	Ex-Mines	01 Dec 11.45 IST	6,769	+ 197	+ 197	+ 447
	6-80 mm, Lumps, Mn 46%	Ex-Mines	01 Dec 11.45 IST	16,267	- 503	- 503	- 6,273
	Lumps, Lumps, Mn 44%, Fe 7%	Ex-Mines	01 Dec 11.45 IST	15,560	- 481	- 481	- 6,001

Weekly Assessment, Prices Ex-Mines Basis Including Royalty

Chrome Ore (India)

Particular/Delivery	Size/Grade	Delivery	As On	Price	Change	1M	3M
Indian prices (in INR/MT)							
Ex-Jajpur (OMC-eAuction)	Friable 54%+	Ex-Mines	20 Nov 13.49 IST	38,581	- 273	NA	NA
	Friable 52-54%	Ex-Mines	20 Nov 13.49 IST	33,526	- 652	NA	NA
	Friable 50-52%	Ex-Mines	20 Nov 13.49 IST	31,171	+ 2,069	NA	NA
	Lumps, Friable 48-50%	Ex-Mines	20 Nov 13.49 IST	29,557	+ 1,147	NA	NA

OMC E-Auction Prices Including Royalty

Silico Manganese (India)

Particular/Delivery	Size/Grade	Delivery	As On	Price	Change	1M	3M
Indian prices (in INR/MT)							
Ex-Durgapur	10-150 mm, LC (Mn 55% min.)	Ex-Works	05 Dec 10.03 IST	84,400	- 400	- 500	+ 700
	10-150 mm, MC (Mn 53% min.)	Ex-Works	05 Dec 10.03 IST	79,800	0	- 400	+ 300
	10-50 MM, HC 60-14	Ex-Works	09 Dec 18.07 IST	65,200	+ 300	- 860	- 540
	25-150 mm, HC 60-14	Ex-Works	09 Dec 18.07 IST	64,700	+ 300	- 860	- 540
Ex-Raipur	25-150 mm, HC 60-14	Ex-Works	09 Dec 18.07 IST	65,200	0	- 980	- 460
Ex-Vizag	25-150 mm, HC 60-14	Ex-Works	09 Dec 18.07 IST	65,700	+ 200	- 420	- 20

Weekly Assessment; All Prices are basic; GST @ 18% extra

Ferro Manganese (India)

Particular/Delivery	Size/Grade	Delivery	As On	Price	Change	1M	3M
Indian prices (in INR/MT)							
Ex-Durgapur	10-150 mm, MC (Mn 70% min)	Ex-Works	05 Dec 10.11 IST	91,500	0	- 1,500	- 7,000
	25-150 mm, HC 70%	Ex-Works	09 Dec 18.13 IST	67,000	0	- 240	- 3,080
Ex-Raipur	25-150 mm, HC 70%	Ex-Works	09 Dec 18.13 IST	67,000	+ 100	- 100	- 3,240

Weekly Assessment; All Prices are basic; GST @ 18% extra

Ferro Chrome (India)

Particular/Delivery	Size/Grade	Delivery	As On	Price	Change	1M	3M
Indian prices (in INR/MT)							
Ex-Durgapur	10-60 mm, LC 60%	Ex-Works	05 Dec 10.09 IST	210,300	0	- 1,700	- 7,700
Ex-Jajpur	10-150mm, HC 60%, Si- 4%	Ex-Works	06 Dec 10.16 IST	106,000	- 100	- 3,950	- 900
	10-150mm, HC 60%, Si - 2%	Ex-Works	05 Dec 10.09 IST	113,250	0	- 2,750	- 1,250

Weekly Assessment; All Prices are basic; GST @ 18% extra

Ferro Silicon (India)

Particular/Delivery	Size/Grade	Delivery	As On	Price	Change	1M	3M
Indian prices (in INR/MT)							
Ex-Guwahati	25-150 mm, FeSi 70%	Ex-Works	09 Dec 18.36 IST	103,000	- 1,100	- 6,000	+ 13,850
Ex-Bhutan	25-150 mm, FeSi 70%	Ex-Works	09 Dec 18.36 IST	103,900	- 100	- 6,100	+ 13,350

Weekly Assessment; All Prices are basic; GST @ 18% extra

Manganese Ore (Global)

Particular/Delivery	Size/Grade	Delivery	As On	Price	Change	1M	3M
Global prices (in USD/MT)							
CNF China	Lumps, Mn 37% (USD/dmtu)	-	07 Dec 11.08 IST	\$3.85 /dmtu	- 0.03	+ 0.1	+ 0.1
	Lumps, Mn 44% (USD/dmtu)	-	07 Dec 11.08 IST	\$4 /dmtu	+ 0.03	+ 0.08	- 0.9

CNF India	Lumps, Mn 37%, (South African origin) (USD/dmtu)	-	07 Dec 11.08 IST	\$4 /dmtu	0	+ 0.1	+ 0.1
	Lumps, Mn 44% (USD/dmtu)	-	07 Dec 11.08 IST	\$4.15 /dmtu	+ 0.05	+ 0.1	- 0.9
	Lumps, Mn 46%, (USD/dmtu)	-	07 Dec 11.08 IST	\$4.4 /dmtu	+ 0.05	+ 0.05	- 1

Weekly Assessment

Chrome Ore (Global)

Global prices (in USD/MT)							
CNF China	Conc 40-42%, S. Africa	-	03 Dec 17.32 IST	\$220	- 30	- 50	- 80
	Conc 46-48%, Turkish	-	03 Dec 17.32 IST	\$330	- 15	- 45	- 85

Weekly Assessment

Silico Manganese (Global)

Global prices (in USD/MT)							
FOB India	25-150 mm, HC 60-14	-	09 Dec 18.08 IST	\$781	0	- 31.4	- 27.8
	25-150 mm, HC 65-16	-	09 Dec 18.08 IST	\$875	0	- 22.4	- 35.2

Weekly Assessment

Ferro Manganese (Global)

Global prices (in USD/MT)							
FOB India	25-150 mm, HC 70%	-	09 Dec 18.15 IST	\$805	0	- 20	- 49
	25-150 mm, HC 75%	-	09 Dec 18.15 IST	\$900	0	- 5.2	- 32.2

Weekly Assessment

Ferro Chrome (Global)

Global prices (in USD/MT)							
CNF China	10-150mm, HC 60% (cents/lb)	-	04 Dec 10.23 IST	¢87 /lb	0	- 3.5	- 7.25
CNF Japan	10-50mm, HC 60% (cents/lb)	-	04 Dec 10.23 IST	¢95 /lb	0	- 2	- 5
CNF South Korea	10-50mm, HC 60% (cents/lb)	-	04 Dec 10.23 IST	¢95 /lb	0	- 1	- 3

Weekly Assessment

Ferro Silicon (Global)

Global prices (in USD/MT)							
FOB China	10-50 mm, FeSi 75%	-	09 Dec 18.37 IST	\$1,210	- 15	- 35	- 100
FOB India	10-50 mm, FeSi 70%	-	09 Dec 18.37 IST	\$1,250	0	- 65	+ 110

Weekly Assessment

China: Silico manganese (60-14) prices

— Ex-Inner Mongolia

Prices in RMB/MT

Source: BigMint

China: Silico manganese prices remain largely stable w-o-w amid cautious market sentiments

2024-12-09

[READ MORE](#)

China: Manganese ore price

— UMK South African Block

Prices in \$/dmtu, CIF China

Source: BigMint

South Africa: UMK keeps Jan'25 manganese ore prices firm m-o-m

2024-12-09 10:53:21

[READ MORE](#)

Non Ferrous

Aluminium (India)

Particular/Delivery	Size/Grade	Delivery	As On	Price	Change	1M	3M
Indian prices (in INR/MT)							
Aluminium Ingot P1020, Exy-Delhi	Ingot EC Grade 99.70%	Ex-Yard	09 Dec 17.04 IST	256,000	-4,500	-2,500	+18,500
Aluminium Ingot ADC12, Exw-Delhi NCR	Automobile OEM Approved	Exw-Delhi NCR	09 Dec 17.25 IST	209,000	0	0	-9,000
	Non-OEM	Ex-Works	04 Dec 17.26 IST	201,000	0	+1,000	-5,500
Aluminium Extrusion Scrap, Exy-Delhi	6063 & 6061 (Mix)	Ex-Yard	09 Dec 17.04 IST	200,000	0	+3,000	+6,000
Aluminium Utensil Scrap, Exy-Delhi	Loose	Ex-Yard	09 Dec 17.04 IST	196,000	0	+2,000	+12,000
Aluminium Taint Tabor Scrap, Exy-Delhi	Loose	Ex-Yard	09 Dec 17.04 IST	180,000	0	-1,000	-3,000
Aluminium Tense Scrap, Exy-Delhi	Solid (Loose)	Ex-Yard	09 Dec 17.04 IST	174,000	0	+2,000	-1,000
Aluminium Ingot P1020, Exy-Mumbai	Ingot EC Grade 99.70%	Ex-Yard	09 Dec 17.04 IST	249,000	0	+6,000	+14,000
Aluminium Extrusion Scrap, Exy-Mumbai	6063 (Loose)	Ex-Yard	09 Dec 17.04 IST	205,000	-2,000	0	-1,000
Aluminium Utensil Scrap, Exy-Mumbai	Utensil (Loose)	DAP	09 Dec 17.04 IST	193,000	-2,000	-2,000	-1,000
Aluminium Ingot ADC12, Exw-Chennai	Automobile OEM Approved	Exw-Chennai	09 Dec 17.25 IST	208,000	-2,000	-2,000	-8,000
	Non-OEM	Ex-Works	04 Dec 17.26 IST	203,000	0	+1,000	-5,500
Aluminium Tense Scrap, Exy-Chennai	Solid (Loose)	Ex-Yard	09 Dec 17.04 IST	175,000	0	+2,000	-1,000

Aluminium (Global)

Particular/Delivery	Size/Grade	Delivery	As On	Price	Change	1M	3M
Global prices (in USD/MT)							
Aluminium Extrusion Scrap, CFR Nhava Sheva, Middle East	6063 (Briquetted)	-	03 Dec 16.48 IST	\$2,515	-15	+50	+185
Aluminium Taint Tabor Scrap, CFR Nhava Sheva, Middle East	Briquetted, Clean	-	03 Dec 16.48 IST	\$2,200	0	-40	+100
Aluminium Taint Tabor, CFR Nahva Sheva, UK	Cut and sheared 9-10% attachment	-	03 Dec 16.48 IST	\$1,820	0	-10	+50
Aluminium Taint Tabor, CFR Nahva Sheva, US	HRB, Attachment 3%	-	03 Dec 16.48 IST	\$2,020	0	+20	+70
Aluminium Talk Scrap, CFR Nhava Sheva, Middle East	Solid (Clean)	-	03 Dec 16.48 IST	\$4,560	+50	-370	-90
Aluminium Talk, CFR Nahva Sheva, US	Solid (Clean)	-	03 Dec 16.48 IST	\$4,800	+30	-360	-50
Aluminium Tense Scrap, CFR Nhava Sheva, Middle East	Attachments 8-9%, Mix	-	03 Dec 16.48 IST	\$1,800	0	+30	+10
Aluminium Tense, CFR Nahva Sheva, US	Attachments 6-7%	-	03 Dec 16.48 IST	\$1,850	-10	+15	-20
Aluminium Wheel Scrap, CFR Nahva Sheva, UK	Solid (Loose)	-	03 Dec 16.48 IST	\$2,430	+30	-45	+100
Aluminium Zorba 95-5, CFR Nhava Sheva, UK	20 mm, Solid (Shredded)	-	03 Dec 16.48 IST	\$2,100	-10	+30	+30
Silicon Metal, CFR Mundra, China	Grade 553 Si- 98.5%	-	03 Dec 16.48 IST	\$1,730	+30	-10	+40

Copper (India)

Particular/Delivery	Size/Grade	Delivery	As On	Price	Change	1M	3M
Indian prices (in INR/MT)							


Copper Secondary CC Wire Rods, Exw-Delhi	8 mm, Cu 99% min	Ex-works	09 Dec 17.19 IST	788,000	-4,000	-14,600	+1,200
Copper Primary CC Wire Rods, Exw-Delhi	8 mm, Cu 99.99%	Ex-works	09 Dec 17.19 IST	803,000	-2,000	-15,000	-21,400
Copper Armature Scrap, Exy-Delhi	Cu 99%	Ex-Yard	09 Dec 17.19 IST	742,000	-4,000	-7,000	+4,400
Copper Primary CC Wire Rods (CCR), Exy-Mumbai	8 mm, Cu 99.99%	Ex-Yard	09 Dec 17.19 IST	832,000	+9,000	+14,800	-13,000
Copper Armature Scrap, Exy-Mumbai	Cu - 98%	DAP	09 Dec 17.19 IST	777,000	+1,000	+1,800	-250
Brass Honey Scrap, Exy-Mumbai	Cu 63% Zn 33%	DAP	09 Dec 17.19 IST	505,000	0	+1,000	-8,250

Zinc (India)

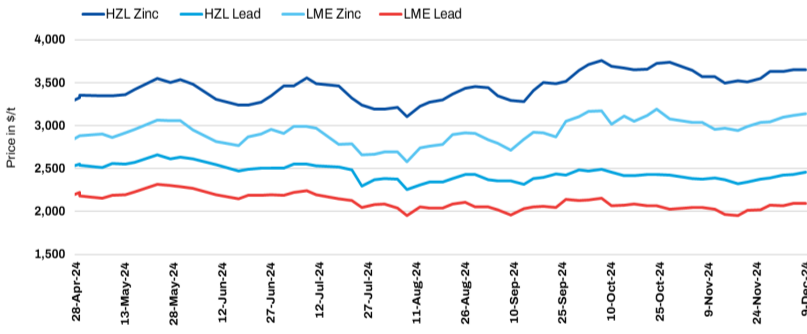
Particular/Delivery	Size/Grade	Delivery	As On	Price	Change	1M	3M
Indian prices (in INR/MT)							
Zinc Special High Grade Ingot, Exw-Delhi	Ingot, Zn 99.99%	Ex-works	09 Dec 17.07 IST	295,000	-3,000	+9,300	+19,800
Zinc Special High Grade Ingot, Exy-Mumbai	Ingot, Zn 99.995%	Ex-Yard	09 Dec 17.07 IST	295,000	+3,000	+15,400	+23,500

Lead (India)

Particular/Delivery	Size/Grade	Delivery	As On	Price	Change	1M	3M
Indian prices (in INR/MT)							
Lead Remelted Ingot, Exw-Delhi	Ingot, Pb 99%	Ex-works	09 Dec 17.11 IST	177,000	0	-800	-5,600
Lead Primary Ingot, Exw-Delhi	Ingot, Pb 99.99%	Ex-works	09 Dec 17.11 IST	195,000	0	+400	-5,000
Lead Primary Ingot, Exy-Mumbai	Ingot, Pb 99.99%	Ex-Yard	09 Dec 17.11 IST	185,000	-3,000	0	-5,333



HZL: Zinc and lead ingot prices



Source: HZI | BigMint | IST 15:30 PM

India: Hindustan Zinc raises lead prices by INR 2,500/t (\$29/t), zinc remains stable

2024-12-09 15:57:56

READ MORE



Non-ferrous updates: 09-12-2024

Commodity	LME 3M (\$/t)	%Change	LME Stocks (t)	%Change	MCX (INR/t)	%Change	SHFE (RMB/t)	%Change
Aluminium	2,603	-1.36%	6,84,600	-0.37%	2,42,000	-0.23%	20,415	-0.78%
Nickel	16,047	+0.46%	1,65,264	-0.1%	13,68,000	-0.47%	1,25,260	-0.96%
Copper	9,122	+0.53%	2,69,800	-0.27%	8,20,000	-0.20%	74,540	+0.05%
Zinc	3,071	-1.51%	2,78,850	+0.38%	2,86,000	+0.05%	25,605	+0.77%
Lead	2,071	-1.29%	2,71,375	0.00	1,80,000	-0.25%	17,750	+0.80%

% Change d-o-d basis | Source: LME, MCX, SHFE

Base metals prices, stocks on LME show mixed trends

2024-12-09 11:47:02

READ MORE

India: BigMint's billet index drops marginally by INR 100/t d-o-d - 9 Dec

09 Dec 2024

BigMint's billet index inched down by INR 100/tonne (t) d-o-d to INR 38,650/t exw-Raipur on 9 December 2024.

The billet index showed volatility throughout today's session, closing with a marginal decrease due to sustained weak demand across the semi-finished and finished steel segments. Limited buying interest was seen, as market participants adopted a cautious approach, monitoring fluctuating prices before making significant purchase decisions.

In the finished steel segment, rebar prices dropped slightly by INR 200/t d-o-d, while wire rod tags decreased by INR 200/t d-o-d. Conversely, prices of sponge iron inched up by INR 50/t d-o-d today.

In addition, the conversion spread from sponge iron (PDRI) to billets for standalone furnaces in the region was recorded at INR 14,000/t.

Rationale

This index has been derived based on transactions, offers, bids, and indicative price data sets. Transactions are considered as T1 and given a weightage of 50%, whereas other data sets are considered as T2 and given a weightage of the balance 50%.

• **Transactions (T1)** - Two trades at INR 38,600-38,700/t were recorded between 2:30 pm and 5:30 pm during the BigMint trading window. These were considered for the final price calculation as T1 inputs. The average price of these transactions was INR 38,637/t, which was assigned a 50% weightage in the final price calculation.

• **Other price indicators - bids/offers/indicatives (T2)** - Twelve offers were reported during the trading window and considered as T2 inputs. The average price of these twelve offers was INR 38,693/t, which was assigned a 50% weightage in the final price calculation.

The final price of billets exw-Raipur was at INR 38,665/t, rounded off to INR 38,650/t exw.

From BigMint Team - While it would be our earnest endeavour, at BigMint, to bring about transparent and unbiased price index reporting, we would request all our readers and subscribers for their feedback and if they could participate in the reporting of more transactions.

For detailed methodology - [click here](#)

India Domestic Raipur Billet Trade Updates - 9 Dec'24							BIGMINT	
Participant	Industry Type	Trade Type	*Price (INR/t)	Delivery	Time of Deal/Call	Data Set	Outlier	
P1	Trader	Offer	38,850	EXW	12:05	T2	Yes	
P2	Trader	Offer	39,000	FOR	12:07	T2	Yes	
P3	Trader	Indicative	39,100	FOR	12:52	T2	Yes	
P4	Seller	Offer	39,000	EXW	12:58	T2	Yes	
P5	Seller	Offer	38,900	EXW	13:08	T2	Yes	
P6	Trader	Indicative	38,800	EXW	15:02	T2	No	
P7	Buyer	Indicative	38,800	EXW	16:03	T2	No	
P8	Trader	Offer	38,850	EXW	16:03	T2	Yes	
P9	Seller	Offer	38,900	FOR	16:34	T2	Yes	
P10	Trader	Offer	39,000	FOR	16:38	T2	Yes	
P11	Seller	Indicative	39,000	FOR	16:42	T2	Yes	
P12	Seller	Indicative	38,800	EXW	16:45	T2	No	
P13	Seller	Offer	38,600	EXW	17:04	T2	No	
P14	Seller	Offer	38,600	EXW	17:12	T2	No	
P15	Trader	Offer	38,600	EXW	17:18	T2	No	
P16	Trader	Trade	38,600	EXW	17:21	T1	No	
P17	Trader	Offer	38,700	EXW	17:24	T2	No	
P18	Trader	Trade	38,700	EXW	17:28	T1	No	
P19	Trader	Offer	38,650	EXW	17:29	T2	No	

T1 - Trade, T2 - Offer/Bid/Indicative, *Normalised price as per methodology

India Domestic Billet Price Index EXW Raipur

- Credible & Transparent Prices
- Robust Methodology & Rationale
- IOSCO Compliance
- Independent View of the Market
- Enabling Informed Conversations & Negotiations

Global Prices

Global Prices - Region Wise
























Commodity	Particular	Grade/Size	Price	Change	W-O-W	1M	3M
China							
<i>Export</i>							
Billet	FOB China	125*125, BF Grade	NA	NA	NA	NA	NA
TMT (Re-Bar)	FOB China	Commerical	NA	NA	NA	NA	NA
Wire Rod	FOB China	5.5mm	NA	NA	NA	NA	NA
HRC	FOB China	2.5mm	\$490	+ 5	+ 5	- 20	+ 40
CRC	FOB China	0.90 mm	\$555	0	0	- 10	+ 35
<i>Import</i>							
Iron Ore	CNF China	Lumps Fe 64/63%, South Africa	\$103	- 1	- 2	0	+ 9
Iron Ore	CNF China	Fines Fe 62%, Australia	\$103	- 1	- 2	0	+ 10
Pellets	CNF China	6-20mm, BF Grade	\$129	+ 4	+ 4	+ 1	+ 17
Coking Coal	CNF China	Premium HCC, Australia	NA	NA	NA	NA	NA
Mill Scale	CNF China	70/68%	NA	NA	NA	NA	NA
FeCr	CNF China	HC 60%	¢87/lb	0	0	- 3.5	- 7.25
Mn Ore	CNF China	Mn 46% Lumps, Australia	NA	NA	NA	NA	NA
Mn Ore	CNF China	Mn 38%, South Africa	NA	NA	NA	NA	NA
CIS Nations							
<i>Export</i>							
Billet	FOB Black Sea	125*125, BF Grade	\$450	0	0	- 20	- 10
Slabs	FOB Black Sea	Commercial	NA	NA	NA	NA	NA
Pig Iron	FOB Black Sea	Steel Grade	\$318	- 7	- 7	- 22	- 52
TMT (Re-Bar)	FOB Black Sea	Commercial	NA	NA	NA	NA	NA
HRC	FOB Black Sea	2.5mm	\$495	- 10	- 10	- 15	+ 25
CRC	FOB Black Sea	0.90mm	\$615	0	0	+ 5	+ 45
Japan/Korea							
<i>Export</i>							
HRC	FOB Korea	2.5mm	\$505	+ 3	+ 3	NA	NA
<i>Import</i>							
FeCr	CNF Japan	HC 60%	¢95/lb	0	0	- 2	- 5













Note:- W-O-W: Week On Week, 1M: Change over last month, 3M: Change over last 3 months, All prices are weekly assessment, Iron Ore are daily assessment

Commodity	Particular	Grade/Size	Price	Change	W-O-W	1M	3M
India							
<i>Export</i>							
Iron Ore	FOB India	Fines, Fe 58/57%	\$67	+1	+3	+6.5	+13.5
Billet	FOB India	150*150mm	\$460	-10	NA	-10	-10
Pig Iron	FOB India	Steel Grade	NA	NA	NA	NA	NA
HRC	FOB India	2.5mm	\$535	0	NA	0	NA
CRC	FOB India	0.9mm	\$630	-2	-2	-25	-15
SiMn	FOB India	60/14%	\$781	0	-1.2	-31.4	-27.8
FeMn	FOB India	HC 75%	\$900	0	+9.4	-5.2	-32.2
FeSi	FOB Bhutan	70-75%	\$1,250	0	0	-65	+110
<i>Import</i>							
Iron Ore	CNF India	Lumps Fe 64%, South Africa	NA	NA	NA	NA	NA
Scrap	CNF India	HMS 1&2 ,Middle East	NA	NA	NA	NA	NA
Scrap	CNF India	Shredded, Europe	\$383	+5	+3.4	-12.6	-5.4
Coking Coal	CNF India	Premium HCC, Australia	\$217	0	+0.8	-4.5	+20.8
Non-Coking Coal	CNF India	RB2 5500 NAR, South Africa	NA	NA	NA	NA	NA
Met Coke	CNF India	62%, China	NA	NA	NA	NA	NA
Pellets	CNF India	6-20mm, BF Grade	NA	NA	NA	NA	NA
Wire Rod	CNF India	5.5mm, China	NA	NA	NA	NA	NA
HRC	CNF India	2.5mm, China	\$520	+5	+5	-20	+40
HRC	CNF India	2.5mm, Korea	\$540	+5	+5	NA	NA
CRC	CNF India	0.90mm, China	\$575	0	0	-10	+35
HR Plate	CNF India	A 36	NA	NA	NA	NA	NA
Mn Ore	CNF India	Mn 38%, South Africa	NA	NA	NA	NA	NA
Europe & US							
<i>Export</i>							
Pig Iron	FOB Brazil	Steel Grade	\$432	0	0	0	-5
<i>Import</i>							
Scrap	CFR Turkey	HMS (80:20), US	\$337	-1	-1	-23.6	-32.33
HRC	CIF Europe	2.5mm	NA	NA	NA	NA	NA
Middle East & Africa							
<i>Export</i>							
Iron Ore	FoB South Africa	Lumps, Fe 64/63%	NA	NA	NA	NA	NA
Non Coking Coal	FoB South Africa	RB2 5500 NAR	NA	NA	NA	NA	NA
<i>Import</i>							
Billet	CNF Dubai	125*125, China	NA	NA	NA	NA	NA
HRC	CNF Dubai	2.5mm, China	\$525	0	0	-10	+35

Note:- W-O-W: Week On Week, 1M: Change over last month, 3M: Change over last 3 months, All prices are weekly assessment, Iron Ore are daily assessment

LIVE TENDERS

COMPANY	TYPE	GRADE	QUANTITY	EXPIRY DATE	LOCATION	VIEW
Billet/Ingot/Slab						
RINL	Sell	Rejected Bloom	739 MT	10 Dec, 2024	 Visakhapatnam, Andhra Pradesh, India	VIEW
Ferro Chrome						
Arcelor Mittal	Buy	Ferro Chrome	300 MT	11 Dec, 2024	 Hazira, Gujarat, India	VIEW
Ferro Manganese						
RINL	Buy	Low Carbon Ferro Manganese	450 MT	16 Dec, 2024	 Visakhapatnam, Andhra Pradesh, India	VIEW
MOIL Limited	Sell	Ferro Manganese & Manganese Ore	5,320 MT	11 Dec, 2024	 Nagpur, Maharashtra, India	VIEW
Ferro Molybdenum						
SAIL	Buy	Ferro Molybdenum	65 MT	14 Dec, 2024	 Durgapur, West Bengal, India	VIEW
Arcelor Mittal	Buy	Ferro Molybdenum	35 MT	13 Dec, 2024	 Hazira, Gujarat, India	VIEW
Ferro Silicon						
RWF	Buy	Ferro Silicon	1,100 MT	10 Dec, 2024	 Bengaluru, Karnataka, India	VIEW
Fines/Lumps						
KIOCL	Buy	Iron Ore Concentrate	250,000 MT	12 Dec, 2024	 Bangalore, Karnataka, India	VIEW
KIOCL	Buy	Iron Ore Fines	1,000,000 MT	27 Dec, 2024	 Bangalore, Karnataka, India	VIEW
Vedanta Limited	Sell	Iron Ore Lumps	20,000 MT	10 Dec, 2024	 Chitradurga, Karnataka, India	VIEW
MSTC	Sell	Iron Ore Fines	16,000 MT	11 Dec, 2024	 Bellary, Karnataka, India	VIEW
Sandur Manganese & Iron Ore	Sell	Iron Ore Fines & Lumps	65,000 MT	11 Dec, 2024	 Bellary, Karnataka, India	VIEW
HRC						
NMDC	Sell	Defective HR Coils	10,828 MT	13 Dec, 2024	 Jagdalpur, Chattisgarh, India	VIEW
Manganese Ore						
Director of Mines & Geology	Services	Limestone & Manganese Ore 5 Blocks	5 Nos	01 Jan, 2025	 Bhopal, Madhya Pradesh, India	VIEW
Melting Scrap						
AirIndiaLtd	Sell	Aircraft-A319-VT-SCS aircraft	3 Nos	10 Dec, 2024	 Kolkata, West Bengal, India	VIEW
OrissaPowerGenerationCorporation	Sell	Melting Scrap	404 MT	18 Dec, 2024	 Jharsugda, Odisha, India	VIEW
SAIL	Sell	Mix Melting Scrap	35,041 MT	10 Dec, 2024	 Bhilai, Chattisgarh, India	VIEW
Met Coke						
MOIL Limited	Buy	Pearl Coke	5,200 MT	16 Dec, 2024	 Balaghat, Madhya Pradesh, India	VIEW
NMDC	Sell	Coke Breeze,Fines,Dust & Nut Coke	71,500 MT	12 Dec, 2024	 Jagdalpur, Chattisgarh, India	VIEW
Non Coking						
APMDC	Sell	Non Coking Coal G7	75,000 MT	16 Dec, 2024	 Vijayawada, Andhra Pradesh, India	VIEW
NMDC	Buy	Anthracite Coal	3,000 MT	18 Dec, 2024	 Bellary, Karnataka, India	VIEW
ODISHA COAL AND POWER LIMITED	Sell	Non Coking Coal G14	1,100,000 MT	10 Dec, 2024	 Sundargarh, Odisha, India	VIEW
NTPC	Buy	Non Coking Coal	500,000 MT	27 Dec, 2024	 Raebareli, Uttar Pradesh, India	VIEW

COMPANY	TYPE	GRADE	QUANTITY	EXPIRY DATE	LOCATION	VIEW
NTPC	Buy	Non Coking Coal	500,000 MT	27 Dec, 2024	 Gautam Buddha Nagar, Uttar Pradesh, India	VIEW
NTPC	Buy	Non Coking Coal	500,000 MT	27 Dec, 2024	 Muzaffarpur, Bihar, India	VIEW
Pig Iron						
SAIL	Sell	Pig Iron	500 MT	10 Dec, 2024	 Burnpur, West Bengal, India	VIEW
SAIL	Sell	Pig Iron	14,000 MT	11 Dec, 2024	 Bokaro, Jharkhand, India	VIEW
Rail						
SAIL	Sell	IU Rail	9,400 MT	11 Dec, 2024	 Bhilai, Chattisgarh, India	VIEW
Silico Manganese						
Arcelor Mittal	Buy	Silico Manganese	4,500 MT	11 Dec, 2024	 Hazira, Gujarat, India	VIEW
SAIL	Buy	Silico Manganese	4,300 MT	16 Dec, 2024	 Rourkela, Odisha, India	VIEW
Stainless Steel						
HMCL		Stainless Steel Scrap	120 MT	11 Dec, 2024	 Bhiwadi, Rajasthan, India	VIEW
Used Plants And Machines						
The Durgapur Project Limited	Sell	Assets of Coal washery Plant	1 MT	13 Dec, 2024	 Durgapur, West Bengal, India	VIEW
HondaCarsIndia	Sell	Used Plant & Machines	1 Nos	12 Dec, 2024	 Alwar, Rajasthan, India	VIEW
GMR Group	Sell	Used Wagons	36 MT	12 Dec, 2024	 Delhi, Delhi, India	VIEW
Zinc						
Yantra India Limited	Buy	Zinc Ingot	82 MT	18 Dec, 2024	 Katni, Madhya Pradesh, India	VIEW

[View All](#)



Formerly SteelMint / CoalMint

Contact:

info@bigmint.co

+91 97700 56666

Disclaimer: BigMint has taken due care and caution in compilation of content. Information is just for reference not intended for trading purpose or to address your particular requirement. The content includes facts, views and opinions are of individuals and not that of the BigMint management. We and our content licensors do not guarantee or warrant the accuracy, completeness or timeliness of, or otherwise endorse these views, and opinions. BigMint and its affiliates, or their employees, directors or agents shall not be liable or responsible for any loss or costs or any action whatsoever arising out of use or relying on the spot prices disseminated.