



**BIGMINT**

Formerly SteelMint / CoalMint

Issue 1301,

# Daily Steel Report

## HIGHLIGHTS

10 Oct 2024, Thu

[Intel & Insights](#)

---

[Snap Shot - Global Prices \(USD/MT\)](#)

---

[Snap Shot - Indian Domestic Prices \(INR/MT\)](#)

---

[Iron Ore](#)

---

[Coal](#)

---

[Scrap & Metallics](#)

---

[Steel](#)

---

[Ferro Alloy](#)

---

[Non Ferrous](#)

---

[India Domestic Billet Index](#)

---

[Global Prices - Region Wise](#)

---

[Live Tenders](#)

---

## INDIA

### Iron Ore

India: BigMint's pellet export index falls \$5/t w-o-w post-Chinese holidays	<a href="#">READ MORE &gt;</a>
Dry bulk iron ore freight exhibit mixed trends post-Chinese holidays	<a href="#">READ MORE &gt;</a>
India: Imported South African lump offers fall by \$7/t w-o-w	<a href="#">READ MORE &gt;</a>
India: Iron ore concentrate prices rise by INR 300/t (\$4/t) amid hike in offers	<a href="#">READ MORE &gt;</a>
India: NMDC to auction over 240,000 t of iron ore from Chhattisgarh	<a href="#">READ MORE &gt;</a>
India: KIOCL floats 50,000 t pellet export tender	<a href="#">READ MORE &gt;</a>
BigMint's daily trade sheet - 8 Oct'24	<a href="#">READ MORE &gt;</a>
India's iron ore exports drop 15% y-o-y in H1FY'25. Will market rebound after China holidays?	<a href="#">READ MORE &gt;</a>

### Coal

India: Portside South African coal prices inch up w-o-w	<a href="#">READ MORE &gt;</a>
Imported met coke offers to India rise by \$10/t w-o-w	<a href="#">READ MORE &gt;</a>
India: Thermal coal port stocks witness slight dip w-o-w in week 40, 2024	<a href="#">READ MORE &gt;</a>

### Scrap & Metallics

South Asia: Imported ferrous scrap offers remain largely stable d-o-d across markets	<a href="#">READ MORE &gt;</a>
India: BigMint's ferrous scrap index declines by INR 600/t amid muted steel demand - 9 Oct	<a href="#">READ MORE &gt;</a>
India: Mill scale prices remain largely stable in Kandla, Raipur	<a href="#">READ MORE &gt;</a>
India: Sponge iron prices fall by INR 100-550/t d-o-d on weak market sentiment- 9 Oct	<a href="#">READ MORE &gt;</a>
India: Ministry of Finance announces amendments to GST regulations- updated	<a href="#">READ MORE &gt;</a>
India: Over 8,000 t of pig iron sold at SAIL-BSP's auction	<a href="#">READ MORE &gt;</a>

### Steel

India: CRC export offers to Europe increase w-o-w amid recent deal	<a href="#">READ MORE &gt;</a>
India: BigMint's billet index declines by INR 350/t amid limited buying - 9 Oct	<a href="#">READ MORE &gt;</a>
Indian DRI, billet, and rebar update - 9 Oct	<a href="#">READ MORE &gt;</a>
India's brand-wise rebar offers from BF and IF route mills - 9 Oct	<a href="#">READ MORE &gt;</a>

### Ferro Alloy

India: Rising steel prices, festive season demand lifts domestic silico manganese prices	<a href="#">READ MORE &gt;</a>
Indian ferro vanadium prices remain stable on market stagnancy	<a href="#">READ MORE &gt;</a>
India: RINL floats 30 t ferro vanadium purchase tender	<a href="#">READ MORE &gt;</a>
India: Sandur's manganese ore auction witnesses higher bids amid alloy price surge	<a href="#">READ MORE &gt;</a>

### Non Ferrous

India: Major automaker's Nov'24 ADC12 prices hit 8-month low amid weak demand	<a href="#">READ MORE &gt;</a>
India's aluminium ADC12 alloyed ingot prices edge down w-o-w	<a href="#">READ MORE &gt;</a>
India: Domestic copper prices remain stable d-o-d	<a href="#">READ MORE &gt;</a>
India: Hindalco, Balco cut aluminium ingot prices by up to INR 7,750/t (\$92/t)	<a href="#">READ MORE &gt;</a>
India: Automotive OEM-approved ADC12 prices inch down m-o-m for Oct'24 settlement	<a href="#">READ MORE &gt;</a>
Base metals prices on LME exhibit negative trends, stocks witness outflows	<a href="#">READ MORE &gt;</a>

### Stainless Steel

India: Stainless steel HRC prices rise following hikes by major producers	<a href="#">READ MORE &gt;</a>
---	--------------------------------

## Ship Breaking

India: Melting scrap prices decrease by INR 300/t d-o-d in Alang

[READ MORE >](#)

## CHINA

China: Iron ore spot prices fall sharply by \$4/t post-holidays

[READ MORE >](#)

China: Steel billet prices decline by RMB 80/t (\$11/t) d-o-d

[READ MORE >](#)

China: Shagang Steel hikes rebar prices by \$50/t for early Oct'24

[READ MORE >](#)

Near-term outlook on China's steel products

[READ MORE >](#)

## SOUTH ASIA

Bangladesh: Imported ferrous scrap prices rise up to \$5/t w-o-w; demand dull amid construction halts

[READ MORE >](#)

## SOUTH EAST ASIA

Indonesia's coal exports increase by 23% y-o-y in Jan-Sep'24

[READ MORE >](#)

Indonesia: Ferrous scrap imports rise sharply by 16% m-o-m in Aug'24

[READ MORE >](#)

## FAR EAST ASIA

Japan's Kanto scrap export tender bids for Oct'24 rebounds amid JPY appreciation and positive outlook

[READ MORE >](#)

Japan: Major firms boost ship recycling to meet demand for high-quality scrap

[READ MORE >](#)

Japan: Tokyo Steel raises scrap procurement prices by up to \$22/t

[READ MORE >](#)

Taiwan's Feng Hsin hikes rebar list prices by \$6/t

[READ MORE >](#)

Japan: Kanto scrap export tender for Oct'24 sees rise in bid prices as JPY appreciate

[READ MORE >](#)

## CIS NATIONS

Turkiye: Ferrous scrap imports surge over 20% m-o-m in Aug'24

[READ MORE >](#)

Ukraine: Rolled steel production decreases by 3% y-o-y in Sep'24

[READ MORE >](#)

## AMERICAS

Brazil: Iron ore exports drop by 4% m-o-m in Sep'24

[READ MORE >](#)

Australia: Coking coal export shipments remain stable in Sep'24; volumes to China rise

[READ MORE >](#)

Brazil: Ferrous scrap exports drop 4% y-o-y in 9MCY'24

[READ MORE >](#)

## Bangladesh: Imported ferrous scrap prices rise up to \$5/t w-o-w; demand dull amid construction halts

Bangladesh's imported ferrous scrap price increased but demand continued to remain downward due to halted government projects that consume a major share of domestic steel. A Bangladeshi steel mill representative said, "We

are buying scrap slowly as finished steel sales are low. We are producing around 60% of our capacity. We have stock in the pipeline and will buy next month." "With the ongoing rainy season and flooding in some areas, many con

*Continued*

### SNAP SHOT - GLOBAL PRICES (USD/MT)

Commodity	Particular	Size,Grade	As on	Price	Change	1M	3M
Iron Ore Fines <sup>1</sup>	China Imports	Fines, Fe 62%	09 Oct   10.29 IST	\$105	-4	+15	-2
Iron Ore <sup>1</sup>	Indian Imports	Lumps, Fe 64%	09 Oct   17.24 IST	\$110	-7	+12	-11
Pellets (Brazil) <sup>2</sup>	China Imports	6-20 mm, Fe 65%	09 Oct   11.03 IST	\$126	+10	+14	-1
Pellets (India) <sup>2</sup>	China Imports	6-20 mm, Fe 63%	04 Oct   18.36 IST	\$114.5	-3.5	+15.5	-1
Coking <sup>2</sup>	Australia Exports	Premium HCC	09 Oct   10.51 IST	\$203	0	+21.6	-33
Non Coking <sup>2</sup>	India Imports	RB2, S.Africa	09 Oct   14.02 IST	\$106.5	0	+2	-2.7
Graphite Electrode <sup>2</sup>	China Exports	600mm, UHP	08 Oct   10.56 IST	15,100 RMB/t	+200	-100	-1,050
Scrap <sup>2</sup>	India Imports	Shredded	09 Oct   18.52 IST	\$405	0	+12	-10.2
Scrap <sup>2</sup>	Turkey Imports	HMS 80:20	09 Oct   18.52 IST	\$386	0	+15.8	-4.8
Scrap <sup>2</sup>	Pakistan Imports	Shredded	09 Oct   18.52 IST	\$408	+1	+8.8	-21.33
Scrap <sup>2</sup>	Bangladesh Imports	Shredded	09 Oct   18.52 IST	\$408	+1	+6.2	-17.75
Scrap (Ship Breaking) <sup>2</sup>	India Imports	Containers	08 Oct   12.08 IST	\$510	0	0	-20
Billet <sup>2</sup>	India Exports	150*150, 3SP/4SP	04 Oct   19.13 IST	\$470	+5	-20	NA
Billet <sup>2</sup>	Russia Exports	130*130, 3SP	08 Oct   18.36 IST	\$470	+10	+10	-30
Billet <sup>2</sup>	Iran Exports	130*130, 3SP	08 Oct   18.36 IST	\$454	0	-11	-24
Billet <sup>2</sup>	Philippines Import	150*150, 3SP	08 Oct   18.32 IST	\$505	0	+47.5	+11
Sponge Iron <sup>2</sup>	India Exports	-	-	-	-	-	-
Pig Iron <sup>2</sup>	Russia Exports	Steel Grade	05 Oct   13.56 IST	\$348	-4	-34	-67
HRC <sup>2</sup>	China Exports	3-12mm, SS400	08 Oct   18.41 IST	\$540	+30	+90	+30
Wire Rod <sup>2</sup>	Nepal Import	5.5-6.0mm, Commercial Grade	05 Oct   13.21 IST	\$555	+15	+30	+17
HRC <sup>2</sup>	India Exports	2.5 mm, SAE1006	23 Apr   18.30 IST	\$560	0	-15	-40
HRC <sup>2</sup>	South Korea Exports	1.6-2.5mm, SAE 1006	08 Oct   18.41 IST	\$500	0	NA	-50
HRC (China) <sup>2</sup>	Vietnam Imports	2-3mm, SAE 1006	08 Oct   18.44 IST	\$545	+45	+75	+20
HRC (China) <sup>2</sup>	Dubai Imports	2-3mm, SAE 1006	08 Oct   18.44 IST	\$545	+45	+75	+20
CRC <sup>2</sup>	India Exports	0.9 mm, IS 513 Gr.O	09 Oct   18.14 IST	\$640	+15	-5	-35
CRC <sup>2</sup>	China Exports	0.90mm, SPCC	09 Oct   18.14 IST	\$600	+35	+80	+30
HR Plate <sup>2</sup>	China Exports	5-10mm, SS 400	09 Oct   18.17 IST	\$535	+25	+65	+5
GP <sup>2</sup>	China Exports	DX51D+z80, Width 1,000-1,500 mm, thickness 0.5-2mm	03 Oct   17.42 IST	\$610	+25	+25	-20
Silico Manganese <sup>2</sup>	India Exports	25-150 mm, HC 65-16	09 Oct   18.39 IST	\$940	-2	+24.4	-56
Ferro Chrome <sup>2</sup>	China Import	10-150mm, HC 60%	09 Oct   10.16 IST	¢93 /lb	0	-1.25	-5.5
Manganese Ore <sup>2</sup>	India Imports	Lumps, Mn 37%,	05 Oct   11.44 IST	\$3.9 /dmtu	0	-0.1	-1.4
Ferro Manganese <sup>2</sup>	India Exports	25-150 mm, HC 75%	09 Oct   18.43 IST	\$945	+2	+10	-80.4
Ferro Silicon <sup>2</sup>	Bhutan Exports	10-50 mm, FeSi 70%	07 Oct   18.47 IST	\$1,290	+40	+140	+75

1-Daily Assessment, 2-Weekly Assessment, 3-Monthly Assessment, W-O-W:Week On Week, 1M: Change over last month, 3M: Change over last 3 months

# India: Rising steel prices, festive season demand lifts domestic silico manganese prices

Oct 09, 2024 19:13

Export prices surge on supply-demand gap Volatility in prices expected in near term According to BigMint's assessment on 7 October 2024, domestic prices of silico manganese 60-14 grade rose INR 2,400/tonne (t) (\$29/t) w-o-w to

INR 69,500-70,200/t (\$827-835/t) exw, though some smelters in Raipur offered at INR 70,500-71,500/t (\$840-\$851/t) exw. The premium grade (60-15) witnessed a slight hike to INR 72,000-72,500/t (\$857-\$863/t) exw in Durgapur and Rai

*Continued*

## SNAP SHOT - INDIAN DOMESTIC PRICES (INR/MT)

Commodity	Particular	Size,Grade	As on	Price	Change	1M	3M
Fines/lumps <sup>2</sup>	Iron Ore Index	5-18 mm, Fe 63%, DR Grade	05 Oct   13.51 IST	6,500	+ 600	+ 850	+ 150
Fines/lumps <sup>2</sup>	Iron Ore Index	0-10 mm, Fe 63%	05 Oct   13.51 IST	5,100	+ 400	+ 700	+ 350
Iron Ore <sup>3</sup>	NMDC	6-40 mm, Fe 65.5%	01 Oct   12.51 IST	5,750	NA	NA	NA
Iron Ore <sup>3</sup>	NMDC	0 -10 mm, Fe 64%	01 Oct   12.51 IST	5,010	NA	NA	NA
Pellets <sup>2</sup>	Raipur	6-20 mm, Fe 63%,	08 Oct   18.40 IST	10,200	0	+ 1,600	+ 950
Pellets <sup>2</sup>	Bellary	6-20 mm, Fe 63%	08 Oct   18.40 IST	10,600	+ 500	+ 1,200	+ 800
Met Coke <sup>2</sup>	Ex-India (East)	25-90 mm, Blast Furnace-grade	09 Oct   16.48 IST	33,500	+ 200	0	-1,300
Graphite Electrode <sup>3</sup>	Ex-India	600mm, UHP	17 Sep   11.31 IST	335,000	NA	NA	+ 10,000
Mill Scale <sup>2</sup>	FoR-Kandla	Fines, Fe 70/68%	09 Oct   18.16 IST	6,950	0	+ 500	+ 225
Hms <sup>1</sup>	Ex-Mumbai	HMS	09 Oct   17.49 IST	34,000	0	+ 1,500	+ 1,000
Hms <sup>1</sup>	Ex-Alang	HMS	09 Oct   17.49 IST	35,000	- 300	+ 1,000	- 700
Pig Iron <sup>1</sup>	Ex-Durgapur	Steel Grade	09 Oct   17.37 IST	40,200	0	+ 4,250	+ 2,200
Pig Iron <sup>1</sup>	Ex-Ludhiana, Foundary	Foundry Grade	09 Oct   13.30 IST	43,200	0	+ 1,000	+ 200
Sponge Pellet <sup>1</sup>	Ex-Raipur	Lumps, FeM 80%, +/-1	09 Oct   17.41 IST	28,500	- 300	+ 3,700	+ 2,600
Billet <sup>1</sup>	Ex-Mumbai	100x100mm, IS 2831	09 Oct   17.48 IST	44,500	- 500	+ 4,300	+ 2,600
Billet <sup>1</sup>	Ex-Raipur	100x100mm, IS 2831	09 Oct   17.48 IST	41,600	- 350	+ 4,400	+ 2,150
TMT (Re-Bar) Secondary mills <sup>1</sup>	Ex-Mumbai	12-25mm, IF Route, Fe 500, IS 1786	09 Oct   17.33 IST	49,600	- 100	+ 3,900	+ 2,800
TMT (Re-Bar) Secondary mills <sup>1</sup>	Ex-Delhi/NCR	12-25mm, IF Route, Fe 500, IS 1786	09 Oct   17.33 IST	48,700	- 300	+ 4,500	+ 1,600
TMT (Re-Bar) <sup>2</sup>	Ex-Mumbai	12-32mm, BF Route , IS 1786 Fe 500D	04 Oct   17.32 IST	52,400	+ 1,900	+ 1,800	-1,900
Structure <sup>1</sup>	Ex-Mumbai	40x40 Angle, IF Route, IS 2062/2011 E-250 Gr A	10 Oct   10.14 IST	51,500	- 500	+ 4,000	+ 2,000
Wire Rod <sup>1</sup>	Ex-Raipur	5.5 mm, SWRY 14 LC Gr 3, Induction route	09 Oct   17.33 IST	45,800	- 500	+ 5,000	+ 2,200
HRC <sup>2</sup>	Ex-Delhi	2.5-8mm / CTL, IS2062, Gr E250 Br.	08 Oct   17.59 IST	48,500	+ 500	+ 350	- 3,800
HRC <sup>2</sup>	Ex-Mumbai	2.5-8mm / CTL, IS2062, Gr E250 Br.	08 Oct   17.59 IST	48,600	+ 200	+ 100	- 3,500
CRC <sup>2</sup>	Ex-Delhi	0.90mm / CTL, IS 513, CR1	08 Oct   18.04 IST	56,500	0	- 150	- 4,300
CRC <sup>2</sup>	Ex-Mumbai	0.90mm / CTL, IS 513, CR1	08 Oct   18.04 IST	55,600	- 200	- 450	- 4,150
HR Plate <sup>2</sup>	Ex-Mumbai	5-10mm, Gr E250 Br.	09 Oct   18.14 IST	49,200	+ 200	- 1,300	- 4,400
GP <sup>2</sup>	Ex-Mumbai	0.8mm / CTL, 120 GSM, IS277	03 Oct   17.56 IST	57,000	- 200	- 3,300	- 6,500
Silico Manganese <sup>2</sup>	Ex-Raipur	25-150 mm, HC 60-14	09 Oct   18.41 IST	70,000	- 200	+ 3,600	+ 360
Ferro Manganese <sup>2</sup>	Ex-Raipur	25-150 mm, HC 70%	09 Oct   18.38 IST	71,700	- 300	- 10	- 6,320
Ferro Chrome <sup>2</sup>	Ex-Jajpur	10-150mm, HC 60%, Si- 4%	09 Oct   10.15 IST	110,700	- 600	+ 3,800	+ 2,000
Manganese Ore <sup>2</sup>	Ex Balaghat, MOIL	Lumps, Mn 37%, Fe 7.5%	01 Oct   15.52 IST	13,517	+ 643	+ 643	NA
Chrome Ore <sup>2</sup>	Ex-Odisha OMC, E-auction	Lumps, Friable 48-50%	20 Sep   14.29 IST	26,864	+ 3,143	+ 3,143	NA

\*Basic Price GST @ 18% extra

1-Daily Assessment, 2-Weekly Assessment, 3-Monthly Assessment, W-O-W: Week On Week, 1M: Change over last month, 3M: Change over last 3 months



# Iron Ore

## Iron Ore (India)

Particular/Delivery	Size/Grade	Delivery	As On	Price	Change	1M	3M
Indian prices (in INR/MT)							
Odisha Iron Ore Index	5-18 mm, Fe 63%, DR Grade	Ex-mines	05 Oct   13.51 IST	6,500	+ 600	+ 850	+ 150
	10-30mm, Fe 63%, BF Grade	Ex-mines	05 Oct   13.51 IST	5,800	+ 450	+ 750	+ 300
	0-10 mm, Fe 63%	Ex-mines	05 Oct   13.51 IST	5,100	+ 400	+ 700	+ 350
	0-10mm, Fe 60%	Ex-mines	05 Oct   13.51 IST	4,350	+ 450	+ 650	+ 550
	0-5mm, Fe 57%	Ex-mines	03 Oct   18.27 IST	2,800	+ 50	+ 400	0
	5-18 mm, Lumps, Fe 60%	Ex-mines	05 Oct   13.51 IST	5,600	+ 300	+ 600	+ 200
	10-30 mm, lumps, Fe 60%	Ex-mines	05 Oct   13.51 IST	5,000	+ 500	+ 600	+ 100
	0-10mm, Fe 62%	Ex-mines	05 Oct   13.51 IST	4,800	+ 300	+ 600	+ 300
OMC Daitari	10-40 mm, Fe 62%	Ex-Mines	20 Sep   11.34 IST	5,360	+ 150	+ 150	- 400
OMC Kurmitar (Koira)	0 -5 mm, Fe 62-60%	Ex-Mines	20 Sep   11.34 IST	3,800	+ 300	+ 300	- 300
	10-40 mm, Fe 62%	Ex-Mines	20 Sep   11.34 IST	5,000	- 150	- 150	- 550
OMC Gandhamardan	0 -5 mm, Fe 62-60%	Ex-Mines	20 Sep   11.34 IST	3,750	+ 300	+ 300	- 300
	10-40 mm, Fe 62%	Ex-Mines	20 Sep   11.34 IST	4,650	+ 50	+ 50	- 300
OMC Daitari	0 -5 mm, Fe 62-64%	Ex-Mines	20 Sep   11.34 IST	4,750	+ 750	+ 750	- 1,000
OMC Guali	5-18 mm, Fe 62%	Ex-mines	20 Sep   11.34 IST	5,255	+ 150	+ 150	- 350
	Fines -5 mm, Fe 60-62%	Ex-mines	20 Sep   11.34 IST	4,250	+ 150	+ 150	- 300
OMC Jilling	5-18 mm, Fe 62%	Ex-mines	20 Sep   11.34 IST	5,850	+ 150	+ 150	- 300
	Fines -5 mm, Fe 60-62%	Ex-mines	20 Sep   11.34 IST	4,350	+ 100	+ 100	- 300
NMDC, Chhattisgarh	0 -10 mm, Fe 64%	F.O.R Siding	01 Oct   12.51 IST	5,010	NA	NA	NA
	10-40 mm, Fe 67%, DR CLO	F.O.R Siding	01 Oct   12.51 IST	6,720	NA	NA	NA
	10-150 mm, Fe 65.5%	F.O.R Siding	01 Oct   12.51 IST	5,720	NA	NA	NA
	6-40 mm, Fe 65.5%	F.O.R Siding	01 Oct   12.51 IST	5,750	NA	NA	NA
Chandrapur, Maharashtra	0-10mm, Fe 63%	FoR Ballarshah	04 Oct   18.48 IST	5,450	+ 300	+ 400	- 650
Ex-Bellary	0-10 mm, Fe 62%	Ex-Mines	03 Oct   18.24 IST	4,850	+ 100	+ 350	- 350
	0-10 mm, Fe 57%	Ex-Mines	03 Oct   18.24 IST	2,800	+ 100	+ 150	- 450
Karnataka e-auction	Lumps 10-20mm, Fe 63%	Ex-Mines	31 Aug   14.18 IST	4,400	+ 100	+ 100	- 450
	Fines 0 -5 mm, Fe 60%	Ex-Mines	31 Aug   14.18 IST	3,400	+ 200	+ 200	- 300

## Pellets (India)

Indian prices (in INR/MT)							
Ex-Barbil	6-20 mm, Fe 63%, (+/- 0.5%)	FOR Siding	08 Oct   18.40 IST	8,100	0	+ 1,075	+ 600
Ex-Durgapur	6-20 mm, Fe 63%, (+/- 0.5%)	Ex-Works	08 Oct   18.40 IST	9,150	+ 50	+ 1,450	+ 750
Ex-Jamshedpur	6-20 mm, Fe 63%	Ex-Works	08 Oct   18.40 IST	9,000	+ 400	+ 1,275	+ 850
Ex-Jharsugda	6-20 mm, Fe 63%, (+/- 0.5%)	Ex-Works	08 Oct   18.40 IST	9,350	+ 150	+ 1,800	+ 1,350
Ex-Raipur	6-20 mm, Fe 63%, (+/- 0.5%)	Ex-Works	08 Oct   18.40 IST	10,200	0	+ 1,600	+ 950
Ex-Kandla	6-20 mm, Fe 64/63%	DAP	08 Oct   18.40 IST	11,200	0	+ 1,300	+ 200
Ex-Bellary	6-20 mm, Fe 63%	Ex-Works	08 Oct   18.40 IST	10,600	+ 500	+ 1,200	+ 800

Weekly Assessment, GST @ 5% extra., Barbil and Kandla - Prices Loaded to Wagons

## Concentrates (India)

Indian prices (in INR/MT)							
Ex-Jabalpur	-45 micron, Fe 63%	Ex-works	09 Oct   17.00 IST	4,500	+ 300	+ 650	+ 300

## Iron Ore (Global)

Global prices (in USD/MT)							
CNF China	Fines, Fe 61.5% (Australia Origin)	-	09 Oct   10.29 IST	\$103	- 4	+ 15	- 2
CNF China	Fines, Fe 62% (Australia Origin)	-	09 Oct   10.29 IST	\$105	- 4	+ 15	- 2
CNF China	Fines, Fe 62.5% (Brazil Origin)	-	09 Oct   10.57 IST	\$107	- 6	+ 15	- 3
CNF China	Fines, Fines 63/62% (India origin)	-	09 Oct   10.57 IST	\$101	- 5	+ 14	+ 5
CNF China	Lumps, Fe 64/63% (South Africa Origin)	-	09 Oct   10.57 IST	\$105	- 6	+ 14	- 3
CNF China	Lumps, USD/dmtu	-	09 Oct   10.29 IST	\$0.137	+ 0.002	+ 0.0115	- 0.0645
CNF China	Fines, Fe 55% (India Origin)	-	07 Oct   18.17 IST	\$74	0	+ 15.25	+ 7.5

<b>CNF China</b>	Fines, Fe 56% (India Origin)	-	07 Oct   18.17 IST	\$77	0	+ 15.25	+ 7.5
<b>CNF China</b>	Fines, Fe 57% (India origin)	-	07 Oct   18.17 IST	\$80	0	+ 15.25	+ 7.5
<b>CNF India</b>	Lumps, Fe 64% (South Africa origin)	-	09 Oct   17.24 IST	\$110	-7	+ 12	-11
<b>FOB India</b>	Fines, Fe 57% (India origin)	-	07 Oct   18.19 IST	\$67	0	+ 16.5	+ 7

Prices on DMT basis (Daily Assessment) , India- Single Port Loading , FOB prices including demurrage , June to November: Moisture@ 10% , December to May: Moisture@ 8% , Or, actual moisture as per cargo certificate submitted by shipper to be adjusted

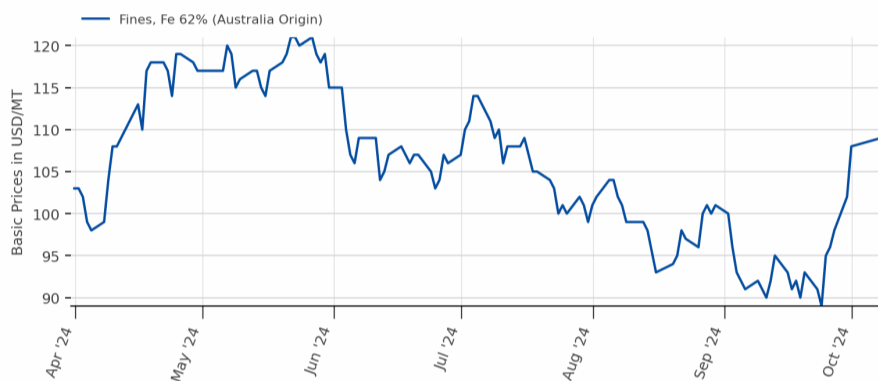
## Pellets (Global)

Global prices (in USD/MT)

<b>CNF China</b>	6-20 mm, Fe 63% (India Origin)	-	04 Oct   18.36 IST	\$114.5	-3.5	+ 17.5	+ 4.5
	6-20 mm, Fe 65% (Brazil Origin)	-	09 Oct   11.03 IST	\$126	+ 10	+ 14	-1
<b>FOB India</b>	6-20 mm, Fe 63%	-	09 Oct   17.19 IST	\$100	-1.5	+ 15.5	+ 3
<b>CNF China</b>	5-20mm, Fe 63%	-	26 Sep   12.25 IST	\$7	-0.1	-0.75	-0.25
	6-20mm	-	26 Sep   12.25 IST	\$16	0	-0.9	+ 0.35

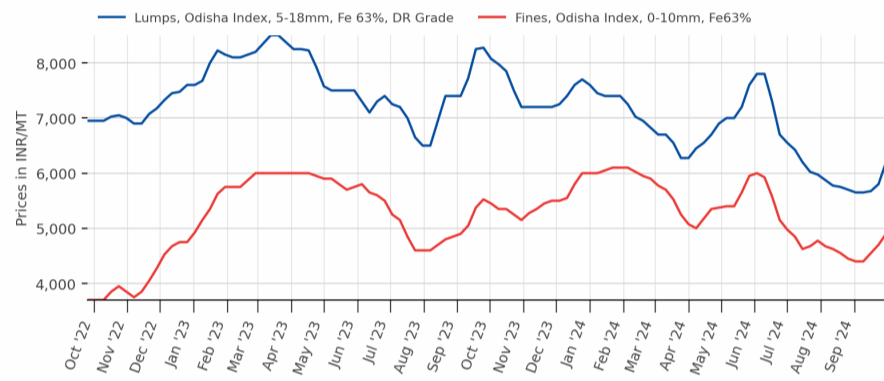
Note:- W-O-W: Week On Week, 1M: Change over last month, 3M: Change over last 3 months

### Iron Ore Fines, CNF Rizhao China



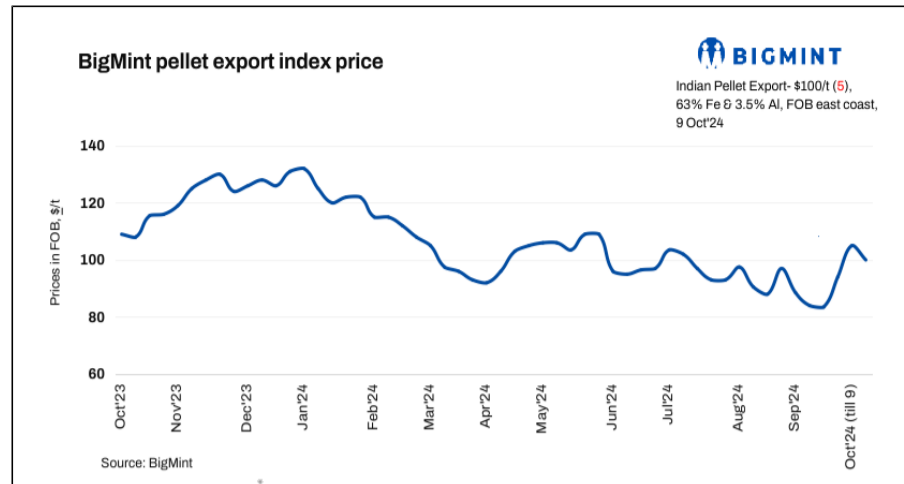
Source:BigMint

### Odisha Iron Ore Price Index (Lumps & Fines)



Source:BigMint

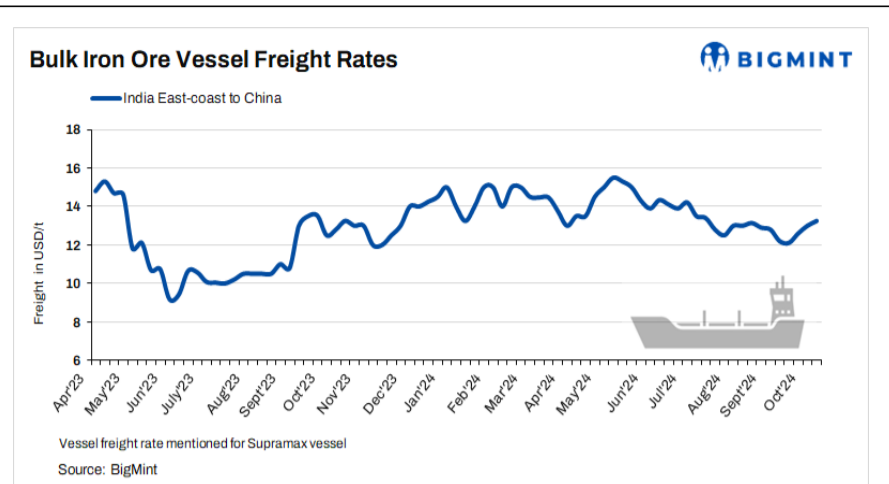
# Iron Ore News



**India: BigMint's pellet export index falls \$5/t w-o-w post-Chinese holidays**

2024-10-09

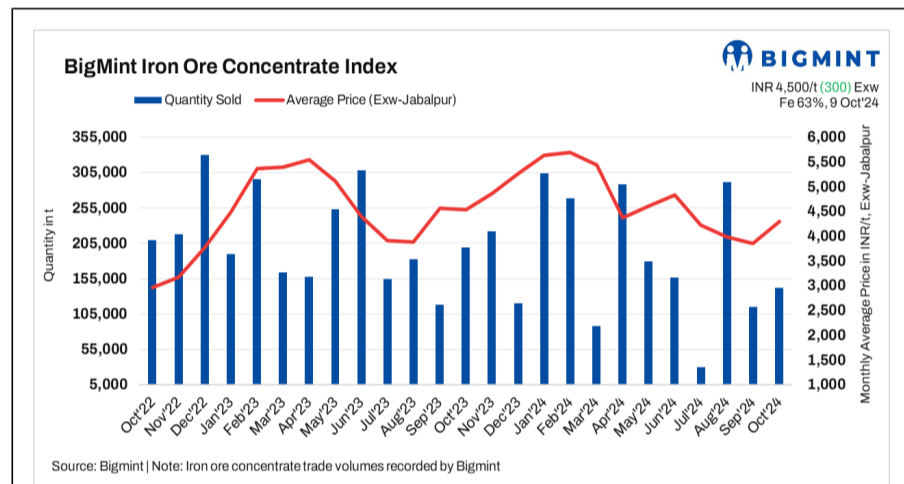
[READ MORE](#)



**Dry bulk iron ore freight exhibit mixed trends post-Chinese holidays**

2024-10-09

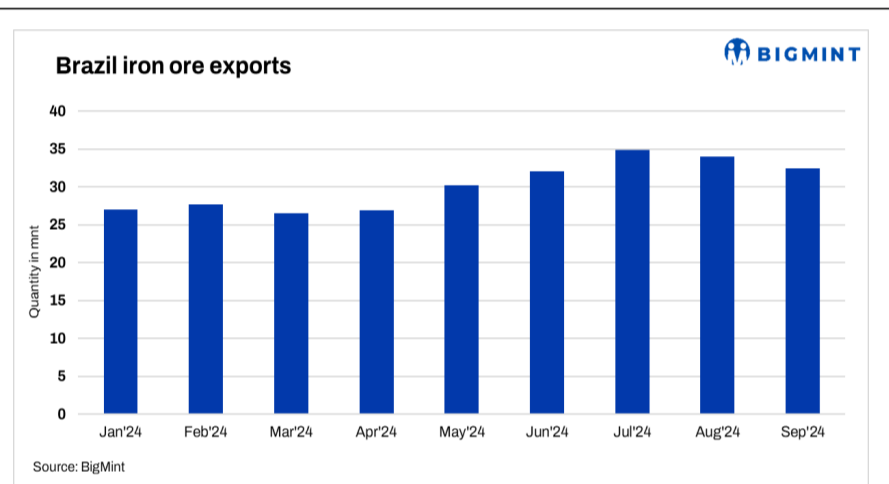
[READ MORE](#)



**India: Iron ore concentrate prices rise by INR 300/t (\$4/t) amid hike in offers**

2024-10-09

[READ MORE](#)



**Brazil: Iron ore exports drop by 4% m-o-m in Sep'24**

2024-10-09

[READ MORE](#)

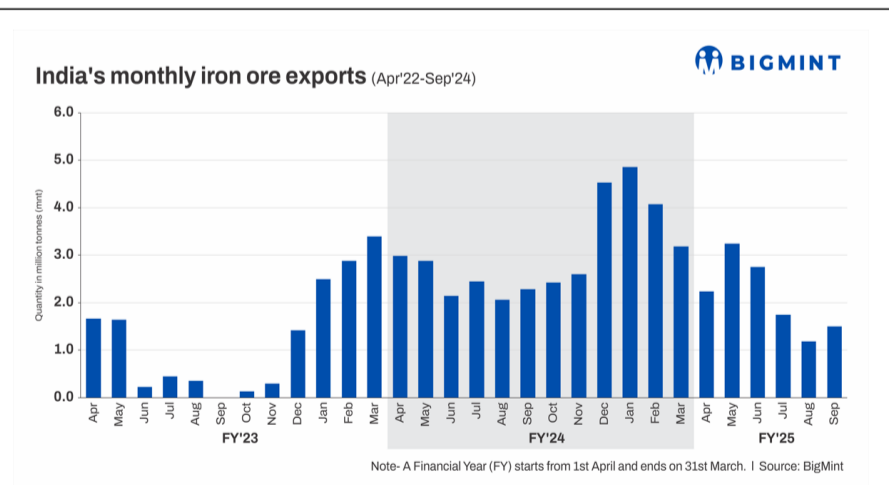
## India: Daily Trade Sheet

for steel & related commodities

**BigMint's daily trade sheet - 8 Oct'24**

2024-10-09

[READ MORE](#)



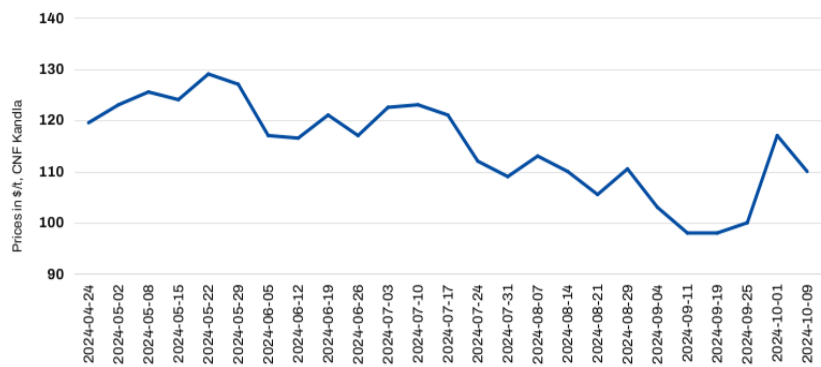
**India's iron ore exports drop 15% y-o-y in H1FY'25. Will market rebound after China holidays?**

2024-10-09

[READ MORE](#)



### Imported SA iron ore lump offers to India



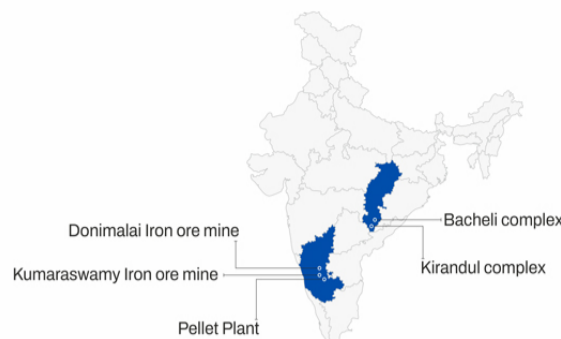
Source: BigMint

### India: Imported South African lump offers fall by \$7/t w-o-w

2024-10-09

[READ MORE](#)

### NMDC's iron ore Mines location



### India: NMDC to auction over 240,000 t of iron ore from Chhattisgarh

2024-10-09

[READ MORE](#)



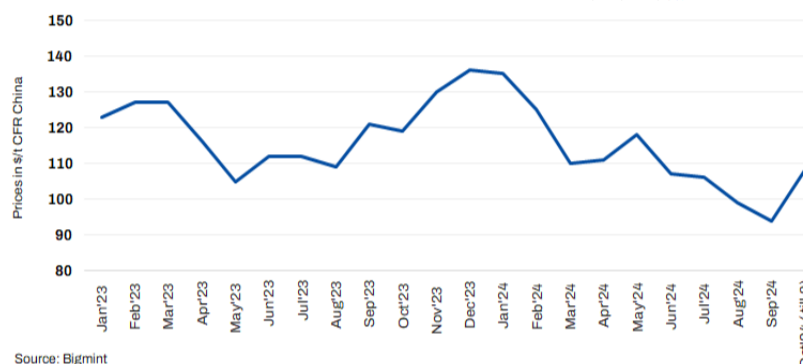
### India: KIOCL floats 50,000 t pellet export tender

2024-10-09

[READ MORE](#)

### Fe 62% Australian iron ore fines

Iron ore fines Fe 62% \$104.65/dmt (4.45)  
CFR China 8 Oct'24



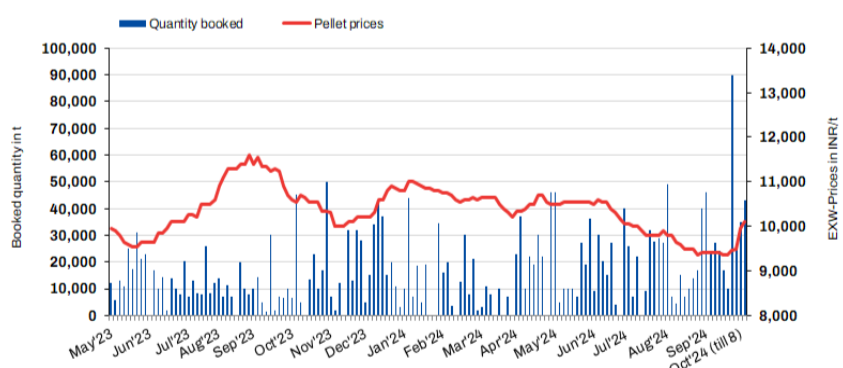
Source: BigMint

### China: Iron ore spot prices fall sharply by \$4/t post-holidays

2024-10-09

[READ MORE](#)

### Bellary Pellet Prices v/s Traded Volumes



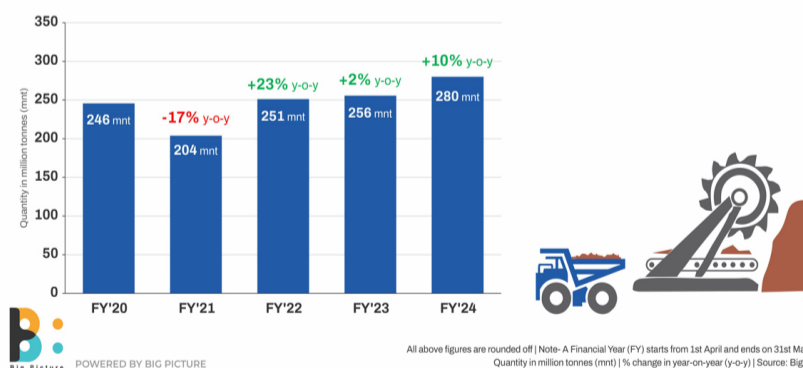
Source: BigMint

### Karnataka: Pellet prices rise sharply by INR 500/t (\$6/t) in Bellary

2024-10-08

[READ MORE](#)

### India's iron ore production (FY'20-FY'24)



All above figures are rounded off | Note - A Financial Year (FY) starts from 1st April and ends on 31st March. Quantity in million tonnes (mnt) | % change in year-on-year (y-o-y) | Source: BigMint

### India: Buyers book over 50,000 t of iron ore fines in Vedanta-ESL's auction

2024-10-08

[READ MORE](#)

# Coal

## Non Coking (India)

Particular/Delivery	Size/Grade	Delivery	As On	Price	Change	1M	3M
Indian prices (in INR/MT)							
Ex-Gangavaram	RB2 (5500 NAR), S.Africa	Ex-Port	09 Oct   16.52 IST	9,500	0	+ 100	- 150
	RB3 (4800 NAR), South Africa	Ex-Port	09 Oct   16.52 IST	7,650	- 50	+ 50	- 100

## Met Coke (India)

Particular/Delivery	Size/Grade	Delivery	As On	Price	Change	1M	3M
Indian prices (in INR/MT)							
Ex-Jajpur	25-90 mm, Blast Furnace-grade	Ex-Yard	09 Oct   16.48 IST	33,500	+ 200	0	- 1,300
Ex-Gandhidham	25-90 mm, Blast Furnace-grade	Ex-Yard	09 Oct   16.48 IST	29,600	0	- 900	- 3,300

## Coking (Global)

Particular/Delivery	Size/Grade	Delivery	As On	Price	Change	1M	3M
Global prices (in USD/MT)							
CNF India	0-40mm, HCC 64 Mid Vol, Australia	-	09 Oct   10.47 IST	\$185	0	+ 13.2	- 39.2
	0-40mm, Premium HCC, Australia	-	09 Oct   10.47 IST	\$219	0	+ 21.8	- 34
	Low Vol PCI, Australia	-	09 Oct   10.47 IST	\$176	+ 1	+ 12.6	- 39
FOB Australia	0-40mm, Low Vol PCI	-	09 Oct   10.51 IST	\$160	0	+ 12.4	- 38
	HCC 64 Mid Vol	-	09 Oct   10.51 IST	\$169	0	+ 13.2	- 39.2
	Premium HCC	-	09 Oct   10.51 IST	\$203	0	+ 21.6	- 33

## Non Coking (Global)

Particular/Delivery	Size/Grade	Delivery	As On	Price	Change	1M	3M
Global prices (in USD/MT)							
CNF India	RB1 (6000 NAR), S.Africa	-	09 Oct   14.02 IST	\$118	0	- 1.5	- 4.2
	RB2 (5500 NAR), S.Africa	-	09 Oct   14.02 IST	\$106.5	0	+ 2	- 2.7
	RB3 (4800 NAR), S.Africa	-	09 Oct   14.02 IST	\$86	0	- 0.5	- 3.2
FOB South Africa	RB1 (6000 NAR)	-	09 Oct   13.59 IST	\$102	0	+ 0.1	- 3.2
	RB2 (5500 NAR)	-	09 Oct   13.59 IST	\$91	0	+ 1.4	- 1.2
	RB3 (4800 NAR)	-	09 Oct   13.59 IST	\$71	0	+ 0.4	- 1.2

## Met Coke (Global)

Particular/Delivery	Size/Grade	Delivery	As On	Price	Change	1M	3M
Global prices (in USD/MT)							
FOB China	25-90mm, 64% CSR	-	03 Oct   17.09 IST	\$260	+ 11	+ 10	- 19
CNF India	25-90mm, 64% CSR, China	-	03 Oct   17.15 IST	\$268	+ 6	+ 6	- 31
	64% CSR, Japan origin	-	03 Oct   17.15 IST	\$354	0	- 1	- 6

Note:- W-O-W: Week On Week, 1M: Change over last month, 3M: Change over last 3 months

# Scrap & Metallic

## Sponge (India)

Region	Particular	Sponge Iron (C-DRI)				Pellet Sponge (P-DRI)			
		Price	Change	W-O-W	1M	Price	Change	W-O-W	1M
Indian prices (in INR/MT) <span style="float: right;">As on 09 Oct 2024</span>									
North India	Mandi Gobindgarh	33,500	0	+ 1,500	+ 3,700	-	-	-	-
East India	Durgapur	30,000	-100	+ 800	+ 3,700	27,900	-100	+ 700	+ 3,650
East India	Rourkela	29,600	-200	+ 650	+ 3,850	-	-	-	-
Central India	Raigarh	29,900	-550	0	+ 3,850	27,900	-550	0	+ 3,850
Central India	Raipur	32,600	-200	+ 500	+ 3,400	28,500	-300	+ 400	+ 3,700
South India	Bellary	28,800	-100	+ 500	+ 2,700	27,750	-50	+ 450	+ 2,700
Eastern India	Ramgarh	29,700	-200	+ 700	+ 3,250	27,750	-150	+ 850	+ 3,350
East India	Jharsugda	-	-	-	-	27,000	-300	+ 100	+ 3,300
South India	Hyderabad	-	-	-	-	28,600	0	+ 600	+ 2,700

All prices are basic, GST extra.

## Pig Iron (India)

Particular/Delivery	Size/Grade	Delivery	As On	Price	Change	1M	3M
Indian prices (in INR/MT)							
DAP-Ludhiana	Steel Grade	DAP	09 Oct   17.37 IST	40,300	0	+ 2,100	-100
Ex-Bokaro	Steel Grade	Ex-Plant,Bokaro	20 Sep   16.14 IST	34,950	-950	-950	-2,400
Ex-Burnpur	Steel Grade	Ex-Plant,Burnpur	31 May   16.00 IST	40,500	-2,500	0	0
Ex-Durgapur	Steel Grade	Ex-Works	09 Oct   17.37 IST	40,200	0	+ 4,250	+ 2,200
		Ex-Plant,Durgapur	06 Sep   19.25 IST	35,150	-350	0	-1,850
Ex-Rourkela	Steel Grade	Ex-Plant,Rourkela	07 Oct   16.51 IST	38,850	+ 1,100	+ 3,400	+ 650
Ex-Bhilai	Steel Grade	Ex-Plant,Bhilai	09 Oct   17.14 IST	38,700	+ 1,950	+ 700	+ 700
DAP-Raigarh	Steel Grade	DAP	09 Oct   17.37 IST	39,500	-200	+ 3,200	+ 950
DAP-Raipur	Steel Grade	DAP	09 Oct   17.37 IST	39,350	-350	+ 2,900	+ 850
DAP-Hyderabad	Steel Grade	DAP	09 Oct   13.42 IST	38,800	0	+ 1,300	+ 600
DAP-Delhi	Foundry Grade	DAP	09 Oct   13.30 IST	43,400	0	+ 700	+ 400
DAP-Ludhiana	Foundry Grade	DAP	09 Oct   13.30 IST	43,200	0	+ 1,000	+ 200
Ex-Durgapur	Foundry Grade	Ex-Works	09 Oct   13.30 IST	42,500	0	+ 1,000	-1,000
Ex-Kharagpur	Foundry Grade	Ex-Works	09 Oct   13.30 IST	42,500	0	+ 1,000	-1,000
DAP-Ahmedabad	Foundry Grade	DAP	09 Oct   13.30 IST	45,000	0	+ 250	-800
DAP-Kolhapur	Foundry Grade	DAP	09 Oct   13.30 IST	45,500	0	0	-500

Indian pig iron price assessment frequency has been increased from weekly to daily basis.

## Re - Rolling Scrap (India)

Indian prices (in INR/MT)							
Ex-Alang	19-22mm(12 ANE), Ship Breaking	Ex-Yard	09 Oct   11.07 IST	41,600	-200	+ 600	-1,600
	15-18mm(10 ANE), Ship Breaking	Ex-Yard	09 Oct   11.07 IST	41,600	-200	+ 600	-1,500
	1 Inch, Ship Breaking	Ex-Yard	09 Oct   11.07 IST	41,600	-200	+ 600	-1,600
	12-14mm(8 ANE), Ship Breaking	Ex-Yard	09 Oct   11.07 IST	41,100	-200	+ 600	-1,400
	5-10 KG, Ship Breaking	Ex-Yard	09 Oct   11.07 IST	40,600	-200	+ 1,100	-900
	9-11mm(6 ANE), Ship Breaking	Ex-Yard	09 Oct   11.07 IST	39,600	-200	+ 600	-1,400
	2-5 KG, Ship Breaking	Ex-Yard	09 Oct   11.07 IST	39,600	-200	+ 1,100	-900
	6-8mm(4 ANE), Ship Breaking	Ex-Yard	09 Oct   11.07 IST	38,600	-200	+ 600	-1,400
	1-2 KG, Ship Breaking	Ex-Yard	09 Oct   10.31 IST	36,700	-300	+ 1,500	-200
	Attachment, Ship Breaking	Ex-Yard	09 Oct   10.31 IST	36,500	-300	+ 1,500	-200
	HMS(80:20), Ship Breaking	Ex-Yard	09 Oct   10.31 IST	35,000	-300	+ 1,000	-700

## Melting Scrap (India)

Particular/Delivery	Size/Grade	Delivery	As On	Price	Change	1M	3M
Indian prices (in INR/MT)							
Ex-Ludhiana	CI Scrap, Mixed Size	DAP	09 Oct   17.49 IST	38,700	0	+ 500	- 100
	Turning Boring Scrap	DAP	09 Oct   17.49 IST	35,200	- 500	+ 2,600	- 1,000
	End Cutting	DAP	09 Oct   17.49 IST	38,200	- 600	+ 2,100	- 400
	CR Busheling (Loose)	DAP	09 Oct   17.49 IST	39,100	- 800	+ 2,100	- 600
Ex-Mandi	CR Busheling (Loose)	DAP	09 Oct   17.49 IST	39,500	- 700	+ 2,200	- 600
	HMS(80:20)	DAP	09 Oct   17.49 IST	35,700	- 400	+ 3,000	- 600
	End Cutting	DAP	09 Oct   17.49 IST	38,700	- 600	+ 2,500	- 300
	LMS (Light Melting Scrap)	DAP	09 Oct   17.49 IST	33,900	- 400	+ 3,000	- 200
Ex-Durgapur	HMS(80:20)	DAP	09 Oct   17.49 IST	35,350	- 250	+ 1,850	+ 200
Ex-Raipur	End Cutting	DAP	09 Oct   17.49 IST	37,500	- 200	+ 2,100	- 50
	HMS(80:20)	DAP	09 Oct   17.49 IST	35,500	- 200	+ 2,100	- 50
Ex-Ahmedabad	HMS(80:20)	DAP	09 Oct   17.49 IST	34,300	- 200	+ 1,300	- 200
	CR Busheling (Bundle)	DAP	09 Oct   17.49 IST	38,700	- 100	+ 1,200	- 100
Ex-Alang	HMS(80:20)	Ex-Yard	09 Oct   17.49 IST	35,000	- 300	+ 1,000	- 700
Ex-Jalna	CR Busheling (Loose)	DAP	09 Oct   17.49 IST	36,700	- 400	+ 700	+ 400
	HMS(80:20)	DAP	09 Oct   17.49 IST	33,700	- 400	+ 700	+ 400
Ex-Mumbai	HMS(80:20)	DAP	09 Oct   17.49 IST	34,000	0	+ 1,500	+ 1,000
Ex-Chennai	HMS(90:10)	DAP	09 Oct   17.49 IST	34,000	0	- 100	- 500
	CR Busheling (Bundle)	DAP	09 Oct   17.49 IST	35,300	0	0	- 1,000
	Turning Boring Scrap	DAP	09 Oct   17.49 IST	31,100	0	+ 100	+ 400
	HMS(80:20)	DAP	09 Oct   17.49 IST	32,200	- 100	+ 200	+ 400
Ex-Coimbatore	CI Scrap, Mixed Size	DAP	09 Oct   17.49 IST	37,100	0	+ 100	- 600
Ex-Hyderabad	HMS(80:20)	DAP	09 Oct   17.49 IST	33,500	0	+ 2,700	+ 3,000
	HMS(90:10)	DAP	09 Oct   17.49 IST	35,000	0	+ 2,700	+ 3,000
Ex-Bhilai	9-13 Meters, 60 KG	Ex-works	23 Sep   19.00 IST	41,000	0	- 2,700	- 150

## Mill Scale (India)

Indian prices (in INR/MT)							
Ex Plant, Raipur	Fines, Fe 70/68%	EXW	09 Oct   18.16 IST	7,300	+ 50	+ 150	+ 500
Ex-Kandla	Fines, Fe 70/68%	DAP	09 Oct   18.16 IST	6,950	0	+ 500	+ 225

## Sponge Iron (Global)

Particular/Delivery	Size/Grade	Delivery	As On	Price	Change	1M	3M
Global prices (in USD/MT)							
CNF Bangladesh	FeM 80% (+/-1), 100% lumps	-	03 Oct   17.47 IST	\$396	+ 32	+ 35	+ 39
CNF Nepal	Mix (70% lumps, 30% fines), FeM 80% (+/-1)	-	03 Oct   17.47 IST	\$386	+ 15	+ 41	+ 41

## Melting Scrap (Global)

Global prices (in USD/MT)							
FOB Europe	HMS 80:20 (Bulk)	-	09 Oct   17.06 IST	\$356	+ 6	+ 13	- 2
FOB USA	HMS 80:20	-	09 Oct   17.06 IST	\$359	0	+ 14.2	- 2.6
	Shredded	-	09 Oct   17.06 IST	\$379	0	+ 14.2	- 2.6
CNF Bangladesh	H2 (Bulk, Japan origin)	-	03 Oct   18.34 IST	\$365	0	- 12	NA
	HMS 80:20 (Bulk, US Origin)	-	09 Oct   18.52 IST	\$385	+ 5	+ 4	NA
	HMS 80:20 (Containers, Europe Origin)	-	09 Oct   18.52 IST	\$396	+ 1	+ 4.4	- 9
	Shredded (Containers, UK Origin)	-	09 Oct   18.52 IST	\$408	+ 1	+ 6.2	- 17.75
CNF China	H2	-	09 Oct   12.03 IST	\$293	0	- 29.8	- 32
	HMS 80:20 (Bulk)	-	09 Oct   12.03 IST	\$345	+ 2	0	- 3.2
	Shredded	-	09 Oct   12.03 IST	\$395	0	- 14	- 15
CNF India	HMS 80:20 (Europe Origin, Containers)	-	09 Oct   18.52 IST	\$385	+ 1	+ 15.8	- 4
	HMS 80:20 (West Africa Origin, Containers)	-	09 Oct   18.52 IST	\$383	+ 2	+ 16.4	- 5.6
	HMS 80:20 (West Africa Origin, Containers)	-	09 Oct   18.52 IST	\$385	+ 2	+ 14.6	- 6.4
	Shredded (Europe Origin, Containers)	-	09 Oct   18.52 IST	\$405	0	+ 12	- 10.2
	Shredded (US Origin, Containers)	-	09 Oct   18.52 IST	\$400	0	+ 12.4	- 10.8
CNF Pakistan	Shredded (Containers, Europe Origin)	-	09 Oct   18.52 IST	\$408	+ 1	+ 8.8	- 21.33
CNF Taiwan	HMS 80:20 (US Origin, Containers)	-	09 Oct   11.12 IST	\$310	- 5	- 15	- 37
CNF Thailand	HMS 70:30	-	29 Jan   17.41 IST	\$352	+ 2	NA	NA
CNF Turkey	HMS 80:20 (Bulk, US Origin)	-	09 Oct   18.52 IST	\$386	0	+ 15.8	- 4.8

CNF Vietnam	H2, (Bulk, Japan origin)	-	07 Oct   18.45 IST	\$335	0	-18	-30
	HMS 80:20 (Bulk, US Origin)	-	07 Oct   18.45 IST	\$365	+10	+1	-18

## Pig Iron (Global)

Particular/Delivery	Size/Grade	Delivery	As On	Price	Change	1M	3M
Global prices (in USD/MT)							
FOB Black Sea	Steel Grade	-	05 Oct   13.56 IST	\$348	-4	-34	-67
FOB Brazil	Steel Grade	-	05 Oct   13.56 IST	\$432	-5	-5	-13
CNF Italy	Steel Grade	-	05 Oct   13.59 IST	\$396	-4	-34	-62

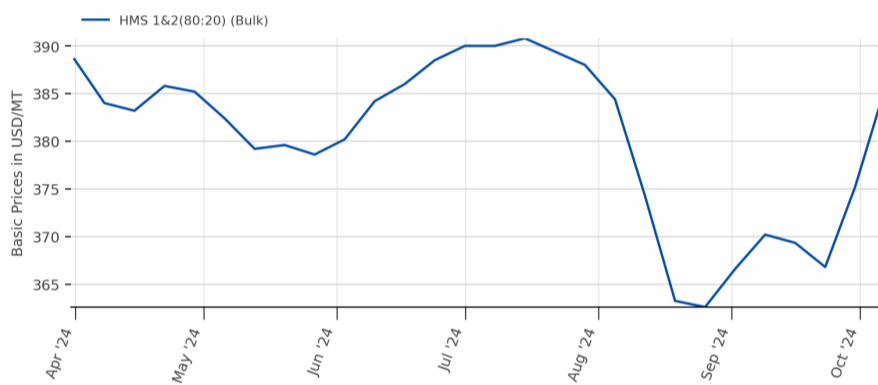
Weekly Assessment,, \*Tender Prices in export

## Ship Breaking (Global)

Global prices (in USD/MT)							
CNF Bangladesh	Containers	-	08 Oct   12.08 IST	\$490	-10	-30	-50
	Tanker	-	08 Oct   12.08 IST	\$480	-10	-30	-50
CNF India	Containers	-	08 Oct   12.08 IST	\$510	0	0	-20
	Tanker	-	08 Oct   12.08 IST	\$500	0	0	-20
CNF Pakistan	Containers	-	08 Oct   12.08 IST	\$500	+10	0	-20
	Tanker	-	08 Oct   12.08 IST	\$490	+10	0	-20
CNF Turkey	Containers	-	08 Oct   12.08 IST	\$350	+20	+20	-30
	Tanker	-	08 Oct   12.08 IST	\$340	+20	+20	-30

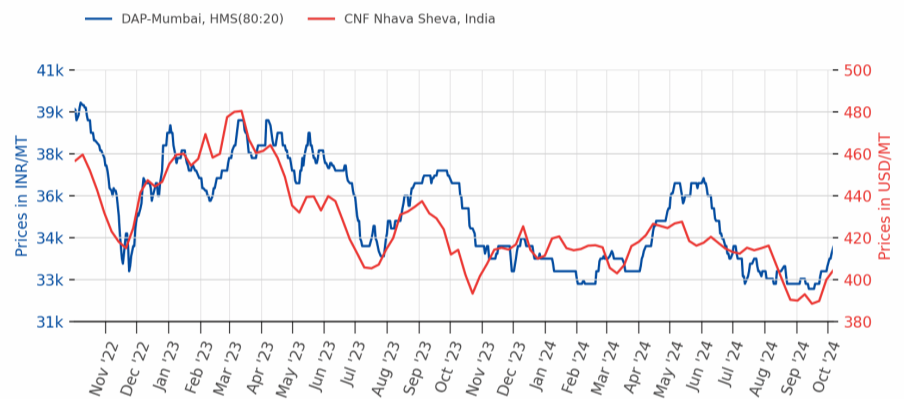
Note:- W-O-W: Week On Week, 1M: Change over last month, 3M: Change over last 3 months

Melting Scrap, CNF Turkey



Source:BigMint

Melting Scrap DAP Mumbai/CNF India



Source:BigMint



**South Asia: Imported shredded scrap offers from UK/Europe**

Offers in \$/t, CFR

India Pakistan Bangladesh Turkiye HMS(80:20)(US)

Source: BigMint

**South Asia: Imported ferrous scrap offers remain largely stable d-o-d across markets**

2024-10-09

[READ MORE](#)

**Bangladesh: Imported scrap vs domestic rebar price trend**

Prices in \$/t

Containerised shredded UK/EU origin, CFR Domestic rebar price Bulk HMS (80:20) CFR Turkiye

Source: BigMint

**Bangladesh: Imported ferrous scrap prices rise up to \$5/t w-o-w; demand dull amid construction halts**

2024-10-09

[READ MORE](#)

**Japan: Kanto Tetsugen scrap export tender price**

Allotted Quantity Price

JPY 45,680/t +JPY 2,980/t

Source: BigMint

**Japan's Kanto scrap export tender bids for Oct'24 rebounds amid JPY appreciation and positive outlook**

2024-10-09

[READ MORE](#)

**India: Melting scrap index DAP-Mandi Gobindgarh (End Cutting vs Billet)**

Prices in INR/t

End Cutting Scrap Billet (100x100 mm) Spread(RHS)

End Cutting - INR 38,700/t (-600) 9 Oct '24

Source: BigMint

**India: BigMint's ferrous scrap index declines by INR 600/t amid muted steel demand - 9 Oct**

2024-10-09

[READ MORE](#)

**India Sponge iron price & trade volume**

Quantity in t Prices in INR/t

Bellary (PDR) Raipur (PDR) Durgapur (PDR) Bellary Raipur Durgapur

Source: BigMint Research

**India: Sponge iron prices fall by INR 100-550/t d-o-d on weak market sentiment- 9 Oct**

2024-10-09

[READ MORE](#)

**भारत राजपत्र The Gazette of India**

EXTRAORDINARY

PART II - Section 3 - Sub-section (ii)

**NOTIFICATION**  
New Delhi, the 8th October, 2024  
No. 06/2024-Central Tax (Rate)

S. No.	HSN Code	Description	Tax Rate	Applicable to
8	72, 73, 74, 75, 76, 77, 78, 79, 80, or 81	Metal Scrap	Any unregistered person	Any registered person

This notification shall come into force on the 10 October 2024

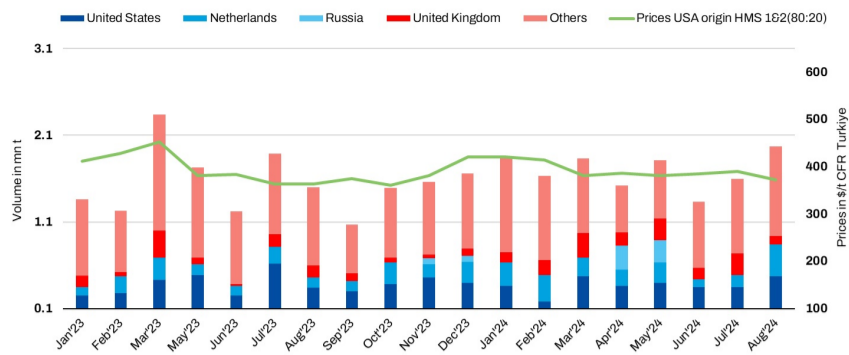
**India: Ministry of Finance announces amendments to GST regulations- updated**

2024-10-09

[READ MORE](#)



### Turkiye imported ferrous scrap volume



Source: BigMint

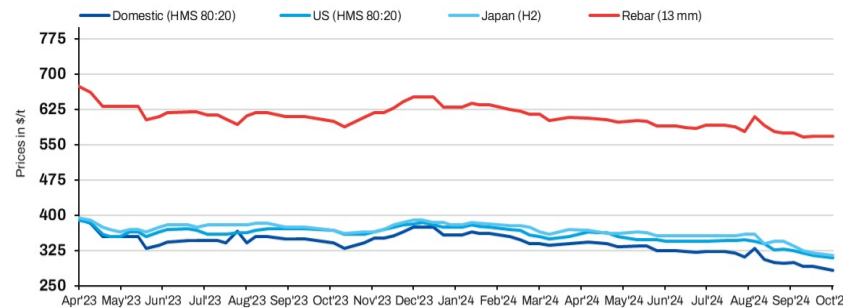
**Turkiye: Ferrous scrap imports surge over 20% m-o-m in Aug'24**

2024-10-09

[READ MORE](#)



### Taiwan Feng Hsin scrap vs rebar prices



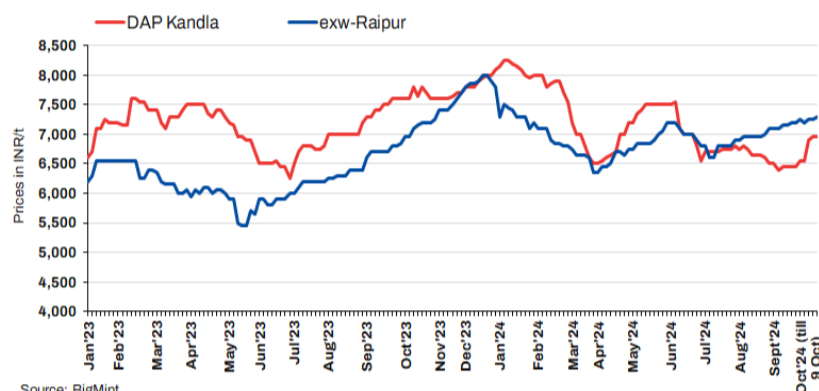
Source: Mysteel, BigMint

**Taiwan's Feng Hsin hikes rebar list prices by \$6/t**

2024-10-09

[READ MORE](#)

### India: Domestic mill-scale prices



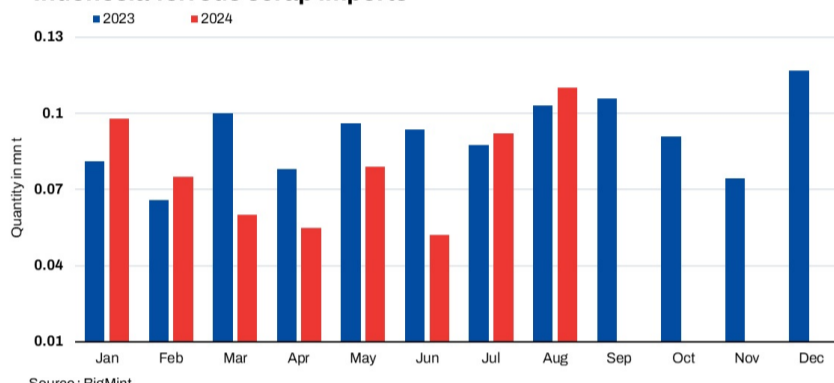
Source: BigMint

**India: Mill scale prices remain largely stable in Kandla, Raipur**

2024-10-09

[READ MORE](#)

### Indonesia ferrous scrap imports



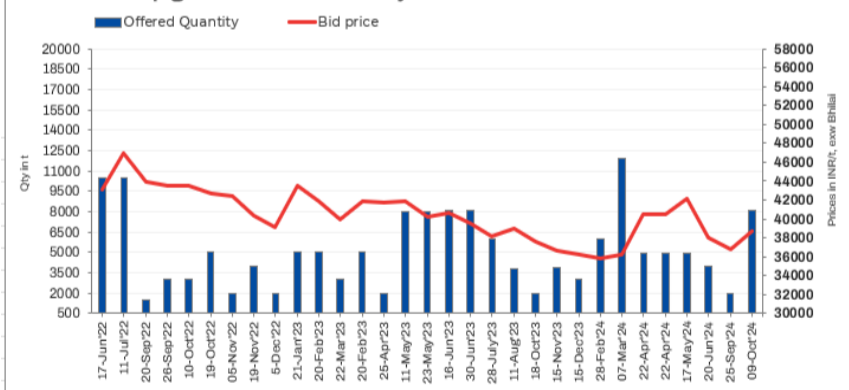
Source: BigMint

**Indonesia: Ferrous scrap imports rise sharply by 16% m-o-m in Aug'24**

2024-10-09

[READ MORE](#)

### SAIL Bhilai pig iron auction summary

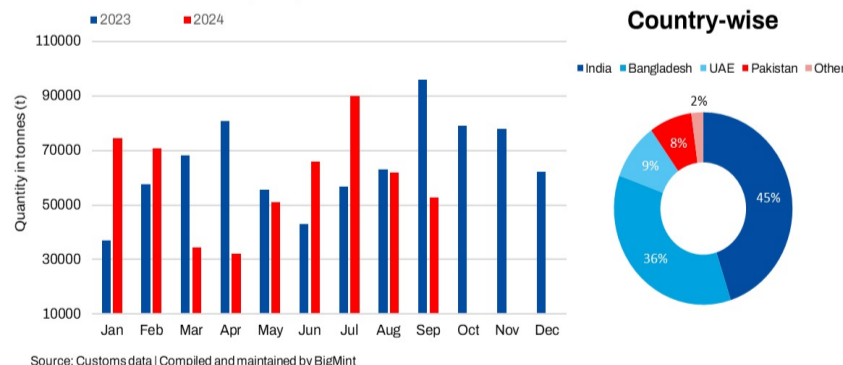


**India: Over 8,000 t of pig iron sold at SAIL-BSP's auction**

2024-10-09

[READ MORE](#)

### Brazil's ferrous scrap export volumes



Source: Customs data | Compiled and maintained by BigMint

**Brazil: Ferrous scrap exports drop 4% y-o-y in 9MCY'24**

2024-10-09

[READ MORE](#)

# Steel

## Ingots/Billet (India)

Region	Particular	INGOT				BILLET			
		Price	Change	W-O-W	1M	Price	Change	W-O-W	1M
Indian prices (in INR/MT) <span style="float: right;">As on 09 Oct 2024</span>									
North India	Ghaziabad	43,200	-300	+200	+3,300	-	-	-	-
North India	Ludhiana	44,900	-300	+100	+2,500	-	-	-	-
North India	Mandi Gobindgarh	44,200	-300	+700	+3,050	44,200	-300	+700	+3,050
North India	Muzaffarnagar	43,300	-400	+200	+3,600	-	-	-	-
East India	Rourkela	40,250	-550	+1,150	+3,800	40,700	-500	+1,000	+3,750
Central India	Raigarh	40,800	-350	+400	+3,800	41,000	-400	+350	+3,800
Central India	Raipur	41,400	-300	+450	+4,400	41,600	-350	+500	+4,400
West India	Ahmedabad	43,000	-300	+200	+3,300	43,800	-400	0	+3,500
West India	Jaipur	43,000	0	+800	+3,400	-	-	-	-
West India	Mumbai	44,000	-500	+800	+4,300	44,500	-500	+800	+4,300
East India	Durgapur	-	-	-	-	41,200	-200	+650	+3,400
East India	Kolkata	-	-	-	-	41,900	-200	+650	+3,400
West India	Bhavnagar	-	-	-	-	43,500	-400	+100	+3,500
West India	Goa	-	-	-	-	44,500	+500	+2,000	+4,000
West India	Jalna	-	-	-	-	44,800	-200	+1,100	+4,800
South India	Chennai	-	-	-	-	45,000	0	+1,000	+3,500
South India	HINDPUR	-	-	-	-	44,300	0	+100	+3,800
South India	Hyderabad	-	-	-	-	43,000	0	+200	+4,000
Eastern India	Ramgarh	-	-	-	-	41,300	-450	+700	+3,500

All prices are basic, GST @ 18% extra. Ingot - 3.5"\*4.5", Commercial Grade, Billet - 100\*100

## Rebar (India)

Particular/Delivery	Size/Grade	Delivery	As On	Price	PRICE @ 18%GST	Change	1M	3M
Indian prices (in INR/MT)								
Exy-Delhi/NCR	12-32mm, BF Route, IS 1786 Fe 550D	Ex-Yard	04 Oct   17.32 IST	53,500	63,100	+2,300	+2,700	-1,200
	12-32mm, BF Route, IS 1786 Fe 500D	Ex-Yard	04 Oct   17.32 IST	53,500	63,100	+2,300	+2,700	-1,200
Exy-Durgapur	12-32mm BF Route, IS 1786 Fe 500D	Ex-Yard	04 Oct   17.32 IST	52,000	61,400	+3,000	+3,300	-1,900
	12-32mm BF Route, IS 1786 Fe 550D	Ex-Yard	04 Oct   17.32 IST	52,000	61,400	+3,000	+3,300	-1,900
Exy-Ahmedabad	12-32mm BF Route, IS 1786 Fe 500D	Ex-Yard	04 Oct   17.32 IST	52,600	62,100	+1,700	+2,200	-1,900
	12-32mm BF Route, IS 1786 Fe 550D	Ex-Yard	04 Oct   17.32 IST	52,600	62,100	+1,700	+2,200	-1,900
Exy-Mumbai	12-32mm, BF Route, IS 1786 Fe 500D	Ex-Yard	04 Oct   17.32 IST	52,400	61,800	+1,900	+1,800	-1,900
	12-32mm, BF Route, IS 1786 Fe 550D	Ex-Yard	04 Oct   17.32 IST	52,400	61,800	+1,900	+1,800	-1,900
Exy-Bangalore	12-32mm, BF Route, IS 1786 Fe 550D	Ex-Yard	04 Oct   17.32 IST	53,600	63,200	+1,100	+2,500	-1,300
	12-32mm, BF Route, IS 1786 Fe 500D	Ex-Yard	04 Oct   17.32 IST	53,600	63,200	+1,100	+2,500	-1,300
Exy-Chennai	12-32mm, BF Route, IS 1786 Fe 500D	Ex-Yard	04 Oct   17.32 IST	53,700	63,400	+1,000	+2,900	-900
	12-32mm, BF Route, IS 1786 Fe 550D	Ex-Yard	04 Oct   17.32 IST	53,700	63,400	+1,000	+2,900	-900
Exy-Hyderabad	12-32mm, BF Route, IS 1786 Fe 500D	Ex-Yard	04 Oct   17.32 IST	52,600	62,100	+2,000	+2,600	-1,700
	12-32mm, BF Route, IS 1786 Fe 550D	Ex-Yard	04 Oct   17.32 IST	52,600	62,100	+2,000	+2,600	-1,700
Indian prices (in INR/MT)								
Ex-Delhi/NCR	12-25mm, IF Route, Fe 500, IS 1786	Ex-Works	09 Oct   17.33 IST	48,700	57,500	-300	+4,500	+1,600
Ex-Jaipur	12-25mm IF route, Fe 500, IS 1786	Ex-Works	09 Oct   13.37 IST	47,200	55,700	-200	+3,700	+1,600
Ex-Mandi Gobindgarh	12-25mm, IF Route, Fe 500, IS 1786	Ex-Works	09 Oct   13.37 IST	48,900	57,700	0	+2,900	+200
Ex-Muzaffarnagar	12-25mm, IF Route, Fe 500, IS 1786	Ex-Works	09 Oct   13.37 IST	47,800	56,400	-400	+4,600	+1,500
Ex-Durgapur	12-25mm, IF Route, Fe 500, IS 1786	Ex-Works	09 Oct   17.33 IST	44,700	52,700	-300	+4,600	+2,500
	12-25mm, IF Route, Fe 500D, IS 1786	Ex-Works	09 Oct   17.33 IST	46,800	55,200	-300	+4,600	+2,500
Ex-Rourkela	12-25mm, IF Route, Fe 500, IS 1786	Ex-Works	09 Oct   13.37 IST	45,500	53,700	0	+4,900	+3,500
	12-25mm, IF Route, Fe 500D, IS 1786	Ex-Works	09 Oct   13.37 IST	47,500	56,100	0	+1,000	-800
Ex-Raigarh	12-25mm, IF Route, Fe 500, IS 1786	Ex-Works	09 Oct   13.37 IST	45,600	53,800	-300	+5,000	+3,600
Ex-Raipur	12-25mm, IF Route, Fe 500D, IS 1786	Ex-Works	09 Oct   13.37 IST	49,100	57,900	-200	+4,800	+3,100
	12-25mm, IF Route, Fe 500, IS 1786	Ex-Works	09 Oct   17.33 IST	45,800	54,000	-500	+4,900	+3,500
Ex-Ahmedabad	12-25mm, IF Route, Fe 500, IS 1786	FOR	09 Oct   13.37 IST	48,200	56,900	0	+3,700	+1,000

Ex-Goa	12-25mm, IF Route, Fe 500, IS 1786	Ex-Works	09 Oct   13.37 IST	49,700	58,600	0	+ 3,700	+ 1,900
Ex-Jalna	12-25mm, IF Route, Fe 500, IS 1786	Ex-Works	09 Oct   13.37 IST	50,000	59,000	0	+ 5,300	+ 3,100
Ex-Mumbai	12-25mm, IF Route, Fe 500, IS 1786	Ex-Works	09 Oct   17.33 IST	49,600	58,500	-100	+ 3,900	+ 2,800
Ex-Bangalore	12-25mm, IF Route, Fe 550, IS 1786	Ex-Works	09 Oct   13.37 IST	49,800	58,800	0	+ 3,600	+ 2,900
	12-25mm, IF Route, Fe 550D, IS 1786	Ex-Works	09 Oct   13.37 IST	53,000	62,500	0	+ 3,500	+ 2,500
Ex-Chennai	12-25mm, IF Route, Fe 500, IS 1786	Ex-Works	09 Oct   13.37 IST	48,500	57,200	0	+ 2,500	+ 700
Ex-Hyderabad	12-25mm, IF Route, Fe 500, IS 1786	Ex-Works	09 Oct   13.37 IST	46,800	55,200	0	+ 3,800	+ 2,300
Ex-Patna	12-25mm IF route, Fe 500, IS 1786	Ex-Works	09 Oct   13.37 IST	45,600	53,800	0	+ 3,300	+ 1,300

## Structure (Medium & Small Scale Producers) (India)

Region/Zone	Particular	40 ANGLE	Change	1M	75 CHANNEL	Change	1M	200 BEAM	Change	1M
Indian prices (in INR/MT)										
North India	Ghaziabad	-	-	-	-	-	-	52,200	+ 200	+ 4,200
East India	Durgapur	46,800	0	+ 3,300	46,800	0	+ 3,300	47,450	0	+ 3,300
Central India	Raipur	-	-	-	47,400	0	+ 4,200	-	-	-
West India	Ahmedabad	48,800	0	+ 3,100	48,800	0	+ 3,100	-	-	-
West India	Mumbai	51,500	- 500	+ 4,000	52,300	- 500	+ 4,000	-	-	-
South India	Hyderabad	49,000	0	+ 2,600	48,600	0	+ 2,600	-	-	-

Indian Structure price assessment frequency has been increased from weekly to daily basis, All prices are basic, Commercial Grade, Basic Price GST @ 18% extra

## Wire Rod (India)

Particular	Size/Grade	Raipur	Change	W-O-W	Durgapur	Change	W-O-W
Indian prices (in INR/MT)							
SWRY 14 LC Gr 3, Induction route	5.5 mm	45,800	- 500	+ 100	45,000	- 200	+ 700
HB Wire, Induction route	12 Gauge	48,100	- 500	+ 100	47,500	- 200	+ 700
GI Wire, Induction route	12 Gauge	52,400	- 400	+ 300	55,000	- 200	+ 700
Binding Wire, Induction route	20 Gauge	54,600	- 400	+ 500	53,800	- 200	+ 700
Barbed Wire, Induction route	12*12 Gauge	54,400	- 400	+ 300	58,000	- 200	+ 700

Daily Assessment, Commercial Grade, Basic Price GST @ 18% extra

## HRC (India)

Particular/Delivery	Size/Grade	Delivery	As On	Price	Change	1M	3M
Indian prices (in INR/MT)							
Delhi	2.5-8mm / CTL, IS2062, Gr E250 Br.	Ex-stockyard	08 Oct   17.59 IST	48,500	+ 500	+ 350	- 3,800
	2.5-8mm / CTL, IS2062, Gr E350 Br.	Ex-stockyard	08 Oct   17.59 IST	51,500	+ 200	- 100	- 3,750
Faridabad	2.5-8mm / CTL, IS2062, Gr E250 Br.	Ex-stockyard	08 Oct   17.59 IST	48,500	+ 200	- 50	- 3,750
	1.8mm / CTL, IS2062, Gr E250 Br.	Ex-stockyard	08 Oct   17.59 IST	50,000	+ 200	- 100	- 3,750
Ludhiana	2.5-8mm / CTL, IS2062, Gr E250 Br.	Ex-stockyard	08 Oct   17.59 IST	48,800	+ 800	+ 50	- 4,500
Kolkata	2.5-8mm / CTL, IS2062, Gr E250 Br.	Ex-stockyard	08 Oct   17.59 IST	46,500	- 100	+ 100	- 4,800
Ahmedabad	2.5-8mm / CTL, IS2062, Gr E250 Br.	Ex-stockyard	08 Oct   17.59 IST	49,500	+ 200	- 350	- 3,800
	2.5-8mm / CTL, IS2062, Gr E250 Br.	Ex-stockyard	08 Oct   17.59 IST	48,600	+ 200	+ 100	- 3,500
Mumbai	1.8mm / CTL, IS2062, Gr E250 Br.	Ex-stockyard	08 Oct   17.59 IST	50,100	+ 200	+ 100	- 3,450
	2.5-8mm / CTL, IS2062, Gr E350 Br.	Ex-stockyard	08 Oct   17.59 IST	51,600	+ 200	+ 100	- 3,550
Bangalore	2.5-8mm / CTL, IS2062, Gr E250 Br.	Ex-stockyard	08 Oct   17.59 IST	51,500	0	+ 150	- 3,300
Chennai	2.5-8mm / CTL, IS2062, Gr E250 Br.	Ex-stockyard	08 Oct   17.59 IST	49,500	- 300	- 300	- 5,250
	1.8mm / CTL, IS2062, Gr E250 Br.	Ex-stockyard	08 Oct   17.59 IST	51,800	0	+ 100	- 4,450
Hyderabad	2.5-8mm / CTL, IS2062, Gr E250 Br.	Ex-stockyard	08 Oct   17.59 IST	48,700	+ 200	- 450	- 3,800

Weekly Assessment, Commercial Grade, \*Basic Price GST @ 18% extra.,

## CRC (India)

Particular/Delivery	Size/Grade	Delivery	As On	Price	Change	1M	3M
Indian prices (in INR/MT)							
Delhi	0.90mm / CTL, IS 513, CR1	Ex-stockyard	08 Oct   18.04 IST	56,500	0	- 150	- 4,300
Faridabad	0.90mm / CTL, IS 513, CR1	Ex-stockyard	08 Oct   18.04 IST	56,600	+ 400	- 100	- 3,150
	0.5mm / CTL, IS 513, CR1	Ex-stockyard	08 Oct   18.04 IST	58,100	+ 400	- 100	- 3,150
Ludhiana	0.90mm / CTL, IS 513, CR1	Ex-stockyard	08 Oct   18.04 IST	55,800	- 100	0	- 4,000
Kolkata	0.90mm / CTL, IS 513, CR1	Ex-stockyard	08 Oct   18.04 IST	53,000	0	+ 200	- 4,500
Ahmedabad	0.90mm / CTL, IS 513, CR1	Ex-stockyard	08 Oct   18.04 IST	56,800	+ 100	- 50	- 3,150

Mumbai	0.90mm / CTL, IS 513, CR1	Ex-stockyard	08 Oct   18.04 IST	55,600	-200	-450	-4,150
	0.5mm / CTL, IS 513, CR1	Ex-stockyard	08 Oct   18.04 IST	57,100	-200	-500	-4,150
Bangalore	0.9mm / CTL, IS 513, CR1	Ex-stockyard	08 Oct   18.04 IST	58,500	0	-1,100	-4,500
Chennai	0.90mm / CTL, IS 513, CR1	Ex-stockyard	08 Oct   18.04 IST	59,500	0	-1,000	-3,700
	0.5mm / CTL, IS 513, CR1	Ex-stockyard	08 Oct   18.04 IST	61,000	0	-1,000	-3,700
Hyderabad	0.90mm / CTL, IS 513, CR1	Ex-stockyard	08 Oct   18.04 IST	57,100	+200	-800	-4,250

Weekly Assessment, Commercial Grade, \*Basic Price GST @ 18% extra.,

## HR Plate (India)

Particular/Delivery	Size/Grade	Delivery	As On	Price	Change	1M	3M
Indian prices (in INR/MT)							
Delhi	60-100mm, Gr E350 Br.	Ex-stockyard	09 Oct   18.14 IST	60,500	+800	+200	-4,000
	5-10mm, Gr E350 Br.	Ex-stockyard	09 Oct   18.14 IST	52,500	+500	-500	-4,400
	20-40mm, Gr E350 Br.	Ex-stockyard	09 Oct   18.14 IST	56,700	+400	-200	-4,300
	60-100mm, Gr E250 Br.	Ex-stockyard	09 Oct   18.14 IST	57,000	+800	+200	-4,000
	5-10mm, Gr E250 Br.	Ex-stockyard	09 Oct   18.14 IST	49,000	+500	-500	-4,400
	20-40mm, Gr E250 Br.	Ex-stockyard	09 Oct   18.14 IST	53,200	+300	-200	-4,200
Mumbai	60-100mm, Gr E350 Br.	Ex-stockyard	09 Oct   18.14 IST	60,700	+500	-200	-3,500
	5-10mm, Gr E350 Br.	Ex-stockyard	09 Oct   18.14 IST	52,700	+200	-1,300	-4,400
	20-40mm, Gr E350 Br.	Ex-stockyard	09 Oct   18.14 IST	57,100	+900	+200	-3,200
	60-100mm, Gr E250 Br.	Ex-stockyard	09 Oct   18.14 IST	57,700	+1,000	+300	-3,100
	5-10mm, Gr E250 Br.	Ex-stockyard	09 Oct   18.14 IST	49,200	+200	-1,300	-4,400
	20-40mm, Gr E250 Br.	Ex-stockyard	09 Oct   18.14 IST	54,000	+1,300	+500	-2,900

Weekly Assessment, Commercial Grade, Basic Price GST @ 18% extra

## GP (India)

Indian prices (in INR/MT)							
Delhi	0.7mm / CTL, 120 GSM, IS277	Ex-stockyard	03 Oct   17.56 IST	58,000	+500	-1,100	-6,600
	0.6mm / CTL, 120 GSM, IS277	Ex-stockyard	03 Oct   17.56 IST	59,300	+500	-1,300	-6,600
Mumbai	0.8mm / CTL, 120 GSM, IS277	Ex-stockyard	03 Oct   17.56 IST	57,000	-200	-3,300	-6,500
	0.6mm / CTL, 120 GSM, IS277	Ex-stockyard	03 Oct   17.56 IST	58,200	-200	-3,600	-6,800
Chennai	0.8-1.6mm / CTL, 120gsm, IS277	Ex-stockyard	03 Oct   17.56 IST	61,300	0	-2,200	-7,200
	0.6mm / CTL, 120 GSM, IS277	Ex-stockyard	03 Oct   17.56 IST	62,800	0	-2,200	-7,200
Hyderabad	0.8mm / CTL, 120 GSM, IS277	Ex-stockyard	03 Oct   17.56 IST	60,800	0	-1,700	-6,500
	0.6mm / CTL, 120 GSM, IS277	Ex-stockyard	03 Oct   17.56 IST	62,300	0	-1,700	-6,500

## PPGI (India)

Particular/Delivery	Size/Grade	Delivery	As On	Price	Change	1M	3M
Indian prices (in INR/MT)							
Delhi	0.5mm / CTL, 90 GSM, IS14246	Ex-stockyard	03 Oct   18.02 IST	67,000	0	-2,000	-6,900
Mumbai	0.5mm / CTL, 90 GSM, IS14246	Ex-stockyard	03 Oct   18.02 IST	66,000	0	-3,000	-6,900

## MS Pipes (India)

Indian prices (in INR/MT)							
Exy-Raipur	2.2-6mm, IS 1239,IS 1161 (HR Coil Based)	Ex-Yard	09 Oct   18.05 IST	51,000	0	0	-6,500
Ex-Raipur	41-60 OD (Patra Based)	Ex-works	09 Oct   16.02 IST	44,000	-500	+3,500	+500
Ex-Mandi Gobindgarh	41-60 OD (Patra Based)	Ex-works	09 Oct   16.02 IST	45,600	-300	+2,600	-1,900
Exy-Delhi	2.2-6mm, IS 1239,IS 1161 (HR Coil Based)	Ex-Yard	09 Oct   18.05 IST	52,000	0	-500	-6,500
Exy-Raipur	2.2-6mm, IS 1239,IS 1161 (HR Coil Based)	Ex-Yard	09 Oct   18.05 IST	51,000	0	0	-6,500
Exy-Mumbai	2.2-6mm, IS 1239,IS 1161 (HR Coil Based)	Ex-Yard	09 Oct   18.05 IST	51,000	0	0	-6,500
Exy-Pune	2.2-6mm, IS 1239,IS 1161 (HR Coil Based)	Ex-Yard	09 Oct   18.05 IST	51,000	0	0	-6,500
Exy-Bangalore	2.2-6mm, IS 1239,IS 1161 (HR Coil Based)	Ex-Yard	09 Oct   18.05 IST	52,000	0	-500	-5,500
Exy-Hyderabad	2.2-6mm, IS 1239,IS 1161 (HR Coil Based)	Ex-Yard	09 Oct   18.05 IST	52,000	0	0	-6,000

## Billet (Global)

Particular/Delivery	Size/Grade	Delivery	As On	Price	Change	1M	3M
Global prices (in USD/MT)							
FOB India	150*150, 3SP/4SP	-	04 Oct   19.13 IST	\$470	+5	0	NA
FOB Iran	130*130, 3SP	-	08 Oct   18.36 IST	\$454	0	-11	-24
FOB Russia	130*130, 3SP	-	08 Oct   18.36 IST	\$470	+10	+10	-30
CNF Nepal	100*100, IS 2831 (IF Grade)	-	08 Oct   18.32 IST	\$518	+1	+41	+22.5
CNF Philippines	150*150, 3SP	-	08 Oct   18.32 IST	\$505	0	+47.5	+11
CNF Turkey	120*120	-	08 Oct   18.32 IST	\$490	+10	+15	-25

Weekly Assessment



## Rebar (Global)

Particular/Delivery	Size/Grade	Delivery	As On	Price	Change	1M	3M
Global prices (in USD/MT)							
FOB Turkey	12-32mm, Commercial	-	04 Oct   12.04 IST	\$610	+ 20	+ 25	+ 30

## Wire Rod (Global)

Particular/Delivery	Size/Grade	Delivery	As On	Price	Change	1M	3M
Global prices (in USD/MT)							
CNF Nepal	5.5-6.0mm, Commercial Grade	-	05 Oct   13.21 IST	\$555	+ 15	+ 30	+ 17
	6-8 mm, ASTM A510 SAE 1008	-	05 Oct   13.21 IST	\$610	+ 30	+ 30	+ 20

## HRC (Global)

Particular/Delivery	Size/Grade	Delivery	As On	Price	Change	1M	3M
Global prices (in USD/MT)							
CNF Bangladesh	2mm, SAE 1006 (China origin)	-	08 Oct   18.44 IST	\$595	+ 30	+ 90	+ 40
CNF Dubai	2mm, SAE1006 (India origin), SAE1006	-	08 Oct   18.44 IST	\$540	- 55	NA	NA
CNF Europe	3-4mm, S235JR	-	08 Oct   18.44 IST	\$560	+ 30	+ 55	- 5
	3mm+, S275	-	08 Oct   18.44 IST	\$603	0	0	- 47
CNF India	2-12 mm, SS400 (China Origin)	-	08 Oct   18.44 IST	\$570	+ 30	+ 90	+ 25
	3mm, SS400 (South Korea Origin)	-	08 Oct   18.44 IST	\$530	0	NA	- 40
CNF Nepal	2mm, SAE1006 (India origin), SAE1006	-	08 Oct   18.44 IST	\$545	+ 5	+ 1	- 75
CNF Pakistan	2mm, SS400 (China origin), SS400	-	08 Oct   18.44 IST	\$560	+ 55	+ 88	+ 24
	2mm, SS400 (Japan origin), SS400	-	08 Oct   18.44 IST	\$520	+ 10	NA	NA
CNF UAE	2mm, SAE1006 (China Origin)	-	08 Oct   18.44 IST	\$570	+ 60	+ 80	+ 18
CNF Vietnam	2 mm, SAE 1006 (Formosa, skin pass)	-	08 Oct   16.19 IST	\$550	+ 33	NA	NA
	2-20mm, SAE 1006 (India Origin)	-	09 Apr   18.25 IST	\$567	0	NA	NA
	2-3mm, SAE 1006 (China Origin)	-	08 Oct   18.44 IST	\$545	+ 45	+ 75	+ 20
	Thickness - 2-6 mm, Width - 1.1-1.3m	-	03 Oct   10.47 IST	\$550	+ 35	NA	NA
FOB Black Sea	3mm, SAE1006	-	08 Oct   18.41 IST	\$505	+ 35	+ 35	- 40
FOB China	3-12mm, SS400	-	08 Oct   18.41 IST	\$540	+ 30	+ 90	+ 30
FOB India	2.5 mm, SAE1006	-	23 Apr   18.30 IST	\$560	0	NA	NA
FOB Japan	2mm, SS400	-	08 Oct   18.41 IST	\$495	+ 10	- 5	- 45
FOB South Korea	1.6-2.5mm, SAE 1006	-	08 Oct   18.41 IST	\$500	0	NA	- 50

## CRC (Global)

Particular/Delivery	Size/Grade	Delivery	As On	Price	Change	1M	3M
Global prices (in USD/MT)							
FOB China	0.90mm, SPCC	-	09 Oct   18.14 IST	\$600	+ 35	+ 80	+ 30
FOB India	0.9 mm, IS 513 Gr.O	-	09 Oct   18.14 IST	\$640	+ 15	- 5	- 35
FOB Russia	0.90mm, SPCC	-	09 Oct   18.14 IST	\$610	+ 35	+ 40	- 27

## HR Plate (Global)

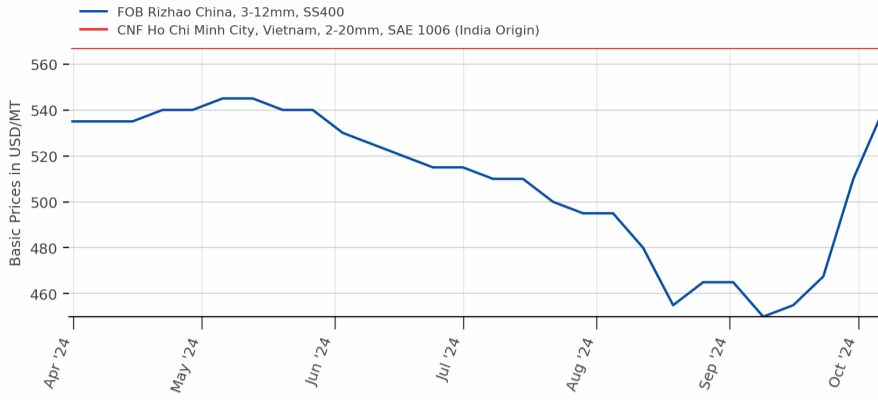
Particular/Delivery	Size/Grade	Delivery	As On	Price	Change	1M	3M
Global prices (in USD/MT)							
FOB China	5-10mm, SS 400	-	09 Oct   18.17 IST	\$535	+ 25	+ 65	+ 5

## GP (Global)

Particular/Delivery	Size/Grade	Delivery	As On	Price	Change	1M	3M
Global prices (in USD/MT)							
FOB China	DX51D+z80, Width 1,000-1,500 mm, thickness 0.5-2mm	-	03 Oct   17.42 IST	\$610	+ 25	+ 25	- 20
FOB India	Width 900-1250mm, thickness 0.50mm, DX51D+z80, BS EN 10142:2000	-	03 Oct   17.42 IST	\$735	0	- 10	- 45

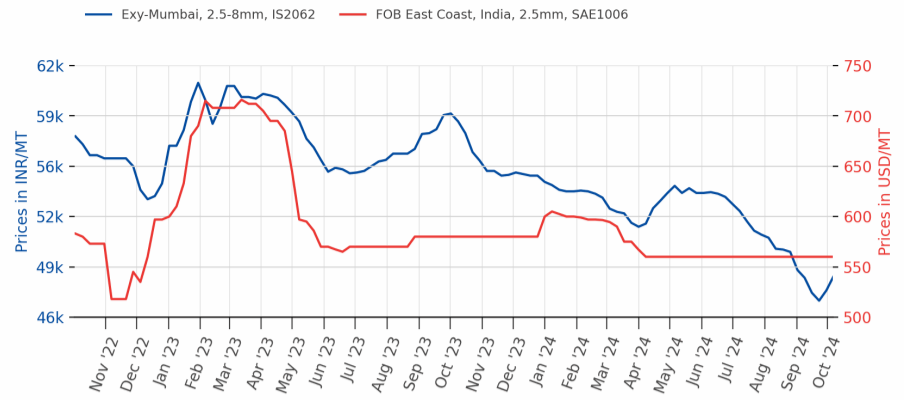
Note:- W-O-W: Week On Week, 1M: Change over last month, 3M: Change over last 3 months

HRC



Source:BigMint

Prices of HRC Exy Mumbai/FOB India



Source:BigMint



### Indian and Chinese CRC export offers FOB basis

Source: BigMint  
As assessed on 09 Oct'24

**India: CRC export offers to Europe increase w-o-w amid recent deal**

2024-10-09

[READ MORE](#)

### India: Billet index (daily), exw Raipur

Source: BigMint  
Note: Billet trade volumes (provisional) recorded by BigMint

**India: BigMint's billet index declines by INR 350/t amid limited buying - 9 Oct**

2024-10-09

[READ MORE](#)

### Indian DRI, billet and rebar prices, Exw Raipur

Source: BigMint

**Indian DRI, billet, and rebar update - 9 Oct**

2024-10-09

[READ MORE](#)

### India: Brandwise rebar offers

**India's brand-wise rebar offers from BF and IF route mills - 9 Oct**

2024-10-09

[READ MORE](#)

**Near-term outlook on China's key steel products**

**Near-term outlook on China's steel products**

2024-10-09

[READ MORE](#)

### China Domestic Billet Price

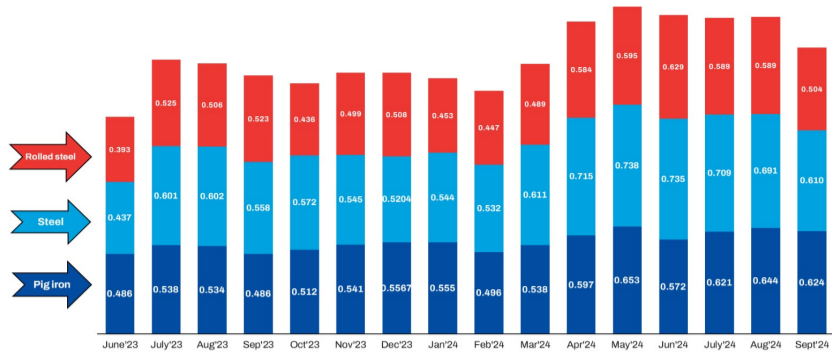
Source: BigMint

**China: Steel billet prices decline by RMB 80/t (\$11/t) d-o-d**

2024-10-09

[READ MORE](#)

### Ukraine steelmaker's production (in mnt)



Source: Ukraine's customs data from GMK Center

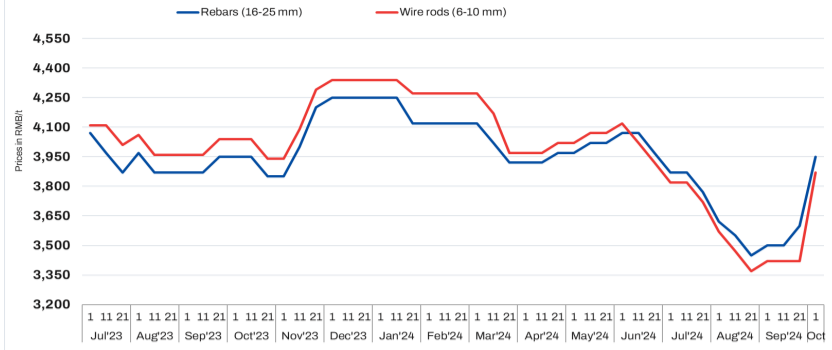
mnt: million tonnes

**Ukraine: Rolled steel production decreases by 3% y-o-y in Sep'24**

2024-10-09

[READ MORE](#)

### China: Shagang Steel rebar and wire rod prices



Source: BigMint

**China: Shagang Steel hikes rebar prices by \$50/t for early Oct'24**

2024-10-09

[READ MORE](#)

### China Domestic Billet Price



Source: BigMint

**China: Steel billet prices inch up by RMB 10/t (\$1/t) despite fall in rebar futures**

2024-10-08

[READ MORE](#)

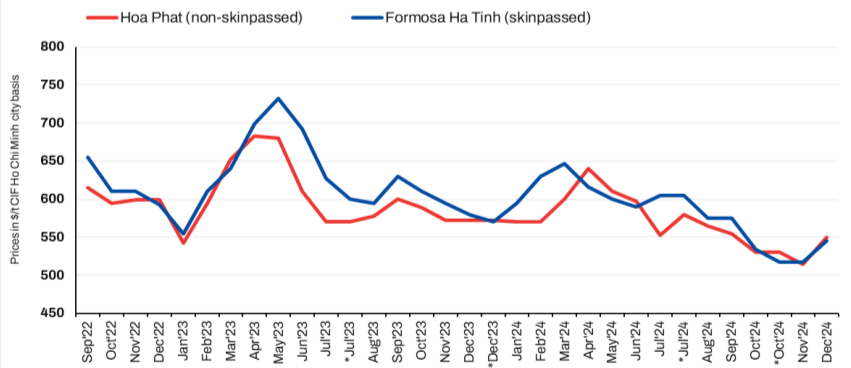


**India: JSW Steel hikes rebar prices by INR 1,000/t (\$12/t)**

2024-10-08

[READ MORE](#)

### Vietnam: Domestic mills' HRC (SAE1006) price announcement



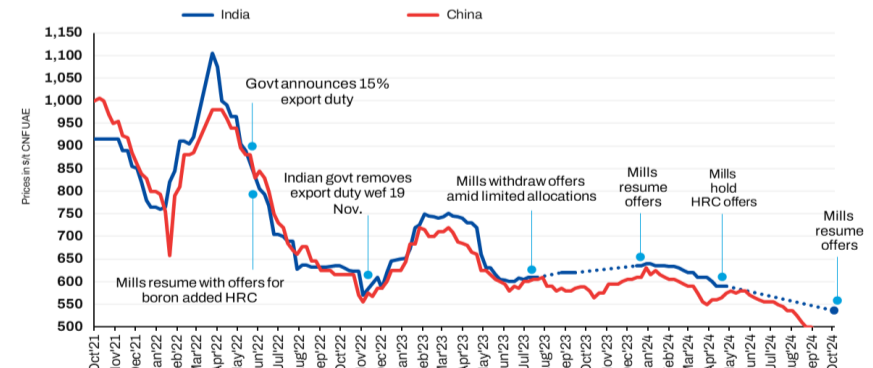
Source: BigMint

**Vietnam: Formosa Ha Tinh raises HRC offers for Dec'24 sales**

2024-10-08

[READ MORE](#)

### Imported HRC (SAE1006) offers to UAE from India and China



As assessed on 07 Oct'24 | Source: BigMint

**Indian mills resume HRC export offers to ME after long pause**

2024-10-07

[READ MORE](#)

## Ferro Alloy

### Manganese Ore (India)

Particular/Delivery	Size/Grade	Delivery	As On	Price	Change	1M	3M
Indian prices (in INR/MT)							
MOIL	Lumps, Mn 37%, Fe 7.5%	Ex-Mines	01 Oct   15.52 IST	13,517	+ 643	+ 643	NA
	6-80 mm, Lumps, Mn 30%	Ex-Mines	01 Oct   15.52 IST	6,638	+ 316	+ 316	NA
	6-80 mm, Lumps, Mn 46%	Ex-Mines	01 Oct   15.52 IST	18,032	- 4,508	- 4,508	NA
	Lumps, Lumps, Mn 44%, Fe 7%	Ex-Mines	01 Oct   15.52 IST	17,249	- 4,312	- 4,312	NA

Weekly Assessment, Prices Ex-Mines Basis Including Royalty

### Chrome Ore (India)

Particular/Delivery	Size/Grade	Delivery	As On	Price	Change	1M	3M
Indian prices (in INR/MT)							
Ex-Jajpur (OMC-eAuction)	Friable 50-52%	Ex-Mines	21 Aug   18.29 IST	24,252	- 521	0	NA
	Lumps, Friable 48-50%	Ex-Mines	20 Sep   14.29 IST	26,864	+ 3,143	+ 3,143	NA
	Friable 54%+	Ex-Mines	20 Sep   14.29 IST	38,011	- 74	- 74	NA
	Friable 52-54%	Ex-Mines	20 Sep   14.29 IST	32,189	- 1,930	- 1,930	NA

OMC E-Auction Prices Including Royalty

### Silico Manganese (India)

Particular/Delivery	Size/Grade	Delivery	As On	Price	Change	1M	3M
Indian prices (in INR/MT)							
Ex-Durgapur	10-150 mm, MC (Mn 53% min.)	Ex-Works	10 Oct   10.16 IST	83,300	+ 4,000	+ 4,700	+ 1,700
	10-150 mm, LC (Mn 55% min.)	Ex-Works	10 Oct   10.16 IST	88,000	+ 1,200	+ 4,300	+ 1,700
	25-150 mm, HC 60-14	Ex-Works	09 Oct   18.41 IST	69,500	0	+ 3,500	+ 720
	10-50 MM, HC 60-14	Ex-Works	09 Oct   18.41 IST	70,000	0	+ 3,500	+ 720
Ex-Raipur	25-150 mm, HC 60-14	Ex-Works	09 Oct   18.41 IST	70,000	- 200	+ 3,600	+ 360
Ex-Vizag	25-150 mm, HC 60-14	Ex-Works	09 Oct   18.41 IST	70,000	- 200	+ 3,780	+ 880

Weekly Assessment; All Prices are basic; GST @ 18% extra

### Ferro Manganese (India)

Particular/Delivery	Size/Grade	Delivery	As On	Price	Change	1M	3M
Indian prices (in INR/MT)							
Ex-Durgapur	10-150 mm, MC (Mn 70% min)	Ex-Works	03 Oct   18.58 IST	99,200	+ 1,200	- 800	- 11,400
	25-150 mm, HC 70%	Ex-Works	09 Oct   18.38 IST	71,200	- 300	- 340	- 6,560
Ex-Raipur	25-150 mm, HC 70%	Ex-Works	09 Oct   18.38 IST	71,700	- 300	- 10	- 6,320

Weekly Assessment; All Prices are basic; GST @ 18% extra

### Ferro Chrome (India)

Particular/Delivery	Size/Grade	Delivery	As On	Price	Change	1M	3M
Indian prices (in INR/MT)							
Ex-Durgapur	10-60 mm, LC 60%	Ex-Works	03 Oct   18.57 IST	215,250	+ 1,850	- 2,750	- 9,250
Ex-Jajpur	10-150mm, HC 60%, Si- 4%	Ex-Works	09 Oct   10.15 IST	110,700	- 600	+ 3,800	+ 2,000
	10-150mm, HC 60%, Si - 2%	Ex-Works	03 Oct   18.57 IST	116,800	+ 1,100	+ 2,300	+ 2,600

Weekly Assessment; All Prices are basic; GST @ 18% extra

### Ferro Silicon (India)

Particular/Delivery	Size/Grade	Delivery	As On	Price	Change	1M	3M
Indian prices (in INR/MT)							
Ex-Guwahati	25-150 mm, FeSi 70%	Ex-Works	07 Oct   18.46 IST	106,000	+ 2,000	+ 17,750	+ 13,750
Ex-Bhutan	25-150 mm, FeSi 70%	Ex-Works	07 Oct   18.46 IST	106,500	+ 4,000	+ 17,750	+ 13,300

Weekly Assessment; All Prices are basic; GST @ 18% extra

### Manganese Ore (Global)

Particular/Delivery	Size/Grade	Delivery	As On	Price	Change	1M	3M
Global prices (in USD/MT)							
CNF China	Lumps, Mn 37% (USD/dmtu)	-	05 Oct   11.44 IST	\$3.75 /dmtu	0	- 0.09	- 1.45
	Lumps, Mn 44% (USD/dmtu)	-	05 Oct   11.44 IST	\$4.9 /dmtu	0	- 1.06	- 3.95



<b>CNF India</b>	Lumps, Mn 37%, (South African origin) (USD/dmtu)	-	05 Oct   11.44 IST	\$3.9 /dmtu	0	-0.1	-1.4
	Lumps, Mn 44% (USD/dmtu)	-	05 Oct   11.44 IST	\$5.05 /dmtu	0	-1	-3.95
	Lumps, Mn 46%, (USD/dmtu)	-	05 Oct   11.44 IST	\$5.4 /dmtu	0	-1.05	-4.2

Weekly Assessment

## Chrome Ore (Global)

Global prices (in USD/MT)							
<b>CNF China</b>	Conc 40-42%, S. Africa	-	08 Oct   18.17 IST	\$270	0	-30	-50
	Conc 46-48%, Turkish	-	08 Oct   18.17 IST	\$410	0	-5	-25

Weekly Assessment

## Silico Manganese (Global)

Global prices (in USD/MT)							
<b>FOB India</b>	25-150 mm, HC 60-14	-	09 Oct   18.39 IST	\$847	-13	+35.6	-10.4
	25-150 mm, HC 65-16	-	09 Oct   18.39 IST	\$940	-2	+24.4	-56

Weekly Assessment

## Ferro Manganese (Global)

Global prices (in USD/MT)							
<b>FOB India</b>	25-150 mm, HC 70%	-	09 Oct   18.43 IST	\$862	0	-8.4	-98
	25-150 mm, HC 75%	-	09 Oct   18.43 IST	\$945	+2	+10	-80.4

Weekly Assessment

## Ferro Chrome (Global)

Global prices (in USD/MT)							
<b>CNF China</b>	10-150mm, HC 60% (cents/lb)	-	09 Oct   10.16 IST	¢93 /lb	0	-1.25	-5.5
<b>CNF Japan</b>	10-50mm, HC 60% (cents/lb)	-	09 Oct   10.16 IST	¢97 /lb	0	-3	-6
<b>CNF South Korea</b>	10-50mm, HC 60% (cents/lb)	-	09 Oct   10.16 IST	¢96 /lb	0	-2	-6

Weekly Assessment

## Ferro Silicon (Global)

Global prices (in USD/MT)							
<b>FOB China</b>	10-50 mm, FeSi 75%	-	07 Oct   18.47 IST	\$1,300	+45	-10	-20
<b>FOB India</b>	10-50 mm, FeSi 70%	-	07 Oct   18.47 IST	\$1,290	+40	+140	+75

Weekly Assessment

**Silico manganese Trade vs Index**

Quantity in t | Prices in INR/t exw

Legend: Raipur, Durgapur, Vizag, Monthly avg. price exw- Raipur

INR 70,200/t (+2,400/t w-o-w) exw Raipur as on 3 Oct'24

Sources: BigMint | Note: Trade volumes recorded by BigMint

**India: Rising steel prices, festive season demand lifts domestic silico manganese prices**

2024-10-09

[READ MORE](#)

**Ferro molybdenum trades vs index**

Quantity in t | Prices in INR/t

Legend: Trade, Monthly average prices exw-Nagpur

INR 2,600,000/t (+50,000/t w-o-w) exw-Nagpur on 9 Oct'24

Source: BigMint | Note: Trade volumes recorded by BigMint

**India: Ferro molybdenum prices increase driven by global factors**

2024-10-09

[READ MORE](#)

## Non Ferrous

### Aluminium (India)

Particular/Delivery	Size/Grade	Delivery	As On	Price	Change	1M	3M
Indian prices (in INR/MT)							
Aluminium Ingot P1020, Exy-Delhi	Ingot EC Grade 99.70%	Ex-Yard	09 Oct   17.15 IST	257,000	-5,000	+23,500	+16,000
Aluminium Ingot ADC12, Exw-Delhi NCR	Automobile OEM Approved	Exw-Delhi NCR	08 Oct   16.51 IST	215,000	-3,000	-3,000	-6,000
	Non-OEM	Ex-Works	09 Oct   17.23 IST	206,000	-1,000	-500	-6,000
Aluminium Extrusion Scrap, Exy-Delhi	6063 & 6061 (Mix)	Ex-Yard	09 Oct   17.15 IST	197,000	0	+7,000	+4,000
Aluminium Utensil Scrap, Exy-Delhi	Loose	Ex-Yard	09 Oct   17.15 IST	188,000	0	+8,000	+4,000
Aluminium Taint Tabor Scrap, Exy-Delhi	Loose	Ex-Yard	09 Oct   17.15 IST	183,000	0	+4,000	0
Aluminium Tense Scrap, Exy-Delhi	Solid (Loose)	Ex-Yard	09 Oct   17.15 IST	175,500	0	+2,000	-4,500
Aluminium Ingot P1020, Exy-Mumbai	Ingot EC Grade 99.70%	Ex-Yard	09 Oct   17.15 IST	242,000	0	+15,000	+14,000
Aluminium Extrusion Scrap, Exy-Mumbai	6063 (Loose)	Ex-Yard	09 Oct   17.15 IST	207,000	-3,000	+3,000	+5,000
Aluminium Utensil Scrap, Exy-Mumbai	Utensil (Loose)	DAP	09 Oct   17.15 IST	197,000	-1,000	+3,000	+10,000
Aluminium Ingot ADC12, Exw-Chennai	Automobile OEM Approved	Exw-Chennai	08 Oct   16.51 IST	214,000	-2,000	-2,000	-5,000
	Non-OEM	Ex-Works	09 Oct   17.23 IST	208,000	-1,000	-500	-6,500
Aluminium Tense Scrap, Exy-Chennai	Solid (Loose)	Ex-Yard	09 Oct   17.15 IST	176,500	0	+2,000	-4,500

### Aluminium (Global)

Particular/Delivery	Size/Grade	Delivery	As On	Price	Change	1M	3M
Global prices (in USD/MT)							
Aluminium Extrusion Scrap, CFR Nhava Sheva, Middle East	6063 (Briquetted)	-	08 Oct   16.57 IST	\$2,415	+35	+85	-45
Aluminium Taint Tabor Scrap, CFR Nhava Sheva, Middle East	Briquetted, Clean	-	08 Oct   16.57 IST	\$2,190	+20	+90	+10
Aluminium Taint Tabor, CFR Nahva Sheva, UK	Cut and sheared 9-10% attachment	-	08 Oct   16.57 IST	\$1,790	+10	+20	-50
Aluminium Taint Tabor, CFR Nahva Sheva, US	HRB, Attachment 3%	-	08 Oct   16.57 IST	\$2,030	+80	+80	+50
Aluminium Talk Scrap, CFR Nhava Sheva, Middle East	Solid (Clean)	-	08 Oct   16.57 IST	\$4,860	-90	+210	-120
Aluminium Talk, CFR Nahva Sheva, US	Solid (Clean)	-	08 Oct   16.57 IST	\$5,150	-50	+300	-40
Aluminium Tense Scrap, CFR Nhava Sheva, Middle East	Attachments 8-9%, Mix	-	08 Oct   16.57 IST	\$1,780	+20	-10	-90
Aluminium Tense, CFR Nahva Sheva, US	Attachments 6-7%	-	08 Oct   16.57 IST	\$1,890	+30	+20	-40
Aluminium Wheel Scrap, CFR Nahva Sheva, UK	Solid (Loose)	-	08 Oct   16.57 IST	\$2,450	0	+120	+100
Aluminium Zorba 95-5, CFR Nhava Sheva, UK	20 mm, Solid (Shredded)	-	08 Oct   16.57 IST	\$2,100	+50	+30	+60
Silicon Metal, CFR Mundra, China	Grade 553 Si- 98.5%	-	08 Oct   16.57 IST	\$1,720	+50	+30	-180

### Copper (India)

Particular/Delivery	Size/Grade	Delivery	As On	Price	Change	1M	3M
Indian prices (in INR/MT)							

<b>Copper Secondary CC Wire Rods, Exw-Delhi</b>	8 mm, Cu 99% min	Ex-works	09 Oct   17.09 IST	810,000	0	+ 32,200	- 6,800
<b>Copper Primary CC Wire Rods, Exw-Delhi</b>	8 mm, Cu 99.99%	Ex-works	09 Oct   17.09 IST	860,000	0	+ 49,000	+ 3,000
<b>Copper Armature Scrap, Exy-Delhi</b>	Cu 99%	Ex-Yard	09 Oct   17.09 IST	755,000	0	+ 27,200	- 14,200
<b>Copper Primary CC Wire Rods (CCR), Exy-Mumbai</b>	8 mm, Cu 99.99%	Ex-Yard	09 Oct   17.09 IST	867,000	0	+ 44,200	+ 7,400
<b>Copper Armature Scrap, Exy-Mumbai</b>	Cu - 98%	DAP	09 Oct   17.09 IST	787,000	- 3,000	+ 18,600	- 14,600
<b>Brass Honey Scrap, Exy-Mumbai</b>	Cu 63% Zn 33%	DAP	09 Oct   17.09 IST	523,000	+ 3,000	+ 18,200	- 2,800

## Zinc (India)

Particular/Delivery	Size/Grade	Delivery	As On	Price	Change	1M	3M
Indian prices (in INR/MT)							
<b>Zinc Special High Grade Ingot, Exw-Delhi</b>	Ingot, Zn 99.99%	Ex-works	09 Oct   17.25 IST	292,000	+ 500	+ 29,400	+ 13,800
<b>Zinc Special High Grade Ingot, Exy-Mumbai</b>	Ingot, Zn 99.995%	Ex-Yard	09 Oct   17.25 IST	283,000	- 4,000	+ 19,200	+ 6,800

## Lead (India)

Particular/Delivery	Size/Grade	Delivery	As On	Price	Change	1M	3M
Indian prices (in INR/MT)							
<b>Lead Remelted Ingot, Exw-Delhi</b>	Ingot, Pb 99%	Ex-works	09 Oct   17.21 IST	182,000	0	- 1,200	- 7,200
<b>Lead Primary Ingot, Exw-Delhi</b>	Ingot, Pb 99.99%	Ex-works	09 Oct   17.21 IST	199,000	0	- 4,200	- 10,600
<b>Lead Primary Ingot, Exy-Mumbai</b>	Ingot, Pb 99.99%	Ex-Yard	09 Oct   17.21 IST	191,000	0	+ 600	- 5,000

### India: Aluminium ADC12 Ingot Prices

Particular/Delivery/Region	Price \$/t	W-O-W Change
Tense Scrap, CFR Nhava Sheva, USA	1,890	30
Tense Scrap, CFR Nhava Sheva, Middle East	1,760	20
Zorba (95.5) Scrap, CFR Nhava Sheva, UK	2,100	60
Wheel Scrap, CFR Nhava Sheva, UK	2,450	0
Silicon Metal (553), CFR Mundra, China	1,720	60

Source: BigMint

**India's aluminium ADC12 alloyed ingot prices edge down w-o-w**

2024-10-09

[READ MORE](#)

### Non-ferrous updates: 09-10-2024

Commodity	LME 3M (\$/t)	%Change	LME Stocks (t)	%Change	MCX (INR/t)	%Change	SHFE (RMB/t)	%Change
<b>Aluminium</b>	2,571	-3.27%	7,77,775	-0.32%	2,35,000	+0.17%	20,695	+0.98%
<b>Nickel</b>	17,776	-1.53%	1,31,850	-0.00%	15,21,000	0.00	1,35,470	+3.36%
<b>Copper</b>	9,742	-1.88%	2,96,275	-0.34%	8,39,000	+0.57%	78,220	-0.75%
<b>Zinc</b>	3,091	-2.61%	2,42,400	-0.70%	2,81,000	+0.41%	25,575	+1.97%
<b>Lead</b>	2,103	-2.09%	1,98,425	-0.10%	1,83,000	+0.27%	16,965	+0.09%

% Change d-o-d basis | Source: LME, MCX, SHFE

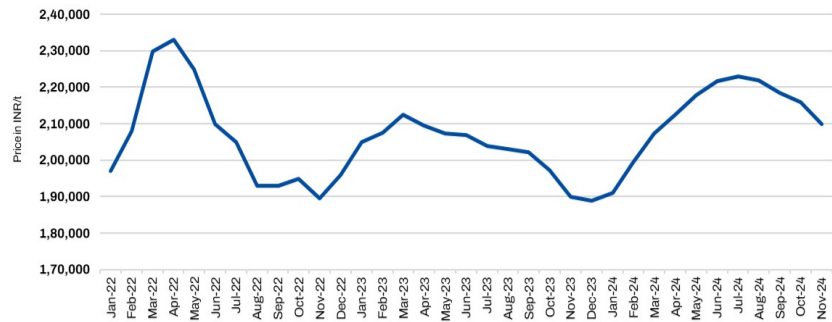
**Base metals prices on LME exhibit negative trends, stocks witness outflows**

2024-10-09

[READ MORE](#)



India: Major automaker aluminium ADC12 settlement price trends



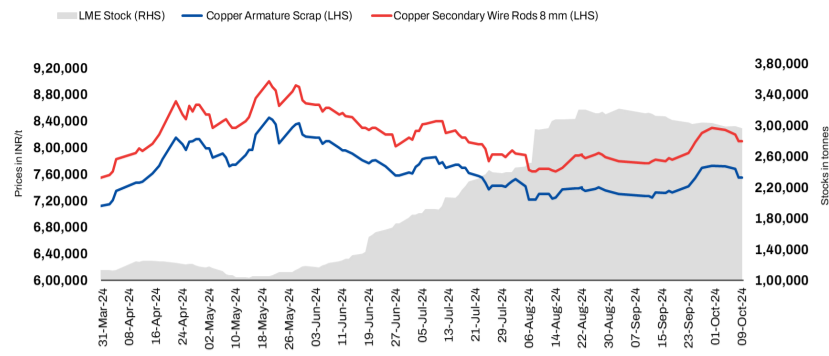
Source: BigMint

India: Major automaker's Nov'24 ADC12 prices hit 8-month low amid weak demand

2024-10-09 20:11:07

[READ MORE](#)

India: Copper price trend ex-Delhi



Source: BigMint

India: Domestic copper prices remain stable d-o-d

2024-10-09 18:39:04

[READ MORE](#)

# India: BigMint's billet index declines by INR 350/t amid limited buying - 9 Oct

09 Oct 2024

BigMint's billet index dropped further by INR 350/t to INR 41,600/t exw-Raipur on 9 October 2024.

Sluggish buying in semi-finished and finished steel was the main cause of today's drop, though some bookings at lower rates were noted. Due to the unresponsive response in finished steel, market participants adopted a cautious outlook, expecting additional corrections in the near future.

In Raipur, rebar prices decreased by INR 500/t, with trades of 750 t recorded. Prices of wire rods fell sharply by INR 500/t d-o-d, while those of sponge iron in Raipur decreased by INR 300/t d-o-d.

The conversion spread from sponge iron (PDRI) to billets for the standalone furnaces in the region was at INR 13,100/t.

### Rationale

This index has been derived based on transactions, offers, bids and indicative price data sets. Transactions are considered as T1 and given a weightage of 50%, whereas other data sets are considered as T2 and given a weightage of the balance 50%.

• **Transactions (T1)** - Two trades at INR 41,300-41,700/t were recorded during the 2:30 pm to 5:30 pm BigMint trading window and considered for final price calculation as T1 inputs. The average

• of these transactions was INR 41,700/t, which was given a 50% weightage in the final price calculation.

• **Other price indicators - bids/offers/indicatives (T2)** - Eleven offers were reported in the trading window and considered as T2 inputs. The average price of these eleven was INR 41,540/t and given a 50% weightage in the final price calculation.

The final price of billets exw-Raipur was at INR 41,620/t rounded to 41,600/t exw.

[Click here for detailed methodology](#)

From BigMint Team - While it would be our earnest endeavour, at BigMint, to bring about transparent and unbiased price index reporting, we would request all our readers and subscribers for their feedback and if they could participate in the reporting of more transactions.

**For detailed methodology - [click here](#)**

### India Domestic Raipur Billet Trade Updates - 9 Oct'24



Participant	Industry Type	Trade Type	*Price (INR/t)	Delivery	Time of Deal/Call	Data Set	Outlier
P1	Seller	Offer	41,800	EXW	11:58	T2	Yes
P2	Seller	Offer	41,700	EXW	13:06	T2	No
P3	Seller	Offer	41,700	EXW	15:24	T2	No
P4	Seller	Offer	41,500	EXW	15:28	T2	No
P5	Seller	Offer	41,600	EXW	15:41	T2	No
P6	Seller	Offer	41,700	EXW	16:15	T2	No
P7	Seller	Offer	41,700	EXW	16:20	T2	No
P8	Seller	Offer	41,500	EXW	16:31	T2	No
P9	Seller	Offer	41,600	EXW	16:41	T2	No
P10	Seller	Offer	41,700	EXW	16:48	T2	No
P11	Seller	Trade	41,700	EXW	17:28	T1	No
P12	Seller	Trade	41,350	EXW	17:29	T1	No
P13	Seller	Offer	41,500	EXW	17:32	T2	Yes

## India Domestic Billet Price Index EXW Raipur

- Credible & Transparent Prices
- Robust Methodology & Rationale
- IOSCO Compliance
- Independent View of the Market
- Enabling Informed Conversations & Negotiations

## Global Prices

### Global Prices - Region Wise

Commodity	Particular	Grade/Size	Price	Change	W-O-W	1M	3M
<b>China</b>							
<i>Export</i>							
Billet	FOB China	125*125, BF Grade	NA	NA	NA	NA	NA
TMT (Re-Bar)	FOB China	Commerical	NA	NA	NA	NA	NA
Wire Rod	FOB China	5.5mm	NA	NA	NA	NA	NA
HRC	FOB China	2.5mm	\$540	+ 30	+ 30	+ 90	+ 30
CRC	FOB China	0.90 mm	\$600	+ 35	+ 35	+ 80	+ 30
<i>Import</i>							
Iron Ore	CNF China	Lumps Fe 64/63%, South Africa	\$105	- 6	+ 3	+ 14	- 3
Iron Ore	CNF China	Fines Fe 62%, Australia	\$105	- 4	- 3	+ 15	- 2
Pellets	CNF China	6-20mm, BF Grade	\$126	+ 10	NA	+ 14	- 1
Coking Coal	CNF China	Premium HCC, Australia	NA	NA	NA	NA	NA
Mill Scale	CNF China	70/68%	NA	NA	NA	NA	NA
FeCr	CNF China	HC 60%	¢93/lb	0	0	- 1.25	- 5.5
Mn Ore	CNF China	Mn 46% Lumps, Australia	NA	NA	NA	NA	NA
Mn Ore	CNF China	Mn 38%, South Africa	NA	NA	NA	NA	NA
<b>CIS Nations</b>							
<i>Export</i>							
Billet	FOB Black Sea	125*125, BF Grade	\$470	+ 10	+ 10	+ 10	- 30
Slabs	FOB Black Sea	Commercial	NA	NA	NA	NA	NA
Pig Iron	FOB Black Sea	Steel Grade	\$348	- 4	- 4	- 34	- 67
TMT (Re-Bar)	FOB Black Sea	Commercial	NA	NA	NA	NA	NA
HRC	FOB Black Sea	2.5mm	\$505	+ 35	+ 35	+ 35	- 40
CRC	FOB Black Sea	0.90mm	\$610	+ 35	+ 35	+ 40	- 27
<b>Japan/Korea</b>							
<i>Export</i>							
HRC	FOB Korea	2.5mm	\$500	0	NA	NA	- 50
<i>Import</i>							
FeCr	CNF Japan	HC 60%	¢97/lb	0	0	- 3	- 6

Note:- W-O-W: Week On Week, 1M: Change over last month, 3M: Change over last 3 months, All prices are weekly assessment, Iron Ore are daily assessment

Commodity	Particular	Grade/Size	Price	Change	W-O-W	1M	3M
<b>India</b>							
<i>Export</i>							
Iron Ore	FOB India	Fines, Fe 58/57%	\$67	0	0	+16.5	+7
Billet	FOB India	150*150mm	\$470	+5	0	0	NA
Pig Iron	FOB India	Steel Grade	NA	NA	NA	NA	NA
HRC	FOB India	2.5mm	\$560	0	NA	NA	NA
CRC	FOB India	0.9mm	\$640	+15	+15	-5	-35
SiMn	FOB India	60/14%	\$847	-13	+18	+35.6	-10.4
FeMn	FOB India	HC 75%	\$945	+2	+21.5	+10	-80.4
FeSi	FOB Bhutan	70-75%	\$1,290	+40	+40	+140	+75

<i>Import</i>							
Iron Ore	CNF India	Lumps Fe 64%, South Africa	NA	NA	NA	NA	NA
Scrap	CNF India	HMS 1&2 ,Middle East	NA	NA	NA	NA	NA
Scrap	CNF India	Shredded, Europe	\$405	0	+5	+12	-10.2
Coking Coal	CNF India	Premium HCC, Australia	\$219	0	-1.5	+21.8	-34
Non-Coking Coal	CNF India	RB2 5500 NAR, South Africa	NA	NA	NA	NA	NA
Met Coke	CNF India	62%, China	NA	NA	NA	NA	NA
Pellets	CNF India	6-20mm, BF Grade	NA	NA	NA	NA	NA
Wire Rod	CNF India	5.5mm, China	NA	NA	NA	NA	NA
HRC	CNF India	2.5mm, China	\$570	+30	+30	+90	+25
HRC	CNF India	2.5mm, Korea	\$530	0	NA	NA	-40
CRC	CNF India	0.90mm, China	\$620	+35	+35	+80	+30
HR Plate	CNF India	A 36	NA	NA	NA	NA	NA
Mn Ore	CNF India	Mn 38%, South Africa	NA	NA	NA	NA	NA

## Europe & US


























<i>Export</i>							
Pig Iron	FOB Brazil	Steel Grade	\$432	-5	-5	-5	-13
<i>Import</i>							
Scrap	CFR Turkey	HMS (80:20), US	\$386	0	+10.75	+15.8	-4.8
HRC	CIF Europe	2.5mm	NA	NA	NA	NA	NA

## Middle East & Africa

<i>Export</i>							
Iron Ore	FoB South Africa	Lumps, Fe 64/63%	NA	NA	NA	NA	NA
Non Coking Coal	FoB South Africa	RB2 5500 NAR	NA	NA	NA	NA	NA
<i>Import</i>							
Billet	CNF Dubai	125*125, China	NA	NA	NA	NA	NA
HRC	CNF Dubai	2.5mm, China	\$570	+60	NA	+80	+18

Note:- W-O-W: Week On Week, 1M: Change over last month, 3M: Change over last 3 months, All prices are weekly assessment, Iron Ore are daily assessment

## LIVE TENDERS

COMPANY	TYPE	GRADE	QUANTITY	EXPIRY DATE	LOCATION	VIEW
<b>Aluminium</b>						
NMDC	Buy	Alumina	40 MT	17 Oct, 2024	 Bellary, Karnataka, India	<a href="#">VIEW</a>
Welspun Corp Limited	Sell	Aluminum and Stainless Scrap	35 MT	15 Oct, 2024	 Anjar, Gujarat, India	<a href="#">VIEW</a>
<b>Coking</b>						
NMDC	Sell	Coke Dust	2,000 MT	16 Oct, 2024	 Jagdalpur, Chattisgarh, India	<a href="#">VIEW</a>
<b>Copper</b>						
MIDHANI	Buy	Electrolytic Copper Cathodes	12 MT	12 Oct, 2024	 Hyderabad, Telangana, India	<a href="#">VIEW</a>
<b>Fines/Lumps</b>						
KIOCL	Buy	Fe:63.50% Iron Ore Fines	200,000 MT	15 Oct, 2024	 Bangalore, Karnataka, India	<a href="#">VIEW</a>
Karnataka State Minerals Corporation Limited	Sell	Iron Ore Fines & Lumps	253,202 MT	10 Oct, 2024	 Bellary, Karnataka, India	<a href="#">VIEW</a>
Karnataka State Minerals Corporation Limited	Sell	Iron Ore Fines	140,000 MT	14 Oct, 2024	 Bellary, Karnataka, India	<a href="#">VIEW</a>
Director of Mines & Geology	Services	Iron Ore	8 Nos	21 Oct, 2024	 Bangalore, Karnataka, India	<a href="#">VIEW</a>
JSW Steel ltd	Sell	Iron Ore Lumps	98,750 MT	10 Oct, 2024	 Keonjhar, Odisha, India	<a href="#">VIEW</a>
NMDC	Sell	Iron Ore Fines & Lumps	306,000 MT	10 Oct, 2024	 Bellary, Karnataka, India	<a href="#">VIEW</a>
<b>Galvanized</b>						
SAIL	Sell	GP Coil Prime	433 MT	14 Oct, 2024	 Ahmedabad, Gujarat, India	<a href="#">VIEW</a>
<b>Gpc</b>						
SAIL	Sell	GP Coil Prime	270 MT	14 Oct, 2024	 Kolkata, West Bengal, India	<a href="#">VIEW</a>
<b>Melting Scrap</b>						
ONGC	Sell	Melting Scrap	424 MT	10 Oct, 2024	 Raigad, Maharashtra, India	<a href="#">VIEW</a>
Indian Oil	Sell	D Shaped Cylinder Scrap	200 MT	16 Oct, 2024	 Chennai, Tamil Nadu, India	<a href="#">VIEW</a>
Indian Oil	Sell	D Shaped Cylinder Scrap	200 MT	14 Oct, 2024	 Shimoga, Karnataka, India	<a href="#">VIEW</a>
SAIL	Sell	Melting Scrap-TMT Scrap	270 MT	21 Oct, 2024	 Mumbai, Maharashtra, India	<a href="#">VIEW</a>
MungiEngineering	Sell	Melting Scrap-CR HR Punching	700 MT	10 Oct, 2024	 Pune, Maharashtra, India	<a href="#">VIEW</a>
TATAMotorsBodySolutionsLimited	Sell	Melting Scrap	250 MT	10 Oct, 2024	 Bhubaneswar, Odisha, India	<a href="#">VIEW</a>
MungiEngineering	Sell	Melting Scrap-CR HR Punching	700 MT	22 Oct, 2024	 Pune, Maharashtra, India	<a href="#">VIEW</a>
AUTOCOMPCORPORATIONPANSEPVT.LTD	Sell	Melting Scrap-CR HR Punching	300 MT	21 Oct, 2024	 Pune, Maharashtra, India	<a href="#">VIEW</a>
Alf Engineering	Sell	Melting Scrap-CR HR Punching	610 MT	23 Oct, 2024	 Nashik, Maharashtra, India	<a href="#">VIEW</a>
JBMAutoLimited	Sell	Melting Scrap-CR HR Punching	500 MT	24 Oct, 2024	 Nashik, Maharashtra, India	<a href="#">VIEW</a>
Track Components	Sell	Melting Scrap-CR HR Punching	935 MT	26 Oct, 2024	 Pune, Maharashtra, India	<a href="#">VIEW</a>
JBMAutoLimited	Sell	Melting Scrap-CR HR Punching	600 MT	25 Oct, 2024	 Pune, Maharashtra, India	<a href="#">VIEW</a>
<b>Met Coke</b>						
NMDC	Sell	Mixed Breeze Coke Nut Coke	25,000 MT	16 Oct, 2024	 Jagdalpur, Chattisgarh, India	<a href="#">VIEW</a>
<b>Non Coking</b>						



COMPANY	TYPE	GRADE	QUANTITY	EXPIRY DATE	LOCATION	VIEW
NMDC	Sell	Anthracite Coal	20,000 MT	11 Oct, 2024	 Bellary, Karnataka, India	<a href="#">VIEW</a>
APMDC	Sell	Non Coking Coal G7	75,000 MT	15 Oct, 2024	 Vijayawada, Andhra Pradesh, India	<a href="#">VIEW</a>
<b>Pellets</b>						
NMDC	Sell	Iron Ore Pellets	26,000 MT	10 Oct, 2024	 Bellary, Karnataka, India	<a href="#">VIEW</a>
<b>Pig Iron</b>						
SAIL	Sell	Pig Iron	3,000 MT	15 Oct, 2024	 Rourkela, Odisha, India	<a href="#">VIEW</a>
<b>Stainless Steel</b>						
INOX India Pvt Ltd	Sell	Stainless Steel & Aluminum Scrap	18 MT	15 Oct, 2024	 Kalol, Gujarat, India	<a href="#">VIEW</a>
<b>Structure</b>						
MSPSteelandPowerLtd	Sell	Structural Scrap	603 MT	23 Oct, 2024	 Raigarh, Chattisgarh, India	<a href="#">VIEW</a>

[View All](#)



Formerly SteelMint / CoalMint

**Contact:**

[info@bigmint.co](mailto:info@bigmint.co)

+91 97700 56666

**Disclaimer:** BigMint has taken due care and caution in compilation of content. Information is just for reference not intended for trading purpose or to address your particular requirement. The content includes facts, views and opinions are of individuals and not that of the BigMint management. We and our content licensors do not guarantee or warrant the accuracy, completeness or timeliness of, or otherwise endorse these views, and opinions. BigMint and its affiliates, or their employees, directors or agents shall not be liable or responsible for any loss or costs or any action whatsoever arising out of use or relying on the spot prices disseminated.