



BIGMINT

Formerly SteelMint / CoalMint

Issue 1280,

Daily Steel Report

HIGHLIGHTS

10 Sep 2024, Tue

[Intel & Insights](#)

[Snap Shot - Global Prices \(USD/MT\)](#)

[Snap Shot - Indian Domestic Prices \(INR/MT\)](#)

[Iron Ore](#)

[Coal](#)

[Scrap & Metallics](#)

[Steel](#)

[Ferro Alloy](#)

[Non Ferrous](#)

[India Domestic Billet Index](#)

[Global Prices - Region Wise](#)

[Live Tenders](#)

Intel & Insights

INDIA

Iron Ore

BigMint's daily trade sheet - 7 Sep'24

[READ MORE >](#)

India: Vedanta-ESL to auction 10,000 t of iron ore from Odisha

[READ MORE >](#)

Coal

India: Imported pet coke prices remain under pressure

[READ MORE >](#)

Scrap & Metallics

GST Council Meeting: Reverse Charge Mechanism on metal scrap trades- Union Finance Minister

[READ MORE >](#)

South Asia: Indian buyers steer clear of scrap imports amid cost-effective local supply

[READ MORE >](#)

India: BigMint's scrap index falls by INR 200/t amid muted steel demand - 9 Sep'24

[READ MORE >](#)

India: Sponge iron prices fall d-o-d - 9 Sep

[READ MORE >](#)

Steel

India: BigMint's billet index falls INR 100/t d-o-d on weak market sentiments - 9 Sep

[READ MORE >](#)

Indian DRI, billet, and rebar update - 9 Sep

[READ MORE >](#)

India's brand-wise rebar offers from BF and IF route mills - 9 Sep

[READ MORE >](#)

India steel index continues to slide w-o-w; flats face greater challenges

[READ MORE >](#)

Ferro Alloy

India: SAIL's Salem plant floats 4,200 t ferro chrome purchase tender

[READ MORE >](#)

Non Ferrous

India: NALCO cuts primary aluminium ingot P1020 prices by INR 2,600/t (\$30/t)

[READ MORE >](#)

India: Hindustan Zinc raises zinc, lead prices by up to INR 11,600/t (\$138/t)

[READ MORE >](#)

Base metals prices on LME see downtrend; stocks experience outflows

[READ MORE >](#)

Ship Breaking

India: Melting scrap prices stay stable for the 3rd straight day in Alang

[READ MORE >](#)

CHINA

China: Hebei steelmakers initiate 8th round of met coke price cuts

[READ MORE >](#)

Chinese coke plants report slower production rates

[READ MORE >](#)

China: Shagang Steel reduces ferrous scrap procurement prices by \$4/t

[READ MORE >](#)

China: Steel inventories at CISA-affiliated mills decrease in late Aug'24

[READ MORE >](#)

SOUTH ASIA

Bangladesh: Thermal coal imports rise by 22% m-o-m in Aug'24

[READ MORE >](#)

SOUTH EAST ASIA

Vietnam: Imported ferrous scrap prices drop to 2-year low amid weak steel demand

[READ MORE >](#)

FAR EAST ASIA

Japan: Tokyo Steel further cuts scrap buying prices by JPY 500/t (\$3/t)

[READ MORE >](#)

MEA (MIDDLE EAST AFRICA)

Iran: Domestic billet prices remain stable; rebar improves amid market challenges

[READ MORE >](#)

AMERICAS

Canada's ferrous scrap exports surge by 15% m-o-m in Jul'24

[READ MORE >](#)

Canada: Aluminium scrap exports rise by 9% m-o-m in Jul'24

[READ MORE >](#)

India: Imported manganese ore prices dip on buyers' resistance

Sep 07, 2024 14:35

Drop in manganese alloys demand hits imported ore inquiries. Arrivals of imported ore cargo fall by 42% w-o-w. India's imported manganese ore market saw a slight downturn this week, primarily due to a decline in demand for manganese alloys

across all grades. This weakening demand has made buyers more cautious, resulting in reduced purchase commitments and a subsequent softening of ore prices. Gabonese high-grade manganese ore (44%) was priced at \$6.05/dmtu, down by \$0.10/d

Continued

SNAP SHOT - GLOBAL PRICES (USD/MT)

Commodity	Particular	Size, Grade	As on	Price	Change	1M	3M
Iron Ore Fines ¹	China Imports	Fines, Fe 62%	10 Sep 10.33 IST	\$91	-1	-8	-17
Iron Ore ¹	Indian Imports	Lumps, Fe 64%	04 Sep 16.53 IST	\$103	-7.5	-10	NA
Pellets (Brazil) ²	China Imports	6-20 mm, Fe 65%	04 Sep 16.49 IST	\$115	-8	-8	-6
Pellets (India) ²	China Imports	6-20 mm, Fe 63%	06 Sep 18.35 IST	\$96.5	-5	-11.75	-12.5
Coking ²	Australia Exports	Premium HCC	09 Sep 10.17 IST	\$184	-1	-23.67	-72.5
Non Coking ²	India Imports	RB2, S.Africa	09 Sep 13.58 IST	\$105	-1.5	-5.75	-9
Graphite Electrode ²	China Exports	600mm, UHP	02 Sep 18.18 IST	15,150 RMB/t	-100	-900	-1,200
Scrap ²	India Imports	Shredded	09 Sep 18.33 IST	\$394	+4	-13.5	-23.6
Scrap ²	Turkey Imports	HMS 80:20	09 Sep 18.33 IST	\$371	+1	-3.25	-15
Scrap ²	Pakistan Imports	Shredded	09 Sep 18.33 IST	\$402	+1	-8.75	-20.6
Scrap ²	Bangladesh Imports	Shredded	09 Sep 18.33 IST	\$403	0	-17	-19.2
Scrap (Ship Breaking) ²	India Imports	Containers	03 Sep 11.29 IST	\$520	0	-10	-40
Billet ²	India Exports	150*150, 3SP/4SP	03 Sep 18.08 IST	\$490	0	0	NA
Billet ²	Russia Exports	130*130, 3SP	06 Sep 18.08 IST	\$473	0	-12	-22
Billet ²	Iran Exports	130*130, 3SP	06 Sep 18.08 IST	\$465	0	-5	-17
Billet ²	Philippines Import	150*150, 3SP	06 Sep 18.05 IST	\$460	-10	-22.5	-55.5
Sponge Iron ²	India Exports	-	-	-	-	-	-
Pig Iron ²	Russia Exports	Steel Grade	07 Sep 11.40 IST	\$382	-6	-10	-38
HRC ²	China Exports	3-12mm, SS400	03 Sep 18.43 IST	\$465	0	-30	-60
Wire Rod ²	Nepal Import	5.5-6.0mm, Commercial Grade	07 Sep 13.18 IST	\$525	0	-5	-57
HRC ²	India Exports	2.5 mm, SAE1006	23 Apr 18.30 IST	\$560	0	-15	-40
HRC ²	South Korea Exports	1.6-2.5mm, SAE 1006	13 Aug 18.46 IST	\$520	-30	-30	NA
HRC (China) ²	Vietnam Imports	2-3mm, SAE 1006	03 Sep 18.45 IST	\$485	0	-25	-65
HRC (China) ²	Dubai Imports	2-3mm, SAE 1006	03 Sep 18.45 IST	\$485	0	-25	-65
CRC ²	India Exports	0.9 mm, IS 513 Gr.O	04 Sep 18.26 IST	\$645	-10	-30	-55
CRC ²	China Exports	0.90mm, SPCC	04 Sep 18.26 IST	\$520	0	-35	-75
HR Plate ²	China Exports	5-10mm, SS 400	04 Sep 18.22 IST	\$475	-5	-50	-70
GP ²	China Exports	DX51D+z80, Width 1,000-1,500 mm, thickness 0.5-2mm	05 Sep 17.44 IST	\$585	-5	-30	-60
Silico Manganese ²	India Exports	25-150 mm, HC 65-16	09 Sep 18.34 IST	\$928	-2	-35	-279
Ferro Chrome ²	China Import	10-150mm, HC 60%	04 Sep 10.23 IST	¢95 /lb	0	-0.5	-3.5
Manganese Ore ²	India Imports	Lumps, Mn 37%,	07 Sep 11.37 IST	\$4 /dmtu	0	-0.3	-2.35
Ferro Manganese ²	India Exports	25-150 mm, HC 75%	09 Sep 18.36 IST	\$943	-7	-59	-282.2
Ferro Silicon ²	Bhutan Exports	10-50 mm, FeSi 70%	09 Sep 18.31 IST	\$1,150	0	+20	-150

1-Daily Assessment, 2-Weekly Assessment, 3-Monthly Assessment, W-O-W: Week On Week, 1M: Change over last month, 3M: Change over last 3 months

Vietnam: Imported ferrous scrap prices drop to 2-year low amid weak steel demand

Sep 09, 2024 20:05

In Vietnam, prices of imported ferrous scrap, especially from Japan, touched nearly a 2-year low after dropping by \$5-7/t w-o-w due to weak regional demand and falling prices for other steelmaking raw materials. The imported ferrous scrap

market remained quiet this week. Limited offers were heard from Australia, while US offers for bulk HMS(80:20) fell to \$360-365/t CFR Vietnam, down from \$370/t in recent weeks. Vietnamese market participants noted that the maximum w

Continued

SNAP SHOT - INDIAN DOMESTIC PRICES (INR/MT)

Commodity	Particular	Size,Grade	As on	Price	Change	1M	3M
Fines/lumps ²	Iron Ore Index	5-18 mm, Fe 63%, DR Grade	07 Sep 14.39 IST	5,650	0	-150	-2,150
Fines/lumps ²	Iron Ore Index	0-10 mm, Fe 63%	07 Sep 14.02 IST	4,400	0	-250	-1,450
Iron Ore ³	NMDC	6-40 mm, Fe 65.5%	07 Aug 11.13 IST	5,350	NA	NA	-1,100
Iron Ore ³	NMDC	0 -10 mm, Fe 64%	07 Aug 11.05 IST	4,610	NA	NA	-1,000
Pellets ²	Raipur	6-20 mm, Fe 63%,	06 Sep 18.40 IST	8,600	-300	-500	-2,400
Pellets ²	Bellary	6-20 mm, Fe 63%	06 Sep 18.40 IST	9,400	0	-325	-1,150
Met Coke ²	Ex-India (East)	25-90 mm, Blast Furnace-grade	04 Sep 17.34 IST	34,100	-100	-700	-1,400
Graphite Electrode ³	Ex-India	600mm, UHP	24 Jun 19.11 IST	325,000	0	0	0
Mill Scale ²	FoR-Kandla	Fines, Fe 70/68%	07 Sep 14.09 IST	6,400	-100	-375	-650
Hms ¹	Ex-Mumbai	HMS	09 Sep 17.32 IST	32,700	0	+200	-2,300
Hms ¹	Ex-Alang	HMS	09 Sep 17.32 IST	34,000	0	+700	-3,700
Pig Iron ¹	Ex-Durgapur	Steel Grade	09 Sep 17.21 IST	35,900	-100	-1,000	-2,500
Pig Iron ¹	Ex-Ludhiana, Foundary	Foundry Grade	09 Sep 13.10 IST	43,200	-300	-600	-1,500
Sponge Pellet ¹	Ex-Raipur	Lumps, FeM 80%, +/-1	09 Sep 17.06 IST	24,650	-50	+300	-1,950
Billet ¹	Ex-Mumbai	100x100mm, IS 2831	09 Sep 17.41 IST	40,400	-200	-600	-3,800
Billet ¹	Ex-Raipur	100x100mm, IS 2831	09 Sep 17.41 IST	37,700	-100	-700	-4,750
TMT (Re-Bar) Secondary mills ¹	Ex-Mumbai	12-25mm, IF Route, Fe 500, IS 1786	09 Sep 13.28 IST	45,700	0	+700	-4,500
TMT (Re-Bar) Secondary mills ¹	Ex-Delhi/NCR	12-25mm, IF Route, Fe 500, IS 1786	09 Sep 13.28 IST	44,600	0	-900	-5,000
TMT (Re-Bar) ²	Ex-Mumbai	12-32mm, BF Route, IS 1786 Fe 500D	06 Sep 17.33 IST	50,600	+300	+300	-7,200
Structure ¹	Ex-Mumbai	40x40 Angle, IF Route, IS 2062/2011 E-250 Gr A	09 Sep 10.49 IST	48,100	-500	-300	-3,900
Wire Rod ¹	Ex-Raipur	5.5 mm, SWRY 14 LC Gr 3, Induction route	09 Sep 17.11 IST	41,300	-200	-1,000	-5,300
HRC ²	Ex-Delhi	2.5-8mm / CTL, IS2062, Gr E250 Br.	06 Sep 17.41 IST	48,800	-200	-2,150	-5,800
HRC ²	Ex-Mumbai	2.5-8mm / CTL, IS2062, Gr E250 Br.	06 Sep 17.41 IST	49,000	0	-2,050	-4,950
CRC ²	Ex-Delhi	0.90mm / CTL, IS 513, CR1	06 Sep 17.48 IST	57,000	0	-1,450	-4,200
CRC ²	Ex-Mumbai	0.90mm / CTL, IS 513, CR1	06 Sep 17.48 IST	56,200	-200	-1,950	-4,250
HR Plate ²	Ex-Mumbai	5-10mm, Gr E250 Br.	04 Sep 18.08 IST	50,500	0	-1,000	-4,500
GP ²	Ex-Mumbai	0.8mm / CTL, 120 GSM, IS277	05 Sep 18.12 IST	60,300	0	-2,100	-4,600
Silico Manganese ²	Ex-Raipur	25-150 mm, HC 60-14	09 Sep 18.32 IST	67,000	-200	-2,200	-14,740
Ferro Manganese ²	Ex-Raipur	25-150 mm, HC 70%	09 Sep 18.31 IST	72,750	-250	-2,675	-17,830
Ferro Chrome ²	Ex-Jajpur	10-150mm, HC 60%, Si- 4%	06 Sep 10.15 IST	106,600	-1,200	+2,450	-850
Manganese Ore ²	Ex Balaghat, MOIL	Lumps, Mn 37%, Fe 7.5%	02 Sep 12.42 IST	12,874	-2,272	NA	NA
Chrome Ore ²	Ex-Odisha OMC, E-auction	Lumps, Friable 48-50%	21 Aug 18.29 IST	23,721	-424	NA	NA

*Basic Price GST @ 18% extra

1-Daily Assessment, 2-Weekly Assessment, 3-Monthly Assessment, W-O-W: Week On Week, 1M: Change over last month, 3M: Change over last 3 months

Iron Ore

Iron Ore (India)

Particular/Delivery	Size/Grade	Delivery	As On	Price	Change	1M	3M
Indian prices (in INR/MT)							
Odisha Iron Ore Index	5-18 mm, Fe 63%, DR Grade	Ex-mines	07 Sep 14.39 IST	5,650	0	-150	-2,150
	10-30mm, Fe 63%, BF Grade	Ex-mines	07 Sep 14.02 IST	5,050	0	0	-1,850
	0-10 mm, Fe 63%	Ex-mines	07 Sep 14.02 IST	4,400	0	-250	-1,450
	0-10mm, Fe 60%	Ex-mines	07 Sep 14.39 IST	3,700	+50	-150	-1,100
	0-5mm, Fe 57%	Ex-mines	05 Sep 18.16 IST	2,400	0	-300	-1,050
	5-18 mm, Lumps, Fe 60%	Ex-mines	07 Sep 14.02 IST	5,000	0	-100	-1,700
	10-30 mm, lumps, Fe 60%	Ex-mines	07 Sep 14.02 IST	4,400	0	-200	-1,650
	0-10mm, Fe 62%	Ex-mines	07 Sep 14.39 IST	4,200	+100	-250	-1,100
OMC Daitari	0 -5 mm, Fe 62-64%	Ex-Mines	20 Aug 13.32 IST	4,000	-800	-800	-1,930
	10-40 mm, Fe 62%	Ex-Mines	20 Aug 13.32 IST	5,210	+150	+150	-1,800
OMC Kurmitar (Koira)	0 -5 mm, Fe 62-60%	Ex-Mines	20 Aug 13.32 IST	3,500	-600	-600	-1,450
	10-40 mm, Fe 62%	Ex-Mines	20 Aug 13.32 IST	5,150	+150	+150	-1,650
OMC Gandhamardan	0 -5 mm, Fe 62-60%	Ex-Mines	20 Aug 13.32 IST	3,450	-800	-800	-1,850
	10-40 mm, Fe 62%	Ex-Mines	20 Aug 13.32 IST	4,600	-100	-100	-1,650
OMC Guali	5-18 mm, Fe 62%	Ex-mines	20 Aug 13.32 IST	5,105	-150	-150	-1,050
	Fines -5 mm, Fe 60-62%	Ex-mines	20 Aug 13.32 IST	4,100	-300	-300	-1,550
OMC Jilling	5-18 mm, Fe 62%	Ex-mines	20 Aug 13.32 IST	5,700	-150	-150	-1,750
	Fines -5 mm, Fe 60-62%	Ex-mines	20 Aug 13.32 IST	4,250	-250	-250	-1,400
NMDC, Chhattisgarh	0 -10 mm, Fe 64%	F.O.R Siding	07 Aug 11.05 IST	4,610	NA	NA	-1,000
	10-40 mm, Fe 67%, DR CLO	F.O.R Siding	07 Aug 11.05 IST	6,420	NA	NA	-1,100
	10-150 mm, Fe 65.5%	F.O.R Siding	07 Aug 11.05 IST	5,320	NA	NA	-1,130
	6-40 mm, Fe 65.5%	F.O.R Siding	07 Aug 11.13 IST	5,350	NA	NA	-1,100
Chandrapur, Maharashtra	0-10mm, Fe 63%	FoR Ballarshah	06 Sep 18.43 IST	5,050	-100	-1,050	-1,050
Ex-Bellary	0-10 mm, Fe 62%	Ex-Mines	05 Sep 18.10 IST	4,500	0	0	-1,100
	0-10 mm, Fe 57%	Ex-Mines	05 Sep 18.10 IST	2,650	0	-50	-850
Karnataka e-auction	Lumps 10-20mm, Fe 63%	Ex-Mines	31 Aug 14.18 IST	4,400	+100	+100	-450
	Fines 0 -5 mm, Fe 60%	Ex-Mines	31 Aug 14.18 IST	3,400	+200	+200	-300

Pellets (India)

Indian prices (in INR/MT)							
Ex-Barbil	6-20 mm, Fe 63%, (+/- 0.5%)	FOR Siding	06 Sep 18.40 IST	7,050	0	-200	-1,625
Ex-Durgapur	6-20 mm, Fe 63%, (+/- 0.5%)	Ex-Works	06 Sep 18.40 IST	7,700	0	-300	-1,775
Ex-Jamshedpur	6-20 mm, Fe 63%	Ex-Works	06 Aug 18.55 IST	8,050	-50	0	-1,150
Ex-Jharsugda	6-20 mm, Fe 63%, (+/- 0.5%)	Ex-Works	06 Sep 18.40 IST	7,500	-100	-300	-1,750
Ex-Raipur	6-20 mm, Fe 63%, (+/- 0.5%)	Ex-Works	06 Sep 18.40 IST	8,600	-300	-500	-2,400
Ex-Kandla	6-20 mm, Fe 64/63%	DAP	06 Sep 18.40 IST	9,900	-300	-600	-1,900
Ex-Bellary	6-20 mm, Fe 63%	Ex-Works	06 Sep 18.40 IST	9,400	0	-325	-1,150

Weekly Assessment, GST @ 5% extra., Barbil and Kandla - Prices Loaded to Wagons

Concentrates (India)

Indian prices (in INR/MT)							
Ex-Jabalpur	-45 micron, Fe 63%	Ex-works	07 Sep 12.51 IST	3,850	0	-175	-975

Iron Ore (Global)

Global prices (in USD/MT)							
CNF China	Fines, Fe 61.5% (Australia Origin)	-	10 Sep 10.33 IST	\$89	-1	-8	-17
CNF China	Fines, Fe 62% (Australia Origin)	-	10 Sep 10.33 IST	\$91	-1	-8	-17
CNF China	Fines, Fe 62.5% (Brazil Origin)	-	09 Sep 16.45 IST	\$93	+1	-9	-17
CNF China	Fines, Fines 63/62% (India origin)	-	09 Sep 18.01 IST	\$88	+2	-4	-8
CNF China	Lumps, Fe 64/63% (South Africa Origin)	-	09 Sep 16.45 IST	\$92	+1	-8	-16
CNF China	Lumps, USD/dmtu	-	10 Sep 10.33 IST	\$0.1375	-0.0025	-0.0325	-0.0725
CNF China	Fines, Fe 55% (India Origin)	-	09 Sep 18.07 IST	\$57.5	-0.5	-4.75	-8.5

CNF China	Fines, Fe 56% (India Origin)	-	09 Sep 18.07 IST	\$60.5	-0.5	-4.75	-8.5
CNF China	Fines, Fe 57% (India origin)	-	09 Sep 18.07 IST	\$63.5	-0.5	-4.75	-8.5
CNF India	Lumps, Fe 64% (South Africa origin)	-	04 Sep 16.53 IST	\$103	-7.5	-7	-18
FOB India	Fines, Fe 57% (India origin)	-	09 Sep 18.03 IST	\$50.5	-0.5	-5	-6.5

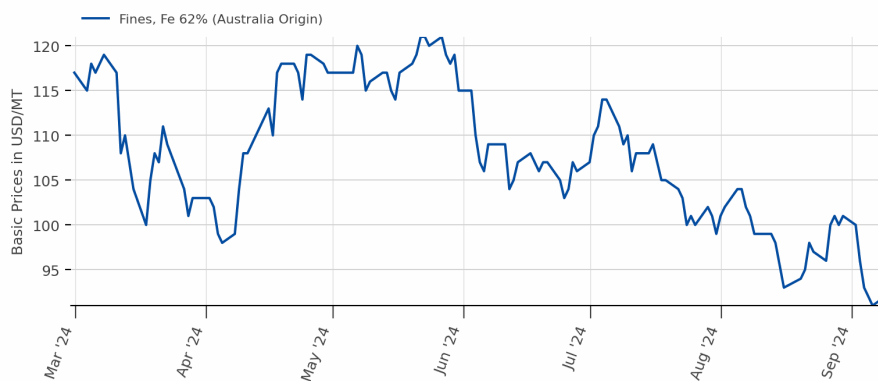
Prices on DMT basis (Daily Assessment), India- Single Port Loading, FOB prices including demurrage, June to November: Moisture@ 10%, December to May: Moisture@ 8%, Or, actual moisture as per cargo certificate submitted by shipper to be adjusted

Pellets (Global)

Global prices (in USD/MT)							
CNF China	6-20 mm, Fe 63% (India Origin)	-	06 Sep 18.35 IST	\$96.5	-5	-11.75	-12.5
	6-20 mm, Fe 65% (Brazil Origin)	-	04 Sep 16.49 IST	\$115	-8	-8	-6
FOB India	6-20 mm, Fe 63%	-	06 Sep 18.22 IST	\$83.5	-5	-11.75	-11.5
CNF China	5-20mm, Fe 63%	-	05 Sep 10.36 IST	\$7.65	-0.1	+0.55	+2.65
	6-20mm	-	05 Sep 10.36 IST	\$16.5	-0.4	-0.1	+2.85

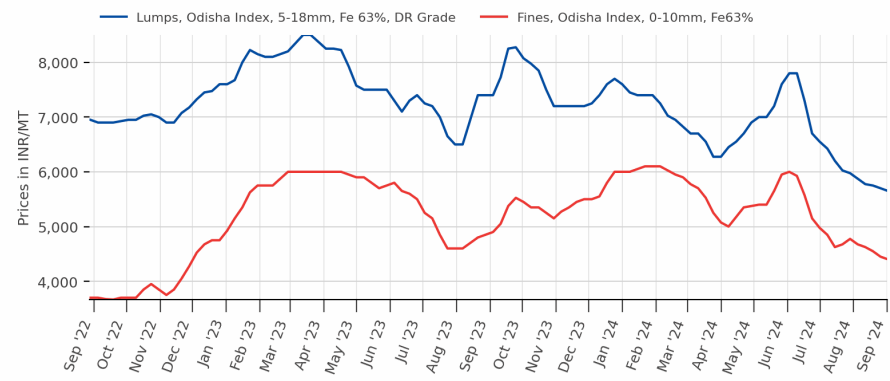
Note:- W-O-W: Week On Week, 1M: Change over last month, 3M: Change over last 3 months

Iron Ore Fines, CNF Rizhao China



Source:BigMint

Odisha Iron Ore Price Index (Lumps & Fines)



Source:BigMint

BIGMINT

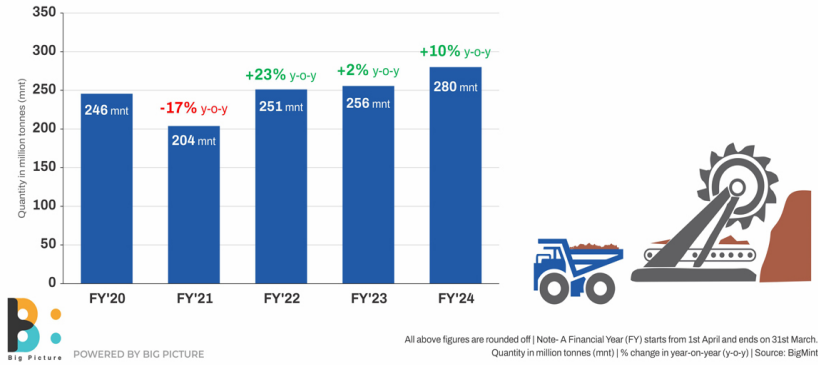
India: Daily Trade Sheet
for steel & related commodities

BigMint's daily trade sheet - 7 Sep'24

2024-09-09

[READ MORE](#)

India's iron ore production (FY'20-FY'24)

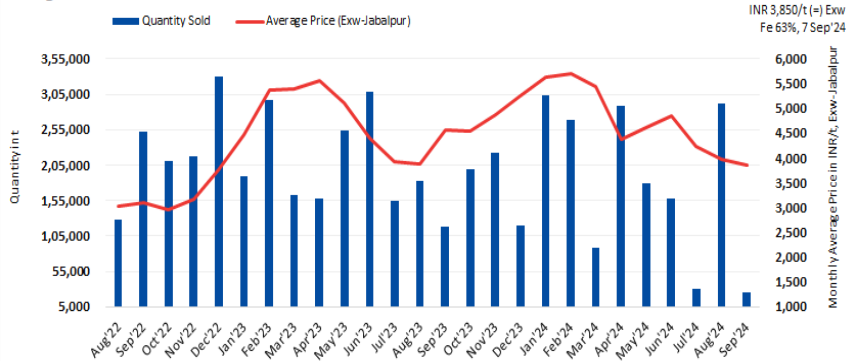


India: Vedanta-ESL to auction 10,000 t of iron ore from Odisha

2024-09-09

[READ MORE](#)

BigMint Iron Ore Concentrate Index



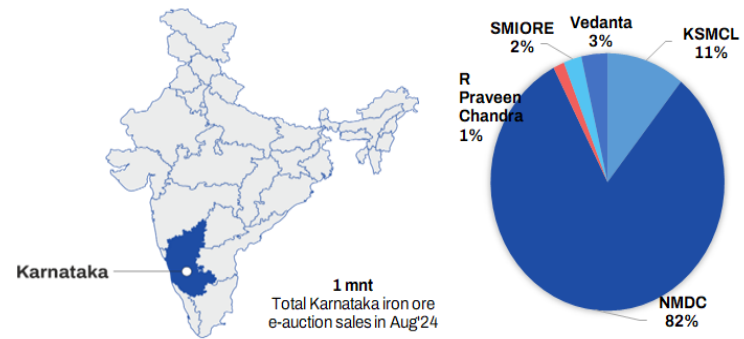
Source: Bigmint | Note: Iron ore concentrate trade volumes recorded by Bigmint

India: Iron ore concentrate prices remain stable in recent deals

2024-09-07

[READ MORE](#)

Karnataka miner-wise iron ore e-auction sales in Aug'24



Source: BigMint

India: Vedanta to auction 20,000 t of iron ore lumps from Karnataka

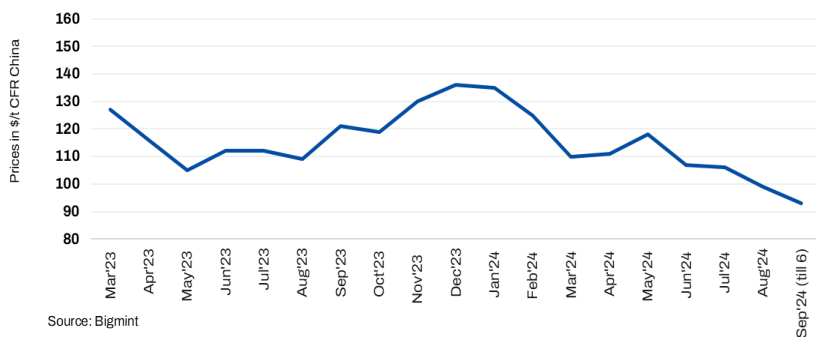
2024-09-07

[READ MORE](#)

Fe 62% Australian iron ore fines



Iron ore fines Fe 62% \$91.75/dmt (1.25) CFR China 6 Sep'24

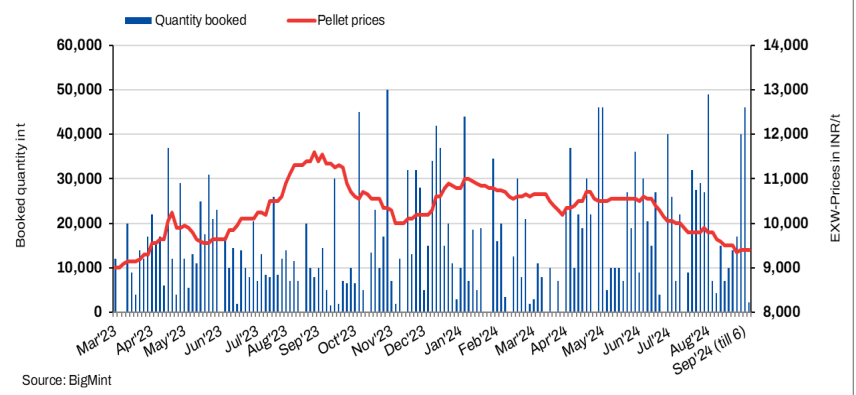


China: Iron ore spot prices inch up by \$1/t d-o-d

2024-09-07

[READ MORE](#)

Bellary Pellet Prices v/s Traded Volumes

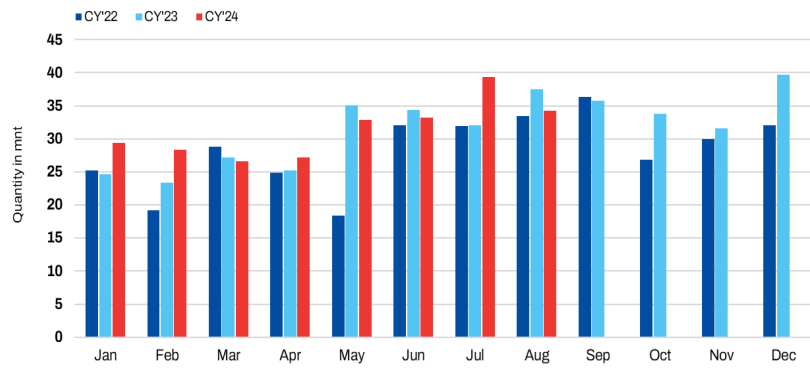


Karnataka: Pellet prices remain unchanged in Bellary

2024-09-06

[READ MORE](#)

Brazil Iron Ore Export



Source: Bigmint

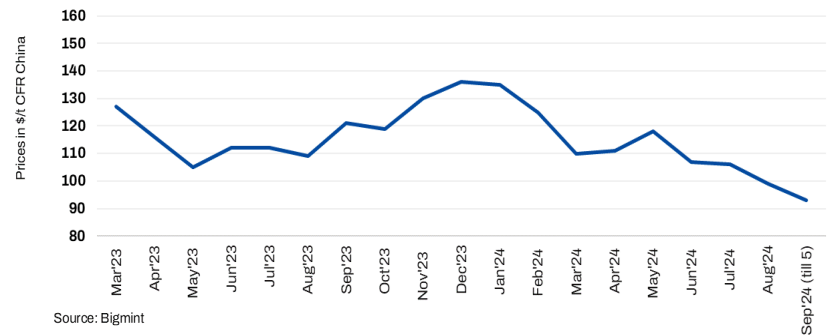
Brazil: Iron ore exports fall by 8% y-o-y in Aug'24

2024-09-06

READ MORE

Fe 62% Australian iron ore fines

Iron ore fines Fe 62% \$90.50/dmt (1.75)
CFR China 5 Sep'24



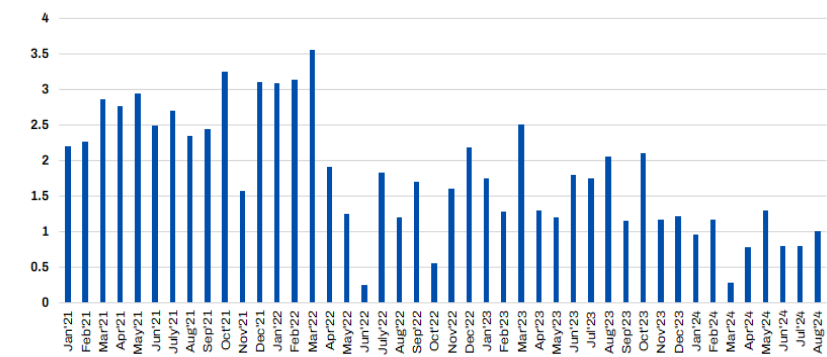
Source: Bigmint

China: Iron ore spot prices continue to fall amid lower demand from mills

2024-09-06

READ MORE

Karnataka iron ore e-auction sales volume



Source: BigMint

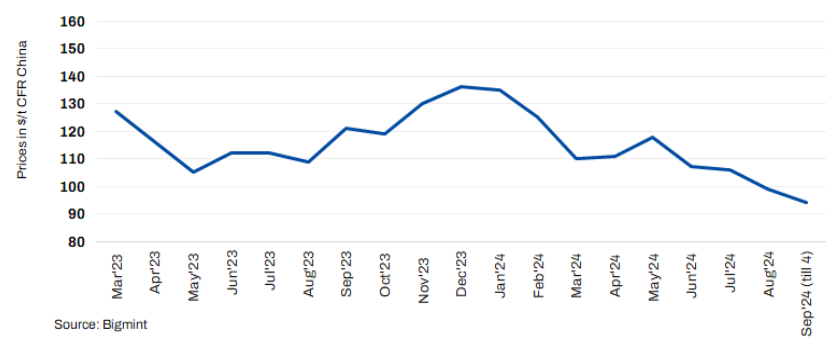
India: 40,000 t of iron ore booked in KSMCL's auction from Karnataka

2024-09-06

READ MORE

Fe 62% Australian iron ore fines

Iron ore fines Fe 62% \$92.25/dmt (1.05)
CFR China 4 Sep'24



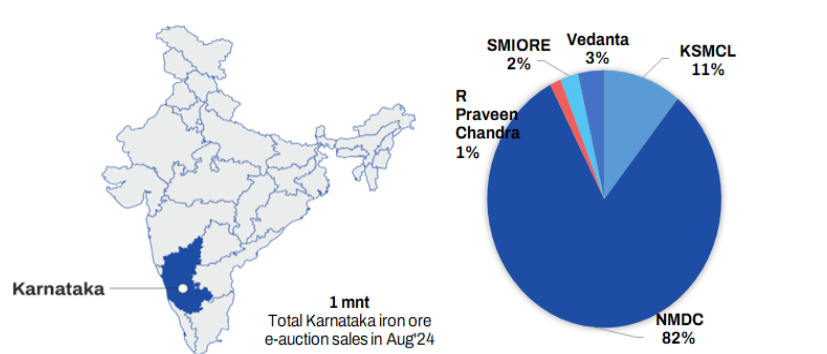
Source: Bigmint

China: Iron ore spot prices fall for third consecutive day

2024-09-05

READ MORE

Karnataka miner-wise iron ore e-auction sales in Aug'24



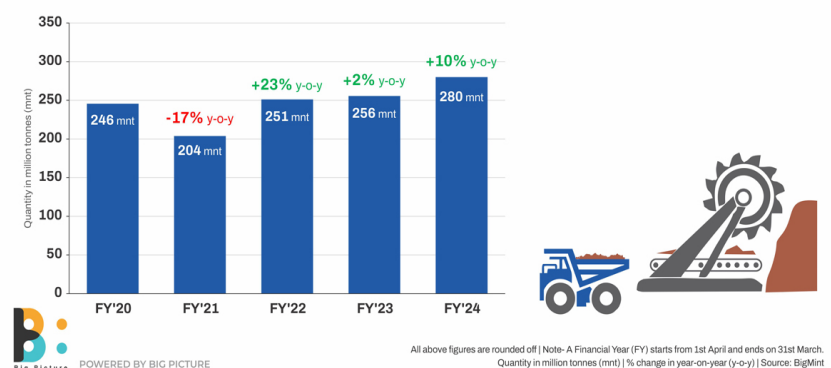
Source: BigMint

India: 8,000 t iron ore lumps booked in Vedanta's auction from Karnataka

2024-09-05

READ MORE

India's iron ore production (FY'20-FY'24)



Source: Big Picture

All above figures are rounded off | Note - A Financial Year (FY) starts from 1st April and ends on 31st March. Quantity in million tonnes (mmt) | % change in year-on-year (y-o-y) | Source: BigMint

India: Vedanta-ESL's iron ore lumps auction fetches higher bids

2024-09-05

READ MORE

Coal

Non Coking (India)

Particular/Delivery	Size/Grade	Delivery	As On	Price	Change	1M	3M
Indian prices (in INR/MT)							
Ex-Gangavaram	RB2 (5500 NAR), S.Africa	Ex-Port	09 Sep 17.05 IST	9,400	-50	-250	-800
	RB3 (4800 NAR), South Africa	Ex-Port	09 Sep 17.05 IST	7,600	0	-150	-800

Met Coke (India)

Indian prices (in INR/MT)							
Ex-Jajpur	25-90 mm, Blast Furnace-grade	Ex-Yard	04 Sep 17.34 IST	34,100	-100	-700	-1,400
Ex-Gandhidham	25-90 mm, Blast Furnace-grade	Ex-Yard	04 Sep 17.34 IST	30,800	-500	-1,900	-2,700

Coking (Global)

Global prices (in USD/MT)							
CNF India	0-40mm, HCC 64 Mid Vol, Australia	-	09 Sep 10.14 IST	\$174	-1	-31.67	-66.5
	0-40mm, Premium HCC, Australia	-	09 Sep 10.14 IST	\$200	-1	-23	-73.5
	Low Vol PCI, Australia	-	09 Sep 10.14 IST	\$168	-2	-26.67	-32
FOB Australia	0-40mm, Low Vol PCI	-	09 Sep 10.17 IST	\$152	-2	-27.67	-30
	HCC 64 Mid Vol	-	09 Sep 10.17 IST	\$158	-1	-32.67	-65.5
	Premium HCC	-	09 Sep 10.17 IST	\$184	-1	-23.67	-72.5

Non Coking (Global)

Global prices (in USD/MT)							
CNF India	RB1 (6000 NAR), S.Africa	-	09 Sep 13.58 IST	\$120	-1	-7.75	-6.4
	RB2 (5500 NAR), S.Africa	-	09 Sep 13.58 IST	\$105	-1.5	-5.75	-9
	RB3 (4800 NAR), S.Africa	-	09 Sep 13.58 IST	\$87	0	-5	-10
FOB South Africa	RB1 (6000 NAR)	-	09 Sep 13.59 IST	\$102.5	0	-8.25	-5.9
	RB2 (5500 NAR)	-	09 Sep 13.59 IST	\$90	-1	-3.75	-5.4
	RB3 (4800 NAR)	-	09 Sep 13.59 IST	\$71	0	-4	-7.4

Met Coke (Global)

Global prices (in USD/MT)							
FOB China	25-90mm, 64% CSR	-	05 Sep 17.13 IST	\$250	-1	-16	-44
CNF India	25-90mm, 64% CSR, China	-	05 Sep 17.16 IST	\$262	0	-17	-52
	64% CSR, Japan origin	-	05 Sep 17.16 IST	\$355	0	-3	-5

Note:- W-O-W: Week On Week, 1M: Change over last month, 3M: Change over last 3 months

Scrap & Metallic

Sponge (India)

Region	Particular	Sponge Iron (C-DRI)				Pellet Sponge (P-DRI)			
		Price	Change	W-O-W	1M	Price	Change	W-O-W	1M
Indian prices (in INR/MT) As on 09 Sep 2024									
North India	Mandi Gobindgarh	29,800	0	-100	0	-	-	-	-
East India	Durgapur	26,650	-50	+50	-450	24,700	0	+100	-400
East India	Rourkela	25,950	-50	-50	+50	-	-	-	-
Central India	Raigarh	26,100	+100	+100	+350	24,100	+100	+100	+350
Central India	Raipur	29,000	-100	-100	+500	24,650	-50	+50	+300
South India	Bellary	26,300	-50	-450	-600	25,300	0	-450	-500
Eastern India	Ramgarh	26,600	-100	+50	-200	24,600	-100	+50	-150
East India	Jharsugda	-	-	-	-	23,400	-100	0	+200
South India	Hyderabad	-	-	-	-	26,000	0	-400	-300

All prices are basic, GST extra.

Pig Iron (India)

Particular/Delivery	Size/Grade	Delivery	As On	Price	Change	1M	3M
Indian prices (in INR/MT)							
DAP-Ludhiana	Steel Grade	DAP	09 Sep 17.21 IST	38,500	-500	-1,500	-2,500
Ex-Bokaro	Steel Grade	Ex-Plant,Bokaro	01 Aug 18.06 IST	35,900	-1,450	0	-1,450
Ex-Burnpur	Steel Grade	Ex-Plant,Burnpur	31 May 16.00 IST	40,500	-2,500	0	0
Ex-Durgapur	Steel Grade	Ex-Works	09 Sep 17.21 IST	35,900	-100	-1,000	-2,500
		Ex-Plant,Durgapur	06 Sep 19.25 IST	35,150	-350	-1,550	-4,650
Ex-Rourkela	Steel Grade	Ex-Plant,Rourkela	06 Sep 15.01 IST	35,450	0	+350	-2,550
Ex-Bhilai	Steel Grade	Ex-Plant,Bhilai	20 Jun 17.45 IST	38,000	-4,100	0	-4,100
DAP-Raigarh	Steel Grade	DAP	09 Sep 17.21 IST	36,400	0	+350	-2,500
DAP-Raipur	Steel Grade	DAP	09 Sep 17.21 IST	36,500	0	-150	-2,850
DAP-Hyderabad	Steel Grade	DAP	09 Sep 17.21 IST	37,800	-400	-200	-1,600
DAP-Delhi	Foundry Grade	DAP	09 Sep 13.10 IST	43,200	0	-600	-2,300
DAP-Ludhiana	Foundry Grade	DAP	09 Sep 13.10 IST	43,200	-300	-600	-1,500
Ex-Durgapur	Foundry Grade	Ex-Works	09 Sep 13.10 IST	41,500	0	-1,000	-3,500
Ex-Kharagpur	Foundry Grade	Ex-Works	09 Sep 13.10 IST	41,500	0	-1,000	-3,500
DAP-Ahmedabad	Foundry Grade	DAP	09 Sep 13.10 IST	45,200	0	-300	-800
DAP-Kolhapur	Foundry Grade	DAP	09 Sep 13.10 IST	45,500	0	-300	-1,000

Indian pig iron price assessment frequency has been increased from weekly to daily basis.

Re - Rolling Scrap (India)

Indian prices (in INR/MT)							
Ex-Alang	19-22mm(12 ANE), Ship Breaking	Ex-Yard	09 Sep 10.59 IST	41,200	0	+300	-3,200
	15-18mm(10 ANE), Ship Breaking	Ex-Yard	09 Sep 10.59 IST	41,200	0	+300	-3,100
	1 Inch, Ship Breaking	Ex-Yard	09 Sep 10.59 IST	41,200	0	+300	-3,300
	12-14mm(8 ANE), Ship Breaking	Ex-Yard	09 Sep 10.59 IST	40,700	0	+300	-3,100
	5-10 KG, Ship Breaking	Ex-Yard	09 Sep 10.59 IST	39,700	0	+300	-3,100
	9-11mm(6 ANE), Ship Breaking	Ex-Yard	09 Sep 10.59 IST	39,200	0	+300	-3,100
	2-5 KG, Ship Breaking	Ex-Yard	09 Sep 10.59 IST	38,700	0	+300	-3,100
	6-8mm(4 ANE), Ship Breaking	Ex-Yard	09 Sep 10.59 IST	38,200	0	+300	-3,100
	1-2 KG, Ship Breaking	Ex-Yard	09 Sep 10.33 IST	35,200	0	+700	-3,700
	Attachment, Ship Breaking	Ex-Yard	09 Sep 10.33 IST	35,000	0	+700	-3,700
	HMS(80:20), Ship Breaking	Ex-Yard	09 Sep 10.33 IST	34,000	0	+700	-3,700

Melting Scrap (India)

Particular/Delivery	Size/Grade	Delivery	As On	Price	Change	1M	3M
Indian prices (in INR/MT)							
Ex-Ludhiana	CR Busheling (Loose)	DAP	09 Sep 17.32 IST	37,600	-200	-200	-3,200
	End Cutting	DAP	09 Sep 17.32 IST	36,600	-200	-100	-3,200
	CI Scrap, Mixed Size	DAP	09 Sep 17.32 IST	38,600	0	-300	-1,200
	Turning Boring Scrap	DAP	09 Sep 17.32 IST	33,200	-200	-1,400	-4,700
Ex-Mandi	HMS(80:20)	DAP	09 Sep 17.32 IST	33,600	-300	-900	-3,100
	CR Busheling (Loose)	DAP	09 Sep 17.32 IST	37,900	-200	-100	-3,200
	LMS (Light Melting Scrap)	DAP	09 Sep 17.32 IST	31,600	-300	-700	-3,300
	End Cutting	DAP	09 Sep 17.32 IST	36,800	-200	-100	-3,200
Ex-Durgapur	HMS(80:20)	DAP	09 Sep 17.32 IST	33,500	-100	-1,200	-3,600
Ex-Raipur	End Cutting	DAP	09 Sep 17.32 IST	35,500	-100	-300	-3,200
	HMS(80:20)	DAP	09 Sep 17.32 IST	33,500	-100	-300	-3,200
Ex-Ahmedabad	CR Busheling (Bundle)	DAP	09 Sep 17.32 IST	37,700	-100	-500	-3,100
	HMS(80:20)	DAP	09 Sep 17.32 IST	33,000	-200	0	-3,800
Ex-Alang	HMS(80:20)	Ex-Yard	09 Sep 17.32 IST	34,000	0	+700	-3,700
Ex-Jalna	CR Busheling (Loose)	DAP	09 Sep 17.32 IST	35,900	-100	+200	-3,200
	HMS(80:20)	DAP	09 Sep 17.32 IST	32,900	-100	+300	-3,200
Ex-Mumbai	HMS(80:20)	DAP	09 Sep 17.32 IST	32,700	0	+200	-2,300
Ex-Chennai	HMS(80:20)	DAP	09 Sep 17.32 IST	32,000	0	0	-2,000
	CR Busheling (Bundle)	DAP	09 Sep 17.32 IST	35,300	0	-900	-2,500
	Turning Boring Scrap	DAP	09 Sep 17.32 IST	31,000	0	0	-2,100
	HMS(90:10)	DAP	09 Sep 17.32 IST	34,100	0	-300	-1,300
Ex-Coimbatore	CI Scrap, Mixed Size	DAP	09 Sep 17.32 IST	37,000	0	-600	-800
Ex-Hyderabad	HMS(90:10)	DAP	09 Sep 17.32 IST	32,500	0	+1,000	-1,200
	HMS(80:20)	DAP	09 Sep 17.32 IST	31,000	0	+1,000	-1,200
Ex-Bhilai	9-13 Meters, 60 KG	Ex-works	25 Jul 14.36 IST	40,800	-3,620	-350	-700

Mill Scale (India)

Indian prices (in INR/MT)							
Ex Plant, Raipur	Fines, Fe 70/68%	EXW	07 Sep 14.09 IST	7,100	0	+150	+50
Ex-Kandla	Fines, Fe 70/68%	DAP	07 Sep 14.09 IST	6,400	-100	-375	-650

Sponge Iron (Global)

Particular/Delivery	Size/Grade	Delivery	As On	Price	Change	1M	3M
Global prices (in USD/MT)							
CNF Bangladesh	FeM 80% (+/-1), 100% lumps	-	05 Sep 17.31 IST	\$361	-4	-17	-36
CNF Nepal	Mix (70% lumps, 30% fines), FeM 80% (+/-1)	-	05 Sep 17.31 IST	\$345	-1	-19	-46

Melting Scrap (Global)

Global prices (in USD/MT)							
FOB Europe	HMS 80:20 (Bulk)	-	04 Sep 18.32 IST	\$336	+1	-9	-21
FOB USA	HMS 80:20	-	09 Sep 17.11 IST	\$344	0	-4.25	-14.6
	Shredded	-	09 Sep 17.11 IST	\$364	0	-4.25	-14.6
CNF Bangladesh	H2 (Bulk, Japan origin)	-	04 Sep 18.33 IST	\$387	-4	-18	-9
	HMS 80:20 (Bulk, US Origin)	-	04 Sep 18.33 IST	\$390	-2	-13	-10
	HMS 80:20 (Containers, Europe Origin)	-	09 Sep 18.33 IST	\$394	+4	-5.5	-7.8
	Shredded (Containers, UK Origin)	-	09 Sep 18.33 IST	\$403	0	-17	-19.2
CNF China	H2	-	09 Sep 11.59 IST	\$322	0	-11.5	-16.6
	HMS 80:20 (Bulk)	-	09 Sep 11.59 IST	\$345	-1	-11.25	-5.4
	Shredded	-	09 Sep 11.59 IST	\$410	0	0	+2
CNF India	HMS 80:20 (Europe Origin, Containers)	-	09 Sep 18.33 IST	\$369	+5	-10.25	-22.6
	HMS 80:20 (West Africa Origin, Containers)	-	09 Sep 18.33 IST	\$368	+3	-9.75	-22.4
	HMS 80:20 (West Africa Origin, Containers)	-	09 Sep 18.33 IST	\$372	+4	-9.75	-22.6
	Shredded (Europe Origin, Containers)	-	09 Sep 18.33 IST	\$394	+4	-13.5	-23.6
	Shredded (US Origin, Containers)	-	09 Sep 18.33 IST	\$389	+4	-15	-25.6
CNF Pakistan	Shredded (Containers, Europe Origin)	-	09 Sep 18.33 IST	\$402	+1	-8.75	-20.6
CNF Taiwan	HMS 80:20 (US Origin, Containers)	-	04 Sep 12.28 IST	\$328	+2	-17	-17
CNF Thailand	HMS 70:30	-	29 Jan 17.41 IST	\$352	+2	NA	NA
CNF Turkey	HMS 80:20 (Bulk, US Origin)	-	09 Sep 18.33 IST	\$371	+1	-3.25	-15

CNF Vietnam	H2, (Bulk, Japan origin)	-	09 Sep 18.33 IST	\$353	-7	-13	-17
	HMS 80:20 (Bulk, US Origin)	-	09 Sep 18.33 IST	\$364	-7	-11	-18

Pig Iron (Global)

Particular/Delivery	Size/Grade	Delivery	As On	Price	Change	1M	3M
Global prices (in USD/MT)							
FOB Black Sea	Steel Grade	-	07 Sep 11.40 IST	\$382	-6	-10	-38
FOB Brazil	Steel Grade	-	07 Sep 11.40 IST	\$437	0	-5	-10
CNF Italy	Steel Grade	-	07 Sep 11.42 IST	\$430	-5	-9	-38

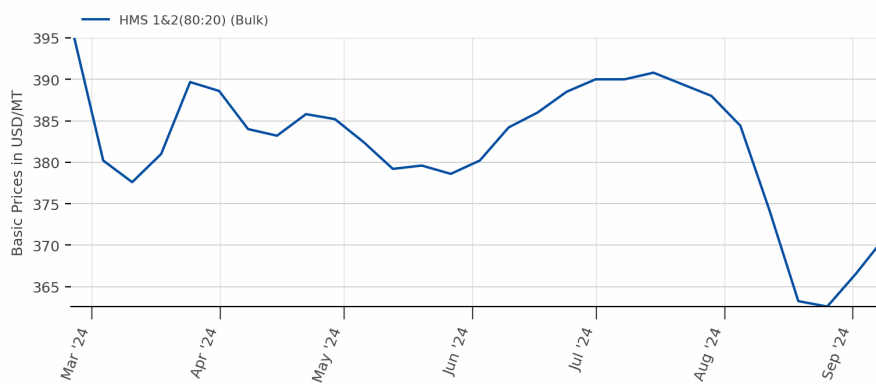
Weekly Assessment,, *Tender Prices in export

Ship Breaking (Global)

Global prices (in USD/MT)							
CNF Bangladesh	Containers	-	03 Sep 11.29 IST	\$530	0	+10	-30
	Tanker	-	03 Sep 11.29 IST	\$520	0	+10	-20
CNF India	Containers	-	03 Sep 11.29 IST	\$520	0	-10	-40
	Tanker	-	03 Sep 11.29 IST	\$510	0	-10	-30
CNF Pakistan	Containers	-	03 Sep 11.29 IST	\$510	0	-30	-20
	Tanker	-	03 Sep 11.29 IST	\$500	0	-30	-20
CNF Turkey	Containers	-	03 Sep 11.29 IST	\$365	0	-15	-15
	Tanker	-	03 Sep 11.29 IST	\$355	0	-15	-15

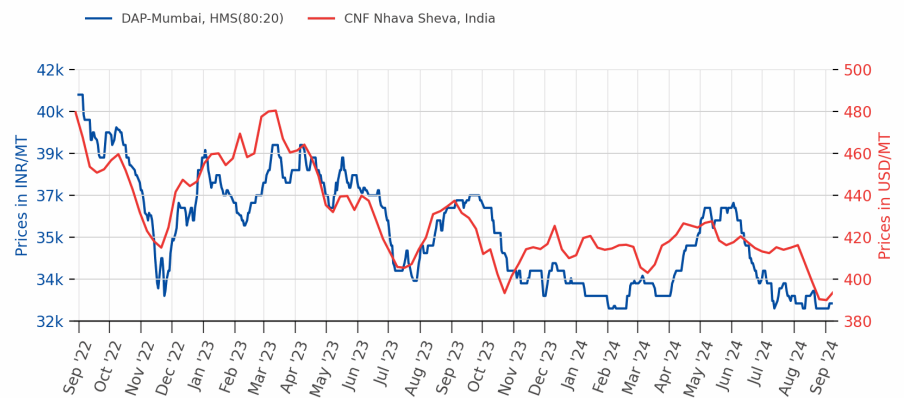
Note:- W-O-W: Week On Week, 1M: Change over last month, 3M: Change over last 3 months

Melting Scrap, CNF Turkey



Source:BigMint

Melting Scrap DAP Mumbai/CNF India



Source:BigMint

Scrap & Metallic News

South Asia: Imported shredded scrap offers from UK/Europe

Offers in \$/t, CFR

Source: BigMint

South Asia: Indian buyers steer clear of scrap imports amid cost-effective local supply

2024-09-09 [READ MORE](#)

Vietnam: Imported bulk scrap prices

Prices in \$/t, CFR Vietnam

Source: BigMint

Vietnam: Imported ferrous scrap prices drop to 2-year low amid weak steel demand

2024-09-09 [READ MORE](#)

India: Melting scrap index DAP-Mandi Gobingarh (End Cutting vs Billet)

Price in INR/t

End Cutting - INR 36,800/t (-200) 9 Sept'24

Source: BigMint

India: BigMint's scrap index falls by INR 200/t amid muted steel demand - 9 Sep'24

2024-09-09 [READ MORE](#)

India Sponge iron price & trade volume

Quantity in t

Prices in INR/t

Source: BigMint Research

India: Sponge iron prices fall d-o-d - 9 Sep

2024-09-09 [READ MORE](#)

54th GST Council Meeting

Reverse Charge Mechanism on metal scrap trades - Union Finance Minister

GST Council Meeting: Reverse Charge Mechanism on metal scrap trades- Union Finance Minister

2024-09-09 [READ MORE](#)

Canada's ferrous scrap exports in Jul'24

Quantity in tonne (t)

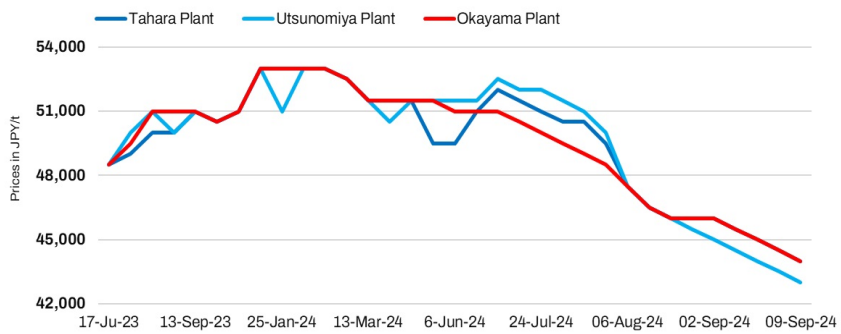
Major importers of Canada - Jul'24

Source: BigMint

Canada's ferrous scrap exports surge by 15% m-o-m in Jul'24

2024-09-09 [READ MORE](#)

Japan: Tokyo Steel H2 scrap purchase price trend



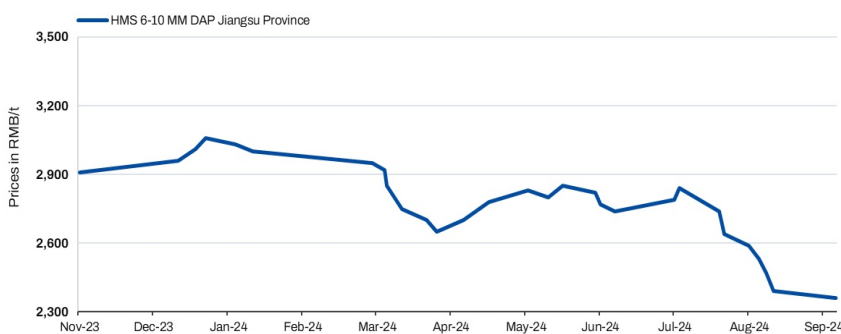
Source: BigMint

Japan: Tokyo Steel further cuts scrap buying prices by JPY 500/t (\$3/t)

2024-09-09

READ MORE

China: Shagang Steel scrap purchase price trend



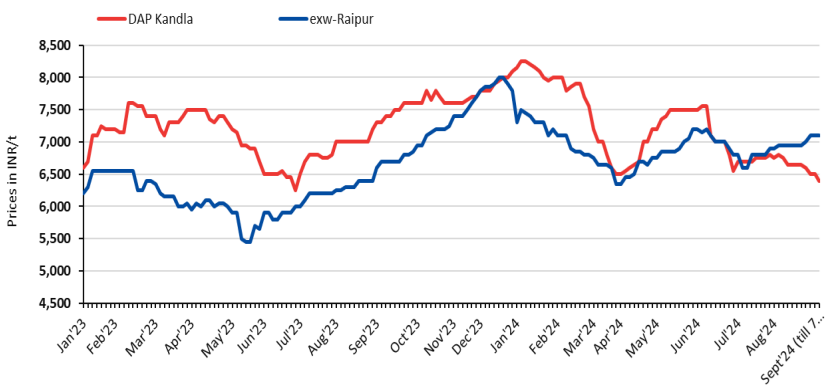
Source: BigMint

China: Shagang Steel reduces ferrous scrap procurement prices by \$4/t

2024-09-09

READ MORE

India: Domestic mill-scale prices



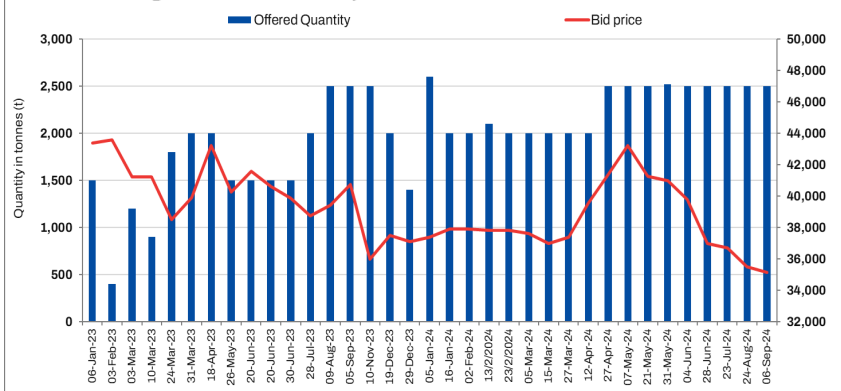
Source: BigMint

India: Mill scale prices drop in Kandla, stable in Raipur

2024-09-07

READ MORE

SAIL DSP Pig Iron auction summary



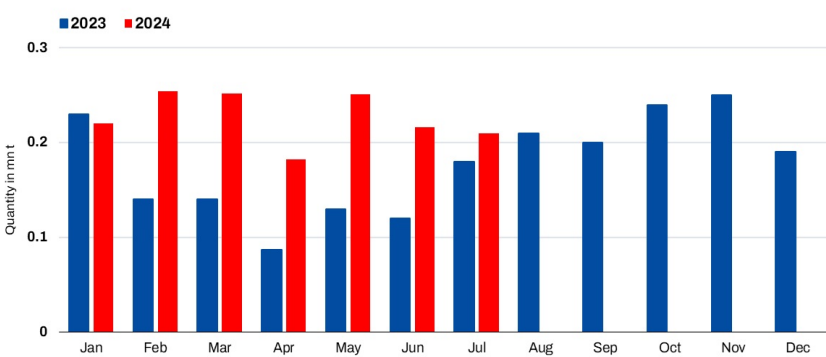
Source: SteelMint Research

India: Bids received for entire quantity in SAIL-DSP's pig iron auction

2024-09-06

READ MORE

Pakistan ferrous scrap import volume



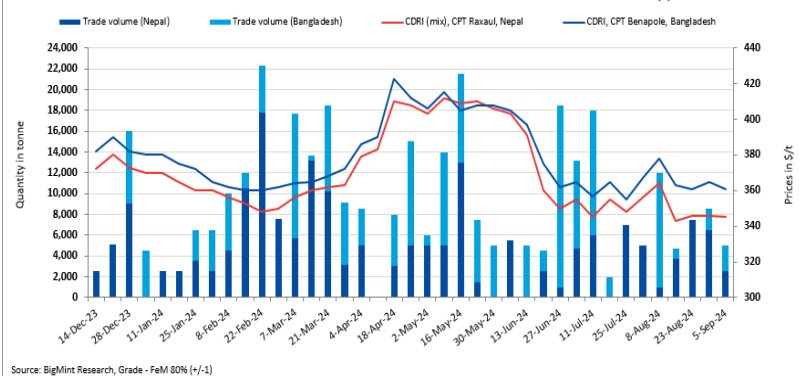
Source: BigMint Stats, Customs Data

Pakistan's ferrous scrap imports fall by 3% m-o-m in Jul'24

2024-09-06

READ MORE

India: Sponge iron Export Trade Vs Prices



Source: BigMint Research, Grade - FeM 80% (+/-1)

India: Sponge iron export offers inch down by \$1-4/t w-o-w for Nepal, Bangladesh

2024-09-06

READ MORE

Steel

Ingot/Billet (India)

Region	Particular	INGOT				BILLET			
		Price	Change	W-O-W	1M	Price	Change	W-O-W	1M
Indian prices (in INR/MT) As on 09 Sep 2024									
North India	Ghaziabad	40,400	-200	-100	-400	-	-	-	-
North India	Ludhiana	43,000	-200	-800	-1,500	-	-	-	-
North India	Mandi Gobindgarh	41,500	-200	0	-350	41,500	-200	0	-400
North India	Muzaffarnagar	40,200	-200	-100	-400	-	-	-	-
East India	Rourkela	36,800	-100	0	-200	37,500	-100	0	0
Central India	Raigarh	37,300	-200	-100	-300	37,600	-50	-150	-200
Central India	Raipur	37,400	-100	-300	-750	37,700	-100	-250	-700
West India	Ahmedabad	40,200	0	-100	+200	40,500	-100	-300	-600
West India	Jaipur	40,100	-200	-100	-200	-	-	-	-
West India	Mumbai	40,000	-200	-400	-700	40,400	-200	-400	-600
East India	Durgapur	-	-	-	-	38,200	-100	-200	-600
East India	Kolkata	-	-	-	-	38,900	-100	-200	-600
West India	Bhavnagar	-	-	-	-	40,400	-100	-200	-200
West India	Goa	-	-	-	-	40,500	0	0	+200
West India	Jalna	-	-	-	-	40,100	-100	-300	-400
South India	Chennai	-	-	-	-	41,500	0	0	-500
South India	HINDPUR	-	-	-	-	40,700	0	0	-100
South India	Hyderabad	-	-	-	-	39,500	0	0	0
Eastern India	Ramgarh	-	-	-	-	38,300	0	0	-400

All prices are basic, GST @ 18% extra. Ingot - 3.5"*4.5", Commercial Grade, Billet - 100*100

Rebar (India)

Particular/Delivery	Size/Grade	Delivery	As On	Price	PRICE @ 18%GST	Change	1M	3M
Indian prices (in INR/MT)								
Exy-Delhi/NCR	12-32mm, BF Route, IS 1786 Fe 550D	Ex-Yard	06 Sep 17.33 IST	50,800	59,900	+600	0	-7,300
	12-32mm, BF Route, IS 1786 Fe 500D	Ex-Yard	06 Sep 17.33 IST	50,800	59,900	+600	0	-7,300
Exy-Durgapur	12-32mm BF Route, IS 1786 Fe 500D	Ex-Yard	06 Sep 17.33 IST	48,700	57,500	-100	-2,000	-8,200
	12-32mm BF Route, IS 1786 Fe 550D	Ex-Yard	06 Sep 17.33 IST	48,700	57,500	-100	-2,000	-8,200
Exy-Ahmedabad	12-32mm BF Route, IS 1786 Fe 500D	Ex-Yard	06 Sep 17.33 IST	50,400	59,500	+800	-200	-8,000
	12-32mm BF Route, IS 1786 Fe 550D	Ex-Yard	06 Sep 17.33 IST	50,400	59,500	+800	-200	-8,000
Exy-Mumbai	12-32mm, BF Route, IS 1786 Fe 500D	Ex-Yard	06 Sep 17.33 IST	50,600	59,700	+300	+300	-7,200
	12-32mm, BF Route, IS 1786 Fe 550D	Ex-Yard	06 Sep 17.33 IST	50,600	59,700	+300	+300	-7,200
Exy-Bangalore	12-32mm, BF Route, IS 1786 Fe 550D	Ex-Yard	06 Sep 17.33 IST	51,100	60,300	+300	-600	-7,400
	12-32mm, BF Route, IS 1786 Fe 500D	Ex-Yard	06 Sep 17.33 IST	51,100	60,300	+300	-600	-7,400
Exy-Chennai	12-32mm, BF Route, IS 1786 Fe 500D	Ex-Yard	06 Sep 17.33 IST	50,800	59,900	+500	-800	-7,600
	12-32mm, BF Route, IS 1786 Fe 550D	Ex-Yard	06 Sep 17.33 IST	50,800	59,900	+500	-800	-7,600
Exy-Hyderabad	12-32mm, BF Route, IS 1786 Fe 500D	Ex-Yard	06 Sep 17.33 IST	50,000	59,000	+700	-300	-7,900
	12-32mm, BF Route, IS 1786 Fe 550D	Ex-Yard	06 Sep 17.33 IST	50,000	59,000	+700	-300	-7,900
Indian prices (in INR/MT)								
Ex-Delhi/NCR	12-25mm, IF Route, Fe 500, IS 1786	Ex-Works	09 Sep 13.28 IST	44,600	52,600	0	-900	-5,000
Ex-Jaipur	12-25mm IF route, Fe 500, IS 1786	Ex-Works	09 Sep 17.43 IST	43,800	51,700	-200	-400	-4,700
Ex-Mandi Gobindgarh	12-25mm, IF Route, Fe 500, IS 1786	Ex-Works	09 Sep 13.28 IST	46,200	54,500	-100	-100	-4,400
Ex-Muzaffarnagar	12-25mm, IF Route, Fe 500, IS 1786	Ex-Works	09 Sep 17.43 IST	43,400	51,200	-400	-1,200	-5,200
Ex-Durgapur	12-25mm, IF Route, Fe 500D, IS 1786	Ex-Works	09 Sep 17.43 IST	42,400	50,000	0	-700	-5,200
	12-25mm, IF Route, Fe 500, IS 1786	Ex-Works	09 Sep 17.43 IST	40,300	47,600	0	-800	-5,200
Ex-Rourkela	12-25mm, IF Route, Fe 500D, IS 1786	Ex-Works	09 Sep 13.28 IST	46,500	54,900	-500	-2,100	-5,300
	12-25mm, IF Route, Fe 500, IS 1786	Ex-Works	09 Sep 13.28 IST	40,800	48,100	-200	-400	-5,200
Ex-Raigarh	12-25mm, IF Route, Fe 500, IS 1786	Ex-Works	09 Sep 13.28 IST	40,600	47,900	-400	+100	-5,100
Ex-Raipur	12-25mm, IF Route, Fe 500D, IS 1786	Ex-Works	09 Sep 13.28 IST	44,500	52,500	-500	+200	-5,000
	12-25mm, IF Route, Fe 500, IS 1786	Ex-Works	09 Sep 17.43 IST	41,000	48,400	-300	-200	-5,300
Ex-Ahmedabad	12-25mm, IF Route, Fe 500, IS 1786	FOR	09 Sep 17.43 IST	44,700	52,700	-100	-900	-4,900

Ex-Goa	12-25mm, IF Route, Fe 500, IS 1786	Ex-Works	09 Sep 13.28 IST	46,000	54,300	0	- 500	- 4,200
Ex-Jalna	12-25mm, IF Route, Fe 500, IS 1786	Ex-Works	09 Sep 13.28 IST	44,700	52,700	0	+ 200	- 5,800
Ex-Mumbai	12-25mm, IF Route, Fe 500, IS 1786	Ex-Works	09 Sep 13.28 IST	45,700	53,900	0	+ 700	- 4,500
Ex-Bangalore	12-25mm, IF Route, Fe 550, IS 1786	Ex-Works	09 Sep 13.28 IST	46,200	54,500	0	0	- 4,100
	12-25mm, IF Route, Fe 550D, IS 1786	Ex-Works	09 Sep 13.28 IST	49,500	58,400	0	- 500	- 3,500
Ex-Chennai	12-25mm, IF Route, Fe 500, IS 1786	Ex-Works	09 Sep 13.28 IST	46,000	54,300	0	- 1,000	- 3,800
Ex-Hyderabad	12-25mm, IF Route, Fe 500, IS 1786	Ex-Works	09 Sep 13.28 IST	43,500	51,300	0	0	- 4,000
Ex-Patna	12-25mm IF route, Fe 500, IS 1786	Ex-Works	09 Sep 13.28 IST	42,300	49,900	- 200	- 400	- 5,200

Structure (Medium & Small Scale Producers) (India)

Region/Zone	Particular	40 ANGLE	Change	1M	75 CHANNEL	Change	1M	200 BEAM	Change	1M
Indian prices (in INR/MT)										
North India	Ghaziabad	-	-	-	-	-	-	48,600	0	- 500
East India	Durgapur	43,700	0	- 300	43,700	0	- 300	44,150	0	- 600
Central India	Raipur	-	-	-	43,600	- 200	- 700	-	-	-
West India	Ahmedabad	45,800	0	- 100	45,800	0	- 100	-	-	-
West India	Mumbai	48,100	- 500	- 300	48,900	- 500	- 300	-	-	-
South India	Hyderabad	46,700	0	- 300	46,300	0	- 300	-	-	-

Indian Structure price assessment frequency has been increased from weekly to daily basis, All prices are basic, Commercial Grade, Basic Price GST @ 18% extra

Wire Rod (India)

Particular	Size/Grade	Raipur	Change	W-O-W	Durgapur	Change	W-O-W
Indian prices (in INR/MT)							
SWRY 14 LC Gr 3, Induction route	5.5 mm	41,300	- 200	- 500	41,300	0	- 300
HB Wire, Induction route	12 Gauge	43,800	- 200	- 500	43,800	0	- 300
GI Wire, Induction route	12 Gauge	47,700	- 100	- 300	51,300	0	- 300
Barbed Wire, Induction route	12*12 Gauge	49,700	- 100	- 300	54,300	0	- 300
Binding Wire, Induction route	20 Gauge	50,000	- 200	- 500	50,100	0	- 500

Daily Assessment, Commercial Grade, Basic Price GST @ 18% extra

HRC (India)

Particular/Delivery	Size/Grade	Delivery	As On	Price	Change	1M	3M
Indian prices (in INR/MT)							
Delhi	2.5-8mm / CTL, IS2062, Gr E250 Br.	Ex-stockyard	06 Sep 17.41 IST	48,800	- 200	- 2,150	- 5,800
	1.8mm / CTL, IS2062, Gr E250 Br.	Ex-stockyard	06 Sep 17.41 IST	50,500	0	- 1,850	- 5,000
Faridabad	2.5-8mm / CTL, IS2062, Gr E350 Br.	Ex-stockyard	06 Sep 17.41 IST	52,000	0	- 1,850	- 5,000
	2.5-8mm / CTL, IS2062, Gr E250 Br.	Ex-stockyard	06 Sep 17.41 IST	49,000	0	- 1,850	- 5,000
Ludhiana	2.5-8mm / CTL, IS2062, Gr E250 Br.	Ex-stockyard	06 Sep 17.41 IST	49,500	0	- 1,500	- 5,800
Kolkata	2.5-8mm / CTL, IS2062, Gr E250 Br.	Ex-stockyard	06 Sep 17.41 IST	46,900	- 300	- 3,000	- 5,950
Ahmedabad	2.5-8mm / CTL, IS2062, Gr E250 Br.	Ex-stockyard	06 Sep 17.41 IST	50,300	- 500	- 1,650	- 4,200
	2.5-8mm / CTL, IS2062, Gr E350 Br.	Ex-stockyard	06 Sep 17.41 IST	52,000	0	- 2,050	- 4,950
Mumbai	1.8mm / CTL, IS2062, Gr E250 Br.	Ex-stockyard	06 Sep 17.41 IST	50,500	0	- 2,050	- 4,850
	2.5-8mm / CTL, IS2062, Gr E250 Br.	Ex-stockyard	06 Sep 17.41 IST	49,000	0	- 2,050	- 4,950
Bangalore	2.5-8mm / CTL, IS2062, Gr E250 Br.	Ex-stockyard	06 Sep 17.41 IST	51,700	0	- 2,300	- 4,900
Chennai	2.5-8mm / CTL, IS2062, Gr E250 Br.	Ex-stockyard	06 Sep 17.41 IST	50,400	0	0	- 5,400
	1.8mm / CTL, IS2062, Gr E250 Br.	Ex-stockyard	06 Sep 17.41 IST	52,300	0	+ 400	- 5,000
Hyderabad	2.5-8mm / CTL, IS2062, Gr E250 Br.	Ex-stockyard	06 Sep 17.41 IST	49,800	0	- 1,700	- 4,700

Weekly Assessment, Commercial Grade, *Basic Price GST @ 18% extra.,

CRC (India)

Particular/Delivery	Size/Grade	Delivery	As On	Price	Change	1M	3M
Indian prices (in INR/MT)							
Delhi	0.90mm / CTL, IS 513, CR1	Ex-stockyard	06 Sep 17.48 IST	57,000	0	- 1,450	- 4,200
Faridabad	0.90mm / CTL, IS 513, CR1	Ex-stockyard	06 Sep 17.48 IST	56,700	0	- 1,900	- 3,700
	0.5mm / CTL, IS 513, CR1	Ex-stockyard	06 Sep 17.48 IST	58,200	0	- 1,900	- 3,700
Ludhiana	0.90mm / CTL, IS 513, CR1	Ex-stockyard	06 Sep 17.48 IST	56,900	0	- 2,100	- 4,500
Kolkata	0.90mm / CTL, IS 513, CR1	Ex-stockyard	06 Sep 17.48 IST	52,800	- 700	- 3,200	- 5,700
Ahmedabad	0.90mm / CTL, IS 513, CR1	Ex-stockyard	06 Sep 17.48 IST	57,100	- 200	- 1,750	- 3,900

Mumbai	0.5mm / CTL, IS 513, CR1	Ex-stockyard	06 Sep 17.48 IST	57,700	-200	-1,950	-4,250
	0.90mm / CTL, IS 513, CR1	Ex-stockyard	06 Sep 17.48 IST	56,200	-200	-1,950	-4,250
Bangalore	0.9mm / CTL, IS 513, CR1	Ex-stockyard	06 Sep 17.48 IST	59,500	-300	-2,200	-3,800
Chennai	0.5mm / CTL, IS 513, CR1	Ex-stockyard	06 Sep 17.48 IST	62,500	0	-1,000	-2,450
	0.90mm / CTL, IS 513, CR1	Ex-stockyard	06 Sep 17.48 IST	61,000	0	-1,000	-2,450
Hyderabad	0.90mm / CTL, IS 513, CR1	Ex-stockyard	06 Sep 17.48 IST	58,000	-200	-2,250	-4,700

Weekly Assessment, Commercial Grade, *Basic Price GST @ 18% extra.,

HR Plate (India)

Particular/Delivery	Size/Grade	Delivery	As On	Price	Change	1M	3M
Indian prices (in INR/MT)							
Delhi	60-100mm, Gr E350 Br.	Ex-stockyard	04 Sep 18.08 IST	61,100	-800	-2,100	-5,000
	5-10mm, Gr E350 Br.	Ex-stockyard	04 Sep 18.08 IST	53,500	-500	-1,300	-4,300
	20-40mm, Gr E350 Br.	Ex-stockyard	04 Sep 18.08 IST	58,000	-200	-1,800	-4,100
	60-100mm, Gr E250 Br.	Ex-stockyard	04 Sep 18.08 IST	57,900	-500	-1,800	-4,700
	5-10mm, Gr E250 Br.	Ex-stockyard	04 Sep 18.08 IST	50,000	-500	-1,300	-4,500
	20-40mm, Gr E250 Br.	Ex-stockyard	04 Sep 18.08 IST	54,400	-300	-1,900	-4,100
Mumbai	60-100mm, Gr E350 Br.	Ex-stockyard	04 Sep 18.08 IST	61,000	-800	-2,000	-4,300
	5-10mm, Gr E350 Br.	Ex-stockyard	04 Sep 18.08 IST	54,000	0	-1,200	-4,500
	20-40mm, Gr E350 Br.	Ex-stockyard	04 Sep 18.08 IST	56,900	-900	-2,100	-4,500
	60-100mm, Gr E250 Br.	Ex-stockyard	04 Sep 18.08 IST	57,500	-800	-2,100	-4,300
	5-10mm, Gr E250 Br.	Ex-stockyard	04 Sep 18.08 IST	50,500	0	-1,000	-4,500
	20-40mm, Gr E250 Br.	Ex-stockyard	04 Sep 18.08 IST	53,500	-700	-2,200	-4,500

Weekly Assessment, Commercial Grade, Basic Price GST @ 18% extra

GP (India)

Indian prices (in INR/MT)							
Delhi	0.7mm / CTL, 120 GSM, IS277	Ex-stockyard	05 Sep 18.12 IST	59,100	-400	-3,000	-6,800
	0.6mm / CTL, 120 GSM, IS277	Ex-stockyard	05 Sep 18.12 IST	60,600	-200	-2,900	-6,800
Mumbai	0.8mm / CTL, 120 GSM, IS277	Ex-stockyard	05 Sep 18.12 IST	60,300	0	-2,100	-4,600
	0.6mm / CTL, 120 GSM, IS277	Ex-stockyard	05 Sep 18.12 IST	61,800	0	-2,100	-4,600
Chennai	0.8-1.6mm / CTL, 120gsm, IS277	Ex-stockyard	05 Sep 18.12 IST	63,500	-300	-1,300	-7,000
	0.6mm / CTL, 120 GSM, IS277	Ex-stockyard	05 Sep 18.12 IST	65,000	-300	-1,300	-7,000
Hyderabad	0.8mm / CTL, 120 GSM, IS277	Ex-stockyard	05 Sep 18.12 IST	62,500	-800	-4,000	-6,800
	0.6mm / CTL, 120 GSM, IS277	Ex-stockyard	05 Sep 18.12 IST	64,000	-800	-4,000	-6,800

PPGI (India)

Particular/Delivery	Size/Grade	Delivery	As On	Price	Change	1M	3M
Indian prices (in INR/MT)							
Delhi	0.5mm / CTL, 90 GSM, IS14246	Ex-stockyard	05 Sep 18.02 IST	69,000	0	-3,300	-5,900
Mumbai	0.5mm / CTL, 90 GSM, IS14246	Ex-stockyard	05 Sep 18.02 IST	69,000	0	-1,000	-5,400

MS Pipes (India)

Indian prices (in INR/MT)							
Ex-Raipur	41-60 OD (Patra Based)	Ex-works	09 Sep 16.01 IST	40,700	-300	-1,100	-6,100
Ex-Mandi Gobindgarh	41-60 OD (Patra Based)	Ex-works	09 Sep 16.01 IST	43,300	-100	-1,300	-4,700
Exy-Delhi	2.2-6mm, IS 1239,IS 1161 (HR Coil Based)	Ex-Yard	04 Sep 17.44 IST	53,000	-2,000	-3,000	-9,500
Exy-Raipur	2.2-6mm, IS 1239,IS 1161 (HR Coil Based)	Ex-Yard	04 Sep 17.44 IST	51,500	-2,500	-3,500	-8,500
Exy-Mumbai	2.2-6mm, IS 1239,IS 1161 (HR Coil Based)	Ex-Yard	04 Sep 17.44 IST	52,000	-2,000	-3,000	-9,000
Exy-Pune	2.2-6mm, IS 1239,IS 1161 (HR Coil Based)	Ex-Yard	04 Sep 17.44 IST	52,000	-2,000	-3,000	-9,000
Exy-Bangalore	2.2-6mm, IS 1239,IS 1161 (HR Coil Based)	Ex-Yard	04 Sep 17.44 IST	53,000	-1,500	-2,500	-7,500
Exy-Hyderabad	2.2-6mm, IS 1239,IS 1161 (HR Coil Based)	Ex-Yard	04 Sep 17.44 IST	52,500	-2,000	-3,000	-8,500

Billet (Global)

Particular/Delivery	Size/Grade	Delivery	As On	Price	Change	1M	3M
Global prices (in USD/MT)							
FOB India	150*150, 3SP/4SP	-	03 Sep 18.08 IST	\$490	0	0	NA
FOB Iran	130*130, 3SP	-	06 Sep 18.08 IST	\$465	0	-5	-17
FOB Russia	130*130, 3SP	-	06 Sep 18.08 IST	\$473	0	-12	-22
CNF Nepal	100*100, IS 2831 (IF Grade)	-	06 Sep 18.05 IST	\$481	-3	-4.5	-57
CNF Philippines	150*150, 3SP	-	06 Sep 18.05 IST	\$460	-10	-22.5	-55.5
CNF Turkey	120*120	-	06 Sep 18.05 IST	\$485	0	-15	-35

Weekly Assessment

Rebar (Global)

Particular/Delivery	Size/Grade	Delivery	As On	Price	Change	1M	3M
Global prices (in USD/MT)							
FOB Turkey	12-32mm, Commercial	-	06 Sep 11.08 IST	\$585	+13	+7	+7

Wire Rod (Global)

Particular/Delivery	Size/Grade	Delivery	As On	Price	Change	1M	3M
Global prices (in USD/MT)							
CNF Nepal	5.5-6.0mm, Commercial Grade	-	07 Sep 13.18 IST	\$525	0	-5	-57
	6-8 mm, ASTM A510 SAE 1008	-	07 Sep 13.18 IST	\$580	-10	-5	NA

HRC (Global)

Particular/Delivery	Size/Grade	Delivery	As On	Price	Change	1M	3M
Global prices (in USD/MT)							
CNF Bangladesh	2mm, SAE 1006 (China origin)	-	03 Sep 18.45 IST	\$520	0	-20	-50
CNF Dubai	2mm, SAE1006 (India origin), SAE1006	-	23 Apr 18.30 IST	\$595	0	NA	NA
CNF Europe	3-4mm, S235JR	-	03 Sep 18.45 IST	\$520	0	-30	-60
	3mm+, S275	-	03 Sep 18.45 IST	\$610	-10	NA	-60
CNF India	2-12 mm, SS400 (China Origin)	-	03 Sep 18.45 IST	\$495	0	-40	-60
	3mm, SS400 (South Korea Origin)	-	16 Jul 18.40 IST	\$570	-30	NA	NA
CNF Nepal	2mm, SAE1006 (India origin), SAE1006	-	03 Sep 18.45 IST	\$555	-5	-25	-80
CNF Pakistan	2mm, SS400 (China origin), SS400	-	03 Sep 18.45 IST	\$486	-14	-32	-64
	2mm, SS400 (Japan origin), SS400	-	28 May 18.42 IST	\$585	0	NA	NA
CNF UAE	2mm, SAE1006 (China Origin)	-	03 Sep 18.45 IST	\$500	0	-40	-67
	2 mm, SAE 1006 (Formosa, skin pass)	-	29 Aug 12.32 IST	\$517	-17	NA	-58
	2-20mm, SAE 1006 (India Origin)	-	09 Apr 18.25 IST	\$567	0	NA	NA
CNF Vietnam	2-3mm, SAE 1006 (China Origin)	-	03 Sep 18.45 IST	\$485	0	-25	-65
	Thickness - 2-6 mm, Width - 1.1-1.3m	-	04 Sep 18.57 IST	\$515	-15	NA	NA
FOB Black Sea	3mm, SAE1006	-	03 Sep 18.43 IST	\$480	-15	-50	-72
FOB China	3-12mm, SS400	-	03 Sep 18.43 IST	\$465	0	-30	-60
FOB India	2.5 mm, SAE1006	-	23 Apr 18.30 IST	\$560	0	NA	NA
FOB Japan	2mm, SS400	-	27 Aug 18.50 IST	\$505	-25	-35	-55
FOB South Korea	1.6-2.5mm, SAE 1006	-	13 Aug 18.46 IST	\$520	-30	NA	NA

CRC (Global)

Particular/Delivery	Size/Grade	Delivery	As On	Price	Change	1M	3M
Global prices (in USD/MT)							
FOB China	0.90mm, SPCC	-	04 Sep 18.26 IST	\$520	0	-35	-75
FOB India	0.9 mm, IS 513 Gr.O	-	04 Sep 18.26 IST	\$645	-10	-30	-55
FOB Russia	0.90mm, SPCC	-	04 Sep 18.26 IST	\$575	-15	-45	-70

HR Plate (Global)

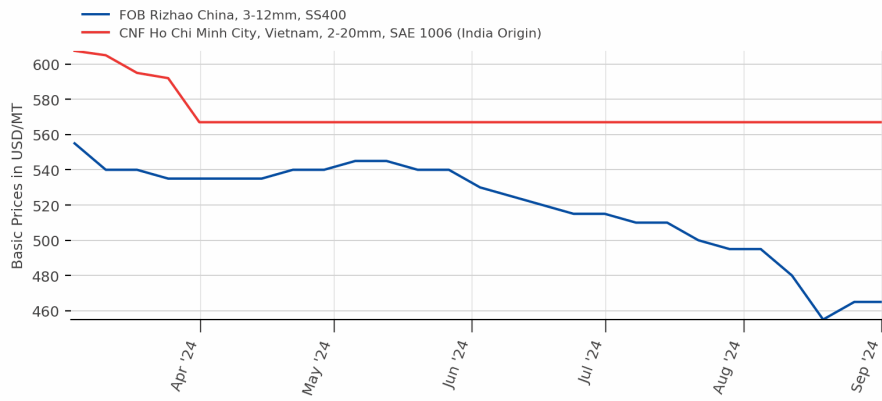
Particular/Delivery	Size/Grade	Delivery	As On	Price	Change	1M	3M
Global prices (in USD/MT)							
FOB China	5-10mm, SS 400	-	04 Sep 18.22 IST	\$475	-5	-50	-70

GP (Global)

Particular/Delivery	Size/Grade	Delivery	As On	Price	Change	1M	3M
Global prices (in USD/MT)							
FOB China	DX51D+z80, Width 1,000-1,500 mm, thickness 0.5-2mm	-	05 Sep 17.44 IST	\$585	-5	-30	-60
FOB India	Width 900-1250mm, thickness 0.50mm, DX51D+z80, BS EN 10142:2000	-	05 Sep 17.44 IST	\$745	0	0	-55

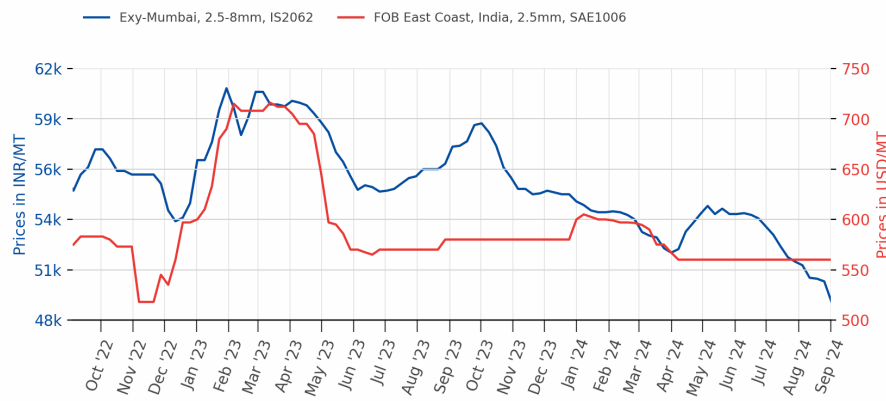
Note:- W-O-W: Week On Week, 1M: Change over last month, 3M: Change over last 3 months

HRC

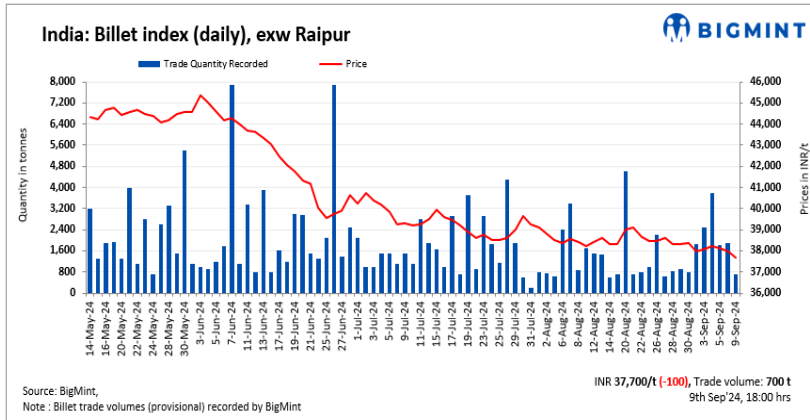


Source:BigMint

Prices of HRC Exy Mumbai/FOB India



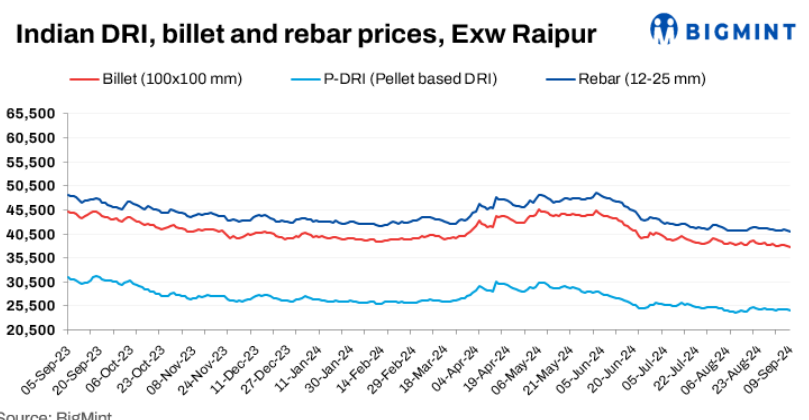
Source:BigMint



India: BigMint's billet index falls INR 100/t d-o-d on weak market sentiments - 9 Sep

2024-09-09

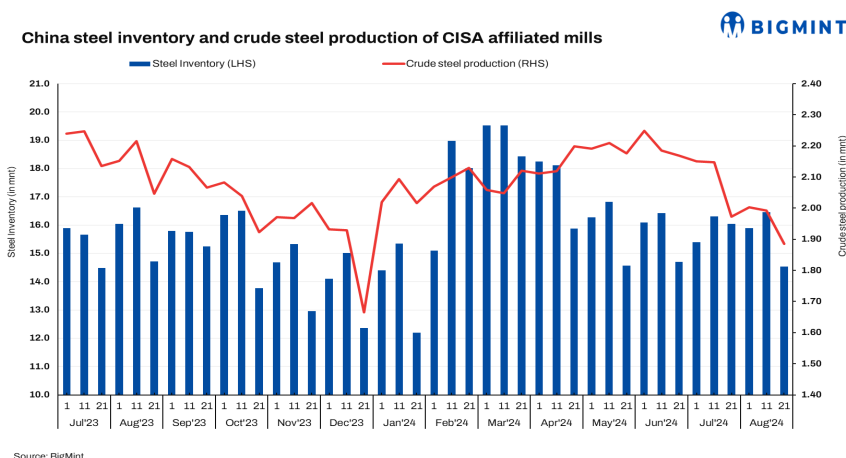
[READ MORE](#)



Indian DRI, billet, and rebar update - 9 Sep

2024-09-09

[READ MORE](#)



China: Steel inventories at CISA-affiliated mills decrease in late Aug'24

2024-09-09

[READ MORE](#)

India: Brandwise rebar offers

India's brand-wise rebar offers from BF and IF route mills - 9 Sep

2024-09-09

[READ MORE](#)

India steel indices table

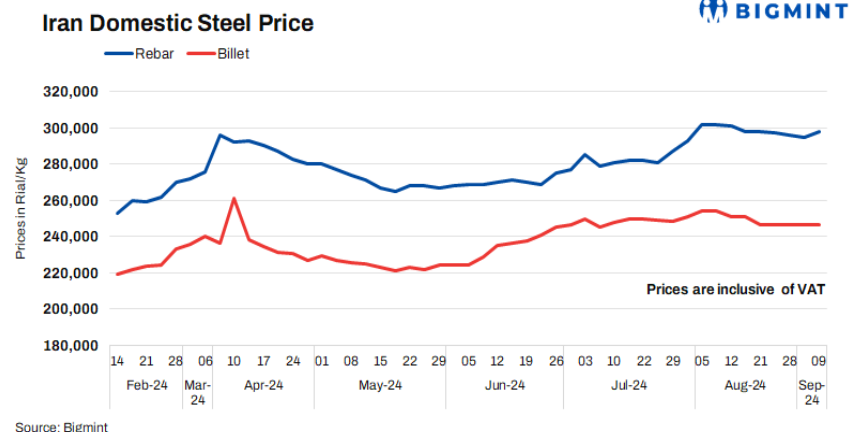
Indices as on Friday	06-Sep-24	30-Aug-24	23-Aug-24	16-Aug-24	09-Aug-24
India Rebar Index	126.1	126.6	126.9	126.6	127.1
	-0.4%	-0.2%	+0.2%	-0.3%	-1.6%
India Wire Rod Index	143.4	142.2	144.1	144.4	144.7
	+0.8%	-1.3%	-0.2%	-0.2%	-1.5%
India Structure Steel Index	132.6	133.3	133.3	133.2	133.3
	-0.5%	=	+0.1%	-0.1%	-1.0%
India Steel Long Composite Index	131.1	131.2	131.9	131.8	132.1
	-0.1%	-0.5%	+0.1%	-0.3%	-1.5%
India HRC Index	131.6	133.3	134.4	134.9	136.2
	-1.3%	-0.8%	-0.3%	-1.0%	-0.9%
India CRC Index	133.6	135.0	136.1	136.7	138.0
	-1.1%	-0.8%	-0.5%	-0.9%	-0.7%
India GP Index	126.6	127.4	128.2	129.3	131.9
	-0.6%	-0.7%	-0.8%	-2.0%	-0.5%
India HR Plate Index	134.2	134.9	134.9	136.2	137.3
	-0.5%	=	-1.0%	-0.8%	-0.1%
India Flat Steel Composite Index	131.3	132.7	133.7	134.3	135.9
	-1.0%	-0.7%	-0.5%	-1.1%	-0.7%
India Steel Composite Index	131.2	132.0	132.7	133.0	134.0
	-0.8%	-0.8%	-0.2%	-0.7%	-1.1%

Index Base Year: 01 Jan'20 | Index Base Value: 100 | Changes indicated in are on w-o-w basis | Source: BigMint

India steel index continues to slide w-o-w; flats face greater challenges

2024-09-09

[READ MORE](#)

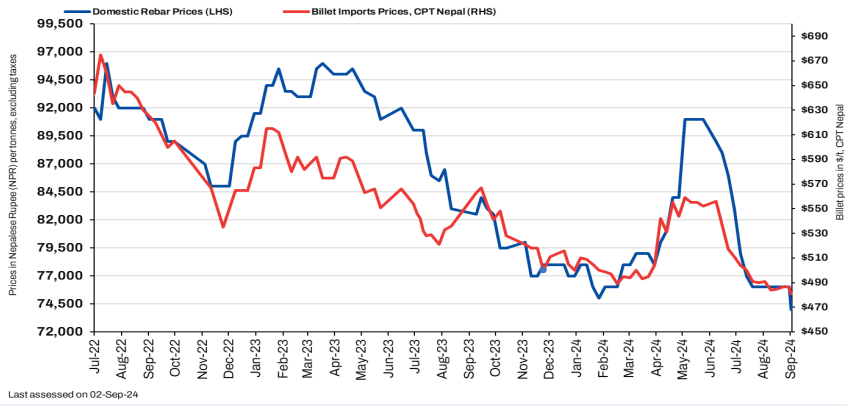


Iran: Domestic billet prices remain stable; rebar improves amid market challenges

2024-09-09

[READ MORE](#)

Nepal's Domestic Rebar Vs Import Billet Price Trend



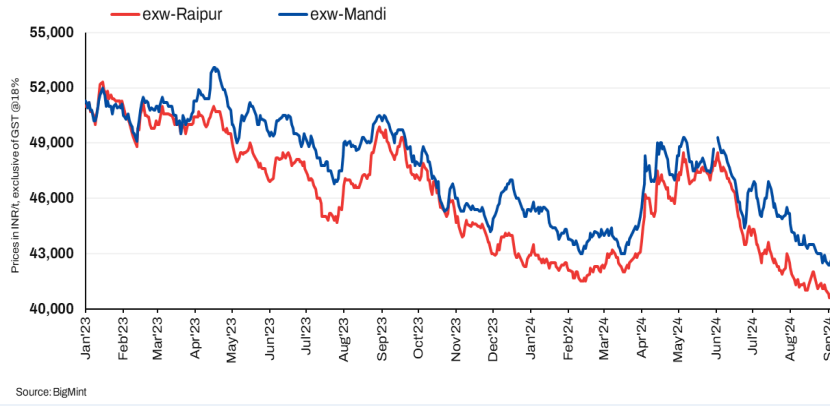
Last assessed on 02-Sep-24

Nepal: Rebar offers fall by \$15/t w-o-w

2024-09-07

READ MORE

HR-strip (Patra) prices, 2mm thickness



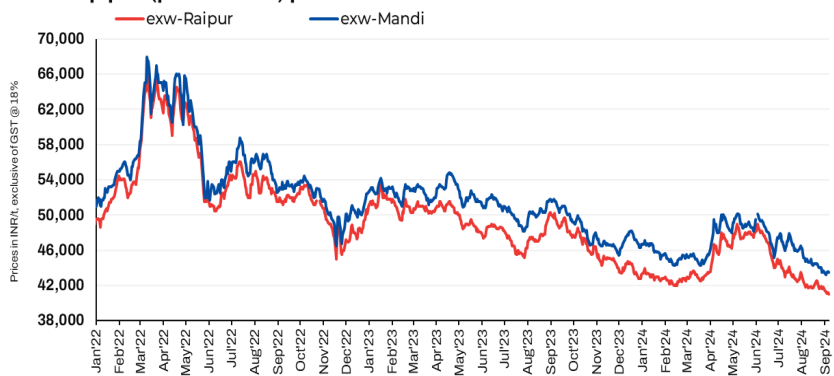
Source: BigMint

India: HR strip prices drop by up to INR 800/t w-o-w in key markets

2024-09-07

READ MORE

ERW pipes (patra based) prices - 41-60 OD



Source: BigMint

India: ERW patra pipe prices fall by INR 800/t w-o-w in Raipur

2024-09-07

READ MORE

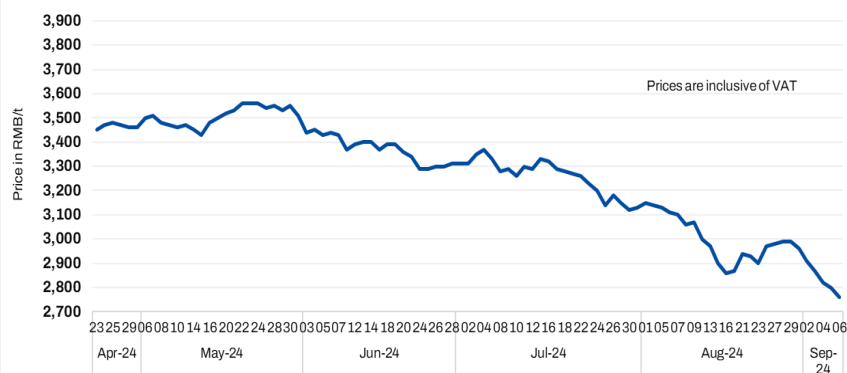


India: RINL floats 20,000 t billet export tender

2024-09-07

READ MORE

China Domestic Billet Price



Source: Bigmint

China: Steel billet prices drop further by RMB 40/t (\$6/t) d-o-d

2024-09-06

READ MORE



KEC International wins new orders worth INR 1,423 crores

2024-09-06

READ MORE

Ferro Alloy

Manganese Ore (India)

Particular/Delivery	Size/Grade	Delivery	As On	Price	Change	1M	3M
Indian prices (in INR/MT)							
MOIL	6-80 mm, Lumps, Mn 46%	Ex-Mines	02 Sep 12.42 IST	22,540	-5,635	NA	NA
	Lumps, Lumps, Mn 44%, Fe 7%	Ex-Mines	02 Sep 12.42 IST	21,561	-5,390	NA	NA
	Lumps, Mn 37%, Fe 7.5%	Ex-Mines	02 Sep 12.42 IST	12,874	-2,272	NA	NA
	6-80 mm, Lumps, Mn 30%	Ex-Mines	02 Sep 12.42 IST	6,322	-1,115	NA	NA

Weekly Assessment, Prices Ex-Mines Basis Including Royalty

Chrome Ore (India)

Particular/Delivery	Size/Grade	Delivery	As On	Price	Change	1M	3M
Indian prices (in INR/MT)							
Ex-Jajpur (OMC-eAuction)	Friable 54%+	Ex-Mines	21 Aug 18.29 IST	38,085	-202	NA	NA
	Friable 52-54%	Ex-Mines	21 Aug 18.29 IST	34,119	+1,935	NA	NA
	Friable 50-52%	Ex-Mines	21 Aug 18.29 IST	24,252	-521	NA	NA
	Lumps, Friable 48-50%	Ex-Mines	21 Aug 18.29 IST	23,721	-424	NA	NA

OMC E-Auction Prices Including Royalty

Silico Manganese (India)

Particular/Delivery	Size/Grade	Delivery	As On	Price	Change	1M	3M
Indian prices (in INR/MT)							
Ex-Durgapur	10-150 mm, LC (Mn 55% min.)	Ex-Works	05 Sep 10.32 IST	83,200	-50	-1,800	-19,300
	10-150 mm, MC (Mn 53% min.)	Ex-Works	05 Sep 10.32 IST	78,000	-200	-2,000	-20,000
	10-50 MM, HC 60-14	Ex-Works	09 Sep 18.32 IST	67,100	-100	-1,925	-13,860
	25-150 mm, HC 60-14	Ex-Works	09 Sep 18.32 IST	66,600	-100	-1,925	-13,860
Ex-Raipur	25-150 mm, HC 60-14	Ex-Works	09 Sep 18.32 IST	67,000	-200	-2,200	-14,740
Ex-Vizag	25-150 mm, HC 60-14	Ex-Works	09 Sep 18.32 IST	66,900	-200	-1,725	-14,120

Weekly Assessment; All Prices are basic; GST @ 18% extra

Ferro Manganese (India)

Particular/Delivery	Size/Grade	Delivery	As On	Price	Change	1M	3M
Indian prices (in INR/MT)							
Ex-Durgapur	10-150 mm, MC (Mn 70% min)	Ex-Works	05 Sep 10.36 IST	101,500	-1,500	-3,500	-18,700
	25-150 mm, HC 70%	Ex-Works	09 Sep 18.31 IST	72,800	-200	-2,350	-18,360
Ex-Raipur	25-150 mm, HC 70%	Ex-Works	09 Sep 18.31 IST	72,750	-250	-2,675	-17,830

Weekly Assessment; All Prices are basic; GST @ 18% extra

Ferro Chrome (India)

Particular/Delivery	Size/Grade	Delivery	As On	Price	Change	1M	3M
Indian prices (in INR/MT)							
Ex-Durgapur	10-60 mm, LC 60%	Ex-Works	05 Sep 10.47 IST	219,500	-500	+500	-9,500
Ex-Jajpur	10-150mm, HC 60%, Si- 4%	Ex-Works	06 Sep 10.15 IST	106,600	-1,200	+2,450	-850
	10-150mm, HC 60%, Si - 2%	Ex-Works	05 Sep 10.47 IST	114,500	+1,500	+3,500	-100

Weekly Assessment; All Prices are basic; GST @ 18% extra

Ferro Silicon (India)

Particular/Delivery	Size/Grade	Delivery	As On	Price	Change	1M	3M
Indian prices (in INR/MT)							
Ex-Guwahati	25-150 mm, FeSi 70%	Ex-Works	09 Sep 18.30 IST	88,100	+200	-300	-8,400
Ex-Bhutan	25-150 mm, FeSi 70%	Ex-Works	09 Sep 18.30 IST	88,500	+500	-950	-8,600

Weekly Assessment; All Prices are basic; GST @ 18% extra

Manganese Ore (Global)

Particular/Delivery	Size/Grade	Delivery	As On	Price	Change	1M	3M
Global prices (in USD/MT)							
CNF China	Lumps, Mn 37% (USD/dmtu)	-	07 Sep 11.37 IST	\$3.84 /dmtu	0	-0.31	-2.36
	Lumps, Mn 44% (USD/dmtu)	-	07 Sep 11.37 IST	\$5.96 /dmtu	-0.07	-2.99	-2.29

CNF India	Lumps, Mn 37%, (South African origin) (USD/dmtu)	-	07 Sep 11.37 IST	\$4 /dmtu	0	-0.3	-2.35
	Lumps, Mn 44% (USD/dmtu)	-	07 Sep 11.37 IST	\$6.05 /dmtu	-0.1	-3.05	-2.35
	Lumps, Mn 46%, (USD/dmtu)	-	07 Sep 11.37 IST	\$6.45 /dmtu	-0.15	-3.25	-2.55

Weekly Assessment

Chrome Ore (Global)

Global prices (in USD/MT)							
CNF China	Conc 40-42%, S. Africa	-	03 Sep 17.36 IST	\$300	-15	-10	-15
	Conc 46-48%, Turkish	-	03 Sep 17.36 IST	\$420	0	-5	0

Weekly Assessment

Silico Manganese (Global)

Global prices (in USD/MT)							
FOB India	25-150 mm, HC 60-14	-	09 Sep 18.34 IST	\$815	-3	-12.25	-242.4
	25-150 mm, HC 65-16	-	09 Sep 18.34 IST	\$928	-2	-35	-279

Weekly Assessment

Ferro Manganese (Global)

Global prices (in USD/MT)							
FOB India	25-150 mm, HC 70%	-	09 Sep 18.36 IST	\$880	-10	-48.5	-231.6
	25-150 mm, HC 75%	-	09 Sep 18.36 IST	\$943	-7	-59	-282.2

Weekly Assessment

Ferro Chrome (Global)

Global prices (in USD/MT)							
CNF China	10-150mm, HC 60% (cents/lb)	-	04 Sep 10.23 IST	¢95 /lb	0	-0.5	-3.5
CNF Japan	10-50mm, HC 60% (cents/lb)	-	04 Sep 10.23 IST	¢100 /lb	0	0	-7
CNF South Korea	10-50mm, HC 60% (cents/lb)	-	04 Sep 10.23 IST	¢99 /lb	0	0	-2

Weekly Assessment

Ferro Silicon (Global)

Global prices (in USD/MT)							
FOB China	10-50 mm, FeSi 75%	-	09 Sep 18.31 IST	\$1,310	0	-5	+30
FOB India	10-50 mm, FeSi 70%	-	09 Sep 18.31 IST	\$1,150	0	+20	-150

Weekly Assessment

China: Ferro silicon production

Quantity in mmt

Source: BigMint

China's ferro silicon output declines in August as profits shrink

2024-09-09

[READ MORE](#)

Bid Number/बिडी क्रमांक (बिड संख्या): GEM/2024/B/5344682
Dated/दिनांक : 06-09-2024

Bid Document/ बिड दस्तावेज

Bid Details/बिड विवरण	
Bid End Date/Time/बिड बंद होने की तारीख/समय	17-09-2024 16:00:00
Bid Opening Date/Time/बिड खुलने की तारीख/समय	17-09-2024 16:30:00
Bid Offer Validity (From End Date)/बिड पेशकश वैधता (बंद होने की तारीख से)	60 (Days)
Ministry/State Name/मंत्रालय/राज्य का नाम	Ministry Of Steel
Department Name/विभाग का नाम	Steel Authority Of India Limited
Organisation Name/संगठन का नाम	Salem Steel Plant
Office Name/कार्यालय का नाम	Salem Steel Plant
Total Quantity/कुल मात्रा	4200
Item Category/मद कैटेगरी	High Carbon Ferro Chrome

India: SAIL's Salem plant floats 4,200 t ferro chrome purchase tender

2024-09-09 16:00:24

[READ MORE](#)

Non Ferrous

Aluminium (India)

Particular/Delivery	Size/Grade	Delivery	As On	Price	Change	1M	3M
Indian prices (in INR/MT)							
Aluminium Ingot ADC12, Exw-Delhi NCR	Automobile OEM Approved	Exw-Delhi NCR	06 Sep 17.17 IST	218,000	-1,000	-1,000	-5,000
	Non-OEM	Ex-Works	04 Sep 17.15 IST	208,500	-1,500	-500	-6,500
Aluminium Extrusion Scrap, Exy-Delhi	6063 & 6061 (Mix)	Ex-Yard	09 Sep 17.08 IST	190,000	-1,000	0	-4,000
Aluminium Utensil Scrap, Exy-Delhi	Loose	Ex-Yard	09 Sep 17.08 IST	180,000	-1,000	0	-6,000
Aluminium Taint Tabor Scrap, Exy-Delhi	Loose	Ex-Yard	09 Sep 17.08 IST	179,000	-1,000	+500	-6,000
Aluminium Tense Scrap, Exy-Delhi	Solid (Loose)	Ex-Yard	09 Sep 17.08 IST	175,500	-1,000	+1,500	-8,500
Aluminium Ingot P1020, Exy-Delhi	Ingot EC Grade 99.70%	Ex-Yard	09 Sep 17.08 IST	236,500	-1,000	+12,500	-13,500
Aluminium Ingot P1020, Exy-Mumbai	Ingot EC Grade 99.70%	Ex-Yard	09 Sep 17.08 IST	224,000	-2,000	+4,000	-13,000
Aluminium Extrusion Scrap, Exy-Mumbai	6063 (Loose)	Ex-Yard	09 Sep 17.08 IST	205,000	-1,000	+9,000	+5,000
Aluminium Utensil Scrap, Exy-Mumbai	Utensil (Loose)	DAP	09 Sep 17.08 IST	194,000	-1,000	+8,000	+7,000
Aluminium Ingot ADC12, Exw-Chennai	Automobile OEM Approved	Exw-Chennai	06 Sep 17.25 IST	216,000	-2,000	-2,000	NA
	Non-OEM	Ex-Works	04 Sep 17.15 IST	210,500	-1,500	-500	-5,500
Aluminium Tense Scrap, Exy-Chennai	Solid (Loose)	Ex-Yard	09 Sep 17.08 IST	176,500	-1,000	+1,500	-9,000

Aluminium (Global)

Particular/Delivery	Size/Grade	Delivery	As On	Price	Change	1M	3M
Global prices (in USD/MT)							
Aluminium Extrusion Scrap, CFR Nhava Sheva, Middle East	6063 (Briquetted)	-	03 Sep 17.14 IST	\$2,370	+30	+120	-75
Aluminium Taint Tabor Scrap, CFR Nhava Sheva, Middle East	Briquetted, Clean	-	03 Sep 17.14 IST	\$2,160	+10	+140	-20
Aluminium Taint Tabor, CFR Nahva Sheva, UK	Cut and sheared 9-10% attachment	-	03 Sep 17.14 IST	\$1,800	+10	+70	-50
Aluminium Taint Tabor, CFR Nahva Sheva, US	HRB, Attachment 3%	-	03 Sep 17.14 IST	\$1,990	+45	+130	-35
Aluminium Talk Scrap, CFR Nhava Sheva, Middle East	Solid (Clean)	-	03 Sep 17.14 IST	\$4,600	-160	+140	-300
Aluminium Talk, CFR Nahva Sheva, US	Solid (Clean)	-	03 Sep 17.14 IST	\$4,815	-175	+195	-240
Aluminium Tense Scrap, CFR Nhava Sheva, Middle East	Attachments 8-9%, Mix	-	03 Sep 17.14 IST	\$1,830	+15	+130	-30
Aluminium Tense, CFR Nahva Sheva, US	Attachments 6-7%	-	03 Sep 17.14 IST	\$1,900	+20	+90	-20
Aluminium Wheel Scrap, CFR Nahva Sheva, UK	Solid (Loose)	-	03 Sep 17.14 IST	\$2,380	-70	+170	-60
Aluminium Zorba 95-5, CFR Nhava Sheva, UK	20 mm, Solid (Shredded)	-	03 Sep 17.14 IST	\$2,080	+60	+120	-60
Silicon Metal, CFR Mundra, China	Grade 553 Si- 98.5%	-	03 Sep 17.14 IST	\$1,720	0	-40	-305

Copper (India)

Particular/Delivery	Size/Grade	Delivery	As On	Price	Change	1M	3M
Indian prices (in INR/MT)							

Copper Secondary CC Wire Rods, Exw-Delhi	8 mm, Cu 99% min	Ex-works	09 Sep 17.18 IST	775,000	0	+ 4,750	- 54,500
Copper Primary CC Wire Rods, Exw-Delhi	8 mm, Cu 99.99%	Ex-works	09 Sep 17.18 IST	805,000	- 4,500	+ 3,750	- 52,200
Copper Armature Scrap, Exy-Delhi	Cu 99%	Ex-Yard	09 Sep 17.34 IST	725,000	+ 1,500	- 3,750	- 54,300
Copper Primary CC Wire Rods (CCR), Exy-Mumbai	8 mm, Cu 99.99%	Ex-Yard	09 Sep 17.18 IST	819,000	0	+ 10,250	- 46,400
Copper Armature Scrap, Exy-Mumbai	Cu - 98%	DAP	09 Sep 17.18 IST	766,000	+ 1,000	- 1,750	- 46,800
Brass Honey Scrap, Exy-Mumbai	Cu 63% Zn 33%	DAP	09 Sep 17.18 IST	503,000	- 2,000	+ 1,250	- 20,400

Zinc (India)

Particular/Delivery	Size/Grade	Delivery	As On	Price	Change	1M	3M
Indian prices (in INR/MT)							
Zinc Special High Grade Ingot, Exw-Delhi	Ingot, Zn 99.99%	Ex-works	09 Sep 17.19 IST	261,000	- 5,000	- 5,000	- 7,300
Zinc Special High Grade Ingot, Exy-Mumbai	Ingot, Zn 99.995%	Ex-Yard	09 Sep 17.19 IST	261,000	- 2,000	- 2,500	- 6,800

Lead (India)

Particular/Delivery	Size/Grade	Delivery	As On	Price	Change	1M	3M
Indian prices (in INR/MT)							
Lead Remelted Ingot, Exw-Delhi	Ingot, Pb 99%	Ex-works	09 Sep 20.12 IST	184,000	- 2,000	- 1,000	- 5,000
Lead Primary Ingot, Exw-Delhi	Ingot, Pb 99.99%	Ex-works	09 Sep 20.12 IST	204,000	- 1,000	- 500	- 2,600
Lead Primary Ingot, Exy-Mumbai	Ingot, Pb 99.99%	Ex-Yard	09 Sep 17.13 IST	191,000	0	- 1,750	- 1,800



Non-ferrous updates: 09-09-2024


Commodity	LME 3M (\$/t)	%Change	LME Stocks (t)	%Change	MCX (INR/t)	%Change	SHFE (RMB/t)	%Change
Aluminium	2,342	-1.51%	8,33,425	-0.42%	2,18,000	+0.18%	19,285	-0.26%
Nickel	15,893	-1.15%	1,21,716	-0.03%	13,66,000	+0.19%	1,23,820	-0.94%
Copper	8,996	-1.06%	3,17,575	+0.13%	7,82,000	+0.11%	72,590	+0.89%
Zinc	2,717	-0.73%	2,38,375	-0.38%	2,53,000	+0.10%	22,740	-1.88%
Lead	1,963	-1.60%	1,77,525	+0.10%	1,80,000	-0.14%	16,895	-1.17%

% Change d-o-d basis | Source: LME, MCX, SHFE

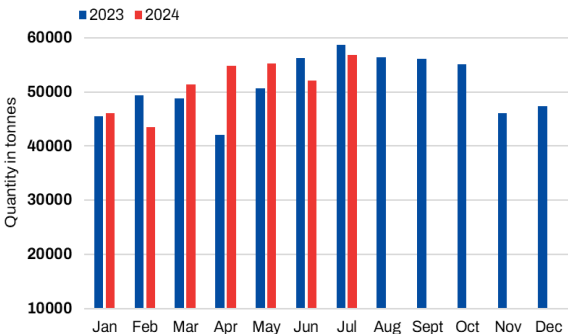
Base metals prices on LME see downtrend; stocks experience outflows

2024-09-09

[READ MORE](#)



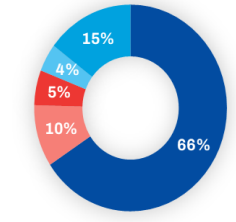
Canada: Aluminium scrap exports in Jul'24



Quantity in tonnes

Source: BigMint

Country-wise import



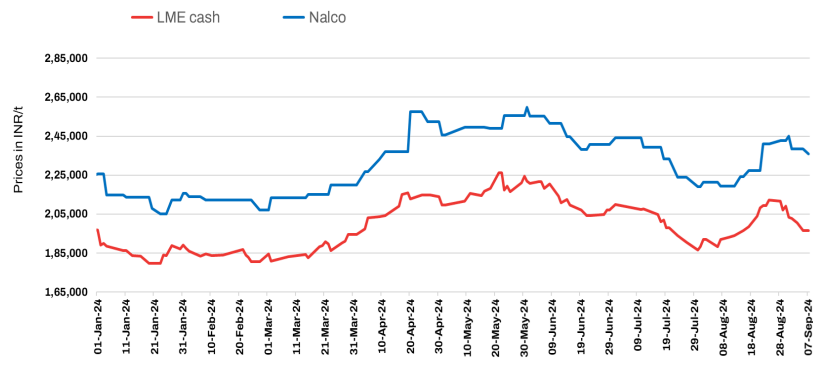
■ US ■ India ■ China
■ Malaysia ■ others

Canada: Aluminium scrap exports rise by 9% m-o-m in Jul'24

2024-09-09 16:52:47

[READ MORE](#)

India: Domestic aluminium ingot P1020 vs LME price trend



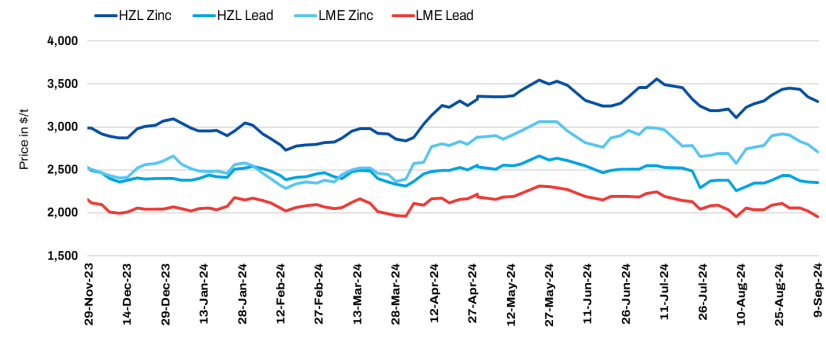
Source: Nalco | IST 12:20 PM

India: NALCO cuts primary aluminium ingot P1020 prices by INR 2,600/t (\$30/t)

2024-09-09 14:15:45

[READ MORE](#)

HZL: Zinc and lead ingot prices



Source: HZL | BigMint | IST 16:30 PM

India: Hindustan Zinc raises zinc, lead prices by up to INR 11,600/t (\$138/t)

2024-09-09 12:44:14

[READ MORE](#)

India: BigMint's billet index falls INR 100/t d-o-d on weak market sentiments - 9 Sep

09 Sep 2024

BigMint's billet index dropped a further INR 100/t today due to limited buying activity, reaching INR 37,700/tonne (t) exw-Raipur at close of trading on 9 September, 2024.

Today, limited buying activity and negative sentiments weighed on the index which caused spot offers to decline further. Buyers remained inactive due to the pressure on finished steel demand, which suppressed overall market activity despite lower offers.

In the finished steel market, rebar prices decreased by INR 300/t, with trade volumes of 2,900 t recorded today, while wire rod prices edged lower by INR 200/t d-o-d. Meanwhile, sponge iron prices in Raipur inched down by INR 50/t.

The conversion spread from sponge iron (PDRI) to billets of the standalone furnaces in the region was

recorded at INR 13,050/t.

Rationale -

This index has been derived based on transactions, offers, bids and indicative price data sets. Transactions are considered as T1 and given a weightage of 50% whereas other data sets are considered as T2 and given a weightage of the balance 50%.

- **Transactions (T1)** - Three trades at INR 37,700/t were recorded during the 2:30 pm to 5:30 pm BigMint trading window and considered for final price calculation as T1 inputs. The average of these transactions was INR 37,700/t which is given a 50% weightage in the final price calculation.
- **Other price indicators - bids/offers/indicative (T2)** - Ten offers were reported in the trading window and considered as T2 inputs. The average price of these ten was INR 37,706/t and given a 50% weightage in the final price calculation.

The final price of billets exw-Raipur was at INR 37,703/t, rounded off to INR 37,700/t exw.

From BigMint Team - While it would be our earnest endeavour, at BigMint, to bring about transparent and unbiased price index reporting, we would request all our readers and subscribers for their feedback and if they could participate in the reporting of more transactions.

For detailed methodology - [click here](#)

India Domestic Raipur Billet Trade Updates - 9 Sep'24						BIGMINT	
Participant	Industry Type	Trade Type	*Price (INR/t)	Delivery	Time of Deal/Call	Data Set	Outlier
P1	Trader	Offer	37,800	EXW	11:35	T2	Yes
P2	Seller	Offer	37,900	EXW	12:54	T2	Yes
P3	Seller	Offer	38,200	FOR	12:59	T2	Yes
P4	Trader	Offer	37,800	EXW	13:07	T2	Yes
P5	Trader	Offer	37,800	EXW	13:11	T2	Yes
P6	Seller	Offer	37,800	EXW	13:15	T2	Yes
P7	Trader	Indicative	37,800	EXW	15:19	T2	No
P8	Trader	Offer	37,700	EXW	15:33	T2	No
P9	Trader	Offer	37,700	EXW	15:35	T2	No
P10	Buyer	Indicative	37,700	EXW	15:37	T2	No
P11	Trader	Indicative	37,700	EXW	16:23	T2	No
P12	Buyer	Offer	37,600	EXW	16:39	T2	Yes
P13	Seller	Indicative	38,000	EXW	16:40	T2	Yes
P14	Seller	Trade	37,700	FOR	16:50	T1	No
P15	Trader	Indicative	37,600	EXW	16:54	T2	No
P16	Trader	Trade	37,700	EXW	17:08	T1	No
P17	Trader	Trade	37,700	EXW	17:08	T1	No
P18	Trader	Indicative	37,750	FOR	17:14	T2	No
P19	Seller	Indicative	37,700	EXW	17:16	T2	No

T1 - Trade, T2 - Offer/Bid/Indicative, *Normalized price as per methodology

India Domestic Billet Price Index

EXW Raipur

- Credible & Transparent Prices
- Robust Methodology & Rationale
- IOSCO Compliance
- Independent View of the Market
- Enabling Informed Conversations & Negotiations

Global Prices

Global Prices - Region Wise

Commodity	Particular	Grade/Size	Price	Change	W-O-W	1M	3M
China							
<i>Export</i>							
Billet	FOB China	125*125, BF Grade	NA	NA	NA	NA	NA
TMT (Re-Bar)	FOB China	Commerical	NA	NA	NA	NA	NA
Wire Rod	FOB China	5.5mm	NA	NA	NA	NA	NA
HRC	FOB China	2.5mm	\$465	0	0	-30	-60
CRC	FOB China	0.90 mm	\$520	0	0	-35	-75
<i>Import</i>							
Iron Ore	CNF China	Lumps Fe 64/63%, South Africa	\$92	+1	-5	-8	-16
Iron Ore	CNF China	Fines Fe 62%, Australia	\$91	-1	-5	-8	-17
Pellets	CNF China	6-20mm, BF Grade	\$115	-8	-8	-8	-6
Coking Coal	CNF China	Premium HCC, Australia	NA	NA	NA	NA	NA
Mill Scale	CNF China	70/68%	NA	NA	NA	NA	NA
FeCr	CNF China	HC 60%	¢95/lb	0	0	-0.5	-3.5
Mn Ore	CNF China	Mn 46% Lumps, Australia	NA	NA	NA	NA	NA
Mn Ore	CNF China	Mn 38%, South Africa	NA	NA	NA	NA	NA
CIS Nations							
<i>Export</i>							
Billet	FOB Black Sea	125*125, BF Grade	\$473	0	+4	-12	-22
Slabs	FOB Black Sea	Commercial	NA	NA	NA	NA	NA
Pig Iron	FOB Black Sea	Steel Grade	\$382	-6	-6	-10	-38
TMT (Re-Bar)	FOB Black Sea	Commercial	NA	NA	NA	NA	NA
HRC	FOB Black Sea	2.5mm	\$480	-15	-15	-50	-72
CRC	FOB Black Sea	0.90mm	\$575	-15	-15	-45	-70
Japan/Korea							
<i>Export</i>							
HRC	FOB Korea	2.5mm	\$520	-30	NA	NA	NA
<i>Import</i>							
FeCr	CNF Japan	HC 60%	¢100/lb	0	0	0	-7

Note:- W-O-W: Week On Week, 1M: Change over last month, 3M: Change over last 3 months, All prices are weekly assessment, Iron Ore are daily assessment

Commodity	Particular	Grade/Size	Price	Change	W-O-W	1M	3M
India							
<i>Export</i>							
Iron Ore	FOB India	Fines, Fe 58/57%	\$50.5	-0.5	-4.5	-5	-6.5
Billet	FOB India	150*150mm	\$490	0	0	0	NA
Pig Iron	FOB India	Steel Grade	NA	NA	NA	NA	NA
HRC	FOB India	2.5mm	\$560	0	NA	NA	NA
CRC	FOB India	0.9mm	\$645	-10	-10	-30	-55
SiMn	FOB India	60/14%	\$815	-3	-4.6	-12.25	-242.4
FeMn	FOB India	HC 75%	\$943	-7	-7	-59	-282.2
FeSi	FOB Bhutan	70-75%	\$1,150	0	0	+20	-150

<i>Import</i>							
Iron Ore	CNF India	Lumps Fe 64%, South Africa	NA	NA	NA	NA	NA
Scrap	CNF India	HMS 1&2 ,Middle East	NA	NA	NA	NA	NA
Scrap	CNF India	Shredded, Europe	\$394	+4	+4	-13.5	-23.6
Coking Coal	CNF India	Premium HCC, Australia	\$200	-1	-10.2	-23	-73.5
Non-Coking Coal	CNF India	RB2 5500 NAR, South Africa	NA	NA	NA	NA	NA
Met Coke	CNF India	62%, China	NA	NA	NA	NA	NA
Pellets	CNF India	6-20mm, BF Grade	NA	NA	NA	NA	NA
Wire Rod	CNF India	5.5mm, China	NA	NA	NA	NA	NA
HRC	CNF India	2.5mm, China	\$495	0	0	-40	-60
HRC	CNF India	2.5mm, Korea	\$570	-30	NA	NA	NA
CRC	CNF India	0.90mm, China	\$540	0	0	-35	-75
HR Plate	CNF India	A 36	NA	NA	NA	NA	NA
Mn Ore	CNF India	Mn 38%, South Africa	NA	NA	NA	NA	NA

Europe & US






























<i>Export</i>							
Pig Iron	FOB Brazil	Steel Grade	\$437	0	0	-5	-10
<i>Import</i>							
Scrap	CFR Turkey	HMS (80:20), US	\$371	+1	+4.4	-3.25	-15
HRC	CIF Europe	2.5mm	NA	NA	NA	NA	NA

Middle East & Africa

<i>Export</i>							
Iron Ore	FoB South Africa	Lumps, Fe 64/63%	NA	NA	NA	NA	NA
Non Coking Coal	FoB South Africa	RB2 5500 NAR	NA	NA	NA	NA	NA
<i>Import</i>							
Billet	CNF Dubai	125*125, China	NA	NA	NA	NA	NA
HRC	CNF Dubai	2.5mm, China	\$500	0	0	-40	-67

Note:- W-O-W: Week On Week, 1M: Change over last month, 3M: Change over last 3 months, All prices are weekly assessment, Iron Ore are daily assessment

LIVE TENDERS

COMPANY	TYPE	GRADE	QUANTITY	EXPIRY DATE	LOCATION	VIEW
Aluminium						
TATASIKORSKYAEROSPACELTD	Sell	Aluminum Scrap	48 MT	10 Sep, 2024	 Rangareddi, Telangana, India	VIEW
Yantra India Limited	Sell	Aluminum Alloy Dross	250 MT	11 Sep, 2024	 Nagpur, Maharashtra, India	VIEW
Billet/Ingot/Slab						
RINL	Sell	Bloom	975 MT	10 Sep, 2024	 Visakhapatnam, Andhra Pradesh, India	VIEW
RINL	Sell	Bloom	773 MT	10 Sep, 2024	 Visakhapatnam, Andhra Pradesh, India	VIEW
RINL	Sell	Bloom 150X150	30,000 MT	12 Sep, 2024	 Visakhapatnam, Andhra Pradesh, India	VIEW
Ferro Chrome						
SAIL	Buy	Ferro Chrome	4,200 MT	17 Sep, 2024	 Salem, Tamil Nadu, India	VIEW
Ferro Manganese						
SAIL	Buy	Ferro Manganese	1,300 MT	18 Sep, 2024	 Bokaro, Jharkhand, India	VIEW
Arcelor Mittal	Buy	High Carbon Ferro Manganese	5,000 MT	12 Sep, 2024	 Hazira, Gujarat, India	VIEW
Fines/Lumps						
Director of Mines & Geology	Services	Iron Ore Blocks	3 Nos	04 Oct, 2024	 Goa, Goa, India	VIEW
Vedanta Limited	Sell	Iron Ore Lumps	20,000 MT	10 Sep, 2024	 Chitradurga, Karnataka, India	VIEW
Vedanta Limited	Sell	Iron Ore Lumps	10,000 MT	11 Sep, 2024	 Chitradurga, Karnataka, India	VIEW
Melting Scrap						
URANIUM CORPORATION OF INDIA LIMITED	Sell	Melting Scrap	570 MT	10 Sep, 2024	 Jamshedpur, Jharkhand, India	VIEW
NTPC	Sell	Melting Scrap	1,645 MT	10 Sep, 2024	 Murshidabad, West Bengal, India	VIEW
Mahindra & Mahindra	Sell	Melting Scrap	453 MT	13 Sep, 2024	 Mohali, Punjab, India	VIEW
SAIL	Sell	Melting Scrap	3,164 MT	10 Sep, 2024	 Bhilai, Chattisgarh, India	VIEW
NINL	Sell	Rejected & Scrap TMT	600 MT	11 Sep, 2024	 Kalinga Nagar, Odisha, India	VIEW
Indian Oil	Sell	Melting Scrap	884 MT	13 Sep, 2024	 Kandla, Gujarat, India	VIEW
HMCL	Sell	Melting Scrap	440 MT	12 Sep, 2024	 Haridwar, Uttarakhand, India	VIEW
MahindraAcceloLimited	Sell	Melting Scrap	248 MT	10 Sep, 2024	 Ahmednagar, Maharashtra, India	VIEW
Poshs Cinoti Pvt. Ltd	Sell	Melting Scrap-CR HR Punching	590 MT	12 Sep, 2024	 Pune, Maharashtra, India	VIEW
NMDC	Sell	Pit Iron	5,000 MT	12 Sep, 2024	 Jagdalpur, Chattisgarh, India	VIEW
MungiEngineering	Sell	Melting Scrap-CR HR Punching	700 MT	10 Sep, 2024	 Pune, Maharashtra, India	VIEW
Non Coking						
Minas de Benga Lda	Services	Non Coking Coal	1 Nos	16 Sep, 2024	 Maputo, Mozambique	VIEW
NTPC	Sell	Coal Mill Reject	15,000 MT	12 Sep, 2024	 Aurangabad, Bihar, India	VIEW
APMDC	Sell	Non Coking Coal G7	100,000 MT	12 Sep, 2024	 Vijayawada, Andhra Pradesh, India	VIEW
NTPC	Buy	Non Coking Coal	500,000 MT	26 Sep, 2024	 Solapur, Maharashtra, India	VIEW
NTPC	Buy	Non Coking Coal	500,000 MT	26 Sep, 2024	 Bijapur, Karnataka, India	VIEW
NTPC	Buy	Non Coking Coal	500,000 MT	26 Sep, 2024	 Nagpur, Maharashtra, India	VIEW
NTPC	Buy	Non Coking Coal	500,000 MT	26 Sep, 2024	 Aurangabad, Maharashtra, India	VIEW

COMPANY	TYPE	GRADE	QUANTITY	EXPIRY DATE	LOCATION	VIEW
NTPC	Buy	Non Coking Coal	500,000 MT	26 Sep, 2024	 Visakhapatnam, Andhra Pradesh, India	VIEW
NTPC	Buy	Non Coking Coal	500,000 MT	26 Sep, 2024	 Hyderabad, Telangana, India	VIEW
Pig Iron						
NMDC	Sell	Pig Iron	20,000 MT	10 Sep, 2024	 Jagdalpur, Chattisgarh, India	VIEW
SAIL	Sell	Pig Iron	14,550 MT	11 Sep, 2024	 Bokaro, Jharkhand, India	VIEW
SAIL	Sell	Pig Iron	1,000 MT	13 Sep, 2024	 Rourkela, Odisha, India	VIEW
Rail						
SAIL	Sell	IU Rail	4,200 MT	10 Sep, 2024	 Bhilai, Chattisgarh, India	VIEW
Rebar						
RINL	Sell	Rebar	910 MT	10 Sep, 2024	 Visakhapatnam, Andhra Pradesh, India	VIEW
Used Plants And Machines						
AssamIndustrialDevelopmentCorporationLimited	Sell	Used Plant & Machines	1 Nos	20 Sep, 2024	 Guwahati, Assam, India	VIEW

[View All](#)



Formerly SteelMint / CoalMint

Contact:

info@bigmint.co

+91 97700 56666

Disclaimer: BigMint has taken due care and caution in compilation of content. Information is just for reference not intended for trading purpose or to address your particular requirement. The content includes facts, views and opinions are of individuals and not that of the BigMint management. We and our content licensors do not guarantee or warrant the accuracy, completeness or timeliness of, or otherwise endorse these views, and opinions. BigMint and its affiliates, or their employees, directors or agents shall not be liable or responsible for any loss or costs or any action whatsoever arising out of use or relying on the spot prices disseminated.