



BIGMINT

Formerly SteelMint / CoalMint

Issue 1413,

Daily Steel Report

HIGHLIGHTS

11 Mar 2025, Tue

[Intel & Insights](#)

[Snap Shot - Global Prices \(USD/MT\)](#)

[Snap Shot - Indian Domestic Prices \(INR/MT\)](#)

[Iron Ore](#)

[Coal](#)

[Scrap & Metallics](#)

[Steel](#)

[Ferro Alloy](#)

[Non Ferrous](#)

[India Domestic Billet Index](#)

[Global Prices - Region Wise](#)

[Live Tenders](#)

INDIA

Iron Ore

India: NMDC's iron ore rake movements remain largely stable m-o-m in Feb'25 [READ MORE >](#)

India: NMDC's iron ore production, dispatches hit by employee agitation [READ MORE >](#)

India: Entire DRCLCO, sized ore receive premium in NMDC CG auction [READ MORE >](#)

BigMint's daily trade sheet - 08 Mar'25 [READ MORE >](#)

Coal

India: Imported pet coke prices rise amid high offers, but no deals seen at elevated levels [READ MORE >](#)

India: IOCL raises pet coke prices for Mar'25 deliveries [READ MORE >](#)

Scrap & Metallics

South Asia: Imported ferrous scrap market sees mixed trends; Turkish scrap prices may rise further [READ MORE >](#)

India: BigMint's scrap index declines by INR 100/t d-o-d amid range-bound steel prices [READ MORE >](#)

India: Sponge iron prices exhibit mixed trends d-o-d amid moderate trade - 10 Mar [READ MORE >](#)

Global steel scrap generation to increase 40% by 2050 [READ MORE >](#)

Steel

India: BigMint's billet index remains firm d-o-d amid limited buying - 10 Mar [READ MORE >](#)

Indian DRI, billet, rebar update - 10 Mar [READ MORE >](#)

India's brand-wise rebar offers from BF and IF route mills - 10 Mar [READ MORE >](#)

BigMint's India steel index rises nearly 2% w-o-w amid safeguard duty buzz, tight supplies [READ MORE >](#)

Non Ferrous

India: Aluminium scrap prices rise by up to INR 4,000/t w-o-w [READ MORE >](#)

Base metals prices on LME remain range-bound d-o-d [READ MORE >](#)

Ship Breaking

India: Melting scrap prices remain stable for 3rd consecutive day in Alang [READ MORE >](#)

CHINA

Global shippers brace for US action against China-built, China-owned ships [READ MORE >](#)

China: Steel prices drop by RMB 20/t (\$3/t) amid market uncertainty [READ MORE >](#)

China: Baosteel keeps HRC prices stable for Apr'24 sales [READ MORE >](#)

'Two Sessions': Industry leaders call for greener Chinese steel exports [READ MORE >](#)

SOUTH EAST ASIA

Vietnam: Imported bulk scrap prices rise by \$5/t w-o-w as construction sentiment improves [READ MORE >](#)

FAR EAST ASIA

South Korea: Ferrous scrap imports drop in early Mar'25; Hyundai Steel leads intake [READ MORE >](#)

Japan: Kanto steel scrap prices rise on strong demand, tight supply [READ MORE >](#)

South Asia: Imported ferrous scrap market sees mixed trends; Turkish scrap prices may rise further

Ramadan slows down trade in Pakistan, B'desh India shows modest demand amid bid-offer gapsThe South Asian imported ferrous scrap market showed mixed trends, with buying activity influenced by regional economic conditions,

religious observances, and global price movements. While Indian buyers showed moderate interest amid a bid-offer disparity, inquiries picked up due to improved steel demand. In Pakistan and Bangladesh, Ramadan-induced slow

Continued

SNAP SHOT - GLOBAL PRICES (USD/MT)

Commodity	Particular	Size,Grade	As on	Price	Change	1M	3M
Iron Ore Fines ¹	China Imports	Fines, Fe 62%	10 Mar 10.23 IST	\$102	+1	-5	-3
Iron Ore ¹	Indian Imports	Lumps, Fe 64%	05 Mar 13.27 IST	\$114	-3	0	-0.5
Pellets (Brazil) ²	China Imports	6-20 mm, Fe 65%	05 Mar 15.37 IST	\$123	-5	-3	-6
Pellets (India) ²	China Imports	6-20 mm, Fe 63%	07 Mar 18.20 IST	\$107	0	-6.25	-6
Coking ²	Australia Exports	Premium HCC	10 Mar 10.28 IST	\$183	0	-6	-22
Non Coking ²	India Imports	RB2 , S.Africa	10 Mar 17.08 IST	\$90	0	-3.8	-11
Graphite Electrode ²	China Exports	600mm, UHP	03 Mar 11.02 IST	18,450 RMB/t	+2,300	+2,500	+2,950
Scrap ²	India Imports	Shredded	10 Mar 18.41 IST	\$377	+2	+1.2	-10.8
Scrap ²	Turkey Imports	HMS 80:20	10 Mar 18.41 IST	\$376	0	+18.2	+24.6
Scrap ²	Pakistan Imports	Shredded	10 Mar 18.41 IST	\$385	+4	+0.4	-5.8
Scrap ²	Bangladesh Imports	Shredded	10 Mar 18.41 IST	\$388	+2	+1.6	-4
Scrap (Ship Breaking) ²	India Imports	Containers	04 Mar 12.41 IST	\$465	0	-10	-25
Billet ²	India Exports	150*150, 3SP/4SP	07 Mar 18.33 IST	\$440	0	NA	NA
Billet ²	Russia Exports	130*130, 3SP	07 Mar 18.33 IST	\$440	+4	+8	0
Billet ²	Iran Exports	130*130, 3SP	07 Mar 18.33 IST	\$415	+3	-5	-43
Billet ²	Philippines Import	150*150, 3SP	07 Mar 18.32 IST	\$460	0	0	-10
Sponge Iron ²	India Exports	-	-	-	-	-	-
Pig Iron ²	Russia Exports	Steel Grade	08 Mar 12.34 IST	\$340	+5	+17	+20
HRC ²	China Exports	3-12mm, SS400	04 Mar 18.36 IST	\$470	-5	-5	-25
Wire Rod ²	Nepal Import	5.5-6.0mm, Commercial Grade	08 Mar 13.23 IST	\$535	+10	+15	+20
HRC ²	India Exports	2.5 mm, SAE1006	04 Mar 18.36 IST	\$495	-10	-10	NA
HRC ²	South Korea Exports	1.6-2.5mm, SAE 1006	25 Feb 18.53 IST	\$485	-10	NA	-20
HRC (China) ²	Vietnam Imports	2-3mm, SAE 1006	04 Mar 18.37 IST	\$490	0	+5	-25
HRC (China) ²	Dubai Imports	2-3mm, SAE 1006	04 Mar 18.37 IST	\$490	0	+5	-25
CRC ²	India Exports	0.9 mm, IS 513 Gr.O	05 Mar 18.34 IST	\$610	+10	0	-20
CRC ²	China Exports	0.90mm, SPCC	05 Mar 18.34 IST	\$545	0	0	-15
HR Plate ²	China Exports	5-10mm, SS 400	05 Mar 18.42 IST	\$490	0	+5	-25
GP ²	China Exports	DX51D+z80, Width 1,000-1,500 mm, thickness 0.5-2mm	06 Mar 18.08 IST	\$575	-5	+5	-25
Silico Manganese ²	India Exports	25-150 mm, HC 65-16	10 Mar 18.38 IST	\$954	-2	-10.2	+67.8
Ferro Chrome ²	China Import	10-150mm, HC 60%	05 Mar 10.13 IST	¢83 /lb	0	+7	-4
Manganese Ore ²	India Imports	Lumps, Mn 37%,	08 Mar 11.18 IST	\$4.57 /dmtu	-0.03	0	+0.49
Ferro Manganese ²	India Exports	25-150 mm, HC 75%	10 Mar 18.42 IST	\$955	-3	-13.6	+52.8
Ferro Silicon ²	Bhutan Exports	10-50 mm, FeSi 70%	10 Mar 18.40 IST	\$1,200	+5	-10	-60

1-Daily Assessment, 2-Weekly Assessment, 3-Monthly Assessment, W-O-W:Week On Week, 1M: Change over last month, 3M: Change over last 3 months

India: NMDC's iron ore production, dispatches hit by employee agitation

Mar 10, 2025 18:47

Protest by workers due to demands related to wage revision 30-40% drop in daily production in Chhattisgarh, Karnataka NMDC Limited, India's largest iron ore producer, has been facing significant disruptions in its production and dispatches

over the past two-three days due to an ongoing work-to-rule protest by the workers. The strike, driven by the ongoing wage settlement dispute between trade unions and the company management, has severely impacted operations. What

Continued

SNAP SHOT - INDIAN DOMESTIC PRICES (INR/MT)

Commodity	Particular	Size, Grade	As on	Price	Change	1M	3M
Fines/lumps ²	Iron Ore Index	5-18 mm, Fe 63%, DR Grade	08 Mar 14.07 IST	7,000	0	0	-200
Fines/lumps ²	Iron Ore Index	0-10 mm, Fe 63%	08 Mar 14.07 IST	5,350	+50	+250	-350
Iron Ore ³	NMDC	6-40 mm, Fe 65.5%	09 Jan 10.59 IST	6,000	NA	NA	-50
Iron Ore ³	NMDC	0-10 mm, Fe 64%	09 Jan 10.59 IST	5,060	NA	NA	-150
Pellets ²	Raipur	6-20 mm, Fe 63%,	07 Mar 18.33 IST	9,800	0	0	+800
Pellets ²	Bellary	6-20 mm, Fe 63%	07 Mar 18.33 IST	10,800	0	-50	+500
Met Coke ²	Ex-India (East)	25-90 mm, Blast Furnace-grade	05 Mar 16.32 IST	34,500	0	+500	+3,200
Graphite Electrode ³	Ex-India	600mm, UHP	28 Feb 19.11 IST	271,950	+12,950	+12,950	+11,950
Mill Scale ²	FoR-Kandla	Fines, Fe 70/68%	08 Mar 13.56 IST	7,400	0	+150	+500
Hms ¹	Ex-Mumbai	HMS	10 Mar 17.39 IST	32,400	0	+100	-400
Hms ¹	Ex-Alang	HMS	10 Mar 17.39 IST	33,700	0	+500	-800
Pig Iron ¹	Ex-Durgapur	Steel Grade	10 Mar 17.29 IST	35,800	0	+3,300	+2,550
Pig Iron ¹	Ex-Ludhiana, Foundary	Foundry Grade	08 Mar 13.16 IST	40,800	0	+2,000	+800
Sponge Pellet ¹	Ex-Raipur	Lumps, FeM 80%, +/-1	10 Mar 17.36 IST	25,300	0	+200	+450
Billet ¹	Ex-Mumbai	100x100mm, IS 2831	10 Mar 17.50 IST	43,100	0	+200	+1,100
Billet ¹	Ex-Raipur	100x100mm, IS 2831	10 Mar 17.50 IST	40,100	0	+500	+1,050
TMT (Re-Bar) Secondary mills ¹	Ex-Mumbai	12-25mm, IF Route, Fe 500, IS 1786	10 Mar 13.43 IST	49,500	0	+2,000	+2,600
TMT (Re-Bar) Secondary mills ¹	Ex-Delhi/NCR	12-25mm, IF Route, Fe 500, IS 1786	10 Mar 13.43 IST	47,000	0	+800	+1,800
TMT (Re-Bar) ²	Ex-Mumbai	12-32mm, BF Route, IS 1786 Fe 500D	07 Mar 17.31 IST	54,300	+1,100	+1,600	+1,300
Structure ¹	Ex-Mumbai	40x40 Angle, IF Route, IS 2062/2011 E-250 Gr A	10 Mar 17.46 IST	50,200	+200	+1,300	+1,700
Wire Rod ¹	Ex-Raipur	5.5 mm, SWRY 14 LC Gr 3, Induction route	10 Mar 17.43 IST	44,200	-300	+600	+1,500
HRC ²	Ex-Delhi	2.5-8mm / CTL, IS2062, Gr E250 Br.	07 Mar 17.47 IST	50,500	+1,000	+3,000	+3,200
HRC ²	Ex-Mumbai	2.5-8mm / CTL, IS2062, Gr E250 Br.	07 Mar 17.47 IST	49,000	+500	+400	+1,900
CRC ²	Ex-Delhi	0.90mm / CTL, IS 513, CR1	07 Mar 17.52 IST	55,000	+200	+1,200	+500
CRC ²	Ex-Mumbai	0.90mm / CTL, IS 513, CR1	07 Mar 17.52 IST	56,500	+500	+2,800	+2,800
HR Plate ²	Ex-Mumbai	5-10mm, Gr E250 Br.	05 Mar 18.05 IST	49,000	0	0	+800
GP ²	Ex-Mumbai	0.8mm / CTL, 120 GSM, IS277	06 Mar 18.18 IST	58,700	+200	+1,100	+1,300
Silico Manganese ²	Ex-Raipur	25-150 mm, HC 60-14	10 Mar 18.52 IST	73,150	-150	-210	+6,840
Ferro Manganese ²	Ex-Raipur	25-150 mm, HC 70%	10 Mar 18.37 IST	75,200	-400	-420	+7,870
Ferro Chrome ²	Ex-Jajpur	10-150mm, HC 60%, Si- 4%	07 Mar 10.10 IST	101,600	+500	+4,200	-4,150
Manganese Ore ²	Ex Balaghat, MOIL	Lumps, Mn 37%, Fe 7.5%	01 Mar 11.37 IST	16,677	+1,017	+1,017	NA
Chrome Ore ²	Ex-Odisha OMC, E-auction	Lumps, Friable 48-50%	19 Feb 15.44 IST	21,571	-2,052	NA	NA

*Basic Price GST @ 18% extra

1-Daily Assessment, 2-Weekly Assessment, 3-Monthly Assessment, W-O-W: Week On Week, 1M: Change over last month, 3M: Change over last 3 months

Iron Ore

Iron Ore (India)

Particular/Delivery	Size/Grade	Delivery	As On	Price	Change	1M	3M
Indian prices (in INR/MT)							
Odisha Iron Ore Index	5-18 mm, Fe 63%, DR Grade	Ex-mines	08 Mar 14.07 IST	7,000	0	0	-200
	10-30mm, Fe 63%, BF Grade	Ex-mines	08 Mar 14.07 IST	6,450	0	+50	+50
	0-10 mm, Fe 63%	Ex-mines	08 Mar 14.07 IST	5,350	+50	+250	-350
	0-10mm, Fe 60%	Ex-mines	08 Mar 14.07 IST	4,550	0	+200	-250
	0-5mm, Fe 57%	Ex-mines	06 Mar 18.13 IST	3,450	+50	+200	-100
	5-18 mm, Lumps, Fe 60%	Ex-mines	08 Mar 14.07 IST	6,200	0	+150	-200
	10-30 mm, lumps, Fe 60%	Ex-mines	08 Mar 14.07 IST	5,700	0	+150	-50
	0-10mm, Fe 62%	Ex-mines	08 Mar 14.07 IST	5,100	+50	+300	-250
OMC Kurmitar (Koira)	0 -5 mm, Fe 62-60%	Ex-Mines	19 Feb 11.33 IST	4,550	+250	+250	-350
	10-40 mm, Fe 62%	Ex-Mines	19 Feb 11.33 IST	6,350	+100	+100	-400
OMC Gandhamardan	0 -5 mm, Fe 62-60%	Ex-Mines	19 Feb 11.33 IST	4,600	+350	+350	-200
	10-40 mm, Fe 62%	Ex-Mines	19 Feb 11.33 IST	6,000	+100	+100	0
OMC Daitari	0 -5 mm, Fe 62-64%	Ex-Mines	19 Feb 11.33 IST	5,250	+250	+250	-150
	10-40 mm, Fe 62%	Ex-Mines	19 Feb 11.33 IST	6,200	+200	+200	-700
OMC Guali	5-18 mm, Fe 62%	Ex-mines	19 Feb 11.33 IST	6,005	-100	-100	-500
	Fines -5 mm, Fe 60-62%	Ex-mines	19 Feb 11.33 IST	4,700	0	0	-200
OMC Jilling	5-18 mm, Fe 62%	Ex-mines	19 Feb 11.33 IST	8,000	-100	-100	+650
	Fines -5 mm, Fe 60-62%	Ex-mines	19 Feb 11.33 IST	5,100	+200	+200	+50
NMDC, Chhattisgarh	0 -10 mm, Fe 64%	F.O.R Siding	09 Jan 10.59 IST	5,060	NA	NA	-150
	10-40 mm, Fe 67%, DR CLO	F.O.R Siding	09 Jan 10.59 IST	7,070	NA	NA	0
	10-150 mm, Fe 65.5%	F.O.R Siding	09 Jan 10.59 IST	5,870	NA	NA	-100
	6-40 mm, Fe 65.5%	F.O.R Siding	09 Jan 10.59 IST	6,000	NA	NA	-50
Chandrapur, Maharashtra	5-18 mm, Fe 63%	FOR Chandrapur	31 Jan 16.08 IST	9,250	0	0	-500
	0-10mm, Fe 63%	FoR Ballarshah	31 Jan 16.08 IST	5,300	0	-300	-700
Ex-Bellary	10-40 mm, Fe 62%	Ex-Mines	06 Mar 18.00 IST	5,950	0	NA	NA
	0-10 mm, Fe 62%	Ex-Mines	06 Mar 18.00 IST	4,800	-100	0	-100
	0-10 mm, Fe 57%	Ex-Mines	06 Mar 18.00 IST	2,700	0	-200	-350
Karnataka e-auction	Lumps 10-40mm, Fe 63%	Ex-Mines	31 Jan 17.24 IST	4,550	-50	-50	+150
	Fines 0 -5 mm, Fe 60%	Ex-Mines	31 Jan 17.24 IST	3,400	-200	-200	0

Pellets (India)

Indian prices (in INR/MT)							
Ex-Barbil	6-20 mm, Fe 63%, (+/- 0.5%)	FOR Siding	07 Mar 18.33 IST	8,500	+150	+200	+625
Ex-Durgapur	6-20 mm, Fe 63%, (+/- 0.5%)	Ex-Works	07 Mar 18.33 IST	9,450	0	+100	+250
Ex-Jamshedpur	6-20 mm, Fe 63%	Ex-Works	07 Mar 18.33 IST	9,100	0	+100	+425
Ex-Jharsugda	6-20 mm, Fe 63%, (+/- 0.5%)	Ex-Works	07 Mar 18.33 IST	8,750	-50	-25	+225
Ex-Raipur	6-20 mm, Fe 63%, (+/- 0.5%)	Ex-Works	07 Mar 18.33 IST	9,800	0	0	+800
Ex-Kandla	6-20 mm, Fe 64/63%	DAP	07 Mar 18.33 IST	10,900	0	-400	-300
Ex-Bellary	6-20 mm, Fe 63%	Ex-Works	07 Mar 18.33 IST	10,800	0	-50	+500

Weekly Assessment, GST @ 5% extra., Barbil and Kandla - Prices Loaded to Wagons

Concentrates (India)

Indian prices (in INR/MT)							
Ex-Jabalpur	-45 micron, Fe 63%	Ex-works	08 Mar 13.54 IST	4,700	0	+75	-250

Iron Ore (Global)

Global prices (in USD/MT)							
CNF China	Fines, Fe 61.5% (Australia Origin)	-	10 Mar 10.23 IST	\$100	+1	-5	-3
CNF China	Fines, Fe 62% (Australia Origin)	-	10 Mar 10.23 IST	\$102	+1	-5	-3
CNF China	Fines, Fe 62.5% (Brazil Origin)	-	10 Mar 17.25 IST	\$103	+1	-5	-3
CNF China	Fines, Fines 63/62% (India origin)	-	10 Mar 17.25 IST	\$95	+1	-5	-2

CNF China	Lumps, Fe 64/63% (South Africa Origin)	-	10 Mar 17.25 IST	\$101	+1	-5	-3
CNF China	Lumps, USD/dmtu	-	10 Mar 10.23 IST	\$0.1525	+0.0095	-0.0015	+0.0175
CNF China	Fines, Fe 55% (India Origin)	-	10 Mar 18.12 IST	\$67	0	-6.5	-3.5
CNF China	Fines, Fe 56% (India Origin)	-	10 Mar 18.12 IST	\$70	0	-6.5	-3.5
CNF China	Fines, Fe 57% (India origin)	-	10 Mar 18.12 IST	\$73	0	-6.5	-3.5
CNF India	Lumps, Fe 64% (South Africa origin)	-	05 Mar 13.27 IST	\$114	-3	-2	+1
FOB India	Fines, Fe 57% (India origin)	-	10 Mar 18.13 IST	\$62	0	-8.5	-4

Prices on DMT basis (Daily Assessment) , India- Single Port Loading , FOB prices including demurrage , June to November: Moisture@ 10% , December to May: Moisture@ 8% , Or, actual moisture as per cargo certificate submitted by shipper to be adjusted

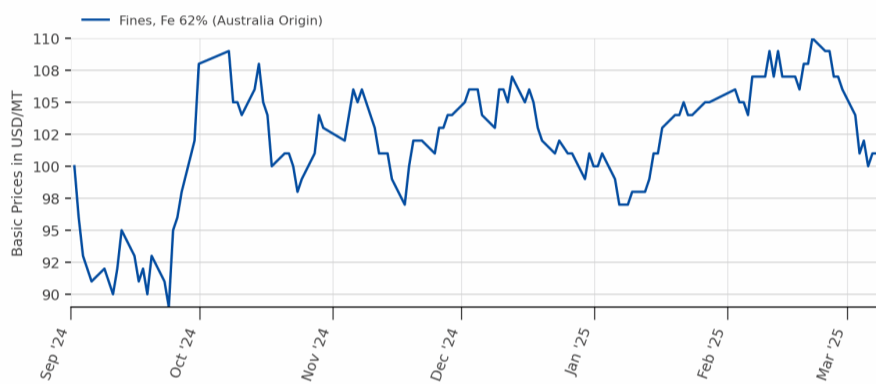
Pellets (Global)

Global prices (in USD/MT)

CNF China	6-20 mm, Fe 63% (India Origin)	-	07 Mar 18.20 IST	\$107	0	-6.25	-6
	6-20 mm, Fe 65% (Brazil Origin)	-	05 Mar 15.37 IST	\$123	-5	-3	-6
FOB India	6-20 mm, Fe 63%	-	07 Mar 18.30 IST	\$96	0	-9	-5.5
CNF China	5-20mm, Fe 63%	-	06 Mar 18.19 IST	\$7	-0.05	-0.8	-1.4
	6-20mm	-	06 Mar 18.19 IST	\$13.85	-0.6	-4.2	-3.95

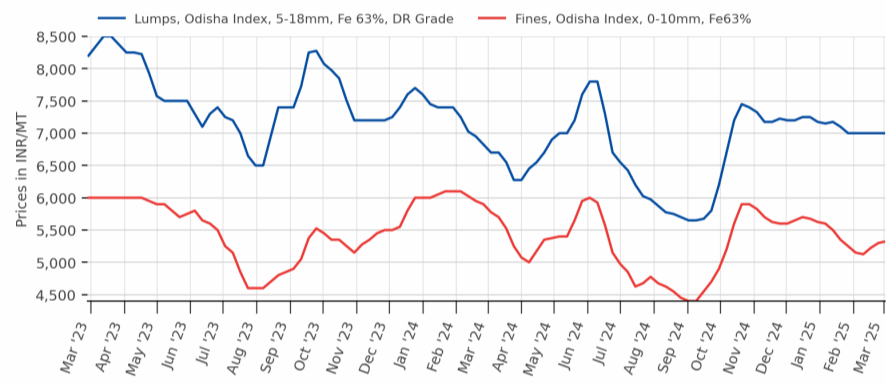
Note:- W-O-W: Week On Week, 1M: Change over last month, 3M: Change over last 3 months

Iron Ore Fines, CNF Rizhao China



Source:BigMint

Odisha Iron Ore Price Index (Lumps & Fines)



Source:BigMint

NMDC (C.G) iron ore rake movement

■ Export ■ JSW ■ KIOCL ■ RINL ■ Others

Qty in mmt

Feb'23 Apr'23 Jun'23 Aug'23 Oct'23 Dec'23 Feb'24 Apr'24 Jun'24 Aug'24 Oct'24 Dec'24 Feb'25

* Excluding Arcelormittal Nippon Steel India Limited's movement through slurry pipeline
Source: BigMint Research, Railways

India: NMDC's iron ore rake movements remain largely stable m-o-m in Feb'25

2025-03-10

[READ MORE](#)

NMDC iron ore production

Production in mmt

Apr May Jun Jul Aug Sep Oct Nov Dec Jan Feb Mar Apr May Jun Jul Aug Sep Oct Nov Dec Jan Feb

FY'24 FY'25

Source: BigMint

India: NMDC's iron ore production, dispatches hit by employee agitation

2025-03-10

[READ MORE](#)

Bulk iron ore vessel freight rates

— India East-coast to China

Freight in USD/t

Apr May Jun Jul Aug Sep Oct Nov Dec Jan Feb Mar Apr May Jun Jul Aug Sep Oct Nov Dec Jan Feb Mar

CY'23 CY'24 CY'25

Vessel freight rate mentioned for Supramax vessel| Source: BigMint

Global shippers brace for US action against China-built, China-owned ships

2025-03-10

[READ MORE](#)

India: Daily Trade Sheet for steel & related commodities

BigMint's daily trade sheet - 08 Mar'25

2025-03-10

[READ MORE](#)

NMDC's iron ore Mines location

Donimalai Iron ore mine
Kumaraswamy Iron ore mine
Pellet Plant
Bachel complex
Kirandul complex

India: Entire DRCL, sized ore receive premium in NMDC CG auction

2025-03-10

[READ MORE](#)

Fe 62% Australian iron ore fines

Iron ore fines Fe 62% \$101.90/dmt (+0.60) CFR China 7 Mar'25

Prices in \$/t CFR China

Jan Feb Mar Apr May Jun Jul Aug Sep Oct Nov Dec Jan Feb Mar Apr May Jun Jul Aug Sep Oct Nov Dec Jan Feb Mar

CY'23 CY'24 CY'25

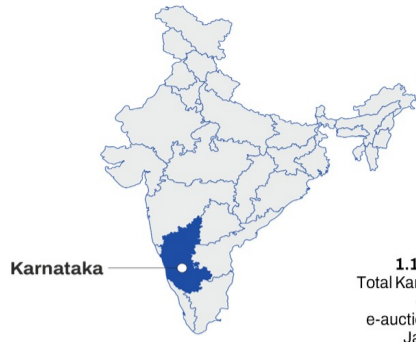
Source: BigMint

China: Iron ore spot price inch up d-o-d amid recovering downstream outlook

2025-03-08

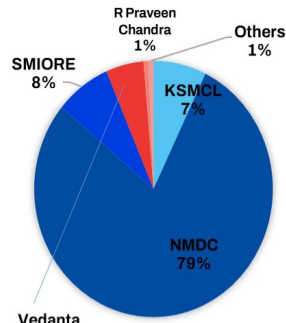
[READ MORE](#)

Karnataka miner-wise iron ore e-auction sales



Karnataka

1.17 mnt
Total Karnataka iron
ore
e-auction sales in
Jan'25



India: Over 190,000 t of iron ore to be auctioned from Karnataka

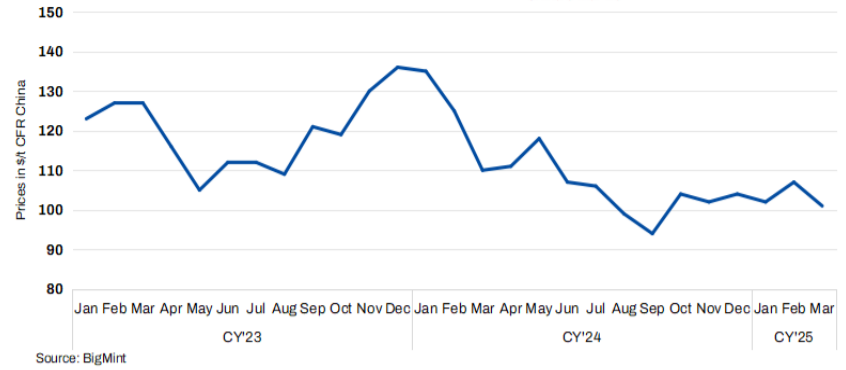
2025-03-07

[READ MORE](#)

Fe 62% Australian iron ore fines



Iron ore fines Fe 62% \$101.30/dmt (+0.90) CFR
China 6 Mar'25

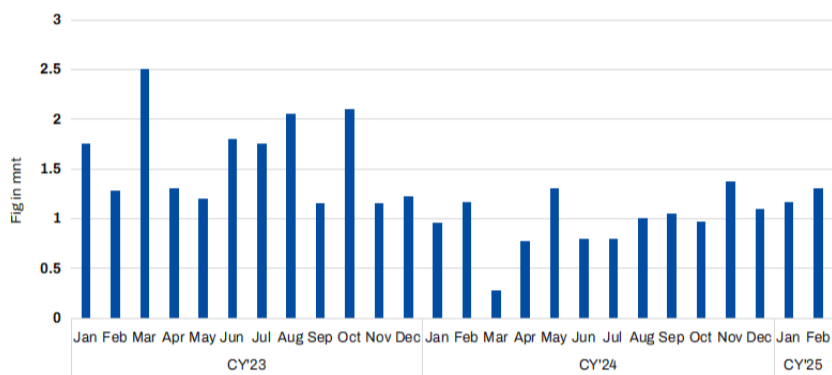


China: Iron ore spot prices rise by \$1/t d-o-d amid recovery in finished steel demand

2025-03-07

[READ MORE](#)

Karnataka iron ore e-auction sales volume



India: Karnataka to auction over 290,000 t of iron ore on 12 Mar

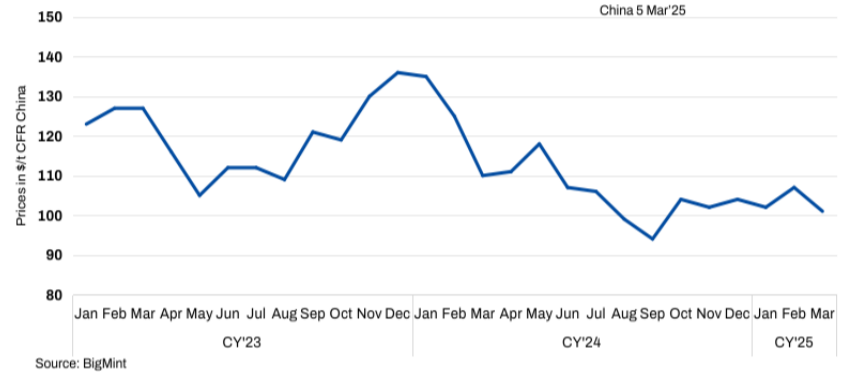
2025-03-06

[READ MORE](#)

Fe 62% Australian iron ore fines



Fines Fe 62% \$100.4/dmt (-1.55) CFR
China 5 Mar'25

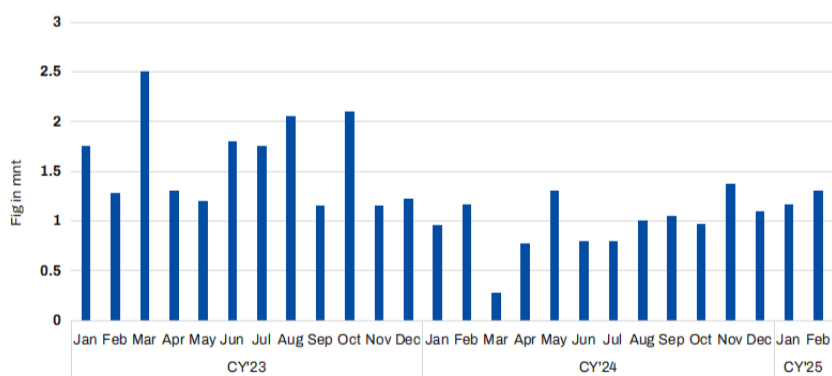


China: Iron ore spot prices fall \$2/t d-o-d amid limited buying interest

2025-03-06

[READ MORE](#)

Karnataka iron ore e-auction sales volume



India: Over 100,000 t of iron ore to be auctioned from Karnataka

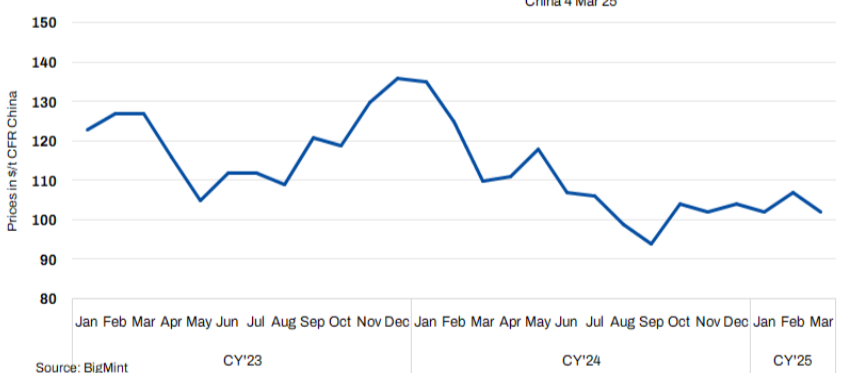
2025-03-05

[READ MORE](#)

Fe 62% Australian iron ore fines



Iron ore fines Fe 62% \$101.95/dmt (+0.90) CFR
China 4 Mar'25



China: Iron ore spot prices inch up by \$1/t amid improvement in market fundamentals

2025-03-05

[READ MORE](#)

Coal

Non Coking (India)

Particular/Delivery	Size/Grade	Delivery	As On	Price	Change	1M	3M
Indian prices (in INR/MT)							
Ex-Gangavaram	RB2 (5500 NAR), S.Africa	Ex-Port	10 Mar 17.00 IST	8,450	0	-200	-1,000
	RB3 (4800 NAR), South Africa	Ex-Port	10 Mar 17.00 IST	7,100	0	-150	-750

Met Coke (India)

Indian prices (in INR/MT)							
Ex-Jajpur	25-90 mm, Blast Furnace-grade	Ex-Yard	05 Mar 16.32 IST	34,500	0	+500	+3,200
Ex-Gandhidham	25-90 mm, Blast Furnace-grade	Ex-Yard	05 Mar 16.32 IST	32,400	+400	+900	+4,000

Coking (Global)

Global prices (in USD/MT)							
CNF India	0-40mm, HCC 64 Mid Vol, Australia	-	10 Mar 10.26 IST	\$156	0	-1.6	-20.4
	0-40mm, Premium HCC, Australia	-	10 Mar 10.26 IST	\$197	0	-5	-20.6
	Low Vol PCI, Australia	-	10 Mar 10.26 IST	\$149	-1	-6.6	-18.6
FOB Australia	0-40mm, Low Vol PCI	-	10 Mar 10.28 IST	\$136	0	-6.6	-19
	HCC 64 Mid Vol	-	10 Mar 10.28 IST	\$143	0	-1.6	-21.4
	Premium HCC	-	10 Mar 10.28 IST	\$183	0	-6	-22

Non Coking (Global)

Global prices (in USD/MT)							
CNF India	RB1 (6000 NAR), S.Africa	-	10 Mar 17.08 IST	\$101	0	-4	-13
	RB2 (5500 NAR), S.Africa	-	10 Mar 17.08 IST	\$90	0	-3.8	-11
	RB3 (4800 NAR), S.Africa	-	10 Mar 17.08 IST	\$73	0	-0.8	-8.4
FOB South Africa	RB1 (6000 NAR)	-	10 Mar 17.09 IST	\$88	0	-6	-13.8
	RB2 (5500 NAR)	-	10 Mar 17.09 IST	\$77	0	-5.8	-11.8
	RB3 (4800 NAR)	-	10 Mar 17.09 IST	\$60	0	-2.8	-9.2

Met Coke (Global)

Global prices (in USD/MT)							
FOB China	25-90mm, 64% CSR	-	06 Mar 16.36 IST	\$220	0	-15	-34
CNF India	25-90mm, 64% CSR, China	-	06 Mar 16.39 IST	\$235	+7	-18	-35
	64% CSR, Japan origin	-	12 Dec 17.11 IST	\$354	0	NA	0

Note:- W-O-W: Week On Week, 1M: Change over last month, 3M: Change over last 3 months

Scrap & Metallic

Sponge (India)

Region	Particular	Sponge Iron (C-DRI)				Pellet Sponge (P-DRI)			
		Price	Change	W-O-W	1M	Price	Change	W-O-W	1M
Indian prices (in INR/MT) As on 10 Mar 2025									
North India	Mandi Gobindgarh	31,000	-100	+300	+400	-	-	-	-
East India	Durgapur	27,600	-200	+400	+500	25,300	-200	+450	+500
East India	Rourkela	26,550	-150	+300	+350	-	-	-	-
Central India	Raigarh	26,800	-100	+300	+100	24,650	-100	+250	-50
Central India	Raipur	29,100	0	+300	-600	25,300	0	+400	+200
South India	Bellary	26,900	0	+100	-50	26,300	+50	+500	+400
Eastern India	Ramgarh	26,900	-100	+50	-100	24,900	-100	+250	0
East India	Jharsugda	-	-	-	-	24,100	-100	+400	+250
South India	Chennai	-	-	-	-	27,000	0	+500	+1,400
South India	Hyderabad	-	-	-	-	27,000	0	+300	+300

All prices are basic, GST extra.

Pig Iron (India)

Particular/Delivery	Size/Grade	Delivery	As On	Price	Change	1M	3M
Indian prices (in INR/MT)							
DAP-Ludhiana	Steel Grade	DAP	10 Mar 17.29 IST	39,000	+1,200	+3,000	+3,200
Ex-Bokaro	Steel Grade	Ex-Plant,Bokaro	20 Feb 13.25 IST	30,700	-650	-650	-4,300
Ex-Burnpur	Steel Grade	Ex-Plant,Burnpur	31 May 16.00 IST	40,500	-2,500	0	0
Ex-Durgapur	Steel Grade	Ex-Works	10 Mar 17.29 IST	35,800	0	+3,300	+2,550
		Ex-Plant,Durgapur	01 Jan 17.35 IST	32,900	+500	0	+500
Ex-Rourkela	Steel Grade	Ex-Plant,Rourkela	06 Mar 12.57 IST	35,700	+3,100	+2,900	+3,600
Ex-Bhilai	Steel Grade	Ex-Plant,Bhilai	13 Jan 17.44 IST	31,600	+450	0	-1,900
DAP-Raigarh	Steel Grade	DAP	10 Mar 17.29 IST	36,700	+1,200	+3,700	+3,850
DAP-Raipur	Steel Grade	DAP	10 Mar 17.29 IST	36,300	+500	+3,550	+3,800
DAP-Hyderabad	Steel Grade	DAP	10 Mar 13.39 IST	36,000	+500	+2,100	+2,500
DAP-Delhi	Foundry Grade	DAP	08 Mar 13.16 IST	40,200	0	+500	+400
DAP-Ludhiana	Foundry Grade	DAP	08 Mar 13.16 IST	40,800	0	+2,000	+800
Ex-Durgapur	Foundry Grade	Ex-Works	08 Mar 13.16 IST	37,500	0	0	-1,000
Ex-Kharagpur	Foundry Grade	Ex-Works	08 Mar 13.16 IST	37,500	0	0	-1,000
DAP-Ahmedabad	Foundry Grade	DAP	08 Mar 13.16 IST	41,500	+200	+1,200	0
DAP-Kolhapur	Foundry Grade	DAP	08 Mar 13.16 IST	42,800	0	+300	-1,000
DAP-Coimbatore	Foundry Grade	DAP	08 Mar 13.16 IST	43,000	0	+500	-800

Indian pig iron price assessment frequency has been increased from weekly to daily basis.

Re - Rolling Scrap (India)

Indian prices (in INR/MT)							
Ex-Alang	19-22mm(12 ANE), Ship Breaking	Ex-Yard	10 Mar 10.57 IST	39,100	0	-400	-900
	15-18mm(10 ANE), Ship Breaking	Ex-Yard	10 Mar 10.57 IST	39,100	0	-400	-900
	1 Inch, Ship Breaking	Ex-Yard	10 Mar 10.57 IST	39,100	0	-400	-900
	12-14mm(8 ANE), Ship Breaking	Ex-Yard	10 Mar 10.57 IST	38,600	0	-400	-900
	5-10 KG, Ship Breaking	Ex-Yard	10 Mar 10.57 IST	37,600	0	-400	-1,600
	9-11mm(6 ANE), Ship Breaking	Ex-Yard	10 Mar 10.57 IST	37,300	0	-200	-900
	2-5 KG, Ship Breaking	Ex-Yard	10 Mar 10.57 IST	36,300	0	-700	-1,900
	6-8mm(4 ANE), Ship Breaking	Ex-Yard	10 Mar 10.57 IST	35,600	0	-400	-1,600
	1-2 KG, Ship Breaking	Ex-Yard	10 Mar 10.38 IST	35,200	0	+300	-1,000
	Attachment, Ship Breaking	Ex-Yard	10 Mar 10.38 IST	35,000	0	+300	-1,000
	HMS(80:20), Ship Breaking	Ex-Yard	10 Mar 10.38 IST	33,700	0	+500	-800

Melting Scrap (India)

Particular/Delivery	Size/Grade	Delivery	As On	Price	Change	1M	3M
Indian prices (in INR/MT)							
Ex-Ludhiana	CR Busheling (Loose)	DAP	10 Mar 17.39 IST	37,200	-100	-500	-600
	CI Scrap, Mixed Size	DAP	10 Mar 17.39 IST	36,300	+300	0	-700
	Turning Boring Scrap	DAP	10 Mar 17.39 IST	33,700	-100	+100	+300
	End Cutting	DAP	10 Mar 17.39 IST	36,100	-100	-500	-700
Ex-Mandi	End Cutting	DAP	10 Mar 17.39 IST	36,700	-100	-100	-200
	CR Busheling (Loose)	DAP	10 Mar 17.39 IST	37,600	-100	-200	-600
	HMS(80:20)	DAP	10 Mar 17.39 IST	34,000	-100	0	-200
Ex-Durgapur	LMS (Light Melting Scrap)	DAP	10 Mar 17.39 IST	32,100	-100	0	-200
	HMS(80:20)	DAP	10 Mar 17.39 IST	33,500	-100	+700	+700
Ex-Raipur	HMS(80:20)	DAP	10 Mar 17.39 IST	33,500	-100	+1,000	+1,250
	End Cutting	DAP	10 Mar 17.39 IST	35,500	-100	+1,000	+1,250
Ex-Ahmedabad	HMS(80:20)	DAP	10 Mar 17.39 IST	32,500	0	+300	-500
	CR Busheling (Bundle)	DAP	10 Mar 17.39 IST	36,700	0	0	-600
Ex-Alang	HMS(80:20)	Ex-Yard	10 Mar 17.39 IST	33,700	0	+500	-800
Ex-Jalna	CR Busheling (Loose)	DAP	10 Mar 17.39 IST	35,300	+100	+800	+500
	HMS(80:20)	DAP	10 Mar 17.39 IST	32,300	+100	+800	+500
Ex-Mumbai	HMS(80:20)	DAP	10 Mar 17.39 IST	32,400	0	+100	-400
Ex-Chennai	Turning Boring Scrap	DAP	10 Mar 17.39 IST	29,200	0	-400	-1,100
	HMS(80:20)	DAP	10 Mar 17.39 IST	30,300	+100	-200	-1,000
	HMS(90:10)	DAP	10 Mar 17.39 IST	32,000	0	-500	-1,200
	CR Busheling (Bundle)	DAP	10 Mar 17.39 IST	33,400	+100	-400	-1,400
Ex-Coimbatore	CI Scrap, Mixed Size	DAP	10 Mar 17.39 IST	35,400	0	-100	-1,000
Ex-Hyderabad	HMS(80:20)	DAP	10 Mar 17.39 IST	31,500	0	+800	+1,500
	HMS(90:10)	DAP	10 Mar 17.39 IST	33,000	0	+800	+1,500
Ex-Bhilai	9-13 Meters, 60 KG	Ex-works	23 Sep 19.00 IST	41,000	0	-2,700	-150

Mill Scale (India)

Indian prices (in INR/MT)							
Ex Plant, Raipur	Fines, Fe 70/68%	EXW	08 Mar 13.56 IST	6,100	+50	-100	-1,100
Ex-Jalna	Fines, Fe 68-70%	EXW	05 Mar 19.10 IST	5,600	0	+150	NA
Ex-Kandla	Fines, Fe 70/68%	DAP	08 Mar 13.56 IST	7,400	0	+150	+500

Sponge Iron (Global)

Particular/Delivery	Size/Grade	Delivery	As On	Price	Change	1M	3M
Global prices (in USD/MT)							
CNF Bangladesh	FeM 80% (+/-1), 100% lumps	-	06 Mar 17.20 IST	\$340	-5	+1	-10
CNF Nepal	Mix (70% lumps, 30% fines), FeM 80% (+/-1)	-	06 Mar 17.20 IST	\$341	-9	-2	+1

Melting Scrap (Global)

Global prices (in USD/MT)							
FOB Europe	HMS 80:20 (Bulk)	-	05 Mar 17.12 IST	\$339	+5	+6	+11
FOB USA	HMS 80:20	-	10 Mar 17.16 IST	\$352	-1	+16.2	+27.2
	Shredded	-	10 Mar 17.16 IST	\$372	-1	+16.2	+27.2
CNF Bangladesh	H2 (Bulk, Japan origin)	-	05 Mar 18.37 IST	\$358	+6	+8	-3
	HMS 80:20 (Bulk, US Origin)	-	05 Mar 18.37 IST	\$370	+7	+10	0
	HMS 80:20 (Containers, Europe Origin)	-	10 Mar 18.41 IST	\$370	+5	+2.4	-0.2
	Shredded (Containers, UK Origin)	-	10 Mar 18.41 IST	\$388	+2	+1.6	-4
CNF China	H2	-	10 Mar 12.12 IST	\$350	0	-4.2	+2.6
	HMS 80:20 (Bulk)	-	10 Mar 12.12 IST	\$322	0	+4	+2
	Shredded	-	10 Mar 12.12 IST	\$385	0	0	-5
CNF India	HMS 80:20 (Europe Origin, Containers)	-	10 Mar 18.41 IST	\$355	0	+3.8	-10.8
	HMS 80:20 (West Africa Origin, Containers)	-	10 Mar 18.41 IST	\$355	0	+4.4	-10.4
	HMS 80:20 (West Africa Origin, Containers)	-	10 Mar 18.41 IST	\$360	+2	+4.2	-7.2
	Shredded (Europe Origin, Containers)	-	10 Mar 18.41 IST	\$377	+2	+1.2	-10.8
	Shredded (US Origin, Containers)	-	10 Mar 18.41 IST	\$378	+3	+3.2	-7.6
CNF Pakistan	Shredded (Containers, Europe Origin)	-	10 Mar 18.41 IST	\$385	+4	+0.4	-5.8
CNF Taiwan	HMS 80:20 (US Origin, Containers)	-	05 Mar 11.30 IST	\$315	+2	+5	+20
CNF Thailand	HMS 70:30	-	29 Jan 17.41 IST	\$352	+2	NA	NA

CNF Turkey	HMS 80:20 (Bulk, US Origin)	-	10 Mar 18.41 IST	\$376	0	+18.2	+24.6
CNF Vietnam	H2, (Bulk, Japan origin)	-	10 Mar 18.41 IST	\$330	+5	+10	+3
	HMS 80:20 (Bulk, US Origin)	-	10 Mar 18.41 IST	\$360	+5	+15	+10

Pig Iron (Global)

Particular/Delivery	Size/Grade	Delivery	As On	Price	Change	1M	3M
Global prices (in USD/MT)							
FOB Black Sea	Steel Grade	-	08 Mar 12.34 IST	\$340	+5	+17	+20
FOB Brazil	Steel Grade	-	08 Mar 12.34 IST	\$430	0	+18	+8
CNF Italy	Steel Grade	-	08 Mar 12.36 IST	\$377	+5	+18	+9

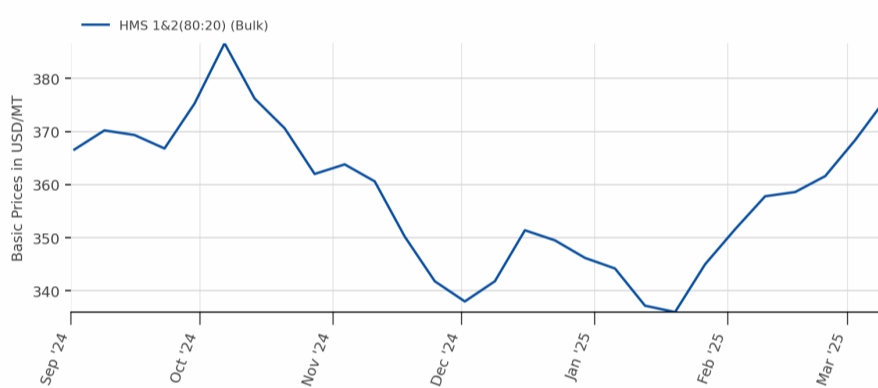
Weekly Assessment,, *Tender Prices in export

Ship Breaking (Global)

Global prices (in USD/MT)							
CNF Bangladesh	Containers	-	04 Mar 12.41 IST	\$470	0	-10	-30
	Tanker	-	04 Mar 12.41 IST	\$460	0	-10	-30
CNF India	Containers	-	04 Mar 12.41 IST	\$465	0	-10	-25
	Tanker	-	04 Mar 12.41 IST	\$455	0	-10	-25
CNF Pakistan	Containers	-	04 Mar 12.41 IST	\$460	0	-10	-20
	Tanker	-	04 Mar 12.41 IST	\$450	0	-10	-20
CNF Turkey	Containers	-	04 Mar 12.41 IST	\$300	0	0	-30
	Tanker	-	04 Mar 12.41 IST	\$290	0	0	-30

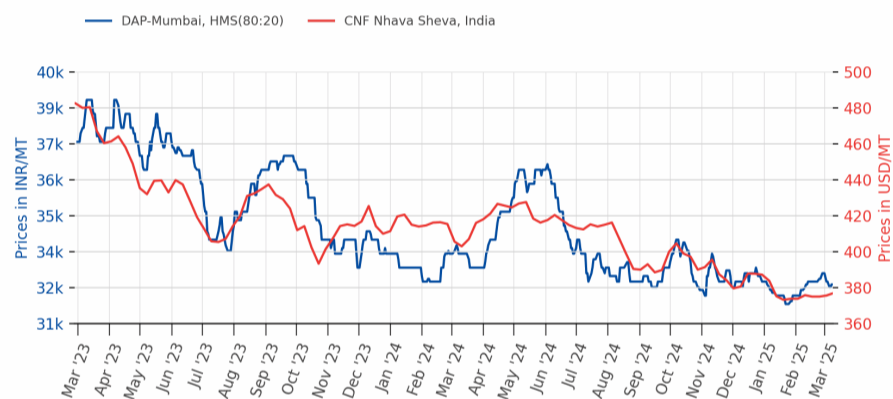
Note:- W-O-W: Week On Week, 1M: Change over last month, 3M: Change over last 3 months

Melting Scrap, CNF Turkey



Source:BigMint

Melting Scrap DAP Mumbai/CNF India



Source:BigMint

Scrap & Metallic News

South Asia: UK/Europe origin shredded scrap price trend

India, Pakistan, Bangladesh, Turkiye, HMS 80:20, US Origin

Source: BigMint | Last updated: 10-03-2025

South Asia: Imported ferrous scrap market sees mixed trends; Turkish scrap prices may rise further

2025-03-10 [READ MORE](#)

Vietnam: Imported bulk scrap prices

Japanese H2

Source: BigMint | Last updated: 10-03-2025

Vietnam: Imported bulk scrap prices rise by \$5/t w-o-w as construction sentiment improves

2025-03-10 [READ MORE](#)

India: Melting scrap index DAP-Mandi Gobindgarh (End Cutting vs Billet)

End Cutting Scrap, Billet, 100x100mm, Spread (RHS)

End Cutting - INR 36,700/t (-100)

Source: BigMint | Last updated: 10-3-2025

India: BigMint's scrap index declines by INR 100/t d-o-d amid range-bound steel prices

2025-03-10 [READ MORE](#)

India Sponge iron price & Trade volume

Bellary (PDR), Raipur (PDR), Durgapur (PDR), Bellary, Raipur, Durgapur, Rangaon, Rangaon (PDR)

Quantity in tonnes (t), Prices in INR/t

Source: BigMint Research

India: Sponge iron prices exhibit mixed trends d-o-d amid moderate trade - 10 Mar

2025-03-10 [READ MORE](#)

South Korea scrap arrivals

Company name	Port	Import volume
		10-Mar-25
	Dangjin	6,000
Hyundai steel	Incheon	15,554
	Pohang	-
Sub Total		21,554
Dongkuk steel	Incheon	-
Sub Total		-
SeAH Besteel	Gunsan	11,000
	Pohang	-
POSCO	Gwangyang	14,000
Sub Total		25,000
Daehan Steel	Masan	5,000
	Jinhae	3,000
Total		54,554

Source: BigMint

South Korea: Ferrous scrap imports drop in early Mar'25; Hyundai Steel leads intake

2025-03-10 [READ MORE](#)

Japan: Kanto region steel scrap prices rise on strong shipments & tight supply

www.bigmint.co

Japan: Kanto steel scrap prices rise on strong demand, tight supply

2025-03-10 [READ MORE](#)

Global steel scrap generation to increase 40% by 2050

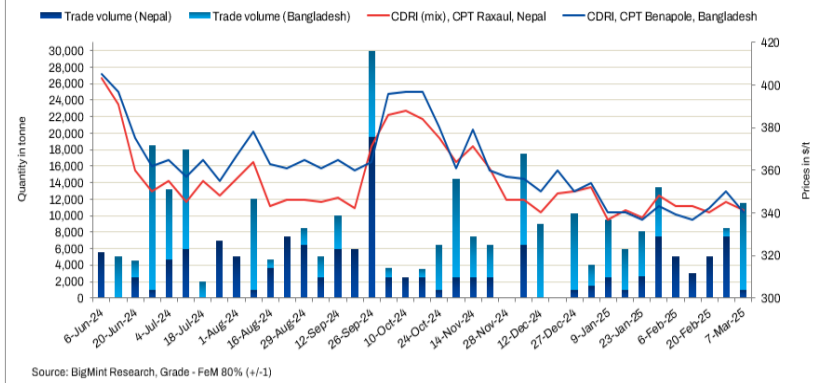
www.bigmint.co

Global steel scrap generation to increase 40% by 2050

2025-03-10

READ MORE

India: Sponge iron Export Trade Vs Prices



India: Export deals for over 11,000 t of sponge iron concluded for Nepal, Bangladesh

2025-03-07

READ MORE

Turkish imported bulk ferrous scrap deal updates

www.bigmint.co

Turkiye: Imported scrap market heats up as prices soar w-o-w in fresh deals

2025-03-07

READ MORE

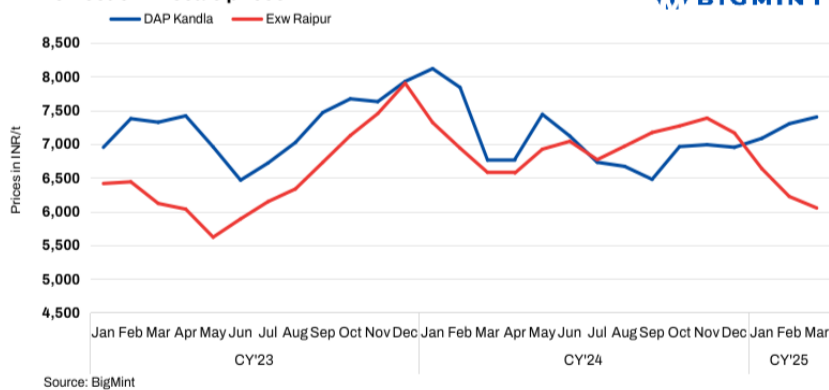


India: Buyers book entire 5,000 t on offer at Evonith's pig iron auction

2025-03-06

READ MORE

Domestic mill scale prices

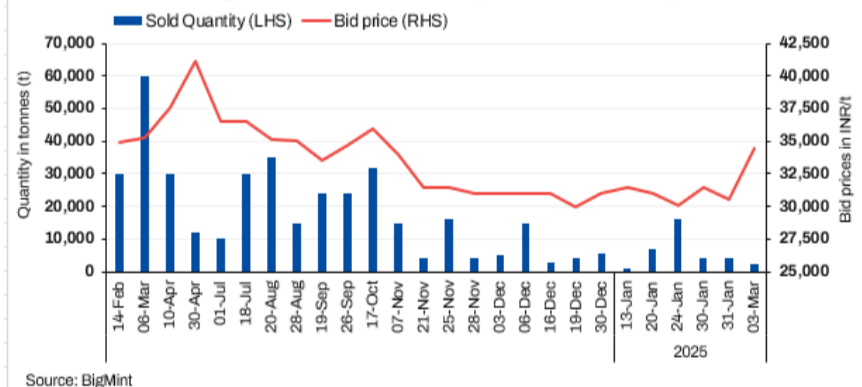


India: Mill scale prices show mixed trends across key markets

2025-03-05

READ MORE

India: NMDC Pig Iron auction summary



India: NMDC's pig iron auction sees subdued buyer participation

2025-03-04

READ MORE

Steel

Ingot/Billet (India)

Region	Particular	INGOT				BILLET			
		Price	Change	W-O-W	1M	Price	Change	W-O-W	1M
Indian prices (in INR/MT) As on 10 Mar 2025									
North India	Ghaziabad	41,400	-200	0	-600	-	-	-	-
North India	Ludhiana	43,300	-100	+400	0	-	-	-	-
North India	Mandi Gobindgarh	42,500	-100	+200	-150	42,500	-100	+200	-150
North India	Muzaffarnagar	41,400	-400	-100	-600	-	-	-	-
East India	Rourkela	38,000	-100	+150	0	38,800	-100	+300	+300
Central India	Raigarh	39,000	-200	+100	+200	39,550	0	+450	+450
Central India	Raipur	39,700	0	+200	+350	40,100	0	+300	+500
West India	Ahmedabad	41,700	-300	+100	+200	42,600	-400	-100	-200
West India	Jaipur	41,700	0	+300	+100	-	-	-	-
West India	Mumbai	42,500	0	+400	+100	43,100	0	+400	+200
East India	Durgapur	-	-	-	-	39,700	-100	+150	-100
East India	Kolkata	-	-	-	-	40,400	-100	+150	-100
West India	Bhavnagar	-	-	-	-	42,200	-400	-200	-100
West India	Goa	-	-	-	-	42,000	0	+500	+500
West India	Jalna	-	-	-	-	42,300	0	+300	+100
South India	Chennai	-	-	-	-	43,300	-200	+300	+1,800
South India	HINDPUR	-	-	-	-	42,800	0	+800	+1,000
South India	Hyderabad	-	-	-	-	42,000	0	+500	+1,000
Eastern India	Ramgarh	-	-	-	-	39,800	-200	+100	+400

All prices are basic, GST @ 18% extra. Ingot - 3.5"*4.5", Commercial Grade, Billet - 100*100

Rebar (India)

Particular/Delivery	Size/Grade	Delivery	As On	Price	PRICE @ 18%GST	Change	1M	3M
Indian prices (in INR/MT)								
Exy-Delhi/NCR	12-32mm, BF Route, IS 1786 Fe 550D	Ex-Yard	07 Mar 17.31 IST	55,100	65,000	+1,500	+3,300	+2,700
	12-32mm, BF Route, IS 1786 Fe 500D	Ex-Yard	07 Mar 17.31 IST	55,100	65,000	+1,500	+3,300	+2,700
Exy-Durgapur	12-32mm BF Route, IS 1786 Fe 500D	Ex-Yard	07 Mar 17.31 IST	53,300	62,900	+1,600	+2,300	+1,400
	12-32mm BF Route, IS 1786 Fe 550D	Ex-Yard	07 Mar 17.31 IST	53,300	62,900	+1,600	+2,300	+1,400
Exy-Ahmedabad	12-32mm BF Route, IS 1786 Fe 550D	Ex-Yard	07 Mar 17.31 IST	54,400	64,200	+1,400	+2,600	+1,500
	12-32mm BF Route, IS 1786 Fe 500D	Ex-Yard	07 Mar 17.31 IST	54,400	64,200	+1,400	+2,600	+1,500
Exy-Mumbai	12-32mm, BF Route, IS 1786 Fe 500D	Ex-Yard	07 Mar 17.31 IST	54,300	64,100	+1,100	+1,600	+1,300
	12-32mm, BF Route, IS 1786 Fe 550D	Ex-Yard	07 Mar 17.31 IST	54,300	64,100	+1,100	+1,600	+1,300
Exy-Bangalore	12-32mm, BF Route, IS 1786 Fe 500D	Ex-Yard	07 Mar 17.31 IST	53,400	63,000	+1,200	+1,700	+300
	12-32mm, BF Route, IS 1786 Fe 550D	Ex-Yard	07 Mar 17.31 IST	53,400	63,000	+1,200	+1,700	+300
Exy-Chennai	12-32mm, BF Route, IS 1786 Fe 500D	Ex-Yard	07 Mar 17.31 IST	52,700	62,200	+1,100	+1,700	-300
	12-32mm, BF Route, IS 1786 Fe 550D	Ex-Yard	07 Mar 17.31 IST	52,700	62,200	+1,100	+1,700	-300
Exy-Hyderabad	12-32mm, BF Route, IS 1786 Fe 500D	Ex-Yard	07 Mar 17.31 IST	53,600	63,200	+1,600	+2,600	+600
	12-32mm, BF Route, IS 1786 Fe 550D	Ex-Yard	07 Mar 17.31 IST	53,600	63,200	+1,600	+2,600	+600
Indian prices (in INR/MT)								
Ex-Delhi/NCR	12-25mm, IF Route, Fe 500, IS 1786	Ex-Works	10 Mar 13.43 IST	47,000	55,500	0	+800	+1,800
Ex-Jaipur	12-25mm IF route, Fe 500, IS 1786	Ex-Works	10 Mar 13.43 IST	45,400	53,600	-100	+200	+1,000
Ex-Mandi Gobindgarh	12-25mm, IF Route, Fe 500, IS 1786	Ex-Works	10 Mar 13.46 IST	47,000	55,500	-100	-200	+200
Ex-Muzaffarnagar	12-25mm, IF Route, Fe 500, IS 1786	Ex-Works	10 Mar 13.43 IST	45,600	53,800	-400	0	+1,200
Ex-Durgapur	12-25mm, IF Route, Fe 500, IS 1786	Ex-Works	10 Mar 17.26 IST	43,500	51,300	-300	+300	+2,100
	12-25mm, IF Route, Fe 500D, IS 1786	Ex-Works	10 Mar 17.26 IST	45,600	53,800	-200	+300	+2,100
Ex-Rourkela	12-25mm, IF Route, Fe 500D, IS 1786	Ex-Works	10 Mar 13.43 IST	47,000	55,500	0	+500	+1,000
	12-25mm, IF Route, Fe 500, IS 1786	Ex-Works	10 Mar 13.43 IST	43,700	51,600	-100	+900	+1,900
Ex-Raigarh	12-25mm, IF Route, Fe 500, IS 1786	Ex-Works	10 Mar 13.43 IST	43,400	51,200	-200	+1,400	+1,200
Ex-Raipur	12-25mm, IF Route, Fe 500, IS 1786	Ex-Works	10 Mar 17.26 IST	43,600	51,400	-100	+900	+1,300
	12-25mm, IF Route, Fe 500D, IS 1786	Ex-Works	10 Mar 13.43 IST	46,800	55,200	-200	+1,000	+1,500
Ex-Ahmedabad	12-25mm, IF Route, Fe 500, IS 1786	FOR	10 Mar 13.43 IST	47,600	56,200	-100	+400	+800

Ex-Goa	12-25mm, IF Route, Fe 500, IS 1786	Ex-Works	10 Mar 13.43 IST	48,300	57,000	0	+1,600	+1,500
Ex-Jalna	12-25mm, IF Route, Fe 500, IS 1786	Ex-Works	10 Mar 17.26 IST	49,000	57,800	+300	+1,500	+1,800
Ex-Mumbai	12-25mm, IF Route, Fe 500, IS 1786	Ex-Works	10 Mar 13.43 IST	49,500	58,400	0	+2,000	+2,600
Ex-Bangalore	12-25mm, IF Route, Fe 550, IS 1786	Ex-Works	10 Mar 13.43 IST	48,600	57,300	0	+1,200	+1,900
	12-25mm, IF Route, Fe 550D, IS 1786	Ex-Works	10 Mar 13.43 IST	50,300	59,400	0	+700	+900
Ex-Chennai	12-25mm, IF Route, Fe 500, IS 1786	Ex-Works	10 Mar 13.43 IST	47,000	55,500	0	+1,100	+1,200
Ex-Hyderabad	12-25mm, IF Route, Fe 500, IS 1786	Ex-Works	10 Mar 13.43 IST	45,800	54,000	0	+800	+1,800
Ex-Patna	12-25mm IF route, Fe 500, IS 1786	Ex-Works	10 Mar 13.43 IST	44,300	52,300	0	+800	+3,300

Structure (Medium & Small Scale Producers) (India)

Region/Zone	Particular	40 ANGLE	Change	1M	75 CHANNEL	Change	1M	200 BEAM	Change	1M
Indian prices (in INR/MT)										
North India	Ghaziabad	-	-	-	-	-	-	49,600	0	+900
East India	Durgapur	44,700	0	+300	44,700	0	+300	45,450	0	+300
Central India	Raipur	45,000	0	+300	44,400	0	+300	-	-	-
West India	Ahmedabad	46,600	0	+200	46,600	0	+200	-	-	-
West India	Mumbai	50,200	+200	+1,300	51,000	+200	+1,300	-	-	-
South India	Hyderabad	47,300	0	+100	46,900	0	+100	-	-	-

Indian Structure price assessment frequency has been increased from weekly to daily basis, All prices are basic, Commercial Grade, Basic Price GST @ 18% extra

Wire Rod (India)

Particular	Size/Grade	Raipur	Change	W-O-W	Durgapur	Change	W-O-W
Indian prices (in INR/MT)							
SWRY 14 LC Gr 3, Induction route	5.5 mm	44,200	-300	+300	44,600	-200	+600
HB Wire, Induction route	12 Gauge	46,500	-300	+300	47,100	-200	+600
GI Wire, Induction route	12 Gauge	50,300	-200	+300	54,600	-200	+600
Barbed Wire, Induction route	12*12 Gauge	52,300	-200	+300	57,700	-200	+600
Binding Wire, Induction route	20 Gauge	53,300	-200	+500	53,800	-200	+600

Daily Assessment, Commercial Grade, Basic Price GST @ 18% extra

HRC (India)

Particular/Delivery	Size/Grade	Delivery	As On	Price	Change	1M	3M
Indian prices (in INR/MT)							
Delhi	2.5-8mm / CTL, IS2062, Gr E250 Br.	Ex-stockyard	07 Mar 17.47 IST	50,500	+1,000	+3,000	+3,200
	2.5-8mm / CTL, IS2062, Gr E250 Br.	Ex-stockyard	07 Mar 17.47 IST	50,500	+900	+2,800	+3,500
Faridabad	1.8mm / CTL, IS2062, Gr E250 Br.	Ex-stockyard	07 Mar 17.47 IST	52,000	+1,000	+2,800	+3,500
	2.5-8mm / CTL, IS2062, Gr E350 Br.	Ex-stockyard	07 Mar 17.47 IST	53,500	+1,000	+2,800	+3,500
Ludhiana	2.5-8mm / CTL, IS2062, Gr E250 Br.	Ex-stockyard	07 Mar 17.47 IST	51,000	+500	+2,600	+3,850
Kolkata	2.5-8mm / CTL, IS2062, Gr E250 Br.	Ex-stockyard	07 Mar 17.47 IST	47,300	+300	+1,400	+2,350
Ahmedabad	2.5-8mm / CTL, IS2062, Gr E250 Br.	Ex-stockyard	07 Mar 17.47 IST	50,600	+300	+600	+2,650
	2.5-8mm / CTL, IS2062, Gr E350 Br.	Ex-stockyard	07 Mar 17.47 IST	52,000	+500	+350	+1,900
Mumbai	1.8mm / CTL, IS2062, Gr E250 Br.	Ex-stockyard	07 Mar 17.47 IST	50,500	+500	+350	+1,950
	2.5-8mm / CTL, IS2062, Gr E250 Br.	Ex-stockyard	07 Mar 17.47 IST	49,000	+500	+400	+1,900
Bangalore	2.5-8mm / CTL, IS2062, Gr E250 Br.	Ex-stockyard	07 Mar 17.47 IST	50,500	0	+1,000	-150
Chennai	1.8mm / CTL, IS2062, Gr E250 Br.	Ex-stockyard	07 Mar 17.47 IST	52,400	+400	+1,350	+2,200
	2.5-8mm / CTL, IS2062, Gr E250 Br.	Ex-stockyard	07 Mar 17.47 IST	50,900	+400	+1,350	+2,200
Hyderabad	2.5-8mm / CTL, IS2062, Gr E250 Br.	Ex-stockyard	07 Mar 17.47 IST	48,500	+400	+1,150	+900

Weekly Assessment, Commercial Grade, *Basic Price GST @ 18% extra.,

CRC (India)

Particular/Delivery	Size/Grade	Delivery	As On	Price	Change	1M	3M
Indian prices (in INR/MT)							
Delhi	0.90mm / CTL, IS 513, CR1	Ex-stockyard	07 Mar 17.52 IST	55,000	+200	+1,200	+500
Faridabad	0.5mm / CTL, IS 513, CR1	Ex-stockyard	07 Mar 17.52 IST	56,600	+800	+2,000	+1,900
	0.90mm / CTL, IS 513, CR1	Ex-stockyard	07 Mar 17.52 IST	55,300	+1,100	+2,200	+2,100
Ludhiana	0.90mm / CTL, IS 513, CR1	Ex-stockyard	07 Mar 17.52 IST	54,800	+400	+1,500	+1,050
Kolkata	0.90mm / CTL, IS 513, CR1	Ex-stockyard	07 Mar 17.52 IST	52,000	0	+1,000	+1,550
Ahmedabad	0.90mm / CTL, IS 513, CR1	Ex-stockyard	07 Mar 17.52 IST	56,800	+400	+350	+1,650

Mumbai	0.90mm / CTL, IS 513, CR1	Ex-stockyard	07 Mar 17.52 IST	56,500	+ 500	+ 2,800	+ 2,800
	0.5mm / CTL, IS 513, CR1	Ex-stockyard	07 Mar 17.52 IST	58,000	+ 500	+ 2,800	+ 2,950
Bangalore	0.9mm / CTL, IS 513, CR1	Ex-stockyard	07 Mar 17.52 IST	56,800	0	+ 800	- 550
Chennai	0.90mm / CTL, IS 513, CR1	Ex-stockyard	07 Mar 17.52 IST	58,600	+ 300	+ 700	+ 100
	0.5mm / CTL, IS 513, CR1	Ex-stockyard	07 Mar 17.52 IST	60,100	+ 300	+ 700	0
Hyderabad	0.90mm / CTL, IS 513, CR1	Ex-stockyard	07 Mar 17.52 IST	56,000	+ 300	+ 1,100	+ 600

Weekly Assessment, Commercial Grade, *Basic Price GST @ 18% extra.,

HR Plate (India)

Particular/Delivery	Size/Grade	Delivery	As On	Price	Change	1M	3M
Indian prices (in INR/MT)							
Delhi	60-100mm, Gr E350 Br.	Ex-stockyard	05 Mar 18.05 IST	59,800	+ 800	+ 300	+ 1,500
	5-10mm, Gr E350 Br.	Ex-stockyard	05 Mar 18.05 IST	53,000	+ 1,000	+ 700	+ 1,600
	20-40mm, Gr E350 Br.	Ex-stockyard	05 Mar 18.05 IST	56,200	+ 900	+ 800	+ 1,100
	60-100mm, Gr E250 Br.	Ex-stockyard	05 Mar 18.05 IST	56,300	+ 500	+ 300	+ 1,300
	5-10mm, Gr E250 Br.	Ex-stockyard	05 Mar 18.05 IST	49,500	+ 1,000	+ 700	+ 1,600
	20-40mm, Gr E250 Br.	Ex-stockyard	05 Mar 18.05 IST	52,600	+ 800	+ 600	+ 1,000
Mumbai	60-100mm, Gr E350 Br.	Ex-stockyard	05 Mar 18.05 IST	60,400	+ 500	+ 500	+ 1,900
	5-10mm, Gr E350 Br.	Ex-stockyard	05 Mar 18.05 IST	52,500	0	0	+ 800
	20-40mm, Gr E350 Br.	Ex-stockyard	05 Mar 18.05 IST	56,400	+ 500	+ 500	+ 2,200
	60-100mm, Gr E250 Br.	Ex-stockyard	05 Mar 18.05 IST	56,900	+ 500	+ 500	+ 2,000
	5-10mm, Gr E250 Br.	Ex-stockyard	05 Mar 18.05 IST	49,000	0	0	+ 800
	20-40mm, Gr E250 Br.	Ex-stockyard	05 Mar 18.05 IST	52,900	+ 500	+ 500	+ 2,200

Weekly Assessment, Commercial Grade, Basic Price GST @ 18% extra

GP (India)

Indian prices (in INR/MT)							
Delhi	0.7mm / CTL, 80 GSM, IS277	Ex-stockyard	06 Mar 18.18 IST	57,500	+ 500	+ 500	- 100
	0.7mm / CTL, 120 GSM, IS277	Ex-stockyard	06 Mar 18.18 IST	58,500	+ 500	+ 500	- 100
	0.6mm / CTL, 120 GSM, IS277	Ex-stockyard	06 Mar 18.18 IST	60,000	+ 500	+ 500	- 100
Mumbai	0.8mm / CTL, 80 GSM, IS277	Ex-stockyard	06 Mar 18.18 IST	57,700	+ 200	+ 1,100	+ 1,300
	0.8mm / CTL, 120 GSM, IS277	Ex-stockyard	06 Mar 18.18 IST	58,700	+ 200	+ 1,100	+ 1,300
	0.6mm / CTL, 120 GSM, IS277	Ex-stockyard	06 Mar 18.18 IST	60,200	+ 200	+ 1,100	+ 1,300
Chennai	0.8-1.6mm / CTL, 80 GSM, IS277	Ex-stockyard	06 Mar 18.18 IST	59,800	+ 300	+ 800	+ 1,400
	0.8-1.6mm / CTL, 120gsm, IS277	Ex-stockyard	06 Mar 18.18 IST	62,200	+ 200	+ 700	+ 1,300
	0.6mm / CTL, 120 GSM, IS277	Ex-stockyard	06 Mar 18.18 IST	63,700	+ 200	+ 700	+ 1,300
Hyderabad	0.8mm / CTL, 80 GSM, IS277	Ex-stockyard	06 Mar 18.18 IST	58,400	+ 1,400	+ 1,600	+ 1,400
	0.8mm / CTL, 120 GSM, IS277	Ex-stockyard	06 Mar 18.18 IST	61,900	+ 1,400	+ 1,600	+ 1,400
	0.6mm / CTL, 120 GSM, IS277	Ex-stockyard	06 Mar 18.18 IST	63,400	+ 1,400	+ 1,600	+ 1,400

PPGI (India)

Particular/Delivery	Size/Grade	Delivery	As On	Price	Change	1M	3M
Indian prices (in INR/MT)							
Delhi	0.5mm / CTL, 90 GSM, IS14246	Ex-stockyard	06 Mar 18.07 IST	67,500	+ 100	+ 100	- 700
Mumbai	0.5mm / CTL, 90 GSM, IS14246	Ex-stockyard	06 Mar 18.07 IST	67,200	+ 300	+ 400	+ 600

MS Pipes (India)

Indian prices (in INR/MT)							
Ex-Raipur	41-60 OD (Patra Based)	Ex-works	10 Mar 16.36 IST	42,700	- 100	+ 1,100	+ 1,400
Ex-Mandi Gobindgarh	41-60 OD (Patra Based)	Ex-works	10 Mar 16.36 IST	44,800	- 200	+ 600	+ 300
Exy-Delhi	2.2-6mm, IS 1239,IS 1161 (HR Coil Based)	Ex-Yard	05 Mar 17.48 IST	56,000	+ 1,500	+ 2,500	+ 3,500
Exy-Raipur	2.2-6mm, IS 1239,IS 1161 (HR Coil Based)	Ex-Yard	05 Mar 17.48 IST	55,000	+ 1,000	+ 2,000	+ 3,500
Exy-Mumbai	2.2-6mm, IS 1239,IS 1161 (HR Coil Based)	Ex-Yard	05 Mar 17.48 IST	55,000	+ 1,500	+ 2,500	+ 3,500
Exy-Pune	2.2-6mm, IS 1239,IS 1161 (HR Coil Based)	Ex-Yard	05 Mar 17.48 IST	55,000	+ 1,500	+ 2,500	+ 3,500
Exy-Bangalore	2.2-6mm, IS 1239,IS 1161 (HR Coil Based)	Ex-Yard	05 Mar 17.48 IST	55,500	+ 1,500	+ 2,500	+ 3,500
Exy-Hyderabad	2.2-6mm, IS 1239,IS 1161 (HR Coil Based)	Ex-Yard	05 Mar 17.48 IST	55,500	+ 1,500	+ 2,500	+ 3,500

Billet (Global)

Particular/Delivery	Size/Grade	Delivery	As On	Price	Change	1M	3M
Global prices (in USD/MT)							
FOB India	150*150, 3SP/4SP	-	07 Mar 18.33 IST	\$440	0	NA	NA
FOB Iran	130*130, 3SP	-	07 Mar 18.33 IST	\$415	+ 3	- 5	- 43
FOB Russia	130*130, 3SP	-	07 Mar 18.33 IST	\$440	+ 4	+ 8	0
CNF Nepal	100*100, IS 2831 (IF Grade)	-	07 Mar 18.32 IST	\$482	+ 7	+ 6	+ 5

CNF Philippines	150*150, 3SP	-	07 Mar 18.32 IST	\$460	0	0	-10
CNF Turkey	120*120	-	07 Mar 18.32 IST	\$460	+10	+15	+5

Weekly Assessment

Rebar (Global)

Particular/Delivery	Size/Grade	Delivery	As On	Price	Change	1M	3M
Global prices (in USD/MT)							
FOB Turkey	12-32mm, Commercial	-	07 Mar 13.41 IST	\$565	+5	0	-8

Wire Rod (Global)

Particular/Delivery	Size/Grade	Delivery	As On	Price	Change	1M	3M
Global prices (in USD/MT)							
CNF Nepal	5.5-6.0mm, Commercial Grade	-	08 Mar 13.23 IST	\$535	+10	+15	+20
	6-8 mm, ASTM A510 SAE 1008	-	08 Mar 13.23 IST	\$580	+10	NA	-30

HRC (Global)

Particular/Delivery	Size/Grade	Delivery	As On	Price	Change	1M	3M
Global prices (in USD/MT)							
CNF Bangladesh	2mm, SAE 1006 (China origin)	-	04 Mar 18.37 IST	\$505	-5	-5	-25
CNF Dubai	2mm, SAE1006 (India origin), SAE1006	-	04 Mar 18.37 IST	\$515	-15	-15	-35
CNF Europe	3-4mm (China Origin), S235JR	-	04 Mar 18.37 IST	\$490	-5	-5	-25
	3mm+ (India Origin), S275	-	04 Mar 18.37 IST	\$580	0	-10	-10
CNF India	2-12 mm, SS400 (China Origin)	-	04 Mar 18.37 IST	\$495	-5	-5	-30
	3mm, SS400 (South Korea Origin)	-	18 Feb 18.51 IST	\$530	-10	NA	-10
CNF Nepal	2mm, SAE1006 (India origin), SAE1006	-	04 Mar 18.37 IST	\$525	0	+5	-5
CNF Pakistan	2mm, SS400 (China origin), SS400	-	04 Mar 18.37 IST	\$480	0	-10	-25
	2mm, SS400 (Japan origin), SS400	-	24 Dec 18.32 IST	\$525	0	NA	NA
CNF UAE	2mm, SAE1006 (China Origin)	-	04 Mar 18.37 IST	\$500	+5	-5	-20
	2 mm, SAE 1006 (Formosa, skin pass)	-	18 Feb 18.51 IST	\$500	-15	NA	-21
CNF Vietnam	2-3mm, SAE 1006 (China Origin)	-	04 Mar 18.37 IST	\$490	0	+5	-25
	Thickness - 2-6 mm, Width - 1.1-1.3m	-	03 Mar 19.41 IST	\$517	+11	NA	NA
FOB Black Sea	3mm, SAE1006	-	04 Mar 18.36 IST	\$485	0	+5	-5
FOB China	3-12mm, SS400	-	04 Mar 18.36 IST	\$470	-5	-5	-25
FOB India	2.5 mm, SAE1006	-	04 Mar 18.36 IST	\$495	-10	-10	NA
FOB Japan	2mm, SS400	-	04 Mar 18.36 IST	\$470	+5	-10	NA
FOB South Korea	1.6-2.5mm, SAE 1006	-	25 Feb 18.53 IST	\$485	-10	NA	-20

CRC (Global)

Particular/Delivery	Size/Grade	Delivery	As On	Price	Change	1M	3M
Global prices (in USD/MT)							
FOB China	0.90mm, SPCC	-	05 Mar 18.34 IST	\$545	0	0	-15
FOB India	0.9 mm, IS 513 Gr.O	-	05 Mar 18.34 IST	\$610	+10	0	-20
FOB Russia	0.90mm, SPCC	-	05 Mar 18.34 IST	\$575	0	0	-40

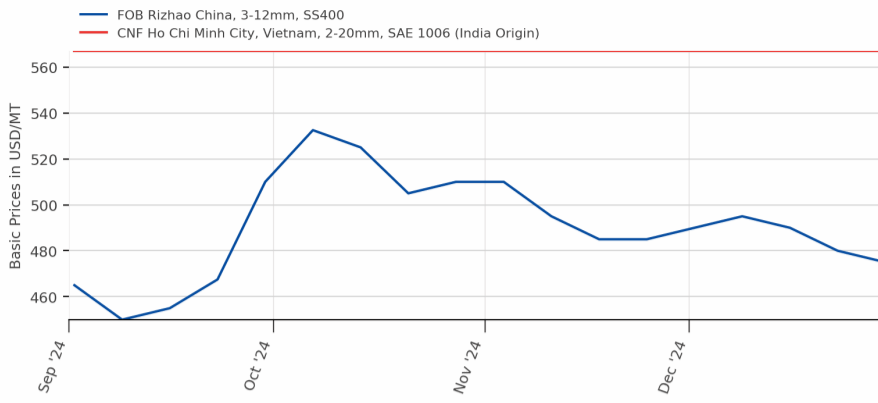
HR Plate (Global)

Particular/Delivery	Size/Grade	Delivery	As On	Price	Change	1M	3M
Global prices (in USD/MT)							
FOB China	5-10mm, SS 400	-	05 Mar 18.42 IST	\$490	0	+5	-25

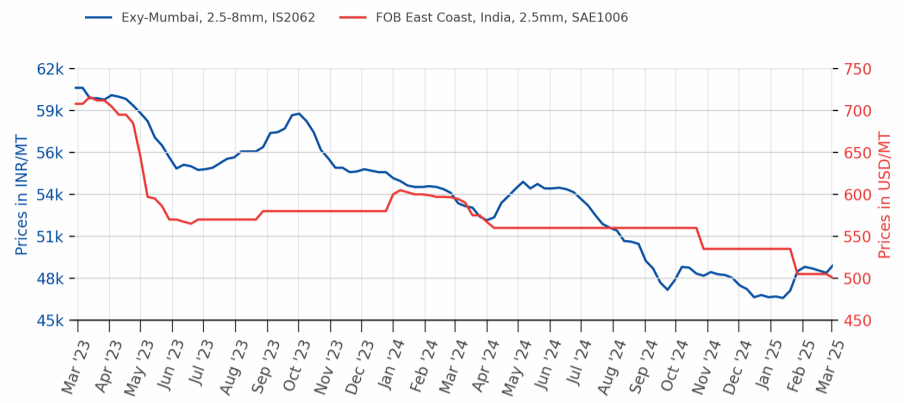
GP (Global)

Particular/Delivery	Size/Grade	Delivery	As On	Price	Change	1M	3M
Global prices (in USD/MT)							
FOB China	DX51D+z80, Width 1,000-1,500 mm, thickness 0.5-2mm	-	06 Mar 18.08 IST	\$575	-5	+5	-25
FOB India	Width 900-1250mm, thickness 0.50mm, DX51D+z80, BS EN 10142:2000	-	06 Mar 18.08 IST	\$755	+20	+20	+10

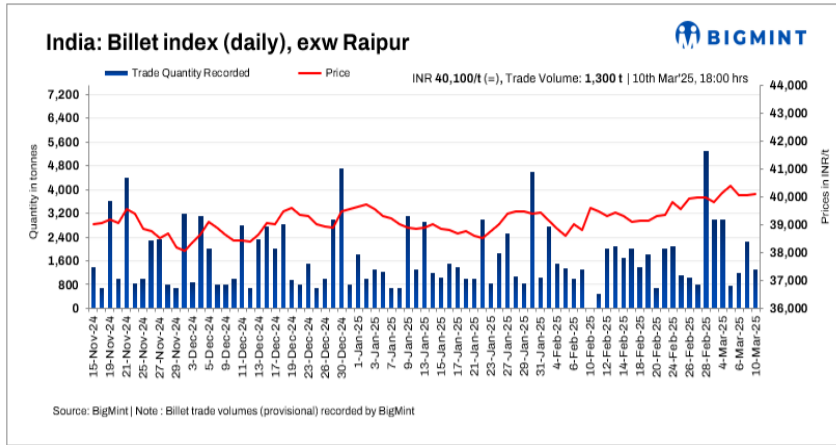
Note:- W-O-W: Week On Week, 1M: Change over last month, 3M: Change over last 3 months



Source:BigMint



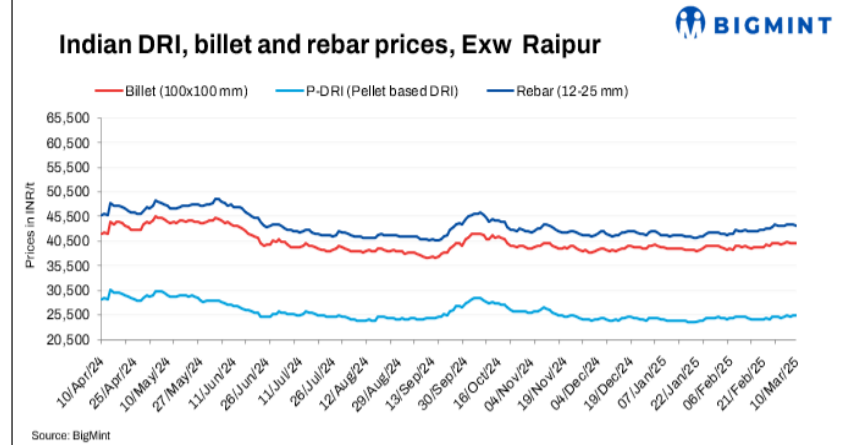
Source:BigMint



India: BigMint's billet index remains firm d-o-d amid limited buying - 10 Mar

2025-03-10


[READ MORE](#)



Indian DRI, billet, rebar update - 10 Mar

2025-03-10

[READ MORE](#)



India's brand-wise rebar offers from BF and IF route mills - 10 Mar

2025-03-10

[READ MORE](#)



2025-03-10

[READ MORE](#)

India steel indices table

Indices as on Friday	07-Mar-25	28-Feb-25	21-Feb-25	14-Feb-25	07-Feb-25
India Rebar Index	133.8 +1.1%	132.3 +1.7%	130.1 -0.2%	130.3 +0.7%	129.4 -0.2%
India Wire Rod Index	146.2 +1.3%	144.3 +0.7%	143.3 -0.9%	144.6 +0.1%	144.4 +0.4%
India Structure Steel Index	124.3 +1.1%	122.9 +0.9%	131.7 -0.1%	131.8 +0.7%	130.9 +0.1%
India Steel Long Composite Index	135.8 +1.1%	134.3 +1.4%	132.5 -0.2%	132.8 +0.6%	132.0 -0.1%
India HRC Index	132.6 +3.3%	128.3 +0.6%	127.6 -0.3%	127.9 -0.3%	128.3 +1.4%
India CRC Index	130.1 +2.0%	127.6 +0.3%	127.2 =	127.3 +0.1%	127.1 +0.1%
India GP Index	124.5 +1.0%	123.3 =	123.3 =	123.3 +0.7%	122.5 +0.3%
India HR Plate Index	131.6 +1.0%	130.2 -0.3%	130.6 =	130.6 =	130.6 +0.7%
India Flat Steel Composite Index	129.3 +2.5%	126.2 +0.4%	125.7 -0.2%	125.9 -0.1%	126.0 +1.0%
India Steel Composite Index	132.9 +1.7%	130.7 +0.9%	129.5 -0.2%	129.7 +0.3%	129.3 +0.3%

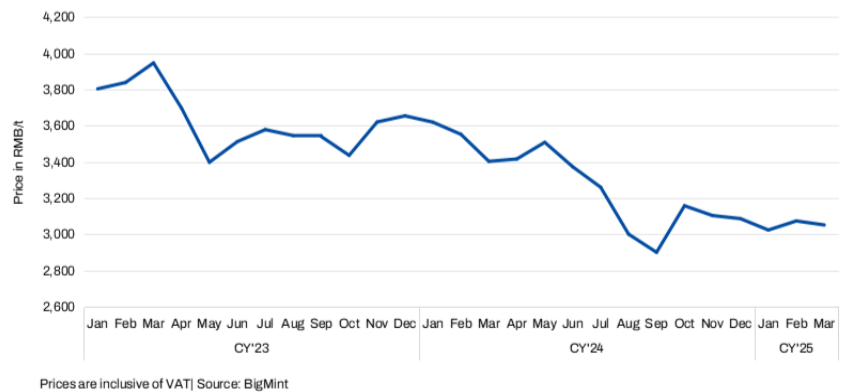
Index Base Year- 03 Jan'20 | Index Base Value- 100 | changes indicated in are on w-o-w basis | Source: BigMint

BigMint's India steel index rises nearly 2% w-o-w amid safeguard duty buzz, tight supplies

2025-03-10

[READ MORE](#)

China Domestic Billet Price



China: Steel prices drop by RMB 20/t (\$3/t) amid market uncertainty

2025-03-10

[READ MORE](#)

China's Baosteel hot rolled coils (HRC) price adjustments **BIGMINT**

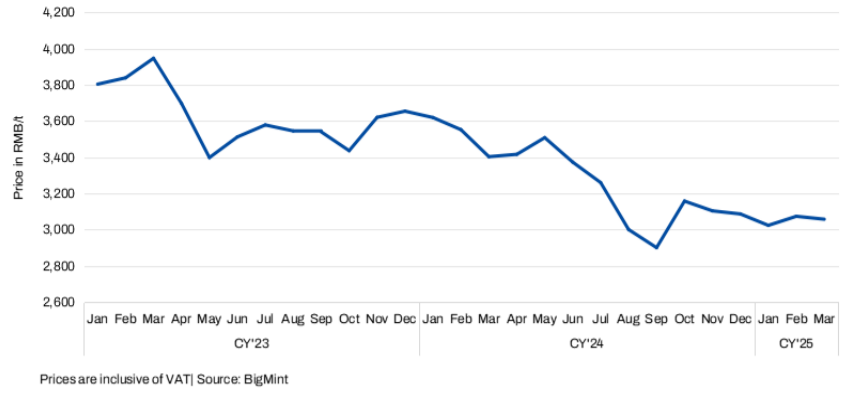


China: Baosteel keeps HRC prices stable for Apr'24 sales

2025-03-10

[READ MORE](#)

China Domestic Billet Price **BIGMINT**

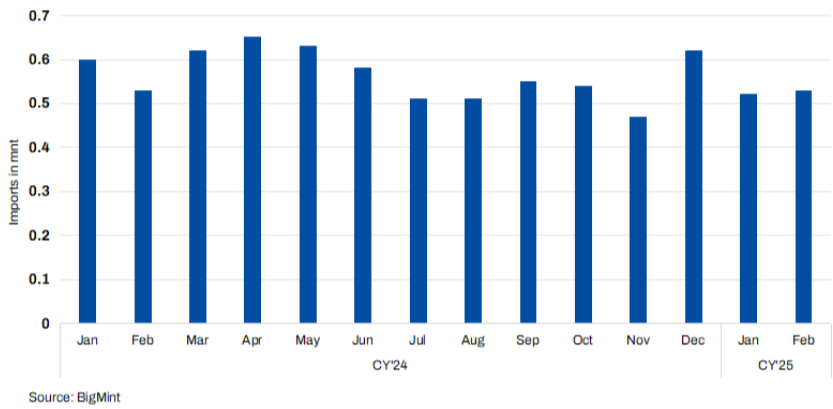


China: Steel billet prices drop by RMB 40/t (\$6/t) d-o-d

2025-03-07

[READ MORE](#)

China steel imports **BIGMINT**



China: Steel imports decline 7% y-o-y in Jan-Feb'25

2025-03-07

[READ MORE](#)

China Domestic Billet Price **BIGMINT**



China: Steel billet prices rise d-o-d despite market uncertainty

2025-03-06

[READ MORE](#)

China Domestic Billet Price **BIGMINT**

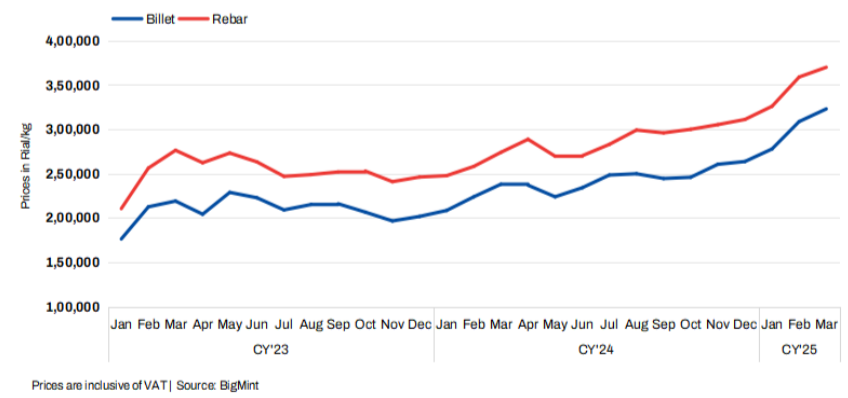


China: Steel billet prices inch down d-o-d amid market uncertainty

2025-03-05

[READ MORE](#)

Iran domestic steel price **BIGMINT**



Iran: Steel billet, rebar prices fall amid sluggish trading

2025-03-05

[READ MORE](#)

Ferro Alloy

Manganese Ore (India)

Particular/Delivery	Size/Grade	Delivery	As On	Price	Change	1M	3M
Indian prices (in INR/MT)							
Odisha	6-80 mm, Mn 30%	Ex-Mines	10 Mar 20.57 IST	12,500	+ 500	+ 500	NA
	6-80 mm, Lumps, Mn 46%	Ex-Mines	01 Mar 11.37 IST	18,705	+ 1,701	NA	NA
MOIL	Lumps, Lumps, Mn 44%, Fe 7%	Ex-Mines	01 Mar 11.37 IST	17,892	+ 1,626	NA	NA
	Lumps, Mn 37%, Fe 7.5%	Ex-Mines	01 Mar 11.37 IST	16,677	+ 1,017	NA	NA
	6-80 mm, Lumps, Mn 30%	Ex-Mines	01 Mar 11.37 IST	7,690	0	NA	NA

Weekly Assessment, Prices Ex-Mines Basis Including Royalty

Chrome Ore (India)

Indian prices (in INR/MT)							
Ex-Jajpur (OMC-eAuction)	Friable 54%+	Ex-Mines	19 Feb 15.44 IST	30,104	- 4,889	NA	NA
	Friable 52-54%	Ex-Mines	19 Feb 15.44 IST	25,748	+ 3,007	NA	NA
	Friable 50-52%	Ex-Mines	19 Feb 15.44 IST	21,234	+ 1,134	NA	NA
	Lumps, Friable 48-50%	Ex-Mines	19 Feb 15.44 IST	21,571	- 2,052	NA	NA

OMC E-Auction Prices Including Royalty

Silico Manganese (India)

Indian prices (in INR/MT)							
Ex-Durgapur	10-150 mm, LC (Mn 55% min.)	Ex-Works	06 Mar 10.10 IST	91,250	0	- 550	+ 6,650
	10-150 mm, MC (Mn 53% min.)	Ex-Works	06 Mar 10.10 IST	82,600	- 400	- 2,100	+ 2,800
	10-50 MM, HC 60-14	Ex-Works	10 Mar 18.52 IST	72,100	0	- 960	+ 5,790
	25-150 mm, HC 60-14	Ex-Works	10 Mar 18.52 IST	71,600	0	- 960	+ 5,790
Ex-Raipur	25-150 mm, HC 60-14	Ex-Works	10 Mar 18.52 IST	73,150	- 150	- 210	+ 6,840
Ex-Vizag	25-150 mm, HC 60-14	Ex-Works	10 Mar 18.52 IST	73,200	- 100	- 560	+ 6,750

Weekly Assessment; All Prices are basic; GST @ 18% extra

Ferro Manganese (India)

Indian prices (in INR/MT)							
Ex-Durgapur	10-150 mm, MC (Mn 70% min)	Ex-Works	06 Mar 10.17 IST	100,000	0	0	+ 7,700
	25-150 mm, HC 70%	Ex-Works	10 Mar 18.37 IST	75,400	- 300	- 140	+ 8,220
Ex-Raipur	25-150 mm, HC 70%	Ex-Works	10 Mar 18.37 IST	75,200	- 400	- 420	+ 7,870

Weekly Assessment; All Prices are basic; GST @ 18% extra

Ferro Chrome (India)

Indian prices (in INR/MT)							
Ex-Durgapur	10-60 mm, LC 60%	Ex-Works	06 Mar 10.20 IST	205,000	0	- 2,200	- 2,500
Ex-Jajpur	10-150mm, HC 60%, Si- 4%	Ex-Works	07 Mar 10.10 IST	101,600	+ 500	+ 4,200	- 4,150
	10-150mm, HC 60%, Si - 2%	Ex-Works	06 Mar 10.20 IST	105,250	- 750	+ 1,700	- 8,000

Weekly Assessment; All Prices are basic; GST @ 18% extra

Ferro Silicon (India)

Indian prices (in INR/MT)							
Ex-Guwahati	25-150 mm, FeSi 70%	Ex-Works	10 Mar 18.40 IST	99,600	0	- 2,400	- 3,000
Ex-Bhutan	25-150 mm, FeSi 70%	Ex-Works	10 Mar 18.40 IST	99,600	- 200	- 1,450	- 3,600

Weekly Assessment; All Prices are basic; GST @ 18% extra

Noble Ferro Alloys (India)

Indian prices (in INR/MT)							
Ex-Raipur	10-100 mm, FeV50%	Ex-Plant	05 Mar 11.19 IST	1,100,000	0	+ 15,000	+ 1,000
Ex-India	10-100 mm, Mo: 60%	Ex-Plant	07 Mar 10.29 IST	2,633,000	- 4,000	+ 91,875	+ 85,500

Manganese Ore (Global)

Particular/Delivery	Size/Grade	Delivery	As On	Price	Change	1M	3M
Global prices (in USD/MT)							
CNF China	Lumps, Mn 37% (USD/dmtu)	-	08 Mar 11.18 IST	\$4.42 /dmtu	-0.03	0	+0.49
	Lumps, Mn 44% (USD/dmtu)	-	08 Mar 11.18 IST	\$4.79 /dmtu	+0.01	+0.11	+0.74
CNF India	Lumps, Mn 37%, (South African origin) (USD/dmtu)	-	08 Mar 11.18 IST	\$4.57 /dmtu	-0.03	0	+0.49
	Lumps, Mn 44% (USD/dmtu)	-	08 Mar 11.18 IST	\$4.94 /dmtu	+0.01	+0.11	+0.74
	Lumps, Mn 46%, (USD/dmtu)	-	08 Mar 11.18 IST	\$5.29 /dmtu	+0.01	+0.13	+0.79

Weekly Assessment

Chrome Ore (Global)

Global prices (in USD/MT)							
CNF China	Conc 40-42%, S. Africa	-	04 Mar 17.35 IST	\$260	+10	NA	+40
	Conc 46-48%, Turkish	-	04 Mar 17.35 IST	\$335	+10	NA	+20

Weekly Assessment

Silico Manganese (Global)

Global prices (in USD/MT)							
FOB India	25-150 mm, HC 60-14	-	10 Mar 18.38 IST	\$860	-1	-5.2	+71.8
	25-150 mm, HC 65-16	-	10 Mar 18.38 IST	\$954	-2	-10.2	+67.8

Weekly Assessment

Ferro Manganese (Global)

Global prices (in USD/MT)							
FOB India	25-150 mm, HC 70%	-	10 Mar 18.42 IST	\$865	0	-19.6	+55.6
	25-150 mm, HC 75%	-	10 Mar 18.42 IST	\$955	-3	-13.6	+52.8

Weekly Assessment

Ferro Chrome (Global)

Global prices (in USD/MT)							
CNF China	10-150mm, HC 60% (cents/lb)	-	05 Mar 10.13 IST	¢83 /lb	0	+7	-4
CNF Japan	10-50mm, HC 60% (cents/lb)	-	05 Mar 10.13 IST	¢91 /lb	0	0	-3
CNF South Korea	10-50mm, HC 60% (cents/lb)	-	05 Mar 10.13 IST	¢88 /lb	0	+6	-5

Weekly Assessment

Ferro Silicon (Global)

Global prices (in USD/MT)							
FOB China	10-50 mm, FeSi 75%	-	10 Mar 18.40 IST	\$1,105	-30	-40	-95
FOB India	10-50 mm, FeSi 70%	-	10 Mar 18.40 IST	\$1,200	+5	-10	-60

Weekly Assessment



Non Ferrous

Aluminium (India)

Particular/Delivery	Size/Grade	Delivery	As On	Price	Change	1M	3M
Indian prices (in INR/MT)							
Aluminium Ingot P1020, Exy-Delhi	Ingot EC Grade 99.70%	Ex-Yard	10 Mar 17.33 IST	279,000	-1,000	+ 5,000	+ 22,500
Aluminium Ingot ADC12, Exw-Delhi NCR	Automobile OEM Approved	Exw-Delhi NCR	08 Feb 13.57 IST	210,000	+ 2,000	0	+ 1,000
	Non-OEM	Ex-Works	05 Mar 17.23 IST	207,000	+ 2,000	+ 4,000	+ 5,000
Aluminium Extrusion Scrap, Exy-Delhi	6063 & 6061 (Mix)	Ex-Yard	10 Mar 17.33 IST	208,000	+ 1,000	+ 8,000	+ 9,000
Aluminium Utensil Scrap, Exy-Delhi	Loose	Ex-Yard	10 Mar 17.33 IST	204,000	+ 1,000	+ 8,000	+ 8,000
Aluminium Tense Scrap, Exy-Delhi	Solid (Loose)	Ex-Yard	10 Mar 17.33 IST	184,000	+ 2,000	+ 9,000	+ 10,000
Aluminium Taint Tabor Scrap, Exy-Delhi	Loose	Ex-Yard	10 Mar 17.33 IST	181,000	+ 1,000	+ 6,000	+ 4,000
Aluminium Ingot P1020, Exy-Mumbai	Ingot EC Grade 99.70%	Ex-Yard	10 Mar 17.33 IST	269,000	+ 1,000	+ 4,000	+ 22,000
Aluminium Extrusion Scrap, Exy-Mumbai	6063 (Loose)	Ex-Yard	10 Mar 17.33 IST	212,000	0	+ 2,000	+ 7,000
Aluminium Utensil Scrap, Exy-Mumbai	Utensil (Loose)	DAP	10 Mar 17.33 IST	200,000	0	+ 2,000	+ 7,000
Aluminium Ingot ADC12, Exw-Chennai	Automobile OEM Approved	Exw-Chennai	08 Feb 14.03 IST	209,000	+ 1,000	0	+ 1,000
	Non-OEM	Ex-Works	05 Mar 17.23 IST	208,000	+ 2,000	+ 4,000	+ 5,000
Aluminium Tense Scrap, Exy-Chennai	Solid (Loose)	Ex-Yard	10 Mar 17.33 IST	185,000	+ 2,000	+ 9,000	+ 10,000

Aluminium (Global)

Particular/Delivery	Size/Grade	Delivery	As On	Price	Change	1M	3M
Global prices (in USD/MT)							
Aluminium Extrusion Scrap, CFR Nhava Sheva, Middle East	6063 (Briquetted)	-	10 Mar 17.29 IST	\$2,550	+ 30	+ 50	+ 70
Aluminium Taint Tabor Scrap, CFR Nhava Sheva, Middle East	Briquetted, Clean	-	10 Mar 17.29 IST	\$2,290	+ 20	+ 60	+ 140
Aluminium Taint Tabor, CFR Nahva Sheva, UK	Cut and sheared 9-10% attachment	-	10 Mar 17.29 IST	\$1,965	+ 55	+ 95	+ 130
Aluminium Taint Tabor, CFR Nahva Sheva, US	HRB, Attachment 3%	-	10 Mar 17.29 IST	\$2,180	+ 30	+ 105	+ 140
Aluminium Talk Scrap, CFR Nhava Sheva, Middle East	Solid (Clean)	-	10 Mar 17.29 IST	\$5,015	- 45	+ 255	+ 365
Aluminium Talk, CFR Nahva Sheva, US	Solid (Clean)	-	10 Mar 17.29 IST	\$5,200	0	+ 170	+ 330
Aluminium Tense Scrap, CFR Nhava Sheva, Middle East	Attachments 8-9%, Mix	-	10 Mar 17.29 IST	\$1,865	+ 20	+ 60	+ 65
Aluminium Tense, CFR Nahva Sheva, US	Attachments 6-7%	-	10 Mar 17.29 IST	\$1,950	+ 40	+ 105	+ 100
Aluminium Wheel Scrap, CFR Nahva Sheva, UK	Solid (Loose)	-	10 Mar 17.29 IST	\$2,550	+ 50	+ 110	+ 120
Aluminium Zorba 95-5, CFR Nhava Sheva, UK	20 mm, Solid (Shredded)	-	10 Mar 17.29 IST	\$2,150	+ 20	+ 70	+ 40
Silicon Metal, CFR Mundra, China	Grade 553 Si- 98.5%	-	10 Mar 17.29 IST	\$1,545	+ 40	+ 25	- 135

Copper (India)

Particular/Delivery	Size/Grade	Delivery	As On	Price	Change	1M	3M
Indian prices (in INR/MT)							

Copper Armature Scrap, Exy-Delhi	Cu 99%	Ex-Yard	10 Mar 17.29 IST	800,000	+ 5,000	+ 16,000	+ 60,000
Copper Primary CC Wire Rods, Exw-Delhi	8 mm, Cu 99.99%	Ex-works	10 Mar 17.29 IST	890,000	0	+ 55,000	+ 80,000
Copper Secondary CC Wire Rods, Exw-Delhi	8 mm, Cu 99% min	Ex-works	10 Mar 17.29 IST	860,000	+ 3,000	+ 25,000	+ 70,000
Copper Armature Scrap, Exy-Mumbai	Cu - 98%	DAP	10 Mar 17.29 IST	819,000	-1,000	+ 17,000	+ 46,000
Brass Honey Scrap, Exy-Mumbai	Cu 63% Zn 33%	DAP	10 Mar 17.29 IST	540,000	-5,000	+ 11,000	+ 36,000
Copper DHP Soft Pipe, Exw-Mumbai	6-20mm OD	Ex-Works	06 Mar 17.46 IST	1,013,000	+ 17,000	NA	NA
Copper DHP Hard Pipe, Exw-Mumbai	15-40 mm OD	Ex-Works	06 Mar 17.46 IST	965,000	+ 15,000	NA	NA
Copper Primary CC Wire Rods (CCR), Exy-Mumbai	8 mm, Cu 99.99%	Ex-Yard	10 Mar 17.29 IST	900,000	-9,000	+ 19,000	+ 81,000

Zinc (India)

Particular/Delivery	Size/Grade	Delivery	As On	Price	Change	1M	3M
Indian prices (in INR/MT)							
Zinc Special High Grade Ingot, Exw-Delhi	Ingot, Zn 99.99%	Ex-works	10 Mar 17.30 IST	282,000	-1,000	+ 3,000	-13,000
Zinc Special High Grade Ingot, Exy-Mumbai	Ingot, Zn 99.995%	Ex-Yard	10 Mar 17.30 IST	275,000	-3,000	+ 3,000	-16,000

Lead (India)

Particular/Delivery	Size/Grade	Delivery	As On	Price	Change	1M	3M
Indian prices (in INR/MT)							
Lead Primary Ingot, Exw-Delhi	Ingot, Pb 99.99%	Ex-works	10 Mar 17.28 IST	203,000	0	+ 3,000	+ 10,000
Lead Remelted Ingot, Exw-Delhi	Ingot, Pb 99%	Ex-works	10 Mar 17.28 IST	183,000	0	+ 3,000	+ 7,000
Lead Primary Ingot, Exy-Mumbai	Ingot, Pb 99.99%	Ex-Yard	10 Mar 17.28 IST	182,000	0	0	-3,000



Non-ferrous updates: 10-03-2025


Commodity	LME 3M (\$/t)	%Change	LME Stocks (t)	%Change	MCX (INR/t)	%Change	SHFE (RMB/t)	%Change
Aluminium	2,705	+0.30%	5,10,900	-0.91%	2,64,000	+0.09%	20,885	+0.36%
Nickel	16,504	+1.26%	1,98,522	-0.45%	13,40,000	0.00	1,30,010	+1.82%
Copper	9,613	-1.24%	2,57,325	-0.71%	8,79,000	-0.32%	78,700	+0.76%
Zinc	2,886	-1.47%	1,60,175	-0.48%	2,72,000	-0.22%	24,060	+1.00%
Lead	2,019	-1.37%	2,06,200	-0.54%	1,81,000	+0.36%	17,475	+0.55%

% Change d-o-d basis | Source: LME, MCX, SHFE

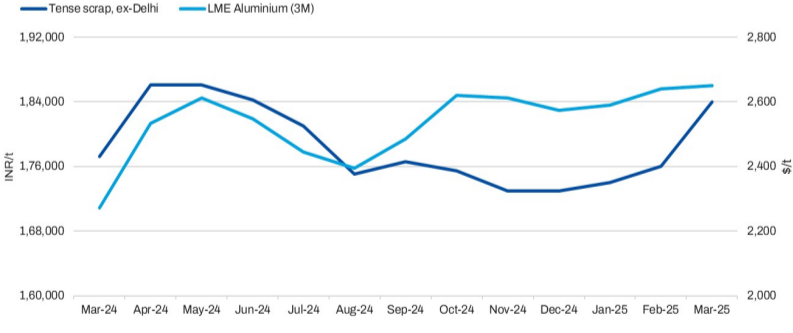
Base metals prices on LME remain range-bound d-o-d

2025-03-10

[READ MORE](#)



India: Aluminium tence scrap price trends



Source: BigMint | LME

India: Aluminium scrap prices rise by up to INR 4,000/t w-o-w

2025-03-10 19:14:34

[READ MORE](#)

India: BigMint's billet index remains firm d-o-d amid limited buying - 10 Mar

10 Mar 2025

BigMint's billet index remained stable d-o-d at INR 40,100/t exw-Raipur on 10 March 2025.

The billet index remained firm today, as market activity and buying inquiries were limited. Participants held back from purchases amid supply constraints, with upcoming festive holidays such as Holi impacting major trading activities. Additionally, as per sources, the limited availability of transportation options also contributed to the slowdown in transactions.

In Raipur, rebar prices edged down by INR 100/t today, while wire rod tags dropped by INR 300/t d-o-d. Meanwhile, sponge iron prices in Raipur remained firm d-o-d.

The conversion spread from sponge iron (PDRI) to billets for the standalone furnaces in the Raipur cluster was recorded at INR 14,800/t.

Rationale

This index is derived based on transactions, offers, bids, and indicative price data sets. Transactions are considered T1 and given a weightage of 50%, whereas other data sets are considered as T2 and given a weightage of the

balance 50%.

- **Transactions (T1)** - One trades at INR 40,100/t were recorded during the 2:30 pm to 5:30 pm BigMint trading window and considered for final price calculation as T1 inputs. The average of these transactions was INR 40,100/t, which was given a 50% weightage in the final price calculation.
- **Other price indicators - bids/offers/indicatives (T2)** - Nine offers were reported in the trading window and considered as T2 inputs. The average price of these Nine was INR 40,100/t and given a 50% weightage in the final price calculation.

The final price of billets was INR 40,100/t exw-Raipur.

From BigMint Team - While it would be our earnest endeavour, at BigMint, to bring about transparent and unbiased price index reporting, we would request all our readers and subscribers for their feedback and if they could participate in the reporting of more transactions.

For detailed methodology - [click here](#)

India Domestic Raipur Billet Trade Updates - 10 Mar'25							BIGMINT	
Participant	Industry Type	Trade Type	*Price (INR/t)	Delivery	Time of Deal/Call	Data Set	Outlier	
P1	Trader	Offer	40,300	FOR	11:42	T2	Yes	
P2	Buyer	Offer	40,050	EXW	12:18	T2	Yes	
P3	Trader	Offer	40,250	FOR	13:04	T2	Yes	
P4	Seller	Offer	40,300	FOR	13:13	T2	Yes	
P5	Seller	Offer	40,100	EXW	13:15	T2	Yes	
P6	Seller	Offer	40,000	EXW	13:19	T2	Yes	
P7	Trader	Offer	40,000	EXW	13:29	T2	Yes	
P8	Trader	Indicative	40,200	FOR	14:53	T2	No	
P9	Trader	Offer	40,000	EXW	16:02	T2	Yes	
P10	Buyer	Indicative	40,000	EXW	16:38	T2	Yes	
P11	Seller	Indicative	40,050	EXW	16:41	T2	No	
P12	Seller	Offer	40,300	EXW	16:47	T2	Yes	
P13	Trader	Offer	40,050	EXW	17:15	T2	No	
P14	Seller	Indicative	40,300	FOR	17:17	T2	Yes	
P15	Trader	Trade	40,100	EXW	17:18	T1	No	
P16	Trader	Offer	40,100	EXW	17:20	T2	No	
P17	Trader	Offer	40,100	EXW	17:22	T2	No	

T1 - Trade, T2 - Offer/Bid/Indicative, *Normalised price as per methodology

India Domestic Billet Price Index EXW Raipur

- Credible & Transparent Prices
- Robust Methodology & Rationale
- IOSCO Compliance
- Independent View of the Market
- Enabling Informed Conversations & Negotiations

Global Prices

Global Prices - Region Wise
























Commodity	Particular	Grade/Size	Price	Change	W-O-W	1M	3M
China							
<i>Export</i>							
Billet	FOB China	125*125, BF Grade	NA	NA	NA	NA	NA
TMT (Re-Bar)	FOB China	Commerical	NA	NA	NA	NA	NA
Wire Rod	FOB China	5.5mm	NA	NA	NA	NA	NA
HRC	FOB China	2.5mm	\$470	-5	-5	-5	-25
CRC	FOB China	0.90 mm	\$545	0	0	0	-15
<i>Import</i>							
Iron Ore	CNF China	Lumps Fe 64/63%, South Africa	\$101	+1	-2	-5	-3
Iron Ore	CNF China	Fines Fe 62%, Australia	\$102	+1	-2	-5	-3
Pellets	CNF China	6-20mm, BF Grade	\$123	-5	-5	-3	-6
Coking Coal	CNF China	Premium HCC, Australia	NA	NA	NA	NA	NA
Mill Scale	CNF China	70/68%	NA	NA	NA	NA	NA
FeCr	CNF China	HC 60%	¢83/lb	0	0	+7	-4
Mn Ore	CNF China	Mn 46% Lumps, Australia	NA	NA	NA	NA	NA
Mn Ore	CNF China	Mn 38%, South Africa	NA	NA	NA	NA	NA
CIS Nations							
<i>Export</i>							
Billet	FOB Black Sea	125*125, BF Grade	\$440	+4	+4	+8	0
Slabs	FOB Black Sea	Commercial	NA	NA	NA	NA	NA
Pig Iron	FOB Black Sea	Steel Grade	\$340	+5	+5	+17	+20
TMT (Re-Bar)	FOB Black Sea	Commercial	NA	NA	NA	NA	NA
HRC	FOB Black Sea	2.5mm	\$485	0	0	+5	-5
CRC	FOB Black Sea	0.90mm	\$575	0	0	0	-40
Japan/Korea							
<i>Export</i>							
HRC	FOB Korea	2.5mm	\$485	-10	0	NA	-20
<i>Import</i>							
FeCr	CNF Japan	HC 60%	¢91/lb	0	0	0	-3









Note:- W-O-W: Week On Week, 1M: Change over last month, 3M: Change over last 3 months, All prices are weekly assessment, Iron Ore are daily assessment

Commodity	Particular	Grade/Size	Price	Change	W-O-W	1M	3M
India							
<i>Export</i>							
Iron Ore	FOB India	Fines, Fe 58/57%	\$62	0	0	-8.5	-4
Billet	FOB India	150*150mm	\$440	0	0	NA	NA
Pig Iron	FOB India	Steel Grade	NA	NA	NA	NA	NA
HRC	FOB India	2.5mm	\$495	-10	-10	-10	NA
CRC	FOB India	0.9mm	\$610	+10	+10	0	-20
SiMn	FOB India	60/14%	\$860	-1	-5.8	-5.2	+71.8
FeMn	FOB India	HC 75%	\$955	-3	-8.8	-13.6	+52.8
FeSi	FOB Bhutan	70-75%	\$1,200	+5	+5	-10	-60
<i>Import</i>							
Iron Ore	CNF India	Lumps Fe 64%, South Africa	NA	NA	NA	NA	NA
Scrap	CNF India	HMS 1&2 ,Middle East	NA	NA	NA	NA	NA
Scrap	CNF India	Shredded, Europe	\$377	+2	+1.4	+1.2	-10.8
Coking Coal	CNF India	Premium HCC, Australia	\$197	0	-2.25	-5	-20.6
Non-Coking Coal	CNF India	RB2 5500 NAR, South Africa	NA	NA	NA	NA	NA
Met Coke	CNF India	62%, China	NA	NA	NA	NA	NA
Pellets	CNF India	6-20mm, BF Grade	NA	NA	NA	NA	NA
Wire Rod	CNF India	5.5mm, China	NA	NA	NA	NA	NA
HRC	CNF India	2.5mm, China	\$495	-5	-5	-5	-30
HRC	CNF India	2.5mm, Korea	\$530	-10	NA	NA	-10
CRC	CNF India	0.90mm, China	\$565	0	0	0	-15
HR Plate	CNF India	A 36	NA	NA	NA	NA	NA
Mn Ore	CNF India	Mn 38%, South Africa	NA	NA	NA	NA	NA
Europe & US							
<i>Export</i>							
Pig Iron	FOB Brazil	Steel Grade	\$430	0	0	+18	+8
<i>Import</i>							
Scrap	CFR Turkey	HMS (80:20), US	\$376	0	+7.6	+18.2	+24.6
HRC	CIF Europe	2.5mm	NA	NA	NA	NA	NA
Middle East & Africa							
<i>Export</i>							
Iron Ore	FoB South Africa	Lumps, Fe 64/63%	NA	NA	NA	NA	NA
Non Coking Coal	FoB South Africa	RB2 5500 NAR	NA	NA	NA	NA	NA
<i>Import</i>							
Billet	CNF Dubai	125*125, China	NA	NA	NA	NA	NA
HRC	CNF Dubai	2.5mm, China	\$500	+5	+5	-5	-20

Note:- W-O-W: Week On Week, 1M: Change over last month, 3M: Change over last 3 months, All prices are weekly assessment, Iron Ore are daily assessment

LIVE TENDERS

COMPANY	TYPE	GRADE	QUANTITY	EXPIRY DATE	LOCATION	VIEW
Billet/Ingot/Slab						
RINL	Sell	Bloom	929 MT	13 Mar, 2025	 Vishakhapatnam, Andhra Pradesh, India	VIEW
Crude Coal Tar						
SAIL	Sell	Crude Coal Tar	3,600 MT	13 Mar, 2025	 Durgapur, West Bengal, India	VIEW
Dolomite						
NMDC	Buy	Sms Grade Low Silica Dolomite	243,833 MT	20 Mar, 2025	 Jagdalpur, Chattisgarh, India	VIEW
Ferro Boron						
Arcelor Mittal	Buy	Ferro Boron	20 MT	13 Mar, 2025	 Hazira, Gujarat, India	VIEW
Ferro Chrome						
MIDHANI	Buy	Ferro Chrome	320 MT	26 Mar, 2025	 Hyderabad, Telangana, India	VIEW
SAIL	Buy	Ferro Chrome-High Carbon	681 MT	20 Mar, 2025	 Durgapur, West Bengal, India	VIEW
Ferro Molybdenum						
SAIL	Buy	Ferro Molybdneum	50 MT	18 Mar, 2025	 Rourkela, Odisha, India	VIEW
Fines/Lumps						
NMDC	Sell	Iron Ore Fines & Lumps	176,000 MT	11 Mar, 2025	 Bellary, Karnataka, India	VIEW
HR Plate						
SAIL	Sell	HR Plate	313 MT	11 Mar, 2025	 Bhilai, Chattisgarh, India	VIEW
Limestone						
Department of Mines & Geology	Services	Mineral Blocks	15 Nos	01 Apr, 2025	 Delhi, Delhi, India	VIEW
Melting Scrap						
Munitions India Limited	Sell	Melting Scrap	350 MT	11 Mar, 2025	 Chandrapur, Maharashtra, India	VIEW
Mahindra & Mahindra	Sell	Melting Scrap	1,245 MT	12 Mar, 2025	 Nagpur, Maharashtra, India	VIEW
Mahindra & Mahindra	Sell	Melting Scrap	869 MT	11 Mar, 2025	 Mumbai, Maharashtra, India	VIEW
HMCL	Sell	Melting Scrap	285 MT	03 Apr, 2025	 Halol, Gujarat, India	VIEW
SouthEastUPPowerTransmissionCompanyLimited	Sell	Melting Scrap	2,458 MT	18 Mar, 2025	 Lucknow, Uttar Pradesh, India	VIEW
SAIL	Sell	Melting Scrap	269 MT	12 Mar, 2025	 Faridabad, Haryana, India	VIEW
SKHMETALSLIMITED	Sell	Melting Scrap-CR HR Mix	600 MT	04 Apr, 2025	 Pune, Maharashtra, India	VIEW
AlJazeeraSteel	Sell	Melting Scrap	4,700 MT	13 Mar, 2025	 Sohar, Oman	VIEW
JBMAutoLimited	Sell	Melting Scrap-CR HR Mix	600 MT	26 Mar, 2025	 Pune, Maharashtra, India	VIEW
JBMAutoLimited	Sell	Melting Scrap-CR HR Mix	600 MT	25 Mar, 2025	 Nashik, Maharashtra, India	VIEW
Track Components	Sell	Melting Scrap-CR HR Mix	925 MT	24 Mar, 2025	 Pune, Maharashtra, India	VIEW
AUTOCOMPCORPORATIONPANSEPVT.LTD	Sell	Melting Scrap-CR HR Mix	500 MT	22 Mar, 2025	 Pune, Maharashtra, India	VIEW
MungiEngineering	Sell	Melting Scrap-CR HR Mix	700 MT	21 Mar, 2025	 Pune, Maharashtra, India	VIEW

COMPANY	TYPE	GRADE	QUANTITY	EXPIRY DATE	LOCATION	VIEW
HMCL	Sell	Melting Scrap	300 MT	21 Mar, 2025	 Panchmahal, Gujarat, India	VIEW
Met Coke						
NMDC	Sell	Coke Breeze	66,500 MT	11 Mar, 2025	 Jagdalpur, Chattisgarh, India	VIEW
Non Coking						
RINL	Buy	Imported PCI Coal	375,000 MT	21 Mar, 2025	 Visakhapatnam, Andhra Pradesh, India	VIEW
Pellets						
RINL	Buy	Iron Ore Pellets	150,000 MT	24 Mar, 2025	 Visakhapatnam, Andhra Pradesh, India	VIEW
Rail						
GMR Group	Sell	Rails	240 MT	12 Mar, 2025	 Chandauli, Uttar Pradesh, India	VIEW
Stainless Steel						
SynergySteelsLimited	Sell	Stainless Steel Scrap	97 MT	19 Mar, 2025	 Alwar, Rajasthan, India	VIEW
Used Plants And Machines						
PawanHansLtd	Sell	Used Helicopters	4 Nos	13 Mar, 2025	 Noida, Uttar Pradesh, India	VIEW
Zinc						
TATA Steel	Sell	Zinc Dross & Ash	67 MT	11 Mar, 2025	 Jamshedpur, Jharkhand, India	VIEW

[View All](#)



Formerly SteelMint / CoalMint

Contact:

info@bigmint.co

+91 97700 56666

Disclaimer: BigMint has taken due care and caution in compilation of content. Information is just for reference not intended for trading purpose or to address your particular requirement. The content includes facts, views and opinions are of individuals and not that of the BigMint management. We and our content licensors do not guarantee or warrant the accuracy, completeness or timeliness of, or otherwise endorse these views, and opinions. BigMint and its affiliates, or their employees, directors or agents shall not be liable or responsible for any loss or costs or any action whatsoever arising out of use or relying on the spot prices disseminated.