



BIGMINT

Formerly SteelMint / CoalMint

Issue 1281,

Daily Steel Report

HIGHLIGHTS

11 Sep 2024, Wed

[Intel & Insights](#)

[Snap Shot - Global Prices \(USD/MT\)](#)

[Snap Shot - Indian Domestic Prices \(INR/MT\)](#)

[Iron Ore](#)

[Coal](#)

[Scrap & Metallica](#)

[Steel](#)

[Ferro Alloy](#)

[Non Ferrous](#)

[India Domestic Billet Index](#)

[Global Prices - Region Wise](#)

[Live Tenders](#)

INDIA

Iron Ore

India: PELLEX remains stable w-o-w on sluggish trade	READ MORE >
Karnataka: Pellet prices remain stable in Bellary amid moderate deals	READ MORE >
India: NMDC to auction over 135,000 t of iron ore from Chhattisgarh	READ MORE >
India: Karnataka's iron ore e-auction sales rise by 25% m-o-m in Aug'24	READ MORE >
India: SMIORE's iron ore auction from Karnataka receives active response	READ MORE >

Scrap & Metallics

South Asia: Imported ferrous scrap market remains subdued d-o-d	READ MORE >
India: BigMint's ferrous scrap index continues to slide on sluggish trade - 10 Sept'24	READ MORE >
India: Sponge iron prices fall d-o-d barring Raipur - 10 Aug	READ MORE >
India: FinMin announces Reverse Charge Mechanism on metal scrap at GST Council meet	READ MORE >
How future-ready is northern India's steel city Mandi Gobindgarh? A BigMint report	READ MORE >

Steel

Indian HRC export offers to Europe drop w-o-w on weak demand	READ MORE >
India: BigMint's billet index drops further by INR 250/t d-o-d on weak demand - 10 Sep	READ MORE >
Indian DRI, billet, and rebar update - 10 Sep	READ MORE >
India's brand-wise rebar offers from BF and IF route mills - 10 Sep	READ MORE >
BigMint's daily trade sheet - 9 Sep'24	READ MORE >
India's steel exports rise over 16% m-o-m in Aug'24, imports register slower growth - JPC	READ MORE >

Ferro Alloy

India: Silico manganese export prices remain under pressure on subdued trades	READ MORE >
India: Ferro silicon prices rise on Meghalaya production cuts, higher Bhutan offers	READ MORE >
AM/NS India issues 40 t ferro molybdenum purchase tender	READ MORE >

Non Ferrous

Indian copper prices remain range-bound d-o-d	READ MORE >
India: Imported aluminium scrap prices see w-o-w drop amid LME downtrend	READ MORE >
India: Hindalco, Balco cut aluminium ingot prices by up to INR 4,750/t (\$56/t)	READ MORE >
Base metals prices on LME witness positive trends, stocks experience outflows	READ MORE >

Stainless Steel

India's leading stainless steel coil manufacturer raises prices by INR 3,000/t (\$35/t)	READ MORE >
---	--------------------------------

Ship Breaking

South Asian ship recycling markets struggle amid cheaper Chinese steel influx	READ MORE >
India: Melting scrap prices remain stable for fourth consecutive day in Alang	READ MORE >

CHINA

China: Iron ore imports fall 5% y-o-y in Aug'24 on lower hot metal output, high port inventories	READ MORE >
China: Iron ore spot prices edge down on subdued demand	READ MORE >
China's coal imports rise by 11.8% y-o-y in Jan-Aug'24	READ MORE >
China: Baosteel keeps HRC prices stable for Oct'24 sales	READ MORE >

China: Steel billet prices rise by RMB 30/t (\$4/t) d-o-d

[READ MORE >](#)

China: Steel exports grow by 15% y-o-y in Aug'24

[READ MORE >](#)

China: Steel imports remain stable m-o-m in Aug'24

[READ MORE >](#)

China's HRC output recovers, prices hit 8-year low

[READ MORE >](#)

Near-term outlook on China's steel products

[READ MORE >](#)

SOUTH ASIA

Pakistan: Imported ferrous scrap prices remain stable w-o-w; cautious optimism likely post-monsoon

[READ MORE >](#)

CIS NATIONS

Turkiye: Imported scrap prices remain largely stable in recent trades from the US, EU

[READ MORE >](#)

South Asia: Imported ferrous scrap market remains subdued d-o-d

Sep 10, 2024 19:48

The South Asian ferrous scrap markets experienced a subdued day, marked by weak demand and fluctuating price trends across key regions. In India, mills held back from purchases amid soft steel demand and competitive domestic alternatives, while

Pakistan's market remained slow due to monsoon-related construction lulls. Bangladesh faced financing issues that muted scrap activity, and the Turkish market saw a cautious start to the week as buyers and sellers grappled with falling b

Continued

SNAP SHOT - GLOBAL PRICES (USD/MT)

Commodity	Particular	Size,Grade	As on	Price	Change	1M	3M
Iron Ore Fines ¹	China Imports	Fines, Fe 62%	10 Sep 10.33 IST	\$91	-1	-8	-17
Iron Ore ¹	Indian Imports	Lumps, Fe 64%	04 Sep 16.53 IST	\$103	-7.5	-10	NA
Pellets (Brazil) ²	China Imports	6-20 mm, Fe 65%	04 Sep 16.49 IST	\$115	-8	-8	-6
Pellets (India) ²	China Imports	6-20 mm, Fe 63%	06 Sep 18.35 IST	\$96.5	-5	-11.75	-12.5
Coking ²	Australia Exports	Premium HCC	10 Sep 10.53 IST	\$182	-2	-25.67	-74.5
Non Coking ²	India Imports	RB2, S.Africa	10 Sep 13.58 IST	\$105	0	-5.75	-9
Graphite Electrode ²	China Exports	600mm, UHP	02 Sep 18.18 IST	15,150 RMB/t	-100	-900	-1,200
Scrap ²	India Imports	Shredded	10 Sep 19.01 IST	\$395	+1	-12.5	-22.6
Scrap ²	Turkey Imports	HMS 80:20	10 Sep 19.01 IST	\$370	-1	-4.25	-16
Scrap ²	Pakistan Imports	Shredded	10 Sep 19.01 IST	\$400	-2	-10.75	-22.6
Scrap ²	Bangladesh Imports	Shredded	10 Sep 19.01 IST	\$402	-1	-18	-20.2
Scrap (Ship Breaking) ²	India Imports	Containers	10 Sep 12.18 IST	\$510	-10	0	-50
Billet ²	India Exports	150*150, 3SP/4SP	03 Sep 18.08 IST	\$490	0	0	NA
Billet ²	Russia Exports	130*130, 3SP	10 Sep 18.40 IST	\$460	-13	-20	-38
Billet ²	Iran Exports	130*130, 3SP	10 Sep 18.40 IST	\$465	0	-6	-15
Billet ²	Philippines Import	150*150, 3SP	10 Sep 18.38 IST	\$455	-5	-25	-54.5
Sponge Iron ²	India Exports	-	-	-	-	-	-
Pig Iron ²	Russia Exports	Steel Grade	07 Sep 11.40 IST	\$382	-6	-10	-38
HRC ²	China Exports	3-12mm, SS400	10 Sep 18.12 IST	\$450	-15	-30	-70
Wire Rod ²	Nepal Import	5.5-6.0mm, Commercial Grade	07 Sep 13.18 IST	\$525	0	-5	-57
HRC ²	India Exports	2.5 mm, SAE1006	23 Apr 18.30 IST	\$560	0	-15	-40
HRC ²	South Korea Exports	1.6-2.5mm, SAE 1006	13 Aug 18.46 IST	\$520	-30	-30	NA
HRC (China) ²	Vietnam Imports	2-3mm, SAE 1006	10 Sep 18.19 IST	\$470	-15	NA	-75
HRC (China) ²	Dubai Imports	2-3mm, SAE 1006	10 Sep 18.19 IST	\$470	-15	NA	-75
CRC ²	India Exports	0.9 mm, IS 513 Gr.O	04 Sep 18.26 IST	\$645	-10	-30	-55
CRC ²	China Exports	0.90mm, SPCC	04 Sep 18.26 IST	\$520	0	-35	-75
HR Plate ²	China Exports	5-10mm, SS 400	04 Sep 18.22 IST	\$475	-5	-50	-70
GP ²	China Exports	DX51D+z80, Width 1,000-1,500 mm, thickness 0.5-2mm	05 Sep 17.44 IST	\$585	-5	-30	-60
Silico Manganese ²	India Exports	25-150 mm, HC 65-16	10 Sep 18.34 IST	\$914	-14	-49	-293
Ferro Chrome ²	China Import	10-150mm, HC 60%	04 Sep 10.23 IST	¢95 /lb	0	-0.5	-3.5
Manganese Ore ²	India Imports	Lumps, Mn 37%,	07 Sep 11.37 IST	\$4 /dmtu	0	-0.3	-2.35
Ferro Manganese ²	India Exports	25-150 mm, HC 75%	10 Sep 18.40 IST	\$933	-10	-69	-292.2
Ferro Silicon ²	Bhutan Exports	10-50 mm, FeSi 70%	09 Sep 18.31 IST	\$1,150	0	+20	-150

1-Daily Assessment, 2-Weekly Assessment, 3-Monthly Assessment, W-O-W:Week On Week, 1M: Change over last month, 3M: Change over last 3 months

India: Silico manganese export prices remain under pressure on subdued trades

Sep 10, 2024 18:54

Global buyers cut down demand amid market uncertainty Prices drop \$5 w-o-w, bid-offer disparity limits trades Despite a general downturn in the global market for silico manganese, Indian exporters have demonstrated resilience in maintaining

relatively stable prices. BigMint's assessment on 9 September 2024 has shown constant trend: the 65-16 grade SiMn remained firm with prices edging down by \$2/t to \$928/t FOB, while the 60-14 grade dropped \$5/t to \$815/t FOB. M

Continued

SNAP SHOT - INDIAN DOMESTIC PRICES (INR/MT)

Commodity	Particular	Size, Grade	As on	Price	Change	1M	3M
Fines/lumps ²	Iron Ore Index	5-18 mm, Fe 63%, DR Grade	07 Sep 14.39 IST	5,650	0	-150	-2,150
Fines/lumps ²	Iron Ore Index	0-10 mm, Fe 63%	07 Sep 14.02 IST	4,400	0	-250	-1,450
Iron Ore ³	NMDC	6-40 mm, Fe 65.5%	07 Aug 11.13 IST	5,350	NA	NA	-1,100
Iron Ore ³	NMDC	0-10 mm, Fe 64%	07 Aug 11.05 IST	4,610	NA	NA	-1,000
Pellets ²	Raipur	6-20 mm, Fe 63%,	10 Sep 18.27 IST	8,600	0	-500	-2,000
Pellets ²	Bellary	6-20 mm, Fe 63%	10 Sep 18.27 IST	9,400	0	-150	-950
Met Coke ²	Ex-India (East)	25-90 mm, Blast Furnace-grade	04 Sep 17.34 IST	34,100	-100	-700	-1,400
Graphite Electrode ³	Ex-India	600mm, UHP	24 Jun 19.11 IST	325,000	0	0	0
Mill Scale ²	FoR-Kandla	Fines, Fe 70/68%	07 Sep 14.09 IST	6,400	-100	-375	-650
Hms ¹	Ex-Mumbai	HMS	10 Sep 17.41 IST	32,500	-200	-500	-2,500
Hms ¹	Ex-Alang	HMS	10 Sep 17.41 IST	34,000	0	+600	-3,500
Pig Iron ¹	Ex-Durgapur	Steel Grade	10 Sep 17.41 IST	35,800	-100	-1,200	-2,500
Pig Iron ¹	Ex-Ludhiana, Foundary	Foundry Grade	10 Sep 13.34 IST	42,700	-500	-1,300	-2,000
Sponge Pellet ¹	Ex-Raipur	Lumps, FeM 80%, +/-1	10 Sep 17.32 IST	24,700	+50	+200	-1,700
Billet ¹	Ex-Mumbai	100x100mm, IS 2831	10 Sep 17.57 IST	40,300	-100	-800	-3,700
Billet ¹	Ex-Raipur	100x100mm, IS 2831	10 Sep 17.57 IST	37,450	-250	-1,150	-4,600
TMT (Re-Bar) Secondary mills ¹	Ex-Mumbai	12-25mm, IF Route, Fe 500, IS 1786	10 Sep 13.37 IST	45,700	0	+600	-4,500
TMT (Re-Bar) Secondary mills ¹	Ex-Delhi/NCR	12-25mm, IF Route, Fe 500, IS 1786	10 Sep 18.10 IST	44,300	-300	-1,400	-5,300
TMT (Re-Bar) ²	Ex-Mumbai	12-32mm, BF Route, IS 1786 Fe 500D	06 Sep 17.33 IST	50,600	+300	+300	-7,200
Structure ¹	Ex-Mumbai	40x40 Angle, IF Route, IS 2062/2011 E-250 Gr A	10 Sep 10.42 IST	48,100	0	-300	-3,900
Wire Rod ¹	Ex-Raipur	5.5 mm, SWRY 14 LC Gr 3, Induction route	10 Sep 17.31 IST	41,200	-100	-1,300	-5,000
HRC ²	Ex-Delhi	2.5-8mm / CTL, IS2062, Gr E250 Br.	10 Sep 17.59 IST	48,500	-300	-1,950	-5,950
HRC ²	Ex-Mumbai	2.5-8mm / CTL, IS2062, Gr E250 Br.	10 Sep 17.59 IST	49,000	0	-1,350	-4,850
CRC ²	Ex-Delhi	0.90mm / CTL, IS 513, CR1	10 Sep 18.04 IST	57,000	0	-900	-4,200
CRC ²	Ex-Mumbai	0.90mm / CTL, IS 513, CR1	10 Sep 18.04 IST	56,200	0	-1,250	-4,100
HR Plate ²	Ex-Mumbai	5-10mm, Gr E250 Br.	04 Sep 18.08 IST	50,500	0	-1,000	-4,500
GP ²	Ex-Mumbai	0.8mm / CTL, 120 GSM, IS277	05 Sep 18.12 IST	60,300	0	-2,100	-4,600
Silico Manganese ²	Ex-Raipur	25-150 mm, HC 60-14	10 Sep 18.38 IST	66,500	-500	-2,700	-15,240
Ferro Manganese ²	Ex-Raipur	25-150 mm, HC 70%	10 Sep 18.32 IST	71,800	-950	-3,625	-18,780
Ferro Chrome ²	Ex-Jajpur	10-150mm, HC 60%, Si- 4%	06 Sep 10.15 IST	106,600	-1,200	+2,450	-850
Manganese Ore ²	Ex Balaghat, MOIL	Lumps, Mn 37%, Fe 7.5%	02 Sep 12.42 IST	12,874	-2,272	NA	NA
Chrome Ore ²	Ex-Odisha OMC, E-auction	Lumps, Friable 48-50%	21 Aug 18.29 IST	23,721	-424	NA	NA

*Basic Price GST @ 18% extra

1-Daily Assessment, 2-Weekly Assessment, 3-Monthly Assessment, W-O-W: Week On Week, 1M: Change over last month, 3M: Change over last 3 months

Iron Ore

Iron Ore (India)

Particular/Delivery	Size/Grade	Delivery	As On	Price	Change	1M	3M
Indian prices (in INR/MT)							
Odisha Iron Ore Index	5-18 mm, Fe 63%, DR Grade	Ex-mines	07 Sep 14.39 IST	5,650	0	-150	-2,150
	10-30mm, Fe 63%, BF Grade	Ex-mines	07 Sep 14.02 IST	5,050	0	0	-1,850
	0-10 mm, Fe 63%	Ex-mines	07 Sep 14.02 IST	4,400	0	-250	-1,450
	0-10mm, Fe 60%	Ex-mines	07 Sep 14.39 IST	3,700	+50	-150	-1,100
	0-5mm, Fe 57%	Ex-mines	05 Sep 18.16 IST	2,400	0	-300	-1,050
	5-18 mm, Lumps, Fe 60%	Ex-mines	07 Sep 14.02 IST	5,000	0	-100	-1,700
	10-30 mm, lumps, Fe 60%	Ex-mines	07 Sep 14.02 IST	4,400	0	-200	-1,650
	0-10mm, Fe 62%	Ex-mines	07 Sep 14.39 IST	4,200	+100	-250	-1,100
OMC Kurmitar (Koira)	10-40 mm, Fe 62%	Ex-Mines	20 Aug 13.32 IST	5,150	+150	+150	-1,650
OMC Gandhamardan	0-5 mm, Fe 62-60%	Ex-Mines	20 Aug 13.32 IST	3,450	-800	-800	-1,850
	10-40 mm, Fe 62%	Ex-Mines	20 Aug 13.32 IST	4,600	-100	-100	-1,650
OMC Daitari	0-5 mm, Fe 62-64%	Ex-Mines	20 Aug 13.32 IST	4,000	-800	-800	-1,930
	10-40 mm, Fe 62%	Ex-Mines	20 Aug 13.32 IST	5,210	+150	+150	-1,800
OMC Kurmitar (Koira)	0-5 mm, Fe 62-60%	Ex-Mines	20 Aug 13.32 IST	3,500	-600	-600	-1,450
OMC Guali	5-18 mm, Fe 62%	Ex-mines	20 Aug 13.32 IST	5,105	-150	-150	-1,050
	Fines -5 mm, Fe 60-62%	Ex-mines	20 Aug 13.32 IST	4,100	-300	-300	-1,550
OMC Jilling	5-18 mm, Fe 62%	Ex-mines	20 Aug 13.32 IST	5,700	-150	-150	-1,750
	Fines -5 mm, Fe 60-62%	Ex-mines	20 Aug 13.32 IST	4,250	-250	-250	-1,400
NMDC, Chhattisgarh	10-40 mm, Fe 67%, DR CLO	F.O.R Siding	07 Aug 11.05 IST	6,420	NA	NA	-1,100
	10-150 mm, Fe 65.5%	F.O.R Siding	07 Aug 11.05 IST	5,320	NA	NA	-1,130
	6-40 mm, Fe 65.5%	F.O.R Siding	07 Aug 11.13 IST	5,350	NA	NA	-1,100
	0-10 mm, Fe 64%	F.O.R Siding	07 Aug 11.05 IST	4,610	NA	NA	-1,000
Chandrapur, Maharashtra	0-10mm, Fe 63%	FoR Ballarshah	06 Sep 18.43 IST	5,050	-100	-1,050	-1,050
Ex-Bellary	0-10 mm, Fe 62%	Ex-Mines	05 Sep 18.10 IST	4,500	0	0	-1,100
	0-10 mm, Fe 57%	Ex-Mines	05 Sep 18.10 IST	2,650	0	-50	-850
Karnataka e-auction	Lumps 10-20mm, Fe 63%	Ex-Mines	31 Aug 14.18 IST	4,400	+100	+100	-450
	Fines 0-5 mm, Fe 60%	Ex-Mines	31 Aug 14.18 IST	3,400	+200	+200	-300

Pellets (India)

Indian prices (in INR/MT)							
Ex-Barbil	6-20 mm, Fe 63%, (+/- 0.5%)	FOR Siding	10 Sep 18.27 IST	7,050	0	-100	-1,175
Ex-Durgapur	6-20 mm, Fe 63%, (+/- 0.5%)	Ex-Works	10 Sep 18.27 IST	7,700	0	-175	-1,250
Ex-Jamshedpur	6-20 mm, Fe 63%	Ex-Works	10 Sep 18.27 IST	7,850	-200	NA	-950
Ex-Jharsugda	6-20 mm, Fe 63%, (+/- 0.5%)	Ex-Works	10 Sep 18.27 IST	7,500	0	-300	-1,225
Ex-Raipur	6-20 mm, Fe 63%, (+/- 0.5%)	Ex-Works	10 Sep 18.27 IST	8,600	0	-500	-2,000
Ex-Kandla	6-20 mm, Fe 64/63%	DAP	10 Sep 18.27 IST	9,900	0	-200	-1,800
Ex-Bellary	6-20 mm, Fe 63%	Ex-Works	10 Sep 18.27 IST	9,400	0	-150	-950

Weekly Assessment, GST @ 5% extra., Barbil and Kandla - Prices Loaded to Wagons

Concentrates (India)

Indian prices (in INR/MT)							
Ex-Jabalpur	-45 micron, Fe 63%	Ex-works	07 Sep 12.51 IST	3,850	0	-175	-975

Iron Ore (Global)

Global prices (in USD/MT)							
CNF China	Fines, Fe 61.5% (Australia Origin)	-	10 Sep 10.33 IST	\$89	-1	-8	-17
CNF China	Fines, Fe 62% (Australia Origin)	-	10 Sep 10.33 IST	\$91	-1	-8	-17
CNF China	Fines, Fe 62.5% (Brazil Origin)	-	10 Sep 13.54 IST	\$93	0	-9	-17
CNF China	Fines, Fines 63/62% (India origin)	-	10 Sep 13.54 IST	\$88	0	-4	-8
CNF China	Lumps, Fe 64/63% (South Africa Origin)	-	10 Sep 13.54 IST	\$92	0	-8	-16
CNF China	Lumps, USD/dmtu	-	10 Sep 10.33 IST	\$0.1375	-0.0025	-0.0325	-0.0725
CNF China	Fines, Fe 55% (India Origin)	-	09 Sep 18.07 IST	\$57.5	-0.5	-4.75	-8.5

CNF China	Fines, Fe 56% (India Origin)	-	09 Sep 18.07 IST	\$60.5	-0.5	-4.75	-8.5
CNF China	Fines, Fe 57% (India origin)	-	09 Sep 18.07 IST	\$63.5	-0.5	-4.75	-8.5
CNF India	Lumps, Fe 64% (South Africa origin)	-	04 Sep 16.53 IST	\$103	-7.5	-7	-18
FOB India	Fines, Fe 57% (India origin)	-	09 Sep 18.03 IST	\$50.5	-0.5	-5	-6.5

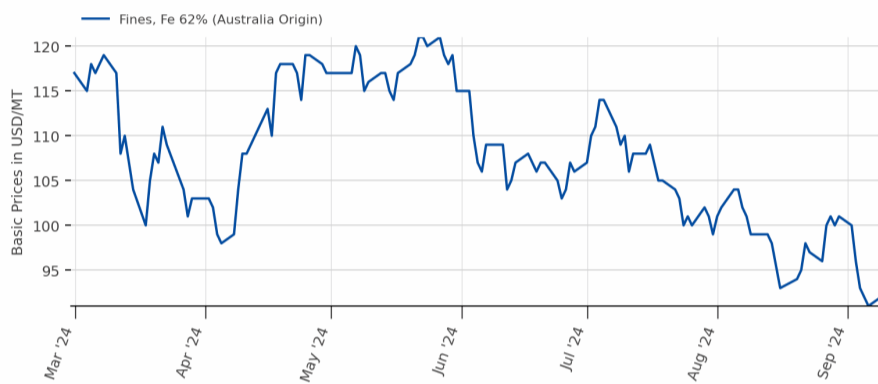
Prices on DMT basis (Daily Assessment), India- Single Port Loading, FOB prices including demurrage, June to November: Moisture@ 10%, December to May: Moisture@ 8%, Or, actual moisture as per cargo certificate submitted by shipper to be adjusted

Pellets (Global)

Global prices (in USD/MT)							
CNF China	6-20 mm, Fe 63% (India Origin)	-	06 Sep 18.35 IST	\$96.5	-5	-11.75	-12.5
	6-20 mm, Fe 65% (Brazil Origin)	-	04 Sep 16.49 IST	\$115	-8	-8	-6
FOB India	6-20 mm, Fe 63%	-	06 Sep 18.22 IST	\$83.5	-5	-11.75	-11.5
CNF China	5-20mm, Fe 63%	-	05 Sep 10.36 IST	\$7.65	-0.1	+0.55	+2.65
	6-20mm	-	05 Sep 10.36 IST	\$16.5	-0.4	-0.1	+2.85

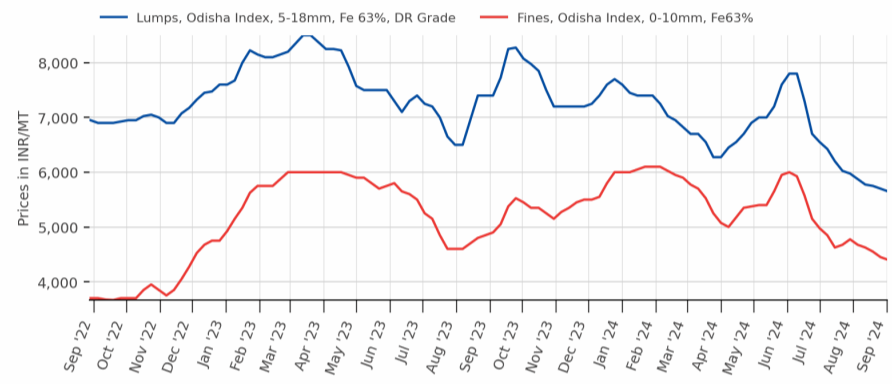
Note:- W-O-W: Week On Week, 1M: Change over last month, 3M: Change over last 3 months

Iron Ore Fines, CNF Rizhao China



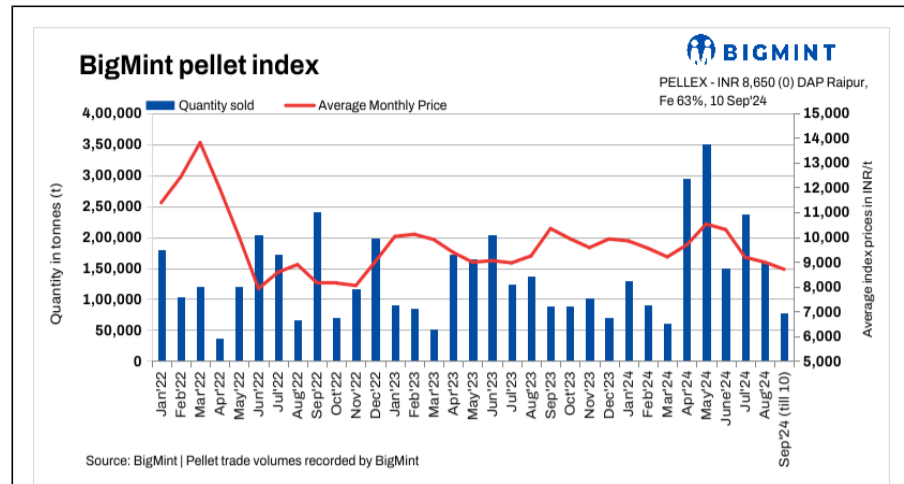
Source:BigMint

Odisha Iron Ore Price Index (Lumps & Fines)



Source:BigMint

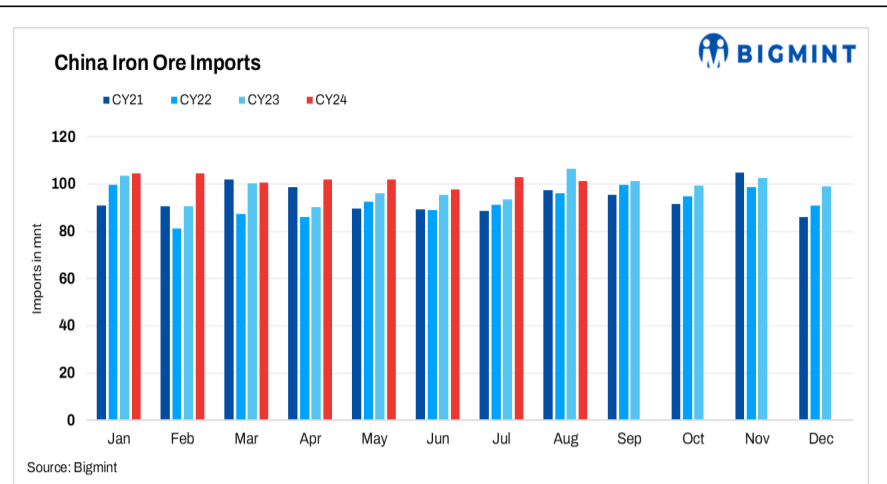
Iron Ore News



India: PELLEX remains stable w-o-w on sluggish trade

2024-09-10

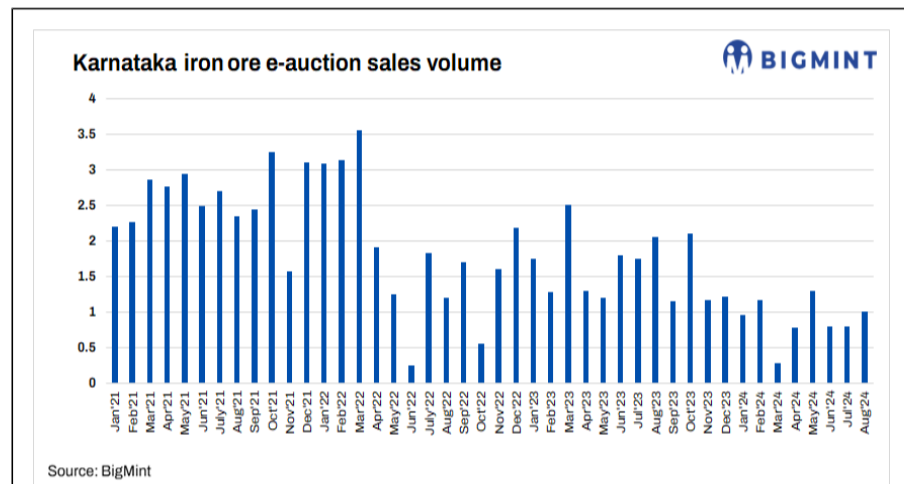
[READ MORE](#)



China: Iron ore imports fall 5% y-o-y in Aug'24 on lower hot metal output, high port inventories

2024-09-10

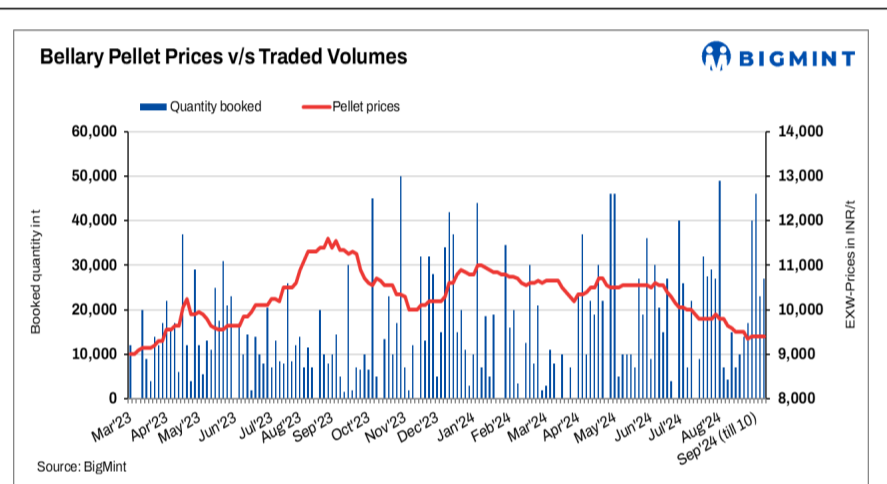
[READ MORE](#)



India: Karnataka's iron ore e-auction sales rise by 25% m-o-m in Aug'24

2024-09-10

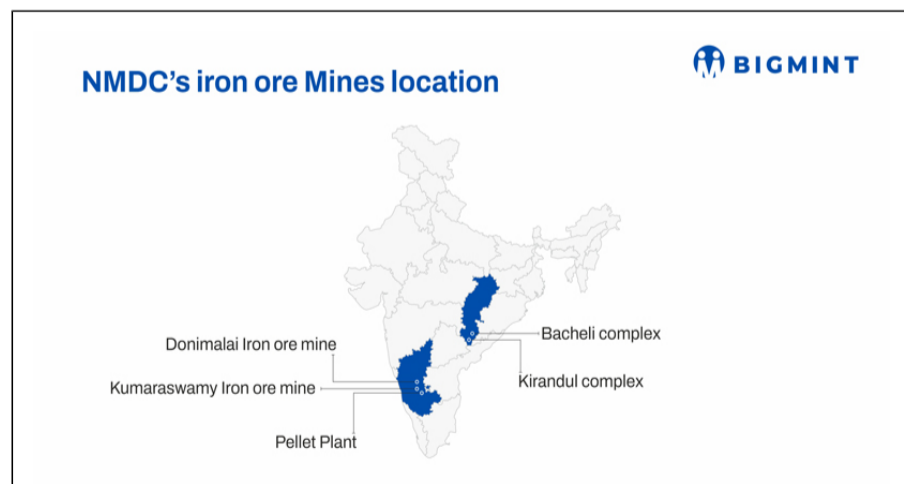
[READ MORE](#)



Karnataka: Pellet prices remain stable in Bellary amid moderate deals

2024-09-10

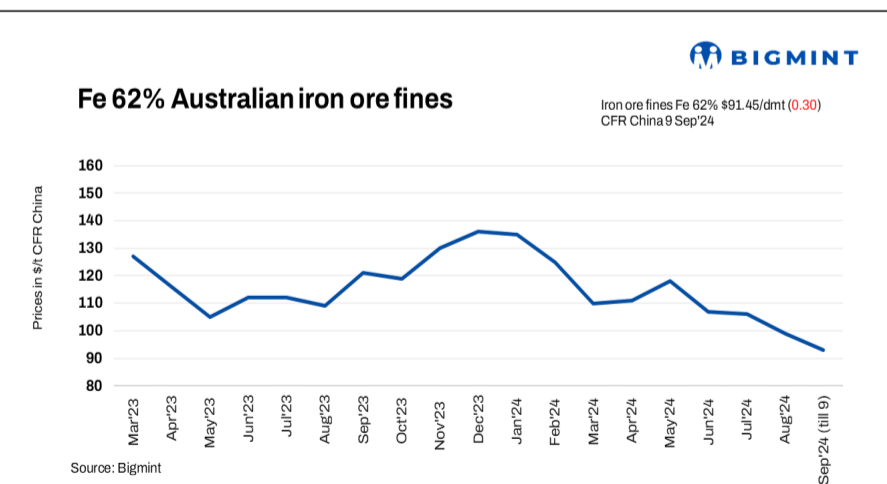
[READ MORE](#)



India: NMDC to auction over 135,000 t of iron ore from Chhattisgarh

2024-09-10

[READ MORE](#)

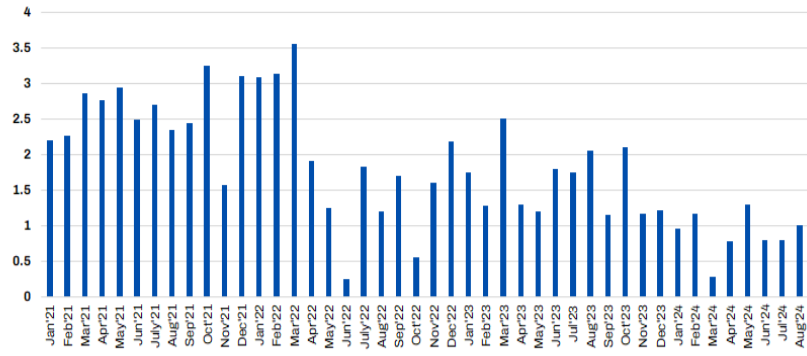


China: Iron ore spot prices edge down on subdued demand

2024-09-10

[READ MORE](#)

Karnataka iron ore e-auction sales volume



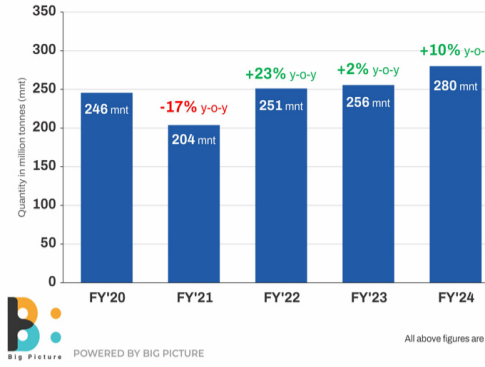
Source: BigMint

India: SMIOR's iron ore auction from Karnataka receives active response

2024-09-10

[READ MORE](#)

India's iron ore production (FY'20-FY'24)



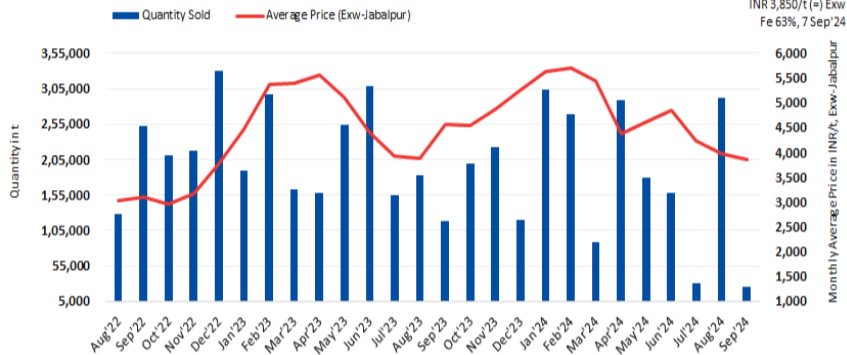
All above figures are rounded off | Note: A Financial Year (FY) starts from 1st April and ends on 31st March. Quantity in million tonnes (mnt) | % change in year-on-year (y-o-y) | Source: BigMint

India: Vedanta-ESL to auction 10,000 t of iron ore from Odisha

2024-09-09

[READ MORE](#)

BigMint Iron Ore Concentrate Index



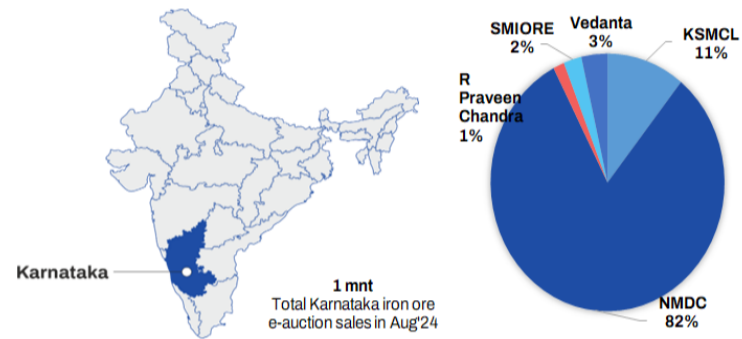
Source: BigMint | Note: Iron ore concentrate trade volumes recorded by BigMint

India: Iron ore concentrate prices remain stable in recent deals

2024-09-07

[READ MORE](#)

Karnataka miner-wise iron ore e-auction sales in Aug'24



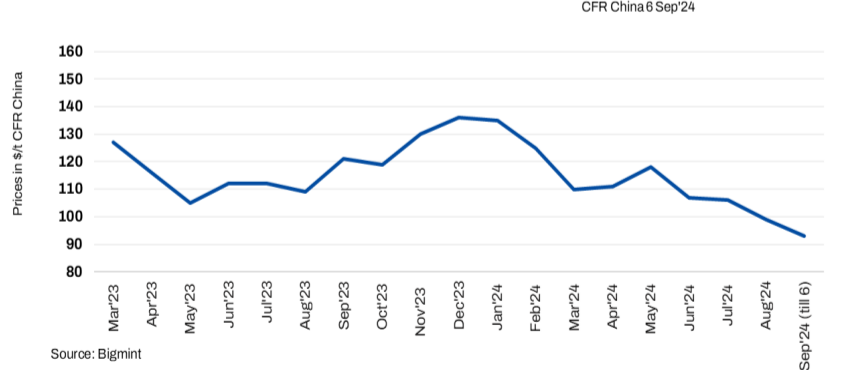
Source: BigMint

India: Vedanta to auction 20,000 t of iron ore lumps from Karnataka

2024-09-07

[READ MORE](#)

Fe 62% Australian iron ore fines



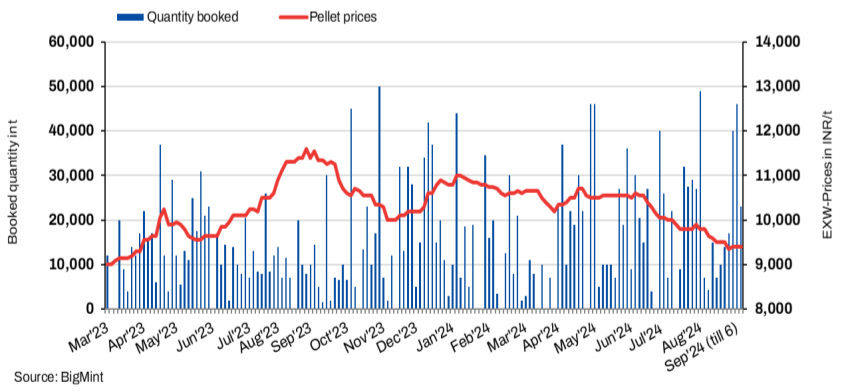
Source: BigMint

China: Iron ore spot prices inch up by \$1/t d-o-d

2024-09-07

[READ MORE](#)

Bellary Pellet Prices v/s Traded Volumes



Source: BigMint

Karnataka: Pellet prices remain unchanged in Bellary

2024-09-06

[READ MORE](#)

Coal

Non Coking (India)

Particular/Delivery	Size/Grade	Delivery	As On	Price	Change	1M	3M
Indian prices (in INR/MT)							
Ex-Gangavaram	RB2 (5500 NAR), S.Africa	Ex-Port	10 Sep 16.44 IST	9,400	0	-250	-800
	RB3 (4800 NAR), South Africa	Ex-Port	10 Sep 16.44 IST	7,600	0	-150	-800

Met Coke (India)

Indian prices (in INR/MT)							
Ex-Jajpur	25-90 mm, Blast Furnace-grade	Ex-Yard	04 Sep 17.34 IST	34,100	-100	-700	-1,400
Ex-Gandhidham	25-90 mm, Blast Furnace-grade	Ex-Yard	04 Sep 17.34 IST	30,800	-500	-1,900	-2,700

Coking (Global)

Global prices (in USD/MT)							
CNF India	0-40mm, HCC 64 Mid Vol, Australia	-	10 Sep 10.48 IST	\$172	-2	-33.67	-68.5
	0-40mm, Premium HCC, Australia	-	10 Sep 10.48 IST	\$197	-3	-26	-76.5
	Low Vol PCI, Australia	-	10 Sep 10.48 IST	\$165	-3	-29.67	-35
FOB Australia	0-40mm, Low Vol PCI	-	10 Sep 10.53 IST	\$150	-2	-29.67	-32
	HCC 64 Mid Vol	-	10 Sep 10.53 IST	\$156	-2	-34.67	-67.5
	Premium HCC	-	10 Sep 10.53 IST	\$182	-2	-25.67	-74.5

Non Coking (Global)

Global prices (in USD/MT)							
CNF India	RB1 (6000 NAR), S.Africa	-	10 Sep 13.58 IST	\$120	0	-7.75	-6.4
	RB2 (5500 NAR), S.Africa	-	10 Sep 13.58 IST	\$105	0	-5.75	-9
	RB3 (4800 NAR), S.Africa	-	10 Sep 13.58 IST	\$87	0	-5	-10
FOB South Africa	RB1 (6000 NAR)	-	10 Sep 14.00 IST	\$102.5	0	-8.25	-5.9
	RB2 (5500 NAR)	-	10 Sep 14.00 IST	\$90	0	-3.75	-5.4
	RB3 (4800 NAR)	-	10 Sep 14.00 IST	\$71	0	-4	-7.4

Met Coke (Global)

Global prices (in USD/MT)							
FOB China	25-90mm, 64% CSR	-	05 Sep 17.13 IST	\$250	-1	-16	-44
CNF India	25-90mm, 64% CSR, China	-	05 Sep 17.16 IST	\$262	0	-17	-52
	64% CSR, Japan origin	-	05 Sep 17.16 IST	\$355	0	-3	-5

Note:- W-O-W: Week On Week, 1M: Change over last month, 3M: Change over last 3 months

Scrap & Metallic

Sponge (India)

Region	Particular	Sponge Iron (C-DRI)				Pellet Sponge (P-DRI)			
		Price	Change	W-O-W	1M	Price	Change	W-O-W	1M
Indian prices (in INR/MT) As on 10 Sep 2024									
North India	Mandi Gobindgarh	29,800	0	-200	-200	-	-	-	-
East India	Durgapur	26,500	-150	-400	-800	24,500	-200	-300	-800
East India	Rourkela	25,800	-150	-200	-200	-	-	-	-
Central India	Raigarh	26,050	-50	-50	+200	24,050	-50	-50	+200
Central India	Raipur	29,100	+100	0	+600	24,700	+50	0	+200
South India	Bellary	26,250	-50	-350	-750	25,200	-100	-400	-700
Eastern India	Ramgarh	26,600	0	-100	-300	24,550	-50	-150	-250
East India	Jharsugda	-	-	-	-	23,300	-100	-100	+100
South India	Hyderabad	-	-	-	-	25,900	-100	-350	-600

All prices are basic, GST extra.

Pig Iron (India)

Particular/Delivery	Size/Grade	Delivery	As On	Price	Change	1M	3M
Indian prices (in INR/MT)							
DAP-Ludhiana	Steel Grade	DAP	10 Sep 17.41 IST	38,450	-50	-1,550	-2,050
Ex-Bokaro	Steel Grade	Ex-Plant,Bokaro	01 Aug 18.06 IST	35,900	-1,450	0	-1,450
Ex-Burnpur	Steel Grade	Ex-Plant,Burnpur	31 May 16.00 IST	40,500	-2,500	0	0
Ex-Durgapur	Steel Grade	Ex-Works	10 Sep 17.41 IST	35,800	-100	-1,200	-2,500
		Ex-Plant,Durgapur	06 Sep 19.25 IST	35,150	-350	-1,550	-4,650
Ex-Rourkela	Steel Grade	Ex-Plant,Rourkela	06 Sep 15.01 IST	35,450	0	+350	-2,550
Ex-Bhilai	Steel Grade	Ex-Plant,Bhilai	20 Jun 17.45 IST	38,000	-4,100	0	-4,100
DAP-Raigarh	Steel Grade	DAP	10 Sep 17.41 IST	36,350	-50	+150	-2,050
DAP-Raipur	Steel Grade	DAP	10 Sep 17.41 IST	36,500	0	-250	-2,750
DAP-Hyderabad	Steel Grade	DAP	10 Sep 13.40 IST	37,600	-200	-600	-1,400
DAP-Delhi	Foundry Grade	DAP	10 Sep 13.34 IST	43,000	-200	-1,000	-2,500
DAP-Ludhiana	Foundry Grade	DAP	10 Sep 13.34 IST	42,700	-500	-1,300	-2,000
Ex-Durgapur	Foundry Grade	Ex-Works	10 Sep 13.34 IST	41,500	0	-1,000	-3,500
Ex-Kharagpur	Foundry Grade	Ex-Works	10 Sep 13.34 IST	41,500	0	-1,000	-3,500
DAP-Ahmedabad	Foundry Grade	DAP	10 Sep 13.34 IST	45,000	-200	-500	-1,000
DAP-Kolhapur	Foundry Grade	DAP	10 Sep 13.34 IST	45,500	0	-300	-1,000

Indian pig iron price assessment frequency has been increased from weekly to daily basis.

Re - Rolling Scrap (India)

Indian prices (in INR/MT)							
Ex-Alang	19-22mm(12 ANE), Ship Breaking	Ex-Yard	10 Sep 10.53 IST	41,200	0	+200	-2,900
	15-18mm(10 ANE), Ship Breaking	Ex-Yard	10 Sep 10.53 IST	41,200	0	+200	-2,800
	1 Inch, Ship Breaking	Ex-Yard	10 Sep 10.53 IST	41,200	0	+200	-3,000
	12-14mm(8 ANE), Ship Breaking	Ex-Yard	10 Sep 10.53 IST	40,700	0	+200	-2,800
	5-10 KG, Ship Breaking	Ex-Yard	10 Sep 10.53 IST	39,700	0	+200	-2,800
	9-11mm(6 ANE), Ship Breaking	Ex-Yard	10 Sep 10.53 IST	39,200	0	+200	-2,800
	2-5 KG, Ship Breaking	Ex-Yard	10 Sep 10.53 IST	38,700	0	+200	-2,800
	6-8mm(4 ANE), Ship Breaking	Ex-Yard	10 Sep 10.53 IST	38,200	0	+200	-2,800
	1-2 KG, Ship Breaking	Ex-Yard	10 Sep 10.40 IST	35,200	0	+600	-3,500
	Attachment, Ship Breaking	Ex-Yard	10 Sep 10.40 IST	35,000	0	+600	-3,500
	HMS(80:20), Ship Breaking	Ex-Yard	10 Sep 10.40 IST	34,000	0	+600	-3,500

Melting Scrap (India)

Particular/Delivery	Size/Grade	Delivery	As On	Price	Change	1M	3M
Indian prices (in INR/MT)							
Ex-Ludhiana	CR Busheling (Loose)	DAP	10 Sep 17.41 IST	37,300	-300	-1,000	-3,400
	End Cutting	DAP	10 Sep 17.41 IST	36,300	-300	-900	-3,400
	CI Scrap, Mixed Size	DAP	10 Sep 17.41 IST	38,400	-200	-500	-900
	Turning Boring Scrap	DAP	10 Sep 17.41 IST	33,000	-200	-1,600	-4,700
Ex-Mandi	HMS(80:20)	DAP	10 Sep 17.41 IST	33,300	-300	-1,500	-3,300
	CR Busheling (Loose)	DAP	10 Sep 17.41 IST	37,600	-300	-1,000	-3,400
	End Cutting	DAP	10 Sep 17.41 IST	36,600	-200	-500	-3,300
	LMS (Light Melting Scrap)	DAP	10 Sep 17.41 IST	31,300	-300	-1,300	-3,500
Ex-Durgapur	HMS(80:20)	DAP	10 Sep 17.41 IST	33,500	0	-1,200	-3,450
Ex-Raipur	End Cutting	DAP	10 Sep 17.41 IST	35,450	-50	-550	-3,100
	HMS(80:20)	DAP	10 Sep 17.41 IST	33,450	-50	-550	-3,100
Ex-Ahmedabad	CR Busheling (Bundle)	DAP	10 Sep 17.41 IST	37,500	-200	-500	-3,200
	HMS(80:20)	DAP	10 Sep 17.41 IST	33,000	0	0	-3,500
Ex-Alang	HMS(80:20)	Ex-Yard	10 Sep 17.41 IST	34,000	0	+600	-3,500
Ex-Jalna	CR Busheling (Loose)	DAP	10 Sep 17.41 IST	36,000	+100	+300	-2,900
	HMS(80:20)	DAP	10 Sep 17.41 IST	33,000	+100	+400	-2,800
Ex-Mumbai	HMS(80:20)	DAP	10 Sep 17.41 IST	32,500	-200	-500	-2,500
Ex-Chennai	Turning Boring Scrap	DAP	10 Sep 17.41 IST	31,000	0	0	-2,100
	HMS(90:10)	DAP	10 Sep 17.41 IST	34,100	0	-300	-1,300
	HMS(80:20)	DAP	10 Sep 17.41 IST	32,000	0	0	-2,000
	CR Busheling (Bundle)	DAP	10 Sep 17.41 IST	35,300	0	-900	-2,200
Ex-Coimbatore	CI Scrap, Mixed Size	DAP	10 Sep 17.41 IST	37,000	0	-600	-800
Ex-Hyderabad	HMS(90:10)	DAP	10 Sep 17.41 IST	32,500	0	+1,000	-1,200
	HMS(80:20)	DAP	10 Sep 17.41 IST	31,000	0	+1,000	-1,200
Ex-Bhilai	9-13 Meters, 60 KG	Ex-works	25 Jul 14.36 IST	40,800	-3,620	-350	-700

Mill Scale (India)

Indian prices (in INR/MT)							
Ex Plant, Raipur	Fines, Fe 70/68%	EXW	07 Sep 14.09 IST	7,100	0	+150	+50
Ex-Kandla	Fines, Fe 70/68%	DAP	07 Sep 14.09 IST	6,400	-100	-375	-650

Sponge Iron (Global)

Particular/Delivery	Size/Grade	Delivery	As On	Price	Change	1M	3M
Global prices (in USD/MT)							
CNF Bangladesh	FeM 80% (+/-1), 100% lumps	-	05 Sep 17.31 IST	\$361	-4	-17	-36
CNF Nepal	Mix (70% lumps, 30% fines), FeM 80% (+/-1)	-	05 Sep 17.31 IST	\$345	-1	-19	-46

Melting Scrap (Global)

Global prices (in USD/MT)							
FOB Europe	HMS 80:20 (Bulk)	-	04 Sep 18.32 IST	\$336	+1	-9	-21
FOB USA	HMS 80:20	-	10 Sep 17.10 IST	\$345	+1	-3.25	-13.6
	Shredded	-	10 Sep 17.10 IST	\$365	+1	-3.25	-13.6
CNF Bangladesh	H2 (Bulk, Japan origin)	-	04 Sep 18.33 IST	\$387	-4	-18	-9
	HMS 80:20 (Bulk, US Origin)	-	04 Sep 18.33 IST	\$390	-2	-13	-10
	HMS 80:20 (Containers, Europe Origin)	-	10 Sep 19.01 IST	\$393	-1	-6.5	-8.8
	Shredded (Containers, UK Origin)	-	10 Sep 19.01 IST	\$402	-1	-18	-20.2
CNF China	H2	-	10 Sep 12.08 IST	\$323	+1	-10.5	-15.6
	HMS 80:20 (Bulk)	-	10 Sep 12.08 IST	\$345	0	-11.25	-5.4
	Shredded	-	10 Sep 12.08 IST	\$410	0	0	+2
CNF India	HMS 80:20 (Europe Origin, Containers)	-	10 Sep 19.01 IST	\$368	-1	-11.25	-23.6
	HMS 80:20 (West Africa Origin, Containers)	-	10 Sep 19.01 IST	\$367	-1	-10.75	-23.4
	HMS 80:20 (West Africa Origin, Containers)	-	10 Sep 19.01 IST	\$371	-1	-10.75	-23.6
	Shredded (Europe Origin, Containers)	-	10 Sep 19.01 IST	\$395	+1	-12.5	-22.6
	Shredded (US Origin, Containers)	-	10 Sep 19.01 IST	\$389	0	-15	-25.6
CNF Pakistan	Shredded (Containers, Europe Origin)	-	10 Sep 19.01 IST	\$400	-2	-10.75	-22.6
CNF Taiwan	HMS 80:20 (US Origin, Containers)	-	04 Sep 12.28 IST	\$328	+2	-17	-17
CNF Thailand	HMS 70:30	-	29 Jan 17.41 IST	\$352	+2	NA	NA
CNF Turkey	HMS 80:20 (Bulk, US Origin)	-	10 Sep 19.01 IST	\$370	-1	-4.25	-16

CNF Vietnam	H2, (Bulk, Japan origin)	-	09 Sep 18.33 IST	\$353	-7	-13	-17
	HMS 80:20 (Bulk, US Origin)	-	09 Sep 18.33 IST	\$364	-7	-11	-18

Pig Iron (Global)

Particular/Delivery	Size/Grade	Delivery	As On	Price	Change	1M	3M
Global prices (in USD/MT)							
FOB Black Sea	Steel Grade	-	07 Sep 11.40 IST	\$382	-6	-10	-38
FOB Brazil	Steel Grade	-	07 Sep 11.40 IST	\$437	0	-5	-10
CNF Italy	Steel Grade	-	07 Sep 11.42 IST	\$430	-5	-9	-38

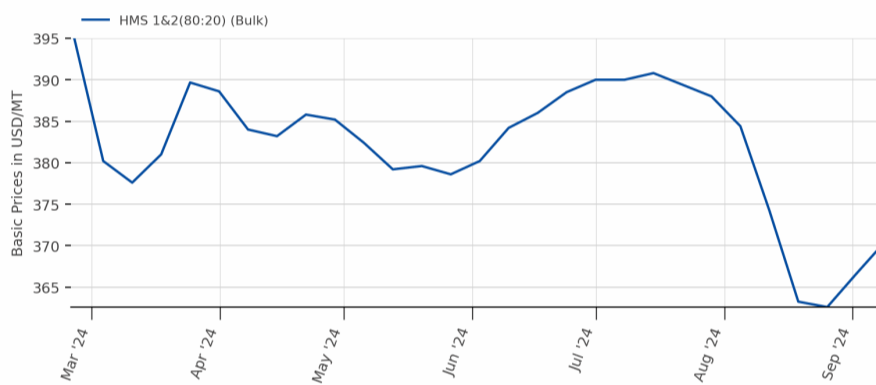
Weekly Assessment,, *Tender Prices in export

Ship Breaking (Global)

Global prices (in USD/MT)							
CNF Bangladesh	Containers	-	10 Sep 12.18 IST	\$520	-10	0	-40
	Tanker	-	10 Sep 12.18 IST	\$510	-10	0	-30
CNF India	Containers	-	10 Sep 12.18 IST	\$510	-10	0	-50
	Tanker	-	10 Sep 12.18 IST	\$500	-10	0	-40
CNF Pakistan	Containers	-	10 Sep 12.18 IST	\$500	-10	-30	-30
	Tanker	-	10 Sep 12.18 IST	\$490	-10	-30	-30
CNF Turkey	Containers	-	10 Sep 12.18 IST	\$330	-35	-35	-50
	Tanker	-	10 Sep 12.18 IST	\$320	-35	-35	-50

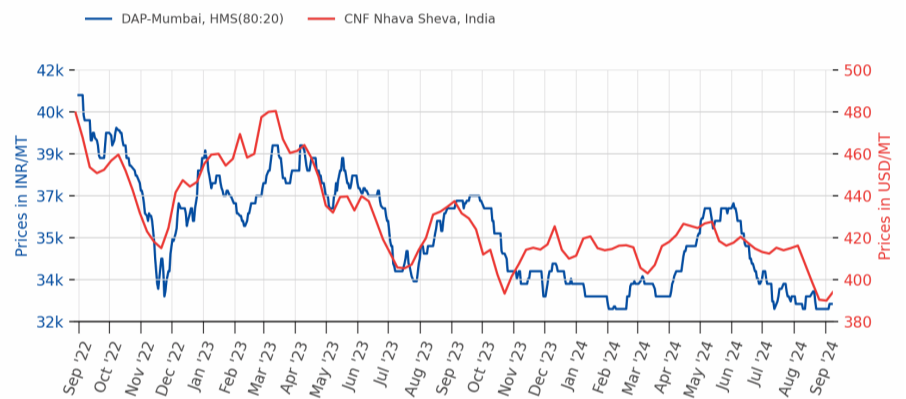
Note:- W-O-W: Week On Week, 1M: Change over last month, 3M: Change over last 3 months

Melting Scrap, CNF Turkey



Source:BigMint

Melting Scrap DAP Mumbai/CNF India



Source:BigMint

Scrap & Metallic News

Pakistan : Imported shredded scrap price trend

— Containerised Shredded, UK/Europe origin

Prices in \$/t, CFR Pakistan

Shredded, CFR Qasim : \$400/t (=0/t)

Source: BigMint

Pakistan: Imported ferrous scrap prices remain stable w-o-w; cautious optimism likely post-monsoon

2024-09-10 [READ MORE](#)

South Asia: Imported shredded scrap offers from UK/Europe

— India — Pakistan — Bangladesh — Turkiye HMS(80:20)(US)

Offers in \$/t, CFR

Source: BigMint

South Asia: Imported ferrous scrap market remains subdued d-o-d

2024-09-10 [READ MORE](#)

India: Melting scrap index DAP-Mandi Gobindgarh (End Cutting vs Billet)

— End Cutting Scrap — Billet (100x100 mm) - - - Spread(RHS)

Price in INR/t

End Cutting - INR 36,600/t (-200) 10 Sept'24

Source: BigMint

India: BigMint's ferrous scrap index continues to slide on sluggish trade - 10 Sept'24

2024-09-10 [READ MORE](#)

India Sponge iron price & trade volume

— Bellary (PDRI) — Raipur (PDRI) — Durgapur (PDRI) — Bellary — Raipur — Durgapur

Quantity in t

Prices in INR/t

Source: BigMint Research

India: Sponge iron prices fall d-o-d barring Raipur - 10 Aug

2024-09-10 [READ MORE](#)

India: FinMin announces Reverse Charge Mechanism on metal scrap at GST Council meet

2024-09-10 [READ MORE](#)

North India's finished steel production capacity in FY'24

Structures: 7.1 mnt
Rebars: 5.8 mnt
Patra: 1.5 mnt
Wire rod: 0.8 mnt
Total finished steel production: 15.2 mnt

Mandi Gobindgarh: 5.4 mnt Production
Ludhiana: ~9 mnt Planned Capacity expansion in Punjab by FY'30

Source: BigMint

How future-ready is northern India's steel city Mandi Gobindgarh? A BigMint report

2024-09-10 [READ MORE](#)

Turkish imported bulk ferrous scrap deal updates

Turkiye: Imported scrap prices remain largely stable in recent trades from the US, EU

2024-09-10

[READ MORE](#)

54th GST Council Meeting

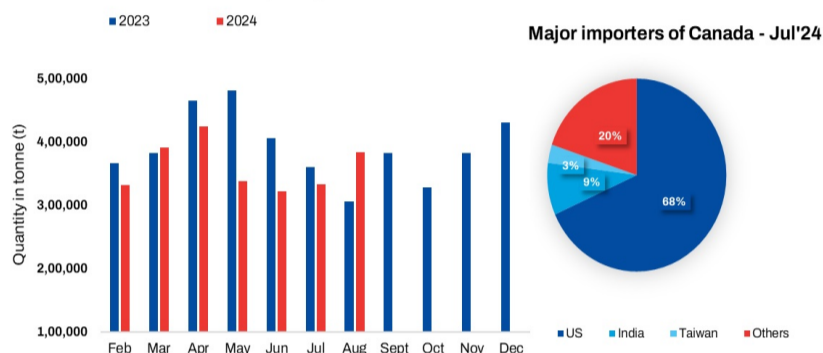
Reverse Charge Mechanism on metal scrap trades - Union Finance Minister

GST Council Meeting: Reverse Charge Mechanism on metal scrap trades- Union Finance Minister

2024-09-09

[READ MORE](#)

Canada's ferrous scrap exports in Jul'24



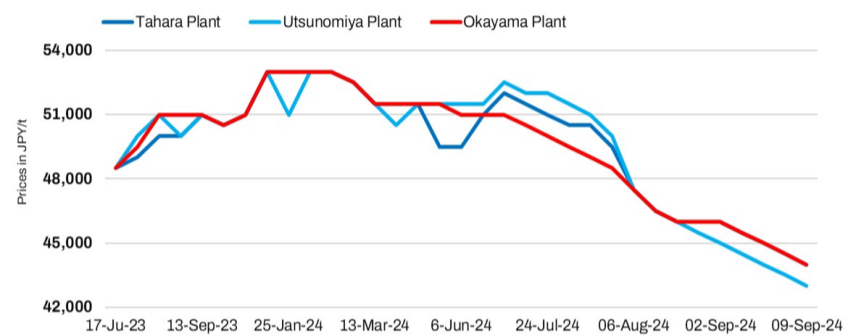
Source: BigMint

Canada's ferrous scrap exports surge by 15% m-o-m in Jul'24

2024-09-09

[READ MORE](#)

Japan: Tokyo Steel H2 scrap purchase price trend



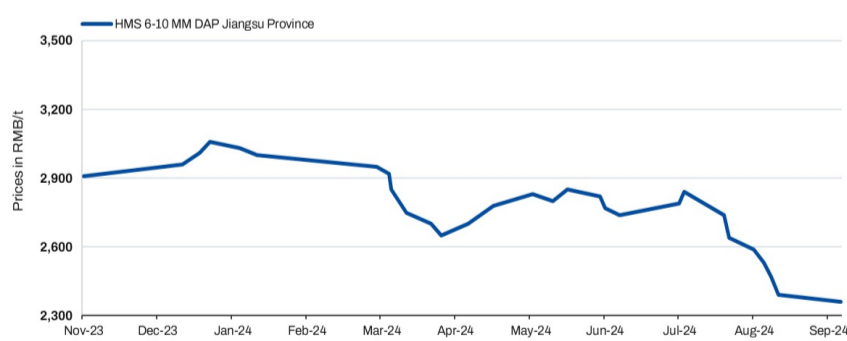
Source: BigMint

Japan: Tokyo Steel further cuts scrap buying prices by JPY 500/t (\$3/t)

2024-09-09

[READ MORE](#)

China: Shagang Steel scrap purchase price trend



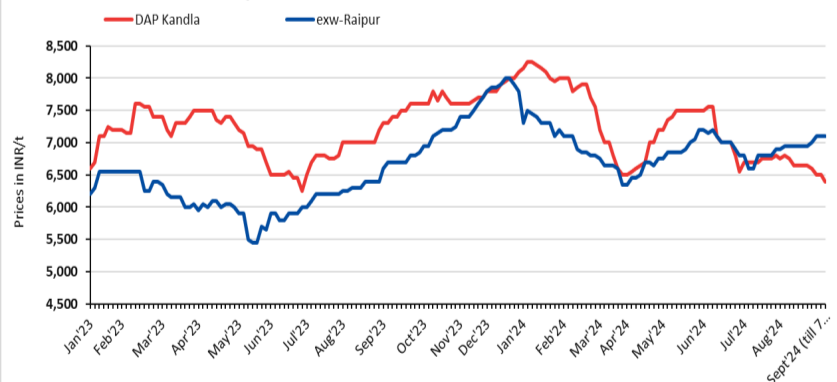
Source: BigMint

China: Shagang Steel reduces ferrous scrap procurement prices by \$4/t

2024-09-09

[READ MORE](#)

India: Domestic mill-scale prices



Source: BigMint

India: Mill scale prices drop in Kandla, stable in Raipur

2024-09-07

[READ MORE](#)

Steel

Ingots/Billet (India)

Region	Particular	INGOT				BILLET			
		Price	Change	W-O-W	1M	Price	Change	W-O-W	1M
Indian prices (in INR/MT) As on 10 Sep 2024									
North India	Ghaziabad	40,200	- 200	- 500	- 1,100	-	-	-	-
North India	Ludhiana	42,800	- 200	- 900	- 1,900	-	-	-	-
North India	Mandi Gobindgarh	41,450	- 50	- 250	- 550	41,400	- 100	- 300	- 600
North India	Muzaffarnagar	40,000	- 200	- 600	- 1,200	-	-	-	-
East India	Rourkela	36,550	- 250	- 450	- 900	37,200	- 300	- 400	- 700
Central India	Raigarh	37,000	- 300	- 600	- 800	37,300	- 300	- 700	- 900
Central India	Raipur	37,200	- 200	- 500	- 1,050	37,450	- 250	- 600	- 1,150
West India	Ahmedabad	40,000	- 200	- 500	- 300	40,500	0	- 400	- 800
West India	Jaipur	40,000	- 100	- 300	- 300	-	-	-	-
West India	Mumbai	39,800	- 200	- 500	- 1,000	40,300	- 100	- 400	- 800
East India	Durgapur	-	-	-	-	38,100	- 100	- 400	- 700
East India	Kolkata	-	-	-	-	38,800	- 100	- 400	- 700
West India	Bhavnagar	-	-	-	-	40,200	- 200	- 500	- 700
West India	Goa	-	-	-	-	40,500	0	0	+ 200
West India	Jalna	-	-	-	-	40,100	0	- 100	- 900
South India	Chennai	-	-	-	-	41,500	0	+ 200	- 500
South India	HINDPUR	-	-	-	-	40,700	0	0	- 100
South India	Hyderabad	-	-	-	-	39,300	- 200	- 200	- 200
Eastern India	Ramgarh	-	-	-	-	38,150	- 150	- 350	- 650

All prices are basic, GST @ 18% extra. Ingot - 3.5"*4.5", Commercial Grade, Billet - 100*100

Rebar (India)

Particular/Delivery	Size/Grade	Delivery	As On	Price	PRICE @ 18%GST	Change	1M	3M
Indian prices (in INR/MT)								
Exy-Delhi/NCR	12-32mm, BF Route, IS 1786 Fe 550D	Ex-Yard	06 Sep 17.33 IST	50,800	59,900	+ 600	0	- 7,300
	12-32mm, BF Route, IS 1786 Fe 500D	Ex-Yard	06 Sep 17.33 IST	50,800	59,900	+ 600	0	- 7,300
Exy-Durgapur	12-32mm BF Route, IS 1786 Fe 500D	Ex-Yard	06 Sep 17.33 IST	48,700	57,500	- 100	- 2,000	- 8,200
	12-32mm BF Route, IS 1786 Fe 550D	Ex-Yard	06 Sep 17.33 IST	48,700	57,500	- 100	- 2,000	- 8,200
Exy-Ahmedabad	12-32mm BF Route, IS 1786 Fe 500D	Ex-Yard	06 Sep 17.33 IST	50,400	59,500	+ 800	- 200	- 8,000
	12-32mm BF Route, IS 1786 Fe 550D	Ex-Yard	06 Sep 17.33 IST	50,400	59,500	+ 800	- 200	- 8,000
Exy-Mumbai	12-32mm, BF Route, IS 1786 Fe 500D	Ex-Yard	06 Sep 17.33 IST	50,600	59,700	+ 300	+ 300	- 7,200
	12-32mm, BF Route, IS 1786 Fe 550D	Ex-Yard	06 Sep 17.33 IST	50,600	59,700	+ 300	+ 300	- 7,200
Exy-Bangalore	12-32mm, BF Route, IS 1786 Fe 500D	Ex-Yard	06 Sep 17.33 IST	51,100	60,300	+ 300	- 600	- 7,400
	12-32mm, BF Route, IS 1786 Fe 550D	Ex-Yard	06 Sep 17.33 IST	51,100	60,300	+ 300	- 600	- 7,400
Exy-Chennai	12-32mm, BF Route, IS 1786 Fe 550D	Ex-Yard	06 Sep 17.33 IST	50,800	59,900	+ 500	- 800	- 7,600
	12-32mm, BF Route, IS 1786 Fe 500D	Ex-Yard	06 Sep 17.33 IST	50,800	59,900	+ 500	- 800	- 7,600
Exy-Hyderabad	12-32mm, BF Route, IS 1786 Fe 550D	Ex-Yard	06 Sep 17.33 IST	50,000	59,000	+ 700	- 300	- 7,900
	12-32mm, BF Route, IS 1786 Fe 500D	Ex-Yard	06 Sep 17.33 IST	50,000	59,000	+ 700	- 300	- 7,900
Indian prices (in INR/MT)								
Ex-Delhi/NCR	12-25mm, IF Route, Fe 500, IS 1786	Ex-Works	10 Sep 18.10 IST	44,300	52,300	- 300	- 1,400	- 5,300
Ex-Jaipur	12-25mm IF route, Fe 500, IS 1786	Ex-Works	10 Sep 13.37 IST	43,700	51,600	- 100	- 600	- 4,700
Ex-Mandi Gobindgarh	12-25mm, IF Route, Fe 500, IS 1786	Ex-Works	10 Sep 13.37 IST	46,200	54,500	0	- 400	- 4,300
Ex-Muzaffarnagar	12-25mm, IF Route, Fe 500, IS 1786	Ex-Works	10 Sep 18.10 IST	43,000	50,700	- 400	- 2,000	- 5,300
Ex-Durgapur	12-25mm, IF Route, Fe 500, IS 1786	Ex-Works	10 Sep 18.10 IST	40,200	47,400	- 100	- 1,000	- 4,900
	12-25mm, IF Route, Fe 500D, IS 1786	Ex-Works	10 Sep 18.10 IST	42,300	49,900	- 100	- 800	- 4,900
Ex-Rourkela	12-25mm, IF Route, Fe 500D, IS 1786	Ex-Works	10 Sep 13.37 IST	46,500	54,900	0	- 2,100	- 4,800
	12-25mm, IF Route, Fe 500, IS 1786	Ex-Works	10 Sep 13.37 IST	40,800	48,100	0	- 400	- 4,700
Ex-Raigarh	12-25mm, IF Route, Fe 500, IS 1786	Ex-Works	10 Sep 13.37 IST	40,500	47,800	- 100	- 100	- 4,800
Ex-Raipur	12-25mm, IF Route, Fe 500, IS 1786	Ex-Works	10 Sep 18.10 IST	41,000	48,400	0	- 100	- 5,000
	12-25mm, IF Route, Fe 500D, IS 1786	Ex-Works	10 Sep 13.37 IST	44,500	52,500	0	+ 200	- 4,800
Ex-Ahmedabad	12-25mm, IF Route, Fe 500, IS 1786	FOR	10 Sep 13.37 IST	44,700	52,700	0	- 900	- 4,800

Ex-Goa	12-25mm, IF Route, Fe 500, IS 1786	Ex-Works	10 Sep 13.37 IST	46,000	54,300	0	- 500	- 3,600
Ex-Jalna	12-25mm, IF Route, Fe 500, IS 1786	Ex-Works	10 Sep 13.37 IST	44,700	52,700	0	+ 100	- 5,100
Ex-Mumbai	12-25mm, IF Route, Fe 500, IS 1786	Ex-Works	10 Sep 13.37 IST	45,700	53,900	0	+ 600	- 4,500
Ex-Bangalore	12-25mm, IF Route, Fe 550, IS 1786	Ex-Works	10 Sep 13.37 IST	46,200	54,500	0	0	- 4,100
	12-25mm, IF Route, Fe 550D, IS 1786	Ex-Works	10 Sep 13.37 IST	49,500	58,400	0	- 500	- 3,500
Ex-Chennai	12-25mm, IF Route, Fe 500, IS 1786	Ex-Works	10 Sep 13.37 IST	46,000	54,300	0	- 1,000	- 3,500
Ex-Hyderabad	12-25mm, IF Route, Fe 500, IS 1786	Ex-Works	10 Sep 13.37 IST	43,500	51,300	0	0	- 3,500
Ex-Patna	12-25mm IF route, Fe 500, IS 1786	Ex-Works	10 Sep 13.37 IST	42,300	49,900	0	- 400	- 5,100

Structure (Medium & Small Scale Producers) (India)

Region/Zone	Particular	40 ANGLE	Change	1M	75 CHANNEL	Change	1M	200 BEAM	Change	1M
Indian prices (in INR/MT)										
North India	Ghaziabad	-	-	-	-	-	-	48,300	- 300	- 900
East India	Durgapur	43,700	0	- 300	43,700	0	- 300	44,150	0	- 600
Central India	Raipur	-	-	-	43,400	- 200	- 1,100	-	-	-
West India	Ahmedabad	45,800	0	- 400	45,800	0	- 400	-	-	-
West India	Mumbai	48,100	0	- 300	48,900	0	- 300	-	-	-
South India	Hyderabad	46,400	- 300	- 600	46,000	- 300	- 600	-	-	-

Indian Structure price assessment frequency has been increased from weekly to daily basis, All prices are basic, Commercial Grade, Basic Price GST @ 18% extra

Wire Rod (India)

Particular	Size/Grade	Raipur	Change	W-O-W	Durgapur	Change	W-O-W
Indian prices (in INR/MT)							
SWRY 14 LC Gr 3, Induction route	5.5 mm	41,200	- 100	- 600	41,100	- 200	- 500
HB Wire, Induction route	12 Gauge	43,700	- 100	- 600	43,600	- 200	- 500
GI Wire, Induction route	12 Gauge	47,600	- 100	- 400	51,100	- 200	- 500
Barbed Wire, Induction route	12*12 Gauge	49,600	- 100	- 400	54,100	- 200	- 500
Binding Wire, Induction route	20 Gauge	49,900	- 100	- 600	49,900	- 200	- 700

Daily Assessment, Commercial Grade, Basic Price GST @ 18% extra

HRC (India)

Particular/Delivery	Size/Grade	Delivery	As On	Price	Change	1M	3M
Indian prices (in INR/MT)							
Delhi	2.5-8mm / CTL, IS2062, Gr E250 Br.	Ex-stockyard	10 Sep 17.59 IST	48,500	- 300	- 1,950	- 5,950
	2.5-8mm / CTL, IS2062, Gr E350 Br.	Ex-stockyard	10 Sep 17.59 IST	51,900	- 100	- 1,450	- 4,950
Faridabad	2.5-8mm / CTL, IS2062, Gr E250 Br.	Ex-stockyard	10 Sep 17.59 IST	48,900	- 100	- 1,400	- 4,950
	1.8mm / CTL, IS2062, Gr E250 Br.	Ex-stockyard	10 Sep 17.59 IST	50,400	- 100	- 1,400	- 4,950
Ludhiana	2.5-8mm / CTL, IS2062, Gr E250 Br.	Ex-stockyard	10 Sep 17.59 IST	49,000	- 500	- 2,000	- 6,300
Kolkata	2.5-8mm / CTL, IS2062, Gr E250 Br.	Ex-stockyard	10 Sep 17.59 IST	46,400	- 500	- 2,500	- 6,200
Ahmedabad	2.5-8mm / CTL, IS2062, Gr E250 Br.	Ex-stockyard	10 Sep 17.59 IST	50,000	- 300	- 1,500	- 4,550
	2.5-8mm / CTL, IS2062, Gr E350 Br.	Ex-stockyard	10 Sep 17.59 IST	52,000	0	- 1,350	- 4,850
Mumbai	1.8mm / CTL, IS2062, Gr E250 Br.	Ex-stockyard	10 Sep 17.59 IST	50,500	0	- 1,350	- 4,750
	2.5-8mm / CTL, IS2062, Gr E250 Br.	Ex-stockyard	10 Sep 17.59 IST	49,000	0	- 1,350	- 4,850
Bangalore	2.5-8mm / CTL, IS2062, Gr E250 Br.	Ex-stockyard	10 Sep 17.59 IST	51,700	0	- 1,000	- 4,900
Chennai	2.5-8mm / CTL, IS2062, Gr E250 Br.	Ex-stockyard	10 Sep 17.59 IST	50,300	- 100	- 100	- 5,550
	1.8mm / CTL, IS2062, Gr E250 Br.	Ex-stockyard	10 Sep 17.59 IST	52,200	- 100	+ 150	- 5,150
Hyderabad	2.5-8mm / CTL, IS2062, Gr E250 Br.	Ex-stockyard	10 Sep 17.59 IST	49,400	- 400	- 1,600	- 4,650

Weekly Assessment, Commercial Grade, *Basic Price GST @ 18% extra.,

CRC (India)

Particular/Delivery	Size/Grade	Delivery	As On	Price	Change	1M	3M
Indian prices (in INR/MT)							
Delhi	0.90mm / CTL, IS 513, CR1	Ex-stockyard	10 Sep 18.04 IST	57,000	0	- 900	- 4,200
Faridabad	0.5mm / CTL, IS 513, CR1	Ex-stockyard	10 Sep 18.04 IST	58,200	0	- 1,350	- 3,650
	0.90mm / CTL, IS 513, CR1	Ex-stockyard	10 Sep 18.04 IST	56,700	0	- 1,350	- 3,650
Ludhiana	0.90mm / CTL, IS 513, CR1	Ex-stockyard	10 Sep 18.04 IST	55,900	- 1,000	- 2,100	- 5,400
Kolkata	0.90mm / CTL, IS 513, CR1	Ex-stockyard	10 Sep 18.04 IST	52,800	0	- 3,500	- 5,350
Ahmedabad	0.90mm / CTL, IS 513, CR1	Ex-stockyard	10 Sep 18.04 IST	57,000	- 100	- 1,300	- 4,000

Mumbai	0.5mm / CTL, IS 513, CR1	Ex-stockyard	10 Sep 18.04 IST	57,700	0	-1,100	-4,100
	0.90mm / CTL, IS 513, CR1	Ex-stockyard	10 Sep 18.04 IST	56,200	0	-1,250	-4,100
Bangalore	0.9mm / CTL, IS 513, CR1	Ex-stockyard	10 Sep 18.04 IST	59,600	+100	-900	-3,550
Chennai	0.5mm / CTL, IS 513, CR1	Ex-stockyard	10 Sep 18.04 IST	62,500	0	-500	-2,450
	0.90mm / CTL, IS 513, CR1	Ex-stockyard	10 Sep 18.04 IST	61,000	0	-500	-2,450
Hyderabad	0.90mm / CTL, IS 513, CR1	Ex-stockyard	10 Sep 18.04 IST	57,900	-100	-1,650	-5,050

Weekly Assessment, Commercial Grade, *Basic Price GST @ 18% extra.,

HR Plate (India)

Particular/Delivery	Size/Grade	Delivery	As On	Price	Change	1M	3M
Indian prices (in INR/MT)							
Delhi	60-100mm, Gr E350 Br.	Ex-stockyard	04 Sep 18.08 IST	61,100	-800	-2,100	-5,000
	5-10mm, Gr E350 Br.	Ex-stockyard	04 Sep 18.08 IST	53,500	-500	-1,300	-4,300
	20-40mm, Gr E350 Br.	Ex-stockyard	04 Sep 18.08 IST	58,000	-200	-1,800	-4,100
	60-100mm, Gr E250 Br.	Ex-stockyard	04 Sep 18.08 IST	57,900	-500	-1,800	-4,700
	5-10mm, Gr E250 Br.	Ex-stockyard	04 Sep 18.08 IST	50,000	-500	-1,300	-4,500
	20-40mm, Gr E250 Br.	Ex-stockyard	04 Sep 18.08 IST	54,400	-300	-1,900	-4,100
Mumbai	60-100mm, Gr E350 Br.	Ex-stockyard	04 Sep 18.08 IST	61,000	-800	-2,000	-4,300
	5-10mm, Gr E350 Br.	Ex-stockyard	04 Sep 18.08 IST	54,000	0	-1,200	-4,500
	20-40mm, Gr E350 Br.	Ex-stockyard	04 Sep 18.08 IST	56,900	-900	-2,100	-4,500
	60-100mm, Gr E250 Br.	Ex-stockyard	04 Sep 18.08 IST	57,500	-800	-2,100	-4,300
	5-10mm, Gr E250 Br.	Ex-stockyard	04 Sep 18.08 IST	50,500	0	-1,000	-4,500
	20-40mm, Gr E250 Br.	Ex-stockyard	04 Sep 18.08 IST	53,500	-700	-2,200	-4,500

Weekly Assessment, Commercial Grade, Basic Price GST @ 18% extra

GP (India)

Indian prices (in INR/MT)							
Delhi	0.7mm / CTL, 120 GSM, IS277	Ex-stockyard	05 Sep 18.12 IST	59,100	-400	-3,000	-6,800
	0.6mm / CTL, 120 GSM, IS277	Ex-stockyard	05 Sep 18.12 IST	60,600	-200	-2,900	-6,800
Mumbai	0.8mm / CTL, 120 GSM, IS277	Ex-stockyard	05 Sep 18.12 IST	60,300	0	-2,100	-4,600
	0.6mm / CTL, 120 GSM, IS277	Ex-stockyard	05 Sep 18.12 IST	61,800	0	-2,100	-4,600
Chennai	0.8-1.6mm / CTL, 120gsm, IS277	Ex-stockyard	05 Sep 18.12 IST	63,500	-300	-1,300	-7,000
	0.6mm / CTL, 120 GSM, IS277	Ex-stockyard	05 Sep 18.12 IST	65,000	-300	-1,300	-7,000
Hyderabad	0.8mm / CTL, 120 GSM, IS277	Ex-stockyard	05 Sep 18.12 IST	62,500	-800	-4,000	-6,800
	0.6mm / CTL, 120 GSM, IS277	Ex-stockyard	05 Sep 18.12 IST	64,000	-800	-4,000	-6,800

PPGI (India)

Particular/Delivery	Size/Grade	Delivery	As On	Price	Change	1M	3M
Indian prices (in INR/MT)							
Delhi	0.5mm / CTL, 90 GSM, IS14246	Ex-stockyard	05 Sep 18.02 IST	69,000	0	-3,300	-5,900
Mumbai	0.5mm / CTL, 90 GSM, IS14246	Ex-stockyard	05 Sep 18.02 IST	69,000	0	-1,000	-5,400

MS Pipes (India)

Indian prices (in INR/MT)							
Ex-Raipur	41-60 OD (Patra Based)	Ex-works	10 Sep 16.26 IST	40,600	-100	-1,300	-5,900
Ex-Mandi Gobindgarh	41-60 OD (Patra Based)	Ex-works	10 Sep 16.26 IST	43,200	-100	-1,800	-4,600
Exy-Delhi	2.2-6mm, IS 1239,IS 1161 (HR Coil Based)	Ex-Yard	04 Sep 17.44 IST	53,000	-2,000	-3,000	-9,500
Exy-Raipur	2.2-6mm, IS 1239,IS 1161 (HR Coil Based)	Ex-Yard	04 Sep 17.44 IST	51,500	-2,500	-3,500	-8,500
Exy-Mumbai	2.2-6mm, IS 1239,IS 1161 (HR Coil Based)	Ex-Yard	04 Sep 17.44 IST	52,000	-2,000	-3,000	-9,000
Exy-Pune	2.2-6mm, IS 1239,IS 1161 (HR Coil Based)	Ex-Yard	04 Sep 17.44 IST	52,000	-2,000	-3,000	-9,000
Exy-Bangalore	2.2-6mm, IS 1239,IS 1161 (HR Coil Based)	Ex-Yard	04 Sep 17.44 IST	53,000	-1,500	-2,500	-7,500
Exy-Hyderabad	2.2-6mm, IS 1239,IS 1161 (HR Coil Based)	Ex-Yard	04 Sep 17.44 IST	52,500	-2,000	-3,000	-8,500

Billet (Global)

Particular/Delivery	Size/Grade	Delivery	As On	Price	Change	1M	3M
Global prices (in USD/MT)							
FOB India	150*150, 3SP/4SP	-	03 Sep 18.08 IST	\$490	0	0	NA
FOB Iran	130*130, 3SP	-	10 Sep 18.40 IST	\$465	0	-6	-15
FOB Russia	130*130, 3SP	-	10 Sep 18.40 IST	\$460	-13	-20	-38
CNF Nepal	100*100, IS 2831 (IF Grade)	-	10 Sep 18.38 IST	\$479	-2	-7	-44
CNF Philippines	150*150, 3SP	-	10 Sep 18.38 IST	\$455	-5	-25	-54.5
CNF Turkey	120*120	-	10 Sep 18.38 IST	\$475	-10	-17.5	-45

Weekly Assessment

Rebar (Global)

Particular/Delivery	Size/Grade	Delivery	As On	Price	Change	1M	3M
Global prices (in USD/MT)							
FOB Turkey	12-32mm, Commercial	-	06 Sep 11.08 IST	\$585	+13	+7	+7

Wire Rod (Global)

Particular/Delivery	Size/Grade	Delivery	As On	Price	Change	1M	3M
Global prices (in USD/MT)							
CNF Nepal	5.5-6.0mm, Commercial Grade	-	07 Sep 13.18 IST	\$525	0	-5	-57
	6-8 mm, ASTM A510 SAE 1008	-	07 Sep 13.18 IST	\$580	-10	-5	NA

HRC (Global)

Particular/Delivery	Size/Grade	Delivery	As On	Price	Change	1M	3M
Global prices (in USD/MT)							
CNF Bangladesh	2mm, SAE 1006 (China origin)	-	10 Sep 18.19 IST	\$505	-15	-25	-60
CNF Dubai	2mm, SAE1006 (India origin), SAE1006	-	23 Apr 18.30 IST	\$595	0	NA	NA
CNF Europe	3-4mm, S235JR	-	10 Sep 18.19 IST	\$505	-15	-30	-70
	3mm+, S275	-	10 Sep 18.19 IST	\$603	-7	NA	NA
CNF India	2-12 mm, SS400 (China Origin)	-	10 Sep 18.19 IST	\$480	-15	-40	-72
	3mm, SS400 (South Korea Origin)	-	16 Jul 18.40 IST	\$570	-30	NA	NA
CNF Nepal	2mm, SAE1006 (India origin), SAE1006	-	10 Sep 18.19 IST	\$544	-11	-36	-86
CNF Pakistan	2mm, SS400 (China origin), SS400	-	10 Sep 18.19 IST	\$472	-14	-33	-78
	2mm, SS400 (Japan origin), SS400	-	28 May 18.42 IST	\$585	0	NA	NA
CNF UAE	2mm, SAE1006 (China Origin)	-	10 Sep 18.19 IST	\$490	-10	-37	-73
	2 mm, SAE 1006 (Formosa, skin pass)	-	29 Aug 12.32 IST	\$517	-17	-17	NA
	2-20mm, SAE 1006 (India Origin)	-	09 Apr 18.25 IST	\$567	0	NA	NA
	2-3mm, SAE 1006 (China Origin)	-	10 Sep 18.19 IST	\$470	-15	NA	-75
CNF Vietnam	Thickness - 2-6 mm, Width - 1.1-1.3m	-	04 Sep 18.57 IST	\$515	-15	NA	NA
		-					
FOB Black Sea	3mm, SAE1006	-	10 Sep 18.12 IST	\$470	-10	-45	-77
FOB China	3-12mm, SS400	-	10 Sep 18.12 IST	\$450	-15	-30	-70
FOB India	2.5 mm, SAE1006	-	23 Apr 18.30 IST	\$560	0	NA	NA
FOB Japan	2mm, SS400	-	10 Sep 18.12 IST	\$500	-5	-30	NA
FOB South Korea	1.6-2.5mm, SAE 1006	-	13 Aug 18.46 IST	\$520	-30	0	NA

CRC (Global)

Particular/Delivery	Size/Grade	Delivery	As On	Price	Change	1M	3M
Global prices (in USD/MT)							
FOB China	0.90mm, SPCC	-	04 Sep 18.26 IST	\$520	0	-35	-75
FOB India	0.9 mm, IS 513 Gr.O	-	04 Sep 18.26 IST	\$645	-10	-30	-55
FOB Russia	0.90mm, SPCC	-	04 Sep 18.26 IST	\$575	-15	-45	-70

HR Plate (Global)

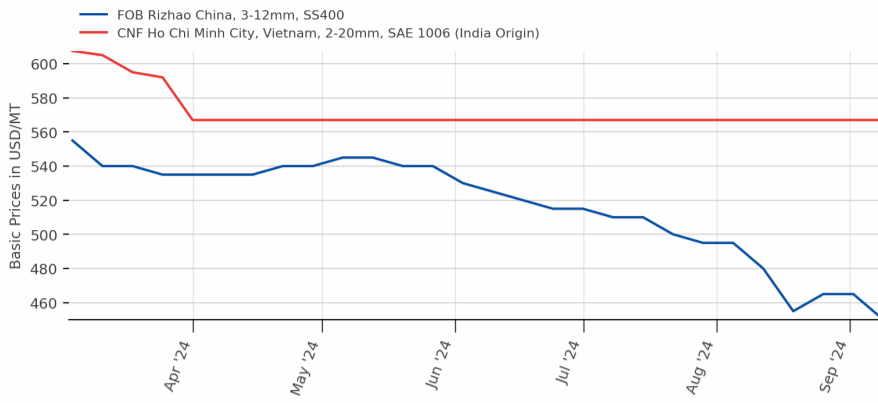
Particular/Delivery	Size/Grade	Delivery	As On	Price	Change	1M	3M
Global prices (in USD/MT)							
FOB China	5-10mm, SS 400	-	04 Sep 18.22 IST	\$475	-5	-50	-70

GP (Global)

Particular/Delivery	Size/Grade	Delivery	As On	Price	Change	1M	3M
Global prices (in USD/MT)							
FOB China	DX51D+z80, Width 1,000-1,500 mm, thickness 0.5-2mm	-	05 Sep 17.44 IST	\$585	-5	-30	-60
FOB India	Width 900-1250mm, thickness 0.50mm, DX51D+z80, BS EN 10142:2000	-	05 Sep 17.44 IST	\$745	0	0	-55

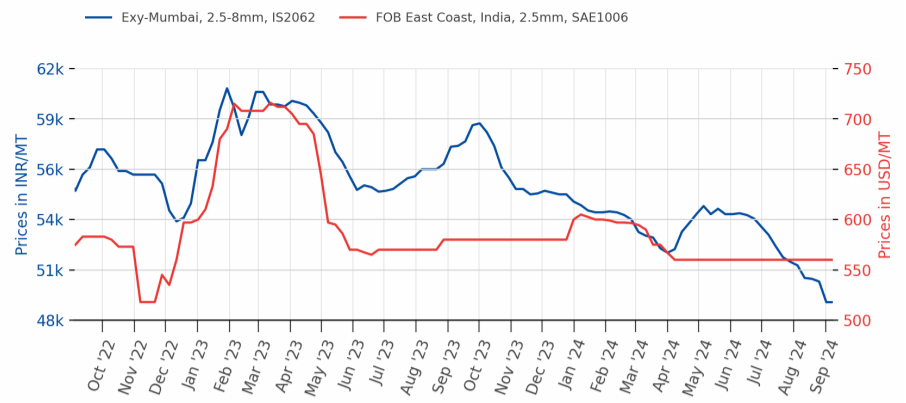
Note:- W-O-W: Week On Week, 1M: Change over last month, 3M: Change over last 3 months

HRC

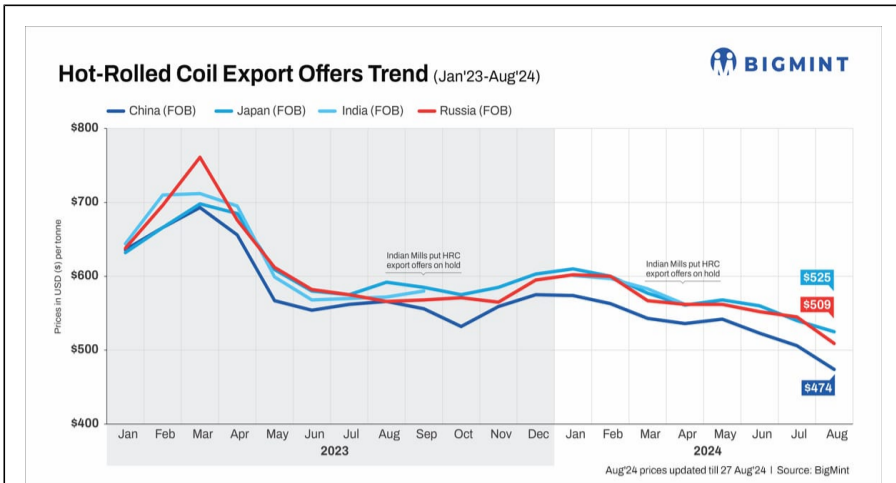


Source:BigMint

Prices of HRC Exy Mumbai/FOB India



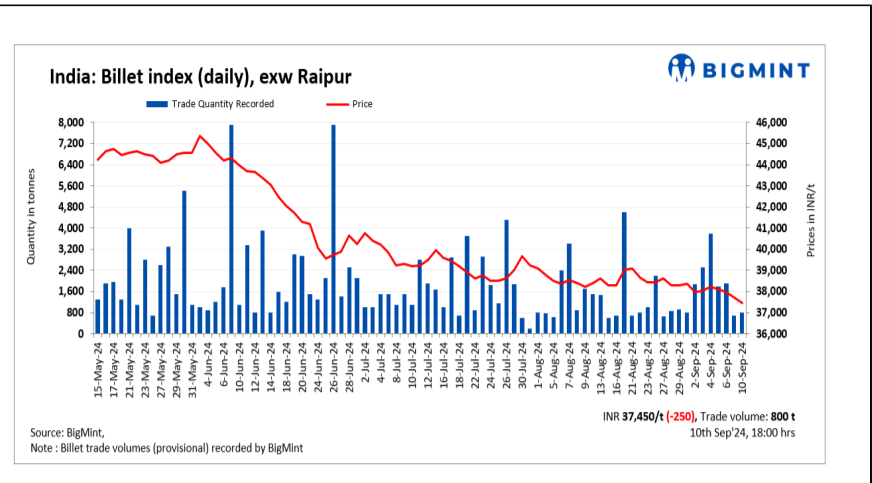
Source:BigMint



Indian HRC export offers to Europe drop w-o-w on weak demand

2024-09-10

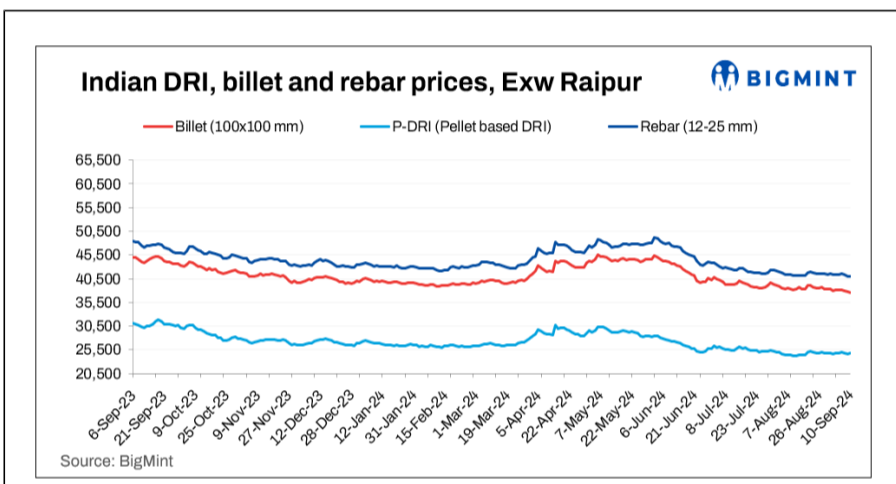
READ MORE



India: BigMint's billet index drops further by INR 250/t d-o-d on weak demand - 10 Sep

2024-09-10

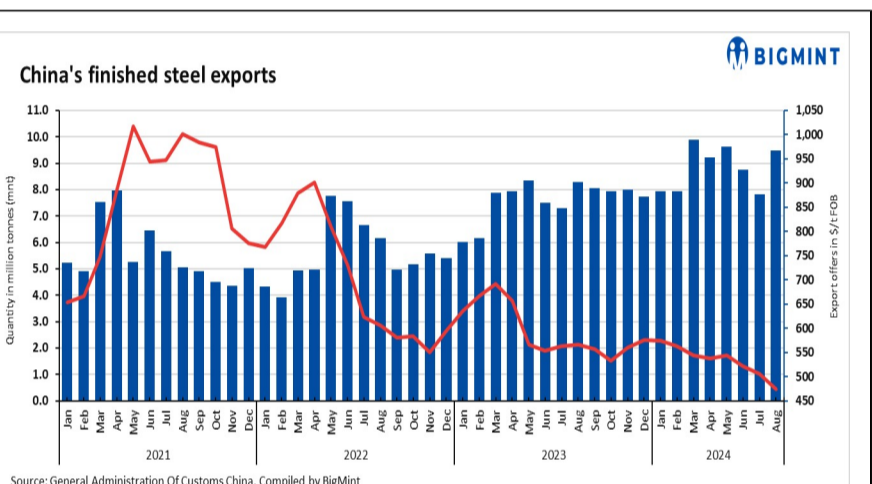
READ MORE



Indian DRI, billet, and rebar update - 10 Sep

2024-09-10

READ MORE



China: Steel exports grow by 15% y-o-y in Aug'24

2024-09-10

READ MORE

BIGMINT

India: Brandwise rebar offers

India's brand-wise rebar offers from BF and IF route mills - 10 Sep

2024-09-10

READ MORE

BIGMINT

India: Daily Trade Sheet for steel & related commodities

BigMint's daily trade sheet - 9 Sep'24

2024-09-10


READ MORE



China's HRC output recovers, prices hit 8-year low

2024-09-10

[READ MORE](#)



Near-term outlook on China's key steel products

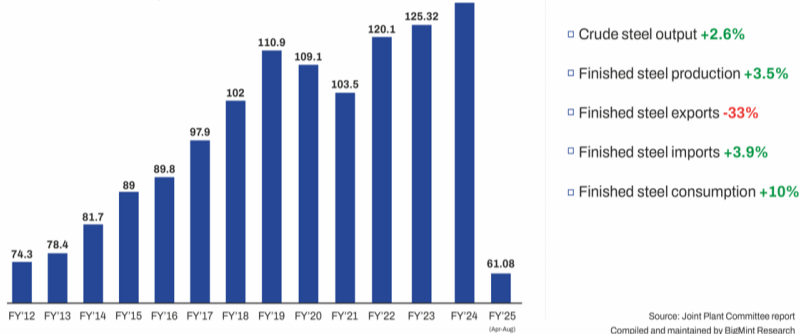
Near-term outlook on China's steel products

2024-09-10

[READ MORE](#)

India steel industry performance in August'24 FY'25 y-o-y basis- Govt data **BIGMINT**

Indian crude steel production trend

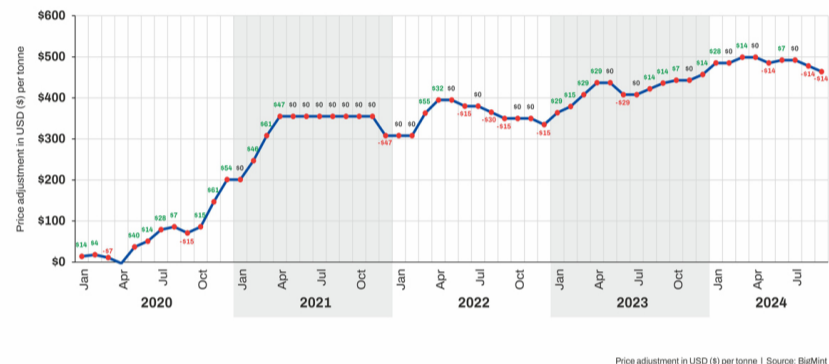


India's steel exports rise over 16% m-o-m in Aug'24, imports register slower growth - JPC

2024-09-10

[READ MORE](#)

China's Baosteel Hot Rolled Coils (HRC) Price Adjustments **BIGMINT**

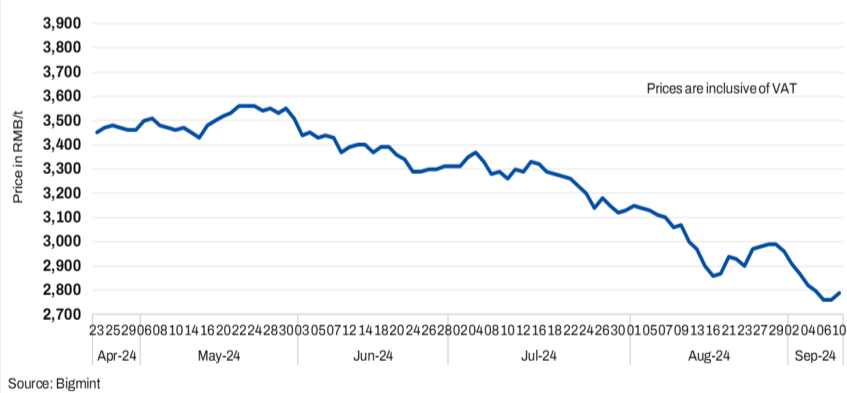


China: Baosteel keeps HRC prices stable for Oct'24 sales

2024-09-10

[READ MORE](#)

China Domestic Billet Price **BIGMINT**

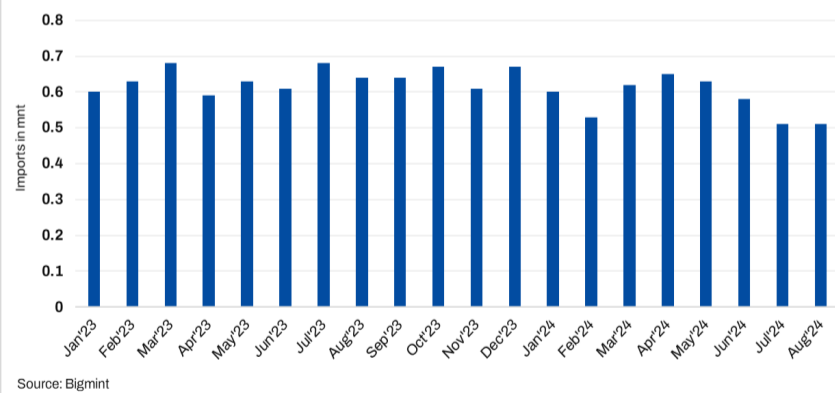


China: Steel billet prices rise by RMB 30/t (\$4/t) d-o-d

2024-09-10

[READ MORE](#)

China Steel Imports **BIGMINT**



China: Steel imports remain stable m-o-m in Aug'24

2024-09-10

[READ MORE](#)

Ferro Alloy

Manganese Ore (India)

Particular/Delivery	Size/Grade	Delivery	As On	Price	Change	1M	3M
Indian prices (in INR/MT)							
MOIL	6-80 mm, Lumps, Mn 46%	Ex-Mines	02 Sep 12.42 IST	22,540	-5,635	NA	NA
	Lumps, Lumps, Mn 44%, Fe 7%	Ex-Mines	02 Sep 12.42 IST	21,561	-5,390	NA	NA
	Lumps, Mn 37%, Fe 7.5%	Ex-Mines	02 Sep 12.42 IST	12,874	-2,272	NA	NA
	6-80 mm, Lumps, Mn 30%	Ex-Mines	02 Sep 12.42 IST	6,322	-1,115	NA	NA

Weekly Assessment, Prices Ex-Mines Basis Including Royalty

Chrome Ore (India)

Particular/Delivery	Size/Grade	Delivery	As On	Price	Change	1M	3M
Indian prices (in INR/MT)							
Ex-Jajpur (OMC-eAuction)	Friable 54%+	Ex-Mines	21 Aug 18.29 IST	38,085	-202	NA	NA
	Friable 52-54%	Ex-Mines	21 Aug 18.29 IST	34,119	+1,935	NA	NA
	Friable 50-52%	Ex-Mines	21 Aug 18.29 IST	24,252	-521	NA	NA
	Lumps, Friable 48-50%	Ex-Mines	21 Aug 18.29 IST	23,721	-424	NA	NA

OMC E-Auction Prices Including Royalty

Silico Manganese (India)

Particular/Delivery	Size/Grade	Delivery	As On	Price	Change	1M	3M
Indian prices (in INR/MT)							
Ex-Durgapur	10-150 mm, LC (Mn 55% min.)	Ex-Works	05 Sep 10.32 IST	83,200	-50	-1,800	-19,300
	10-150 mm, MC (Mn 53% min.)	Ex-Works	05 Sep 10.32 IST	78,000	-200	-2,000	-20,000
	10-50 MM, HC 60-14	Ex-Works	10 Sep 18.38 IST	66,500	-600	-2,525	-14,460
	25-150 mm, HC 60-14	Ex-Works	10 Sep 18.38 IST	66,000	-600	-2,525	-14,460
Ex-Raipur	25-150 mm, HC 60-14	Ex-Works	10 Sep 18.38 IST	66,500	-500	-2,700	-15,240
Ex-Vizag	25-150 mm, HC 60-14	Ex-Works	10 Sep 18.38 IST	66,200	-700	-2,425	-14,820

Weekly Assessment; All Prices are basic; GST @ 18% extra

Ferro Manganese (India)

Particular/Delivery	Size/Grade	Delivery	As On	Price	Change	1M	3M
Indian prices (in INR/MT)							
Ex-Durgapur	10-150 mm, MC (Mn 70% min)	Ex-Works	05 Sep 10.36 IST	101,500	-1,500	-3,500	-18,700
	25-150 mm, HC 70%	Ex-Works	10 Sep 18.32 IST	71,500	-1,300	-3,650	-19,660
Ex-Raipur	25-150 mm, HC 70%	Ex-Works	10 Sep 18.32 IST	71,800	-950	-3,625	-18,780

Weekly Assessment; All Prices are basic; GST @ 18% extra

Ferro Chrome (India)

Particular/Delivery	Size/Grade	Delivery	As On	Price	Change	1M	3M
Indian prices (in INR/MT)							
Ex-Durgapur	10-60 mm, LC 60%	Ex-Works	05 Sep 10.47 IST	219,500	-500	+500	-9,500
Ex-Jajpur	10-150mm, HC 60%, Si- 4%	Ex-Works	06 Sep 10.15 IST	106,600	-1,200	+2,450	-850
	10-150mm, HC 60%, Si - 2%	Ex-Works	05 Sep 10.47 IST	114,500	+1,500	+3,500	-100

Weekly Assessment; All Prices are basic; GST @ 18% extra

Ferro Silicon (India)

Particular/Delivery	Size/Grade	Delivery	As On	Price	Change	1M	3M
Indian prices (in INR/MT)							
Ex-Guwahati	25-150 mm, FeSi 70%	Ex-Works	09 Sep 18.30 IST	88,100	+200	-300	-8,400
Ex-Bhutan	25-150 mm, FeSi 70%	Ex-Works	09 Sep 18.30 IST	88,500	+500	-950	-8,600

Weekly Assessment; All Prices are basic; GST @ 18% extra

Manganese Ore (Global)

Particular/Delivery	Size/Grade	Delivery	As On	Price	Change	1M	3M
Global prices (in USD/MT)							
CNF China	Lumps, Mn 37% (USD/dmtu)	-	07 Sep 11.37 IST	\$3.84 /dmtu	0	-0.31	-2.36
	Lumps, Mn 44% (USD/dmtu)	-	07 Sep 11.37 IST	\$5.96 /dmtu	-0.07	-2.99	-2.29

CNF India	Lumps, Mn 37%, (South African origin) (USD/dmtu)	-	07 Sep 11.37 IST	\$4 /dmtu	0	-0.3	-2.35
	Lumps, Mn 44% (USD/dmtu)	-	07 Sep 11.37 IST	\$6.05 /dmtu	-0.1	-3.05	-2.35
	Lumps, Mn 46%, (USD/dmtu)	-	07 Sep 11.37 IST	\$6.45 /dmtu	-0.15	-3.25	-2.55

Weekly Assessment

Chrome Ore (Global)

Global prices (in USD/MT)							
CNF China	Conc 40-42%, S. Africa	-	10 Sep 17.33 IST	\$300	0	-10	-20
	Conc 46-48%, Turkish	-	10 Sep 17.33 IST	\$415	-5	-10	-20

Weekly Assessment

Silico Manganese (Global)

Global prices (in USD/MT)							
FOB India	25-150 mm, HC 60-14	-	10 Sep 18.34 IST	\$812	-3	-15.25	-245.4
	25-150 mm, HC 65-16	-	10 Sep 18.34 IST	\$914	-14	-49	-293

Weekly Assessment

Ferro Manganese (Global)

Global prices (in USD/MT)							
FOB India	25-150 mm, HC 70%	-	10 Sep 18.40 IST	\$868	-12	-60.5	-243.6
	25-150 mm, HC 75%	-	10 Sep 18.40 IST	\$933	-10	-69	-292.2

Weekly Assessment

Ferro Chrome (Global)

Global prices (in USD/MT)							
CNF China	10-150mm, HC 60% (cents/lb)	-	04 Sep 10.23 IST	¢95 /lb	0	-0.5	-3.5
CNF Japan	10-50mm, HC 60% (cents/lb)	-	04 Sep 10.23 IST	¢100 /lb	0	0	-7
CNF South Korea	10-50mm, HC 60% (cents/lb)	-	04 Sep 10.23 IST	¢99 /lb	0	0	-2

Weekly Assessment

Ferro Silicon (Global)

Global prices (in USD/MT)							
FOB China	10-50 mm, FeSi 75%	-	09 Sep 18.31 IST	\$1,310	0	-5	+30
FOB India	10-50 mm, FeSi 70%	-	09 Sep 18.31 IST	\$1,150	0	+20	-150

Weekly Assessment

India: Silico manganese export prices

— 60-14; FOB India — 65-16; FOB India

Prices in USD/t

Source: BigMint

India: Silico manganese export prices remain under pressure on subdued trades

2024-09-10

[READ MORE](#)

Ferro silicon trades vs index

■ Bhutan trade ■ Guwahati trade — Monthly average prices exw- Guwahati

Quantity in t

Prices in INR/t

INR 88,100/t (+1,450/t w-o-w) exw-Guwahati on 9 Sep

Source: BigMint | Note: Trade volumes recorded by BigMint

India: Ferro silicon prices rise on Meghalaya production cuts, higher Bhutan offers

2024-09-10

[READ MORE](#)

Non Ferrous

Aluminium (India)

Particular/Delivery	Size/Grade	Delivery	As On	Price	Change	1M	3M
Indian prices (in INR/MT)							
Aluminium Extrusion Scrap, Exy-Delhi	6063 & 6061 (Mix)	Ex-Yard	10 Sep 17.17 IST	190,000	0	0	-4,000
Aluminium Utensil Scrap, Exy-Delhi	Loose	Ex-Yard	10 Sep 17.17 IST	180,000	0	0	-6,000
Aluminium Taint Tabor Scrap, Exy-Delhi	Loose	Ex-Yard	10 Sep 17.17 IST	179,000	0	+500	-5,000
Aluminium Tense Scrap, Exy-Delhi	Solid (Loose)	Ex-Yard	10 Sep 17.17 IST	174,000	-1,500	0	-9,000
Aluminium Ingot P1020, Exy-Delhi	Ingot EC Grade 99.70%	Ex-Yard	10 Sep 17.17 IST	233,500	-3,000	+9,500	-16,500
Aluminium Ingot ADC12, Exw-Delhi NCR	Automobile OEM Approved	Exw-Delhi NCR	06 Sep 17.17 IST	218,000	-1,000	-1,000	-5,000
	Non-OEM	Ex-Works	04 Sep 17.15 IST	208,500	-1,500	-500	-6,500
Aluminium Utensil Scrap, Exy-Mumbai	Utensil (Loose)	DAP	10 Sep 17.17 IST	194,000	0	+6,000	+6,000
Aluminium Ingot P1020, Exy-Mumbai	Ingot EC Grade 99.70%	Ex-Yard	10 Sep 17.17 IST	225,000	+1,000	+6,000	-10,000
Aluminium Extrusion Scrap, Exy-Mumbai	6063 (Loose)	Ex-Yard	10 Sep 17.17 IST	204,000	-1,000	+6,000	+4,000
Aluminium Tense Scrap, Exy-Chennai	Solid (Loose)	Ex-Yard	10 Sep 17.17 IST	175,000	-1,500	0	-9,500
Aluminium Ingot ADC12, Exw-Chennai	Automobile OEM Approved	Exw-Chennai	06 Sep 17.25 IST	216,000	-2,000	-2,000	NA
	Non-OEM	Ex-Works	04 Sep 17.15 IST	210,500	-1,500	-500	-5,500

Aluminium (Global)

Particular/Delivery	Size/Grade	Delivery	As On	Price	Change	1M	3M
Global prices (in USD/MT)							
Aluminium Extrusion Scrap, CFR Nhava Sheva, Middle East	6063 (Briquetted)	-	10 Sep 17.06 IST	\$2,330	-40	+60	-100
Aluminium Taint Tabor Scrap, CFR Nhava Sheva, Middle East	Briquetted, Clean	-	10 Sep 17.06 IST	\$2,100	-60	+50	-60
Aluminium Taint Tabor, CFR Nahva Sheva, UK	Cut and sheared 9-10% attachment	-	10 Sep 17.06 IST	\$1,770	-30	+40	-30
Aluminium Taint Tabor, CFR Nahva Sheva, US	HRB, Attachment 3%	-	10 Sep 17.06 IST	\$1,950	-40	+80	-50
Aluminium Talk Scrap, CFR Nhava Sheva, Middle East	Solid (Clean)	-	10 Sep 17.06 IST	\$4,650	+50	+180	-200
Aluminium Talk, CFR Nahva Sheva, US	Solid (Clean)	-	10 Sep 17.06 IST	\$4,850	+35	+160	-240
Aluminium Tense Scrap, CFR Nhava Sheva, Middle East	Attachments 8-9%, Mix	-	10 Sep 17.06 IST	\$1,790	-40	+60	-40
Aluminium Tense, CFR Nahva Sheva, US	Attachments 6-7%	-	10 Sep 17.06 IST	\$1,870	-30	+90	+10
Aluminium Wheel Scrap, CFR Nahva Sheva, UK	Solid (Loose)	-	10 Sep 17.06 IST	\$2,330	-50	+100	-10
Aluminium Zorba 95-5, CFR Nhava Sheva, UK	20 mm, Solid (Shredded)	-	10 Sep 17.06 IST	\$2,070	-10	+120	-60
Silicon Metal, CFR Mundra, China	Grade 553 Si- 98.5%	-	10 Sep 17.06 IST	\$1,690	-30	-50	-350

Copper (India)

Particular/Delivery	Size/Grade	Delivery	As On	Price	Change	1M	3M
Indian prices (in INR/MT)							

Copper Secondary CC Wire Rods, Exw-Delhi	8 mm, Cu 99% min	Ex-works	10 Sep 17.11 IST	777,000	+ 2,000	+ 6,750	- 52,500
Copper Primary CC Wire Rods, Exw-Delhi	8 mm, Cu 99.99%	Ex-works	10 Sep 17.11 IST	805,000	0	+ 3,750	- 52,200
Copper Armature Scrap, Exy-Delhi	Cu 99%	Ex-Yard	10 Sep 17.11 IST	727,000	+ 2,000	- 1,750	- 52,300
Copper Primary CC Wire Rods (CCR), Exy-Mumbai	8 mm, Cu 99.99%	Ex-Yard	10 Sep 17.11 IST	817,000	- 2,000	+ 8,250	- 48,400
Copper Armature Scrap, Exy-Mumbai	Cu - 98%	DAP	10 Sep 17.11 IST	766,000	0	- 1,750	- 46,800
Brass Honey Scrap, Exy-Mumbai	Cu 63% Zn 33%	DAP	10 Sep 17.11 IST	503,000	0	+ 1,250	- 20,400

Zinc (India)

Particular/Delivery	Size/Grade	Delivery	As On	Price	Change	1M	3M
Indian prices (in INR/MT)							
Zinc Special High Grade Ingot, Exw-Delhi	Ingot, Zn 99.99%	Ex-works	10 Sep 17.32 IST	261,000	0	- 5,000	- 7,300
Zinc Special High Grade Ingot, Exy-Mumbai	Ingot, Zn 99.995%	Ex-Yard	10 Sep 17.25 IST	259,000	- 2,000	- 4,500	- 8,800

Lead (India)

Particular/Delivery	Size/Grade	Delivery	As On	Price	Change	1M	3M
Indian prices (in INR/MT)							
Lead Remelted Ingot, Exw-Delhi	Ingot, Pb 99%	Ex-works	10 Sep 17.22 IST	183,000	- 1,000	- 2,000	- 6,000
Lead Primary Ingot, Exw-Delhi	Ingot, Pb 99.99%	Ex-works	10 Sep 17.22 IST	203,000	- 1,000	- 1,500	- 3,600
Lead Primary Ingot, Exy-Mumbai	Ingot, Pb 99.99%	Ex-Yard	10 Sep 17.22 IST	190,000	- 1,000	- 2,750	- 2,800

India: Imported aluminium scrap price trend

Source: BigMint

Particular/Delivery/Region	Price 9/t	W-O-W Change (9/t)
Tense Scrap, CFR Nhava Sheva, Middle East	1,790	-40
Extrusion 6063 Scrap, CFR Nhava Sheva, Middle East	2,330	-40
Zorba 95-5, CFR Nhava Sheva, UK	2,070	-10
Wheel Scrap, CFR Nhava Sheva, UK	2,330	-50
Taint labor, CFR Nahva Sheva, US	1,770	-30
Silicon Metal 553, CFR Mundra, China	1,690	-30

India: Imported aluminium scrap prices see w-o-w drop amid LME downtrend

2024-09-10

[READ MORE](#)

Non-ferrous updates: 10-09-2024

Commodity	LME 3M (\$/t)	%Change	LME Stocks (t)	%Change	MCX (INR/t)	%Change	SHFE (RMB/t)	%Change
Aluminium	2,350	+0.34%	834,850	+0.17%	221,000	+0.05%	19,170	-0.60%
Nickel	15,903	+0.06%	121,656	-0.05%	1,366,000	+0.19%	122,770	-0.85%
Copper	9,097	+1.12%	316,450	-0.35%	790,000	-0.01%	72,120	-0.65%
Zinc	2,731	+0.52%	236,550	-0.77%	255,000	0.00	22,755	+0.07%
Lead	1,953	-0.51%	177,000	-0.30%	181,000	-0.11%	16,590	-1.81%

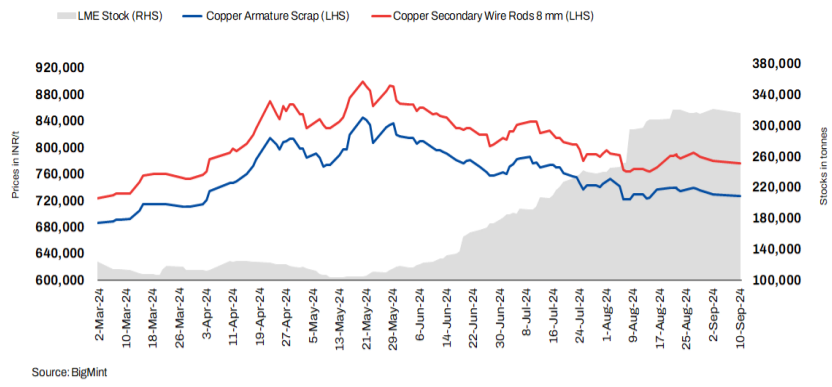
% Change d-o-d basis | Source: LME, MCX, SHFE

Base metals prices on LME witness positive trends, stocks experience outflows

2024-09-10

[READ MORE](#)

India: Copper price trend ex-Delhi

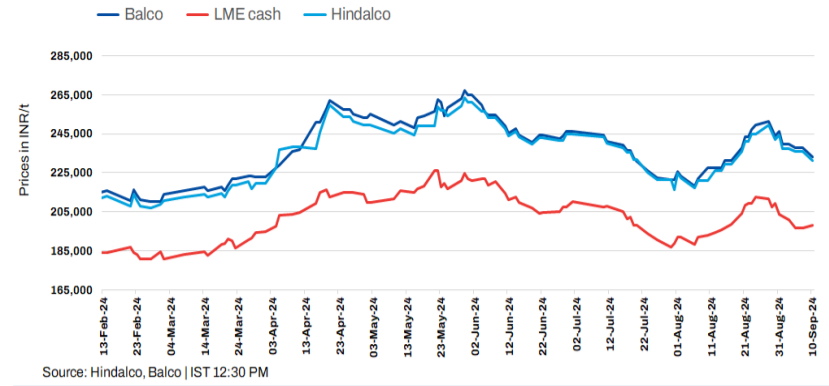


Indian copper prices remain range-bound d-o-d

2024-09-10 19:32:38

[READ MORE](#)

India: Domestic aluminium ingot P1020 vs LME price trend



India: Hindalco, Balco cut aluminium ingot prices by up to INR 4,750/t (\$56/t)

2024-09-10 15:28:30

[READ MORE](#)

India: BigMint's billet index drops further by INR 250/t d-o-d on weak demand - 10 Sep

10 Sep 2024

BigMint's billet index dropped a further INR 250/t today, reaching INR 37,450/tonne (t) exw-Raipur as on 10 September, 2024.

The index continues to experience downward pressure with spot prices decreasing further in response to weak buying activity. The reduction in spot prices was due to weak demand in both the semi-finished and finished steel segments, where transactions have remained weak. Additionally, market conditions in neighbouring regions are exacerbating the situation, contributing to the ongoing weakness and further reduction in prices.

In the finished steel market, rebar prices remained stable today, while wire rod prices inched down by INR 100/t d-o-d. Meanwhile, sponge iron prices in Raipur inched up by INR 50/t.

The conversion spread from sponge iron (PDRI) to billets of the

standalone furnaces in the region was recorded at INR 12,750/t.

Rationale -

This index has been derived based on transactions, offers, bids and indicative price data sets. Transactions are considered as T1 and given a weightage of 50% whereas other data sets are considered as T2 and given a weightage of the balance 50%.

- **Transactions (T1)** - Two trades at INR 37,400/t were recorded during the 2:30 pm to 5:30 pm BigMint trading window and considered for final price calculation as T1 inputs. The average of these transactions was INR 37,400/t which is given a 50% weightage in the final price calculation.
- **Other price indicators - bids/offers/indicative (T2)** - Nine offers were reported in the trading window and considered as T2 inputs. The average price of these nine was INR 37,540/t and given a 50% weightage in the final price calculation.

The final price of billets exw-Raipur was at INR 37,470/t, rounded off to INR 37,450/t exw.

From BigMint Team - While it would be our earnest endeavour, at BigMint, to bring about transparent and unbiased price index reporting, we would request all our readers and subscribers for their feedback and if they could participate in the reporting of more transactions.

For detailed methodology - [click here](#)

India Domestic Raipur Billet Trade Updates - 10 Sep'24						BIGMINT	
Participant	Industry Type	Trade Type	*Price (INR/t)	Delivery	Time of Deal/Call	Data Set	Outlier
P1	Trader	Offer	37,700	EXW	11:38	T2	Yes
P2	Seller	Offer	37,800	EXW	13:02	T2	Yes
P3	Trader	Offer	37,700	EXW	13:04	T2	Yes
P4	Trader	Offer	37,700	EXW	13:15	T2	Yes
P5	Seller	Indicative	37,700	EXW	13:18	T2	Yes
P6	Trader	Offer	37,600	EXW	14:57	T2	No
P7	Seller	Indicative	38,000	FOR	15:22	T2	Yes
P8	Trader	Indicative	37,600	EXW	15:40	T2	Yes
P9	Buyer	Indicative	37,600	EXW	16:36	T2	Yes
P10	Trader	Offer	37,600	EXW	16:41	T2	No
P11	Trader	Indicative	37,600	EXW	16:49	T2	No
P12	Seller	Offer	38,000	EXW	17:17	T2	Yes
P13	Trader	Trade	37,400	EXW	17:23	T1	No
P14	Trader	Trade	37,400	EXW	17:26	T1	No
P15	Trader	Offer	37,400	EXW	17:28	T2	No
P16	Trader	Offer	37,500	FOR	17:28	T2	No

T1 - Trade, T2 - Offer/Bid/Indicative, *Normalized price as per methodology

India Domestic Billet Price Index EXW Raipur

- Credible & Transparent Prices
- Robust Methodology & Rationale
- IOSCO Compliance
- Independent View of the Market
- Enabling Informed Conversations & Negotiations

Global Prices

Global Prices - Region Wise



























Commodity	Particular	Grade/Size	Price	Change	W-O-W	1M	3M
China							
<i>Export</i>							
Billet	FOB China	125*125, BF Grade	NA	NA	NA	NA	NA
TMT (Re-Bar)	FOB China	Commerical	NA	NA	NA	NA	NA
Wire Rod	FOB China	5.5mm	NA	NA	NA	NA	NA
HRC	FOB China	2.5mm	\$450	-15	-15	-30	-70
CRC	FOB China	0.90 mm	\$520	0	0	-35	-75
<i>Import</i>							
Iron Ore	CNF China	Lumps Fe 64/63%, South Africa	\$92	0	-5	-8	-16
Iron Ore	CNF China	Fines Fe 62%, Australia	\$91	-1	-5	-8	-17
Pellets	CNF China	6-20mm, BF Grade	\$115	-8	-8	-8	-6
Coking Coal	CNF China	Premium HCC, Australia	NA	NA	NA	NA	NA
Mill Scale	CNF China	70/68%	NA	NA	NA	NA	NA
FeCr	CNF China	HC 60%	¢95/lb	0	0	-0.5	-3.5
Mn Ore	CNF China	Mn 46% Lumps, Australia	NA	NA	NA	NA	NA
Mn Ore	CNF China	Mn 38%, South Africa	NA	NA	NA	NA	NA
CIS Nations							
<i>Export</i>							
Billet	FOB Black Sea	125*125, BF Grade	\$460	-13	-13	-20	-38
Slabs	FOB Black Sea	Commercial	NA	NA	NA	NA	NA
Pig Iron	FOB Black Sea	Steel Grade	\$382	-6	-6	-10	-38
TMT (Re-Bar)	FOB Black Sea	Commercial	NA	NA	NA	NA	NA
HRC	FOB Black Sea	2.5mm	\$470	-10	-10	-45	-77
CRC	FOB Black Sea	0.90mm	\$575	-15	-15	-45	-70
Japan/Korea							
<i>Export</i>							
HRC	FOB Korea	2.5mm	\$520	-30	NA	0	NA
<i>Import</i>							
FeCr	CNF Japan	HC 60%	¢100/lb	0	0	0	-7

Note:- W-O-W: Week On Week, 1M: Change over last month, 3M: Change over last 3 months, All prices are weekly assessment, Iron Ore are daily assessment

Commodity	Particular	Grade/Size	Price	Change	W-O-W	1M	3M
India							
<i>Export</i>							
Iron Ore	FOB India	Fines, Fe 58/57%	\$50.5	-0.5	-4.5	-5	-6.5
Billet	FOB India	150*150mm	\$490	0	0	0	NA
Pig Iron	FOB India	Steel Grade	NA	NA	NA	NA	NA
HRC	FOB India	2.5mm	\$560	0	NA	NA	NA
CRC	FOB India	0.9mm	\$645	-10	-10	-30	-55
SiMn	FOB India	60/14%	\$812	-3	-7.6	-15.25	-245.4
FeMn	FOB India	HC 75%	\$933	-10	-17	-69	-292.2
FeSi	FOB Bhutan	70-75%	\$1,150	0	0	+20	-150
<i>Import</i>							
Iron Ore	CNF India	Lumps Fe 64%, South Africa	NA	NA	NA	NA	NA
Scrap	CNF India	HMS 1&2 ,Middle East	NA	NA	NA	NA	NA
Scrap	CNF India	Shredded, Europe	\$395	+1	+5	-12.5	-22.6
Coking Coal	CNF India	Premium HCC, Australia	\$197	-3	-13.2	-26	-76.5
Non-Coking Coal	CNF India	RB2 5500 NAR, South Africa	NA	NA	NA	NA	NA
Met Coke	CNF India	62%, China	NA	NA	NA	NA	NA
Pellets	CNF India	6-20mm, BF Grade	NA	NA	NA	NA	NA
Wire Rod	CNF India	5.5mm, China	NA	NA	NA	NA	NA
HRC	CNF India	2.5mm, China	\$480	-15	-15	-40	-72
HRC	CNF India	2.5mm, Korea	\$570	-30	NA	NA	NA
CRC	CNF India	0.90mm, China	\$540	0	0	-35	-75
HR Plate	CNF India	A 36	NA	NA	NA	NA	NA
Mn Ore	CNF India	Mn 38%, South Africa	NA	NA	NA	NA	NA
Europe & US							
<i>Export</i>							
Pig Iron	FOB Brazil	Steel Grade	\$437	0	0	-5	-10
<i>Import</i>							
Scrap	CFR Turkey	HMS (80:20), US	\$370	-1	+3.4	-4.25	-16
HRC	CIF Europe	2.5mm	NA	NA	NA	NA	NA
Middle East & Africa							
<i>Export</i>							
Iron Ore	FoB South Africa	Lumps, Fe 64/63%	NA	NA	NA	NA	NA
Non Coking Coal	FoB South Africa	RB2 5500 NAR	NA	NA	NA	NA	NA
<i>Import</i>							
Billet	CNF Dubai	125*125, China	NA	NA	NA	NA	NA
HRC	CNF Dubai	2.5mm, China	\$490	-10	-10	-37	-73

Note:- W-O-W: Week On Week, 1M: Change over last month, 3M: Change over last 3 months, All prices are weekly assessment, Iron Ore are daily assessment

LIVE TENDERS

COMPANY	TYPE	GRADE	QUANTITY	EXPIRY DATE	LOCATION	VIEW
Aluminium						
Yantra India Limited	Sell	Aluminum Alloy Dross	250 MT	11 Sep, 2024	 Nagpur, Maharashtra, India	VIEW
Billet/Ingot/Slab						
RINL	Sell	Bloom 150X150	30,000 MT	12 Sep, 2024	 Visakhapatnam, Andhra Pradesh, India	VIEW
RINL	Sell	Bloom	609 MT	13 Sep, 2024	 Visakhapatnam, Andhra Pradesh, India	VIEW
RINL	Sell	Bloom	1,560 MT	14 Sep, 2024	 Vishakhapatnam, Andhra Pradesh, India	VIEW
Ferro Chrome						
SAIL	Buy	Ferro Chrome	4,200 MT	17 Sep, 2024	 Salem, Tamil Nadu, India	VIEW
BHEL	Buy	Ferro Chrome	300 MT	12 Sep, 2024	 Haridwar, Uttarakhand, India	VIEW
Ferro Manganese						
SAIL	Buy	Ferro Manganese	1,300 MT	18 Sep, 2024	 Bokaro, Jharkhand, India	VIEW
Arcelor Mittal	Buy	High Carbon Ferro Manganese	5,000 MT	12 Sep, 2024	 Hazira, Gujarat, India	VIEW
Ferro Molybdenum						
Arcelor Mittal	Buy	Ferro Molybdenum	40 MT	16 Sep, 2024	 Hazira, Gujarat, India	VIEW
Ferro Silicon						
NMDC	Buy	Ferro Silicon	3,283 MT	20 Sep, 2024	 Jagdalpur, Chattisgarh, India	VIEW
Fines/Lumps						
Director of Mines & Geology	Services	Iron Ore Blocks	3 Nos	04 Oct, 2024	 Goa, Goa, India	VIEW
Vedanta Limited	Sell	Iron Ore Lumps	10,000 MT	11 Sep, 2024	 Chitradurga, Karnataka, India	VIEW
NMDC	Sell	Iron Ore Lumps Fe: 65.5%	8,000 MT	13 Sep, 2024	 Dantewada, Chattisgarh, India	VIEW
NMDC	Sell	Iron Ore Fines & Lumps	86,000 MT	17 Sep, 2024	 Dantewada, Chattisgarh, India	VIEW
NMDC	Sell	Baila ROM Fe:65.5%	43,000 MT	17 Sep, 2024	 Dantewada, Chattisgarh, India	VIEW
Melting Scrap						
Mahindra & Mahindra	Sell	Melting Scrap	453 MT	13 Sep, 2024	 Mohali, Punjab, India	VIEW
NINL	Sell	Rejected & Scrap TMT	600 MT	11 Sep, 2024	 Kalinga Nagar, Odisha, India	VIEW
Indian Oil	Sell	Melting Scrap	884 MT	13 Sep, 2024	 Kandla, Gujarat, India	VIEW
HMCL	Sell	Melting Scrap	440 MT	12 Sep, 2024	 Haridwar, Uttarakhand, India	VIEW
Poshs Cinoti Pvt. Ltd	Sell	Melting Scrap-CR HR Punching	590 MT	12 Sep, 2024	 Pune, Maharashtra, India	VIEW
NMDC	Sell	Pit Iron	5,000 MT	12 Sep, 2024	 Jagdalpur, Chattisgarh, India	VIEW
RINL	Sell	Melting Scrap	1,500 MT	12 Sep, 2024	 Vishakhapatnam, Andhra Pradesh, India	VIEW
RINL	Sell	Melting Scrap	500 MT	12 Sep, 2024	 Visakhapatnam, Andhra Pradesh, India	VIEW
Yantra India Limited	Buy	Ferrous Scrap	982 MT	01 Oct, 2024	 Ghaziabad, Uttar Pradesh, India	VIEW
Non Coking						
Minas de Benga Lda	Services	Non Coking Coal	1 Nos	16 Sep, 2024	 Maputo, Mozambique	VIEW
NTPC	Sell	Coal Mill Reject	15,000 MT	12 Sep, 2024	 Aurangabad, Bihar, India	VIEW

COMPANY	TYPE	GRADE	QUANTITY	EXPIRY DATE	LOCATION	VIEW
APMDC	Sell	Non Coking Coal G7	100,000 MT	12 Sep, 2024	 Vijayawada, Andhra Pradesh, India	VIEW
NTPC	Buy	Non Coking Coal	500,000 MT	26 Sep, 2024	 Solapur, Maharashtra, India	VIEW
NTPC	Buy	Non Coking Coal	500,000 MT	26 Sep, 2024	 Bijapur, Karnataka, India	VIEW
NTPC	Buy	Non Coking Coal	500,000 MT	26 Sep, 2024	 Nagpur, Maharashtra, India	VIEW
NTPC	Buy	Non Coking Coal	500,000 MT	26 Sep, 2024	 Aurangabad, Maharashtra, India	VIEW
NTPC	Buy	Non Coking Coal	500,000 MT	26 Sep, 2024	 Visakhapatnam, Andhra Pradesh, India	VIEW
NTPC	Buy	Non Coking Coal	500,000 MT	26 Sep, 2024	 Hyderabad, Telangana, India	VIEW
Pig Iron						
SAIL	Sell	Pig Iron	14,550 MT	11 Sep, 2024	 Bokaro, Jharkhand, India	VIEW
SAIL	Sell	Pig Iron	1,000 MT	13 Sep, 2024	 Rourkela, Odisha, India	VIEW
Used Plants And Machines						
AssamIndustrialDevelopmentCorporationLimited	Sell	Used Plant & Machines	1 Nos	20 Sep, 2024	 Guwahati, Assam, India	VIEW

[View All](#)



Formerly SteelMint / CoalMint

Contact:

info@bigmint.co

+91 97700 56666

Disclaimer: BigMint has taken due care and caution in compilation of content. Information is just for reference not intended for trading purpose or to address your particular requirement. The content includes facts, views and opinions are of individuals and not that of the BigMint management. We and our content licensors do not guarantee or warrant the accuracy, completeness or timeliness of, or otherwise endorse these views, and opinions. BigMint and its affiliates, or their employees, directors or agents shall not be liable or responsible for any loss or costs or any action whatsoever arising out of use or relying on the spot prices disseminated.