



BIGMINT

Formerly SteelMint / CoalMint

Issue 1260,

Daily Steel Report

HIGHLIGHTS

12 Aug 2024, Mon

[Intel & Insights](#)

[Snap Shot - Global Prices \(USD/MT\)](#)

[Snap Shot - Indian Domestic Prices \(INR/MT\)](#)

[Iron Ore](#)

[Coal](#)

[Scrap & Metallics](#)

[Steel](#)

[Ferro Alloy](#)

[Non Ferrous](#)

[India Domestic Billet Index](#)

[Global Prices - Region Wise](#)

[Live Tenders](#)

INDIA

Iron Ore

India: Iron ore concentrate prices drop further by INR 50/t in recent deal [READ MORE >](#)

India: Odisha iron ore fines index marginally fall amid weakening steel market sentiments [READ MORE >](#)

India: NMDC to auction over 113,000 t of iron ore from Chhattisgarh [READ MORE >](#)

BigMint's Daily Trade Sheet - 9 Aug'24 [READ MORE >](#)

Scrap & Metallics

India: Mill scale prices remain largely stable in key markets [READ MORE >](#)

Weekly round-up: Global ferrous scrap market struggles with weak demand, falling prices [READ MORE >](#)

India: Melting scrap prices remain firm d-o-d in Alang [READ MORE >](#)

Steel

Weekly round-up: Indian flat steel prices range-bound, semis remain volatile [READ MORE >](#)

India: RINL floats 30,000 t bloom export tender [READ MORE >](#)

Weekly round up: Global billet market witnesses weak market sentiment amid falling prices [READ MORE >](#)

India: ERW patra pipe prices drop INR 1,000/t w-o-w [READ MORE >](#)

India: Finished steel imports rise over 18% m-o-m in July 2024 - JPC [READ MORE >](#)

India: Spate of anti-dumping duties to impact HRC exports. What lies ahead? [READ MORE >](#)

Ferro Alloy

India's imported manganese ore prices stable w-o-w, South African lumps drift lower [READ MORE >](#)

Weekly round-up: Ferro alloys prices reflect mixed trends amid market uncertainties [READ MORE >](#)

Non Ferrous

Weekly round-up: Global, domestic base metal markets show diverging trends w-o-w, copper stocks surge 20% [READ MORE >](#)

India: Balco raises aluminium ingot prices by INR 5,500/t (\$65/t) [READ MORE >](#)

CHINA

China weekly: Steel prices fall w-o-w amid softening SHFE futures [READ MORE >](#)

China: Baosteel cuts HRC prices by \$14/t m-o-m for Sep'24 [READ MORE >](#)

China: Stainless steel output, trade show strong growth in H1CY'24 [READ MORE >](#)

SOUTH ASIA

Nepal: Rebar offers remain flat w-o-w amid low trade [READ MORE >](#)

AMERICAS

US: Ferrous scrap exports down 15% y-o-y in H1CY'24 on bearish demand in neighbouring countries [READ MORE >](#)

India: Spate of anti-dumping duties to impact HRC exports. What lies ahead?

Aug 10, 2024 09:09

EU, Vietnam Turkiye launch dumping probes Shipments to EU top India's HRC exports chart Indian HRC market may remain under pressureMorning Brief: In recent worrying developments for India, and what is proving to be a growing protectionist

stance across the globe, two economies -- the EU and Vietnam -- have initiated anti-dumping investigations on hot rolled coil (HRC) imports from some key countries, including India, and a third (Turkiye) has already slapped pro

Continued

SNAP SHOT - GLOBAL PRICES (USD/MT)

Commodity	Particular	Size,Grade	As on	Price	Change	1M	3M
Iron Ore Fines ¹	China Imports	Fines, Fe 62%	09 Aug 10.57 IST	\$99	-2	-9	-18
Iron Ore ¹	Indian Imports	Lumps, Fe 64%	07 Aug 15.34 IST	\$113	+4	-10	-11
Pellets (Brazil) ²	China Imports	6-20 mm, Fe 65%	07 Aug 15.15 IST	\$123	+4	-6	-8
Pellets (India) ²	China Imports	6-20 mm, Fe 63%	09 Aug 19.12 IST	\$106	-4.5	-9.5	-13
Coking ²	Australia Exports	Premium HCC	09 Aug 11.08 IST	\$215	0	-37.6	-25
Non Coking ²	India Imports	RB2 , S.Africa	09 Aug 13.25 IST	\$110	0	+1.2	-3.4
Graphite Electrode ²	China Exports	600mm, UHP	08 Aug 18.10 IST	16,050 RMB/t	0	-100	-1,800
Scrap ²	India Imports	Shredded	09 Aug 18.41 IST	\$415	0	+2.6	-12.25
Scrap ²	Turkey Imports	HMS 80:20	09 Aug 18.41 IST	\$381	0	-9	+1.75
Scrap ²	Pakistan Imports	Shredded	09 Aug 18.41 IST	\$420	0	-6	-2.25
Scrap ²	Bangladesh Imports	Shredded	09 Aug 18.41 IST	\$424	-5	0	-0.75
Scrap (Ship Breaking) ²	India Imports	Containers	06 Aug 11.18 IST	\$530	0	-30	NA
Billet ²	India Exports	150*150, 3SP/4SP	09 Aug 18.36 IST	\$490	0	NA	NA
Billet ²	Russia Exports	130*130, 3SP	09 Aug 18.36 IST	\$485	0	-15	-20
Billet ²	Iran Exports	130*130, 3SP	09 Aug 18.36 IST	\$470	0	-8	-8
Billet ²	Philippines Import	150*150, 3SP	09 Aug 18.34 IST	\$480	-5	-15.5	-45
Sponge Iron ²	India Exports	-	-	-	-	-	-
Pig Iron ²	Russia Exports	Steel Grade	10 Aug 10.52 IST	\$392	-13	-23	-18
HRC ²	China Exports	3-12mm, SS400	06 Aug 18.24 IST	\$495	0	-15	-50
Wire Rod ²	Nepal Import	5.5-6.0mm, Commercial Grade	10 Aug 13.24 IST	\$530	-5	-8	-65
HRC ²	India Exports	2.5 mm, SAE1006	23 Apr 18.30 IST	\$560	0	-15	-40
HRC ²	South Korea Exports	1.6-2.5mm, SAE 1006	16 Jul 18.34 IST	\$550	-20	NA	-15
HRC (China) ²	Vietnam Imports	2-3mm, SAE 1006	06 Aug 18.29 IST	\$510	-10	-20	-55
HRC (China) ²	Dubai Imports	2-3mm, SAE 1006	06 Aug 18.29 IST	\$510	-10	-20	-55
CRC ²	India Exports	0.9 mm, IS 513 Gr.O	07 Aug 19.08 IST	\$675	0	-5	-25
CRC ²	China Exports	0.90mm, SPCC	07 Aug 19.08 IST	\$555	-5	-15	-60
HR Plate ²	China Exports	5-10mm, SS 400	07 Aug 19.07 IST	\$525	0	-10	-30
GP ²	China Exports	DX51D+z80, Width 1,000-1,500 mm, thickness 0.5-2mm	08 Aug 18.09 IST	\$615	0	-15	-45
Silico Manganese ²	India Exports	25-150 mm, HC 65-16	09 Aug 18.51 IST	\$965	-2	-75.6	-269.8
Ferro Chrome ²	China Import	10-150mm, HC 60%	07 Aug 10.13 IST	¢95.5 /lb	-0.5	-2.5	-3.5
Manganese Ore ²	India Imports	Lumps, Mn 37%,	10 Aug 10.47 IST	\$4.3 /dmtu	-0.15	-1	-2.1
Ferro Manganese ²	India Exports	25-150 mm, HC 75%	09 Aug 18.47 IST	\$990	0	-76.2	-244.4
Ferro Silicon ²	Bhutan Exports	10-50 mm, FeSi 70%	05 Aug 18.32 IST	\$1,130	-70	-85	-156

1-Daily Assessment, 2-Weekly Assessment, 3-Monthly Assessment, W-O-W:Week On Week, 1M: Change over last month, 3M: Change over last 3 months

India's imported manganese ore prices stable w-o-w, South African lumps drift lower

Aug 10, 2024 14:06

Weak export demand, logistic challenges delaying ore volumes Eramet maintains firm stance on ore prices South32 cuts prices for low-grade for September Weekly cargo arrivals plunge by 40% w-o-w India's imported manganese ore

market remains steady w-o-w In the week ending 9 August 2024, India's imported manganese ore market remained stable despite ongoing challenges such as weak alloy exports, container shortages, and high ocean freight costs. L

Continued

SNAP SHOT - INDIAN DOMESTIC PRICES (INR/MT)

Commodity	Particular	Size, Grade	As on	Price	Change	1M	3M
Fines/lumps ²	Iron Ore Index	5-18 mm, Fe 63%, DR Grade	10 Aug 14.06 IST	5,800	-150	-550	-1,200
Fines/lumps ²	Iron Ore Index	0-10 mm, Fe 63%	10 Aug 14.08 IST	4,650	-50	-100	-750
Iron Ore ³	NMDC	6-40 mm, Fe 65.5%	07 Aug 11.13 IST	5,350	NA	NA	-1,100
Iron Ore ³	NMDC	0-10 mm, Fe 64%	07 Aug 11.05 IST	4,610	NA	NA	-1,000
Pellets ²	Raipur	6-20 mm, Fe 63%,	09 Aug 18.53 IST	9,100	0	-150	-1,550
Pellets ²	Bellary	6-20 mm, Fe 63%	09 Aug 18.53 IST	9,650	-150	-300	-900
Met Coke ²	Ex-India (East)	25-90 mm, Blast Furnace-grade	07 Aug 17.23 IST	34,800	0	0	+1,300
Graphite Electrode ³	Ex-India	600mm, UHP	24 Jun 19.11 IST	325,000	0	0	0
Mill Scale ²	FoR-Kandla	Fines, Fe 70/68%	10 Aug 13.54 IST	6,750	-50	+50	-750
Hms ¹	Ex-Mumbai	HMS	10 Aug 13.34 IST	32,500	-200	0	-3,500
Hms ¹	Ex-Alang	HMS	10 Aug 13.34 IST	33,300	0	-2,500	-5,500
Pig Iron ¹	Ex-Durgapur	Steel Grade	10 Aug 13.27 IST	36,800	0	-1,000	-5,450
Pig Iron ¹	Ex-Ludhiana, Foundary	Foundry Grade	10 Aug 13.25 IST	43,800	0	+800	-2,700
Sponge Pellet ¹	Ex-Raipur	Lumps, FeM 80%, +/-1	10 Aug 13.39 IST	24,300	+100	-1,300	-5,150
Billet ¹	Ex-Mumbai	100x100mm, IS 2831	10 Aug 13.33 IST	41,000	-300	-700	-6,500
Billet ¹	Ex-Raipur	100x100mm, IS 2831	10 Aug 13.33 IST	38,300	+100	-1,050	-6,200
TMT (Re-Bar) Secondary mills ¹	Ex-Mumbai	12-25mm, IF Route, Fe 500, IS 1786	10 Aug 13.32 IST	45,000	0	-1,800	-8,200
TMT (Re-Bar) Secondary mills ¹	Ex-Delhi/NCR	12-25mm, IF Route, Fe 500, IS 1786	10 Aug 13.32 IST	45,500	-100	-1,000	-5,200
TMT (Re-Bar) ²	Ex-Mumbai	12-32mm, BF Route, IS 1786 Fe 500D	09 Aug 17.33 IST	50,300	-500	-4,000	-8,400
Structure ¹	Ex-Mumbai	40x40 Angle, IF Route, IS 2062/2011 E-250 Gr A	12 Aug 10.28 IST	48,400	0	-800	-5,300
Wire Rod ¹	Ex-Raipur	5.5 mm, SWRY 14 LC Gr 3, Induction route	10 Aug 13.22 IST	42,100	-100	-1,400	-5,900
HRC ²	Ex-Delhi	2.5-8mm / CTL, IS2062, Gr E250 Br.	09 Aug 17.56 IST	50,900	-100	-1,800	-3,700
HRC ²	Ex-Mumbai	2.5-8mm / CTL, IS2062, Gr E250 Br.	09 Aug 17.56 IST	51,000	-100	-1,750	-2,900
CRC ²	Ex-Delhi	0.90mm / CTL, IS 513, CR1	09 Aug 18.04 IST	58,400	-100	-2,700	-2,550
CRC ²	Ex-Mumbai	0.90mm / CTL, IS 513, CR1	09 Aug 18.04 IST	58,200	+100	-1,400	-2,950
HR Plate ²	Ex-Mumbai	5-10mm, Gr E250 Br.	07 Aug 18.07 IST	51,500	-100	-2,800	-3,000
GP ²	Ex-Mumbai	0.8mm / CTL, 120 GSM, IS277	08 Aug 18.46 IST	62,400	0	-1,100	-2,500
Silico Manganese ²	Ex-Raipur	25-150 mm, HC 60-14	09 Aug 18.54 IST	69,000	0	-2,880	-22,280
Ferro Manganese ²	Ex-Raipur	25-150 mm, HC 70%	09 Aug 18.40 IST	75,100	+300	-5,180	-17,950
Ferro Chrome ²	Ex-Jajpur	10-150mm, HC 60%, Si- 4%	09 Aug 10.12 IST	103,400	-1,500	-6,625	-3,150
Manganese Ore ²	Ex Balaghat, MOIL	Lumps, Mn 37%, Fe 7.5%	01 Aug 13.27 IST	15,146	-5,601	-5,601	NA
Chrome Ore ²	Ex-Odisha OMC, E-auction	Lumps, Friable 48-50%	20 Jul 12.17 IST	24,145	-641	-641	NA

*Basic Price GST @ 18% extra

1-Daily Assessment, 2-Weekly Assessment, 3-Monthly Assessment, W-O-W: Week On Week, 1M: Change over last month, 3M: Change over last 3 months

Iron Ore

Iron Ore (India)

Particular/Delivery	Size/Grade	Delivery	As On	Price	Change	1M	3M
Indian prices (in INR/MT)							
Odisha Iron Ore Index	0-5mm, Fe 57%	Ex-mines	08 Aug 18.00 IST	2,700	0	-100	-550
	5-18 mm, Fe 63%, DR Grade	Ex-mines	10 Aug 14.06 IST	5,800	-150	-550	-1,200
	10-30mm, Fe 63%, BF Grade	Ex-mines	10 Aug 14.06 IST	5,050	0	-450	-1,050
	0-10 mm, Fe 63%	Ex-mines	10 Aug 14.08 IST	4,650	-50	-100	-750
	0-10mm, Fe 60%	Ex-mines	10 Aug 14.06 IST	3,850	-100	+50	-600
	0-10mm, Fe 62%	Ex-mines	10 Aug 14.06 IST	4,450	-50	-50	-550
	5-18 mm, Lumps, Fe 60%	Ex-mines	10 Aug 14.06 IST	5,100	0	-300	-1,000
	10-30 mm, lumps, Fe 60%	Ex-mines	10 Aug 14.06 IST	4,600	0	-300	-900
OMC Daitari	0 -5 mm, Fe 62-64%	Ex-Mines	20 Jul 18.53 IST	4,800	-950	-950	-500
	10-40 mm, Fe 62%	Ex-Mines	20 Jul 12.41 IST	5,060	-700	-700	-940
OMC Kurmitar (Koira)	0 -5 mm, Fe 62-60%	Ex-Mines	20 Jul 12.41 IST	4,100	0	0	-500
	10-40 mm, Fe 62%	Ex-Mines	20 Jul 12.41 IST	5,000	-550	-550	-1,200
OMC Gandhamardan	0 -5 mm, Fe 62-60%	Ex-Mines	20 Jul 12.41 IST	4,250	+200	+200	-300
	10-40 mm, Fe 62%	Ex-Mines	20 Jul 12.41 IST	4,700	-250	-250	-1,300
OMC Guali	Fines -5 mm, Fe 60-62%	Ex-mines	20 Jul 12.41 IST	4,400	-150	-150	-700
	5-18 mm, Fe 62%	Ex-mines	20 Jul 12.41 IST	5,255	-350	-350	-795
OMC Jilling	Fines -5 mm, Fe 60-62%	Ex-mines	20 Jul 12.41 IST	4,500	-150	-150	-850
	5-18 mm, Fe 62%	Ex-mines	20 Jul 12.41 IST	5,850	-300	-300	-1,850
NMDC, Chhattisgarh	0 -10 mm, Fe 64%	F.O.R Siding	07 Aug 11.05 IST	4,610	NA	NA	-1,000
	10-40 mm, Fe 67%, DR CLO	F.O.R Siding	07 Aug 11.05 IST	6,420	NA	NA	-1,100
	10-150 mm, Fe 65.5%	F.O.R Siding	07 Aug 11.05 IST	5,320	NA	NA	-1,130
	6-40 mm, Fe 65.5%	F.O.R Siding	07 Aug 11.13 IST	5,350	NA	NA	-1,100
Chandrapur, Maharashtra	0-10mm, Fe 63%	FoR Ballarshah	09 Aug 15.42 IST	6,100	0	0	+600
Ex-Bellary	0-10 mm, Fe 62%	Ex-Mines	08 Aug 18.15 IST	4,500	-600	-700	-1,200
	0-10 mm, Fe 57%	Ex-Mines	08 Aug 18.15 IST	2,700	-400	-550	-600
Karnataka e-auction	Lumps 10-20mm, Fe 63%	Ex-Mines	30 Jun 17.14 IST	4,700	-150	-150	-250
	Fines 0 -5 mm, Fe 60%	Ex-Mines	30 Jun 17.14 IST	3,700	0	0	-750

Pellets (India)

Indian prices (in INR/MT)							
Ex-Barbil	6-20 mm, Fe 63%, (+/- 0.5%)	FOR Siding	09 Aug 18.53 IST	7,200	-100	-325	-1,500
Ex-Durgapur	6-20 mm, Fe 63%, (+/- 0.5%)	Ex-Works	09 Aug 18.53 IST	7,900	-200	-500	-1,800
Ex-Jamshedpur	6-20 mm, Fe 63%	Ex-Works	06 Aug 18.55 IST	8,050	-50	-150	-1,250
Ex-Jharsugda	6-20 mm, Fe 63%, (+/- 0.5%)	Ex-Works	09 Aug 18.53 IST	7,800	0	-300	-1,400
Ex-Raipur	6-20 mm, Fe 63%, (+/- 0.5%)	Ex-Works	09 Aug 18.53 IST	9,100	0	-150	-1,550
Ex-Kandla	6-20 mm, Fe 64/63%	DAP	09 Aug 18.53 IST	10,300	-400	-1,000	-1,600
Ex-Bellary	6-20 mm, Fe 63%	Ex-Works	09 Aug 18.53 IST	9,650	-150	-300	-900

Weekly Assessment, GST @ 5% extra., Barbil and Kandla - Prices Loaded to Wagons

Concentrates (India)

Indian prices (in INR/MT)							
Ex-Jabalpur	-45 micron, Fe 63%	Ex-works	10 Aug 13.51 IST	4,000	-50	-250	-600

Iron Ore (Global)

Global prices (in USD/MT)							
CNF China	Fines, Fe 61.5% (Australia Origin)	-	09 Aug 10.57 IST	\$97	-2	-9	-18
CNF China	Fines, Fe 62% (Australia Origin)	-	09 Aug 10.57 IST	\$99	-2	-9	-18
CNF China	Fines, Fe 62.5% (Brazil Origin)	-	09 Aug 15.45 IST	\$102	-1	-9	-18
CNF China	Fines, Fines 63/62% (India origin)	-	09 Aug 15.45 IST	\$92	-1	-4	-10
CNF China	Lumps, Fe 64/63% (South Africa Origin)	-	09 Aug 15.45 IST	\$100	-2	-9	-17
CNF China	Lumps, USD/dmtu	-	09 Aug 10.57 IST	\$0.17	0	-0.0255	+0.05
CNF China	Fines, Fe 55% (India Origin)	-	08 Aug 17.57 IST	\$64	-1	-2.5	-10.5

CNF China	Fines, Fe 56% (India Origin)	-	08 Aug 17.57 IST	\$67	-1	-2.5	-10.5
CNF China	Fines, Fe 57% (India origin)	-	08 Aug 17.57 IST	\$70	-1	-2.5	-10.5
CNF India	Lumps, Fe 64% (South Africa origin)	-	07 Aug 15.34 IST	\$113	+4	-10	-11
FOB India	Fines, Fe 57% (India origin)	-	08 Aug 17.55 IST	\$57	-1.5	-2	-8

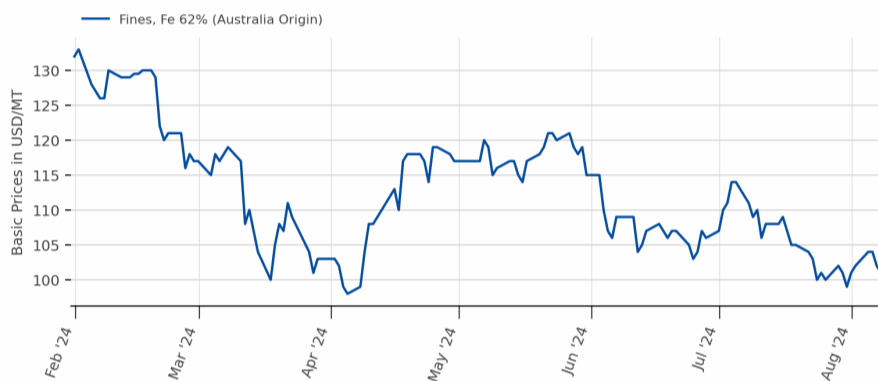
Prices on DMT basis (Daily Assessment) , India- Single Port Loading , FOB prices including demurrage , June to November: Moisture@ 10% , December to May: Moisture@ 8% , Or, actual moisture as per cargo certificate submitted by shipper to be adjusted

Pellets (Global)

Global prices (in USD/MT)							
CNF China	6-20 mm, Fe 63% (India Origin)	-	09 Aug 19.12 IST	\$106	-4.5	-9.5	-13
	6-20 mm, Fe 65% (Brazil Origin)	-	07 Aug 15.15 IST	\$123	+4	-6	-8
FOB India	6-20 mm, Fe 63%	-	09 Aug 19.14 IST	\$93	-4.5	-9	-10.5
	5-20mm, Fe 63%	-	09 Aug 15.15 IST	\$7.1	+0.6	-0.35	+3.2
CNF China	6-20mm	-	09 Aug 15.15 IST	\$16.6	+0.3	+0.6	+5.05

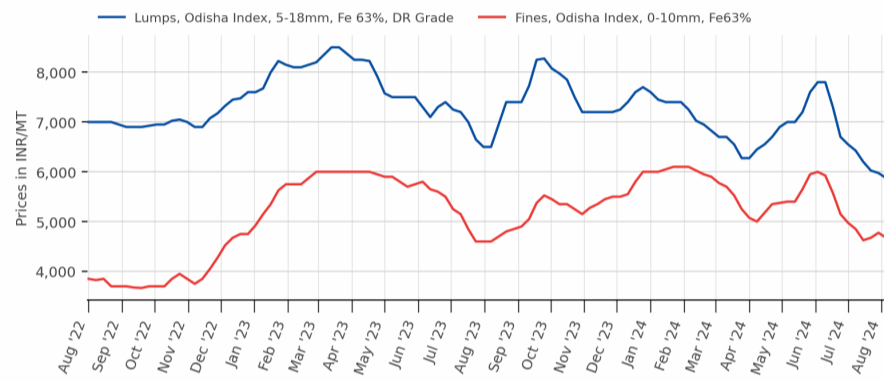
Note:- W-O-W: Week On Week, 1M: Change over last month, 3M: Change over last 3 months

Iron Ore Fines, CNF Rizhao China



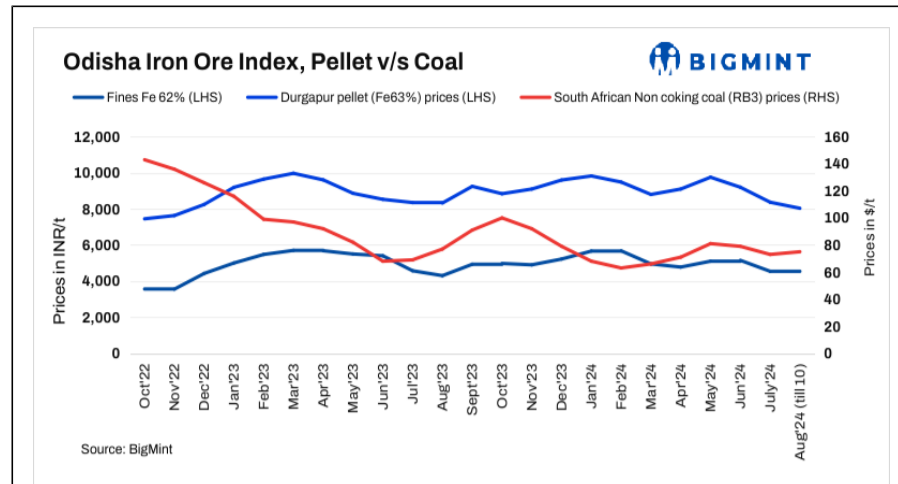
Source:BigMint

Odisha Iron Ore Price Index (Lumps & Fines)



Source:BigMint

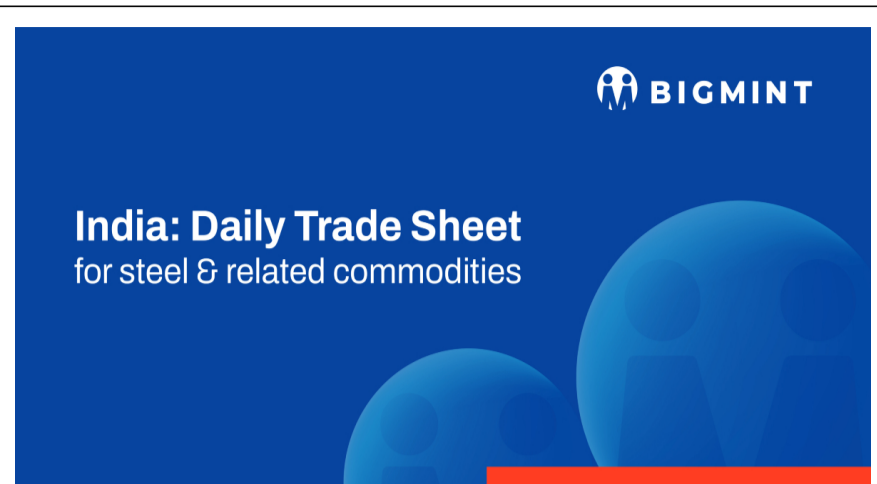
Iron Ore News



India: Odisha iron ore fines index marginally fall amid weakening steel market sentiments

2024-08-10

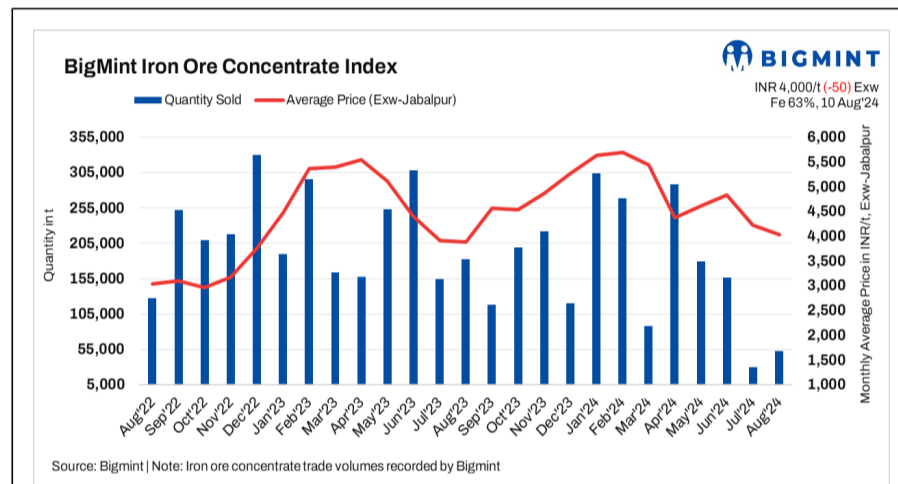
[READ MORE](#)



BigMint's Daily Trade Sheet - 9 Aug'24

2024-08-10

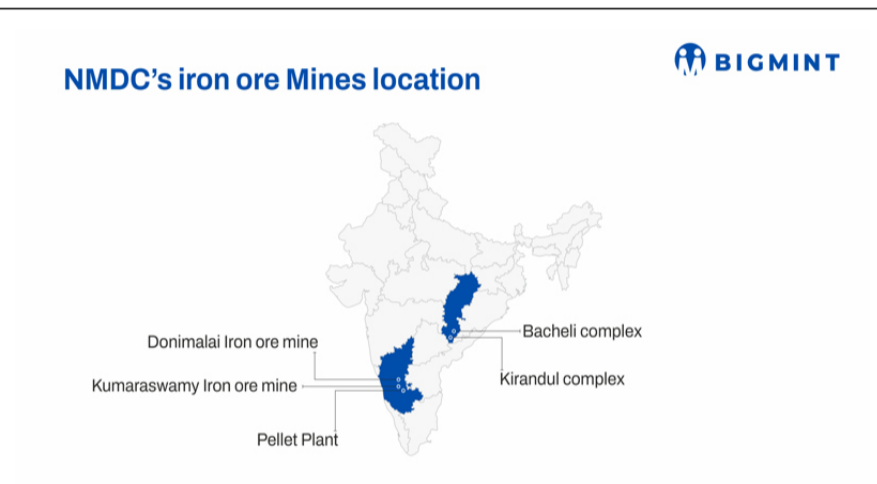
[READ MORE](#)



India: Iron ore concentrate prices drop further by INR 50/t in recent deal

2024-08-10

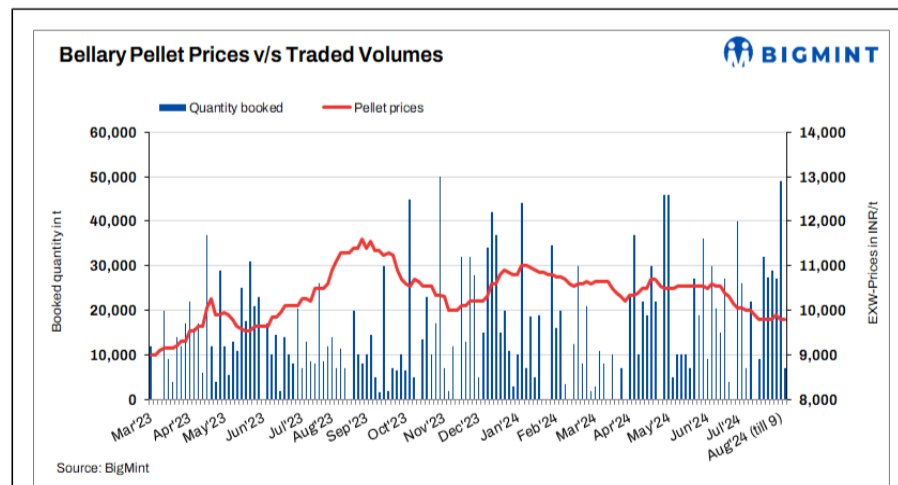
[READ MORE](#)



India: NMDC to auction over 113,000 t of iron ore from Chhattisgarh

2024-08-10

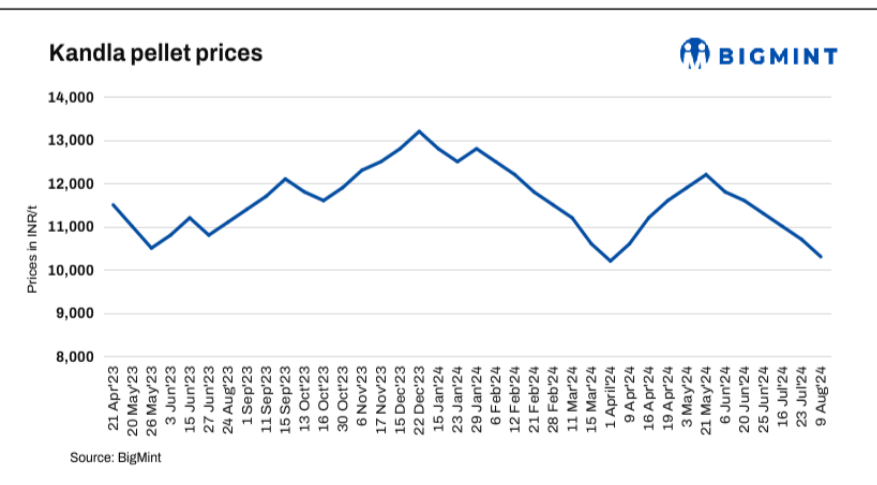
[READ MORE](#)



Karnataka: Bellary pellet prices fall by INR 150/t amid offer reduction

2024-08-09

[READ MORE](#)



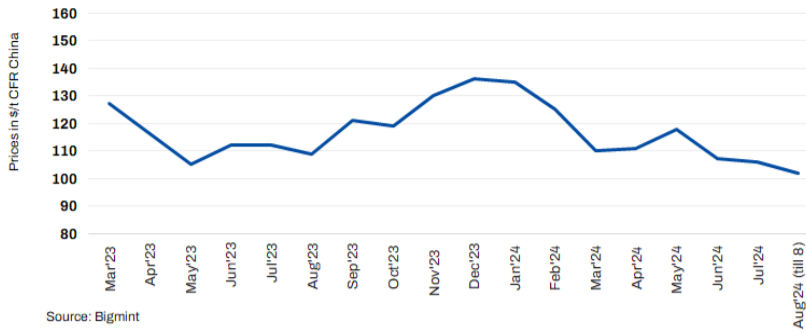
India: Jindal SAW cuts pellet offers by INR 400/t (\$5/t)

2024-08-09

[READ MORE](#)

Fe 62% Australian iron ore fines

Iron ore fines Fe 62% \$99.30/dmt (1.30)
CFR China 8 Aug'24



Source: Bigmint

China: Iron ore spot prices continue to hit below \$100/t level

2024-08-09

READ MORE

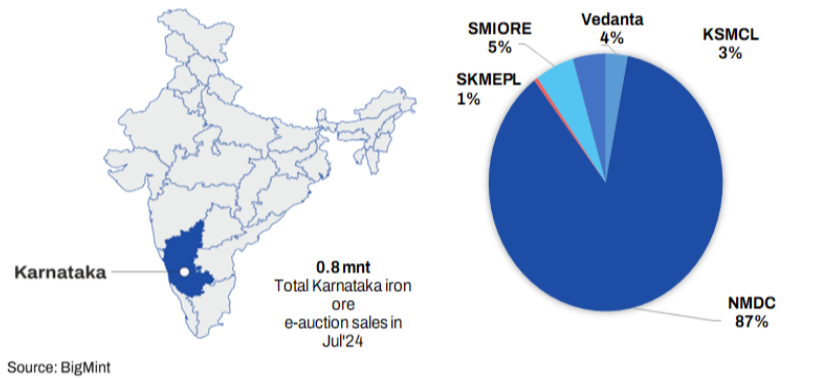


India: RINL floats over 650,000 t iron ore purchase tender

2024-08-08

READ MORE

Karnataka miner-wise iron ore e-auction sales in Jul'24



Source: BigMint

India: Over 500,000 t of iron ore to be auctioned from Karnataka

2024-08-08

READ MORE



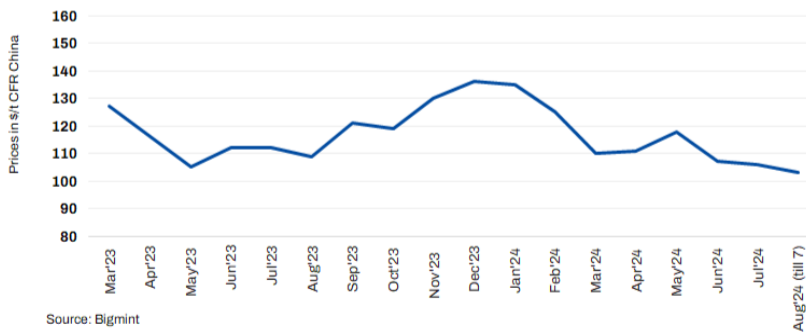
India: OMDC to auction over 12,000 t of iron ore from Odisha

2024-08-08

READ MORE

Fe 62% Australian iron ore fines

Iron ore fines Fe 62% \$100.60/dmt (1.70)
CFR China 7 Aug'24



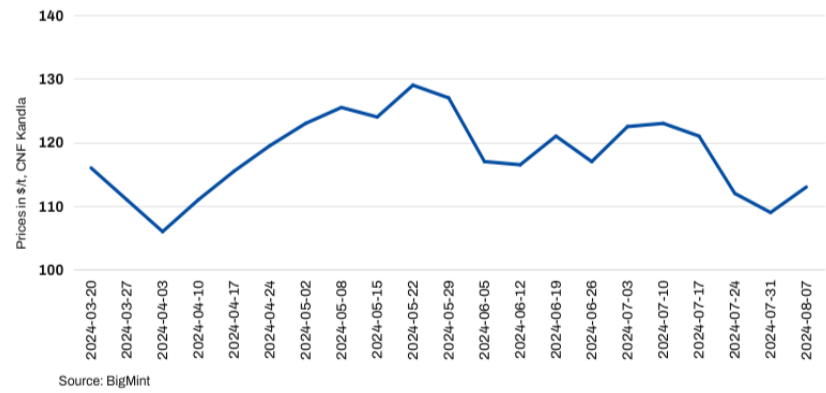
Source: Bigmint

China: Iron ore spot prices drop by \$2/t d-o-d amid weak demand

2024-08-08

READ MORE

Imported SA iron ore lump offers to India



Source: BigMint

India: Imported South African iron ore lump offers rise by \$4/t w-o-w

2024-08-07

READ MORE

Coal

Non Coking (India)

Particular/Delivery	Size/Grade	Delivery	As On	Price	Change	1M	3M
Indian prices (in INR/MT)							
Ex-Gangavaram	RB2 (5500 NAR), S.Africa	Ex-Port	09 Aug 16.48 IST	9,650	0	-350	-250
	RB3 (4800 NAR), South Africa	Ex-Port	09 Aug 16.48 IST	7,750	0	-350	-550

Met Coke (India)

Particular/Delivery	Size/Grade	Delivery	As On	Price	Change	1M	3M
Indian prices (in INR/MT)							
Ex-Jajpur	25-90 mm, Blast Furnace-grade	Ex-Yard	07 Aug 17.23 IST	34,800	0	0	+1,300
Ex-Gandhidham	25-90 mm, Blast Furnace-grade	Ex-Yard	07 Aug 17.23 IST	32,700	0	-400	-300

Coking (Global)

Particular/Delivery	Size/Grade	Delivery	As On	Price	Change	1M	3M
Global prices (in USD/MT)							
CNF India	0-40mm, HCC 64 Mid Vol, Australia	-	09 Aug 11.06 IST	\$214	0	-10.2	-9.4
	0-40mm, Premium HCC, Australia	-	09 Aug 11.06 IST	\$230	0	-23	-27.4
	Low Vol PCI, Australia	-	09 Aug 11.06 IST	\$202	0	-13	+20.2
FOB Australia	0-40mm, Low Vol PCI	-	09 Aug 11.08 IST	\$186	0	-12	+22.6
	HCC 64 Mid Vol	-	09 Aug 11.08 IST	\$198	0	-10.2	-7
	Premium HCC	-	09 Aug 11.08 IST	\$215	0	-21	-23.8

Non Coking (Global)

Particular/Delivery	Size/Grade	Delivery	As On	Price	Change	1M	3M
Global prices (in USD/MT)							
CNF India	RB1 (6000 NAR), S.Africa	-	09 Aug 13.25 IST	\$127	0	+4.6	+2.8
	RB2 (5500 NAR), S.Africa	-	09 Aug 13.25 IST	\$110	0	+1.2	-3.4
	RB3 (4800 NAR), S.Africa	-	09 Aug 13.25 IST	\$92	0	+3.2	-8
FOB South Africa	RB1 (6000 NAR)	-	09 Aug 13.24 IST	\$110	0	+4.6	+3.8
	RB2 (5500 NAR)	-	09 Aug 13.24 IST	\$93	0	+1.2	-2.4
	RB3 (4800 NAR)	-	09 Aug 13.24 IST	\$75	0	+3.2	-7

Met Coke (Global)

Particular/Delivery	Size/Grade	Delivery	As On	Price	Change	1M	3M
Global prices (in USD/MT)							
FOB China	25-90mm, 64% CSR	-	08 Aug 17.14 IST	\$266	-8	-13	-40
CNF India	25-90mm, 64% CSR, China	-	08 Aug 17.22 IST	\$279	-6	-20	-41
	64% CSR, Japan origin	-	08 Aug 17.22 IST	\$358	0	-2	-7

Note:- W-O-W: Week On Week, 1M: Change over last month, 3M: Change over last 3 months

Scrap & Metallic

Sponge (India)

Region	Particular	Sponge Iron (C-DRI)				Pellet Sponge (P-DRI)			
		Price	Change	W-O-W	1M	Price	Change	W-O-W	1M
Indian prices (in INR/MT) As on 10 Aug 2024									
North India	Mandi Gobindgarh	29,800	0	-200	-400	-	-	-	-
East India	Durgapur	26,800	+100	-200	-600	24,800	+100	-100	-500
East India	Rourkela	25,600	-50	-400	-650	-	-	-	-
Central India	Raigarh	25,650	0	-550	-1,100	23,650	0	-550	-1,100
Central India	Raipur	28,400	0	-500	-1,350	24,300	+100	-500	-1,300
South India	Bellary	26,800	0	-400	-450	25,600	-50	-400	-550
Eastern India	Ramgarh	26,600	+100	-400	-200	24,600	+100	-400	-200
East India	Jharsugda	-	-	-	-	23,300	+100	-500	-1,000
South India	Hyderabad	-	-	-	-	26,200	-100	-550	-650

All prices are basic, GST extra.

Pig Iron (India)

Particular/Delivery	Size/Grade	Delivery	As On	Price	Change	1M	3M
Indian prices (in INR/MT)							
DAP-Ludhiana	Steel Grade	DAP	10 Aug 13.27 IST	40,200	-50	-600	-3,300
Ex-Bokaro	Steel Grade	Ex-Plant,Bokaro	01 Aug 18.06 IST	35,900	-1,450	-1,450	-1,450
Ex-Burnpur	Steel Grade	Ex-Plant,Burnpur	31 May 16.00 IST	40,500	-2,500	0	-2,500
Ex-Durgapur	Steel Grade	Ex-Works	10 Aug 13.27 IST	36,800	0	-1,000	-5,450
		Ex-Plant,Durgapur	24 Jul 11.53 IST	36,700	-300	-300	-6,550
Ex-Rourkela	Steel Grade	Ex-Plant,Rourkela	06 Aug 15.30 IST	36,500	-300	-100	-6,000
Ex-Bhilai	Steel Grade	Ex-Plant,Bhilai	20 Jun 17.45 IST	38,000	-4,100	0	-4,100
DAP-Raigarh	Steel Grade	DAP	10 Aug 13.27 IST	36,100	0	-1,650	-6,400
DAP-Raipur	Steel Grade	DAP	10 Aug 13.27 IST	36,600	-100	-1,450	-6,100
DAP-Hyderabad	Steel Grade	DAP	10 Aug 13.27 IST	37,600	0	-1,400	-5,200
DAP-Delhi	Foundry Grade	DAP	10 Aug 13.25 IST	44,000	0	+1,000	-3,500
DAP-Ludhiana	Foundry Grade	DAP	10 Aug 13.25 IST	43,800	0	+800	-2,700
Ex-Durgapur	Foundry Grade	Ex-Works	10 Aug 13.25 IST	42,500	0	-1,000	-4,000
Ex-Kharagpur	Foundry Grade	Ex-Works	10 Aug 13.25 IST	42,500	0	-1,000	-4,000
DAP-Ahmedabad	Foundry Grade	DAP	10 Aug 13.25 IST	45,500	0	-300	-1,200
DAP-Kolhapur	Foundry Grade	DAP	10 Aug 13.25 IST	45,800	0	-200	-1,400

Indian pig iron price assessment frequency has been increased from weekly to daily basis.

Re - Rolling Scrap (India)

Indian prices (in INR/MT)							
Ex-Alang	19-22mm(12 ANE), Ship Breaking	Ex-Yard	10 Aug 11.10 IST	40,900	0	-2,600	-3,800
	15-18mm(10 ANE), Ship Breaking	Ex-Yard	10 Aug 11.10 IST	40,900	0	-2,500	-3,700
	1 Inch, Ship Breaking	Ex-Yard	10 Aug 11.10 IST	40,900	0	-2,600	-3,900
	12-14mm(8 ANE), Ship Breaking	Ex-Yard	10 Aug 11.10 IST	40,400	0	-2,400	-3,700
	5-10 KG, Ship Breaking	Ex-Yard	10 Aug 11.10 IST	39,400	0	-2,400	-3,800
	9-11mm(6 ANE), Ship Breaking	Ex-Yard	10 Aug 11.10 IST	38,900	0	-2,400	-3,700
	2-5 KG, Ship Breaking	Ex-Yard	10 Aug 11.10 IST	38,400	0	-2,400	-3,700
	6-8mm(4 ANE), Ship Breaking	Ex-Yard	10 Aug 11.10 IST	37,900	0	-2,400	-3,700
	1-2 KG, Ship Breaking	Ex-Yard	12 Aug 10.44 IST	34,500	0	-2,500	-5,500
	Attachment, Ship Breaking	Ex-Yard	12 Aug 10.44 IST	34,300	0	-2,500	-5,500
	HMS(80:20), Ship Breaking	Ex-Yard	12 Aug 10.44 IST	33,300	0	-2,500	-5,500

Melting Scrap (India)

Particular/Delivery	Size/Grade	Delivery	As On	Price	Change	1M	3M
Indian prices (in INR/MT)							
Ex-Ludhiana	Turning Boring Scrap	DAP	10 Aug 13.34 IST	34,400	+ 200	-1,500	-4,200
	End Cutting	DAP	10 Aug 13.34 IST	36,500	+ 200	-1,500	-4,300
	CI Scrap, Mixed Size	DAP	10 Aug 13.34 IST	38,900	0	+ 200	-1,600
	CR Busheling (Loose)	DAP	10 Aug 13.34 IST	37,600	+ 200	-1,500	-4,000
Ex-Mandi	End Cutting	DAP	10 Aug 13.34 IST	36,600	+ 200	-1,400	-4,300
	LMS (Light Melting Scrap)	DAP	10 Aug 13.34 IST	31,900	+ 200	-1,700	-4,000
	CR Busheling (Loose)	DAP	10 Aug 13.34 IST	37,800	+ 200	-1,500	-4,100
Ex-Durgapur	HMS(80:20)	DAP	10 Aug 13.34 IST	34,100	+ 200	-1,700	-3,600
Ex-Raipur	HMS(80:20)	DAP	10 Aug 13.34 IST	34,500	+ 100	- 500	-3,400
Ex-Ahmedabad	End Cutting	DAP	10 Aug 13.34 IST	35,450	-250	-1,700	-5,050
	HMS(80:20)	DAP	10 Aug 13.34 IST	33,450	-250	-1,700	-5,100
Ex-Alang	CR Busheling (Bundle)	DAP	10 Aug 13.34 IST	38,200	0	- 300	-2,600
	HMS(80:20)	DAP	10 Aug 13.34 IST	33,000	0	-1,500	-4,700
Ex-Jalna	HMS(80:20)	Ex-Yard	10 Aug 13.34 IST	33,300	0	-2,500	-5,500
Ex-Mumbai	HMS(80:20)	DAP	10 Aug 13.34 IST	32,600	0	- 500	-4,600
	CR Busheling (Loose)	DAP	10 Aug 13.34 IST	35,700	0	-400	-4,600
Ex-Chennai	HMS(80:20)	DAP	10 Aug 13.34 IST	32,500	-200	0	-3,500
	CR Busheling (Bundle)	DAP	10 Aug 13.34 IST	36,200	0	-100	-2,500
	Turning Boring Scrap	DAP	10 Aug 13.34 IST	31,000	0	+ 200	-3,700
	HMS(90:10)	DAP	10 Aug 13.34 IST	34,400	0	-100	-2,700
Ex-Coimbatore	HMS(80:20)	DAP	10 Aug 13.34 IST	32,000	0	+ 300	-3,700
	CI Scrap, Mixed Size	DAP	10 Aug 13.34 IST	37,600	0	-200	-150
Ex-Hyderabad	HMS(80:20)	DAP	10 Aug 13.34 IST	30,000	0	- 500	-4,000
	HMS(90:10)	DAP	10 Aug 13.34 IST	31,500	0	- 500	-4,000
Ex-Bhilai	9-13 Meters, 60 KG	Ex-works	25 Jul 14.36 IST	40,800	-3,620	-350	-700

Mill Scale (India)

Indian prices (in INR/MT)							
Ex Plant, Raipur	Fines, Fe 70/68%	EXW	10 Aug 13.54 IST	6,950	0	+ 350	+ 75
Ex-Kandla	Fines, Fe 70/68%	DAP	10 Aug 13.54 IST	6,750	-50	+ 50	-750

Sponge Iron (Global)

Particular/Delivery	Size/Grade	Delivery	As On	Price	Change	1M	3M
Global prices (in USD/MT)							
CNF Bangladesh	FeM 80% (+/-1), 100% lumps	-	08 Aug 17.25 IST	\$378	+11	+ 21	- 27
CNF Nepal	Mix (70% lumps, 30% fines), FeM 80% (+/-1)	-	08 Aug 17.25 IST	\$364	+8	+ 19	- 45

Melting Scrap (Global)

Global prices (in USD/MT)							
FOB Europe	HMS 80:20 (Bulk)	-	07 Aug 18.32 IST	\$360	+1	+ 2	+ 3
FOB USA	HMS 80:20	-	09 Aug 17.03 IST	\$353	0	-10	-4.33
	Shredded	-	09 Aug 17.03 IST	\$373	0	-10	-4.33
CNF Bangladesh	H2 (Bulk, Japan origin)	-	31 Jul 18.39 IST	\$404	+3	+ 6	0
	HMS 80:20 (Bulk, US Origin)	-	31 Jul 18.39 IST	\$408	+4	+ 6	+ 1
	HMS 80:20 (Containers, Europe Origin)	-	09 Aug 18.41 IST	\$404	-4	+1.2	-3.25
	Shredded (Containers, UK Origin)	-	09 Aug 18.41 IST	\$424	-5	0	-0.75
CNF China	H2	-	09 Aug 11.02 IST	\$335	0	+9.4	-26.2
	HMS 80:20 (Bulk)	-	09 Aug 11.02 IST	\$355	0	+6.4	+0.4
	Shredded	-	09 Aug 11.02 IST	\$410	0	+1.2	+ 3
CNF India	HMS 80:20 (Europe Origin, Containers)	-	09 Aug 18.41 IST	\$383	0	-4	-22
	HMS 80:20 (West Africa Origin, Containers)	-	09 Aug 18.41 IST	\$383	-1	-1.8	-22.75
	HMS 80:20 (West Africa Origin, Containers)	-	09 Aug 18.41 IST	\$387	0	-0.4	-20
	Shredded (Europe Origin, Containers)	-	09 Aug 18.41 IST	\$415	0	+2.6	-12.25
	Shredded (US Origin, Containers)	-	09 Aug 18.41 IST	\$410	0	+0.6	-14.25
CNF Pakistan	Shredded (Containers, Europe Origin)	-	09 Aug 18.41 IST	\$420	0	-6	-2.25
CNF Taiwan	HMS 80:20 (US Origin, Containers)	-	07 Aug 11.42 IST	\$348	+1	+ 3	-5
CNF Thailand	HMS 70:30	-	29 Jan 17.41 IST	\$352	+2	NA	NA
CNF Turkey	HMS 80:20 (Bulk, US Origin)	-	09 Aug 18.41 IST	\$381	0	-9	+1.75

CNF Vietnam	H2, (Bulk,Japan origin)	-	05 Aug 18.44 IST	\$371	+1	+9	-12
	HMS 80:20 (Bulk, US Origin)	-	05 Aug 18.44 IST	\$382	-3	+5	-7

Pig Iron (Global)

Particular/Delivery	Size/Grade	Delivery	As On	Price	Change	1M	3M
Global prices (in USD/MT)							
FOB Black Sea	Steel Grade	-	10 Aug 10.52 IST	\$392	-13	-23	-18
FOB Brazil	Steel Grade	-	10 Aug 10.52 IST	\$442	0	-3	-8
CNF Italy	Steel Grade	-	10 Aug 10.50 IST	\$439	-10	-19	-19

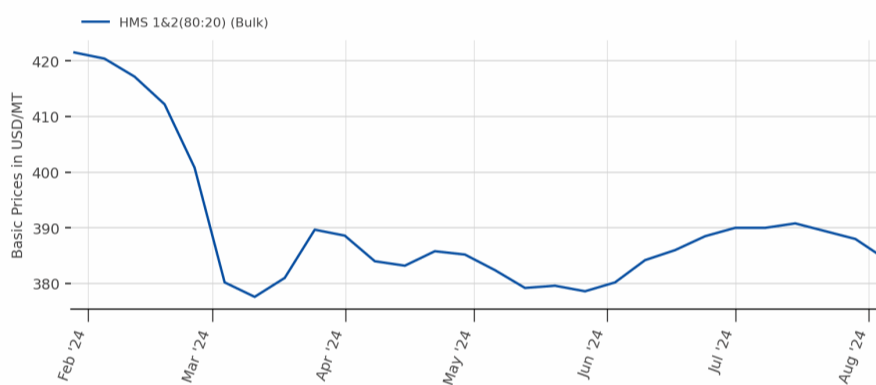
Weekly Assessment,, *Tender Prices in export

Ship Breaking (Global)

Global prices (in USD/MT)							
CNF Bangladesh	Containers	-	06 Aug 11.18 IST	\$520	0	-40	NA
	Tanker	-	06 Aug 11.18 IST	\$510	0	-30	NA
CNF India	Containers	-	06 Aug 11.18 IST	\$530	0	-30	NA
	Tanker	-	06 Aug 11.18 IST	\$520	0	-20	NA
CNF Pakistan	Containers	-	06 Aug 11.18 IST	\$540	0	+10	NA
	Tanker	-	06 Aug 11.18 IST	\$530	0	+10	NA
CNF Turkey	Containers	-	06 Aug 11.18 IST	\$380	0	0	NA
	Tanker	-	06 Aug 11.18 IST	\$370	0	0	NA

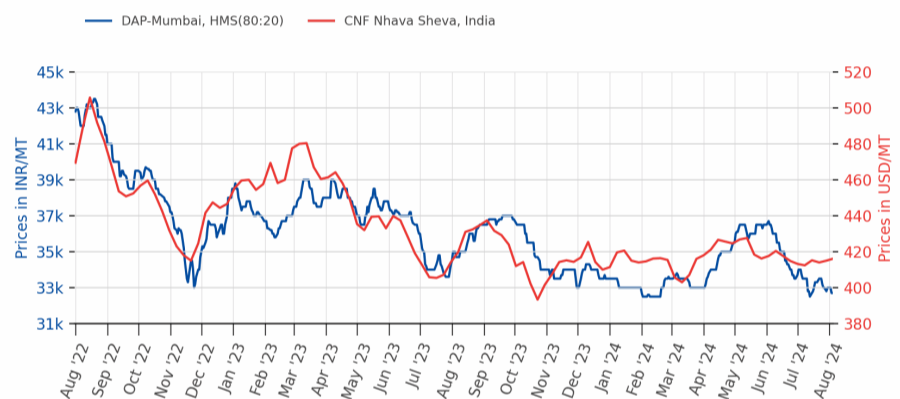
Note:- W-O-W: Week On Week, 1M: Change over last month, 3M: Change over last 3 months

Melting Scrap, CNF Turkey



Source:BigMint

Melting Scrap DAP Mumbai/CNF India



Source:BigMint

Scrap & Metallic News

Global ferrous scrap market overview



Turkiye

Rebar FOB 578
Billet CNF 500
Scrap CFR 381 | -1%

Pakistan

Rebar EXW 925
Billet EXW 778
Scrap CFR 420 | -2%

India

Rebar EXW 536
Billet DAP 489
Scrap CFR 415 | =0%

Bangladesh

Rebar EXW 782
Sponge CPT 378
Scrap CFR 424 | -1%

Japan

Scrap FOB 323 | -3%

China

Rebar EXW 496
Billet EXW 428
Scrap CFR 410 | =0%

Week 32, 2024 (05 to 10 Aug'24)

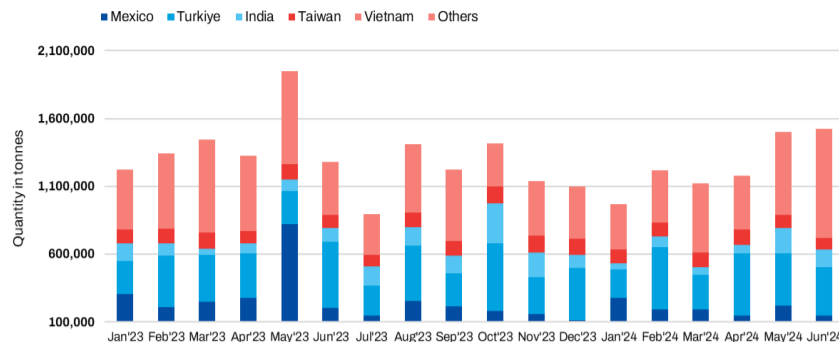
Turkiye: Bulk HMS(80:20) scrap | Japan: H2 Scrap | South Asia: Shredded Scrap | Prices now in \$/t | % change on w-o-w basis | Source: BigMint

Weekly round-up: Global ferrous scrap market struggles with weak demand, falling prices

2024-08-10

[READ MORE](#)

USA: Ferrous scrap export volumes



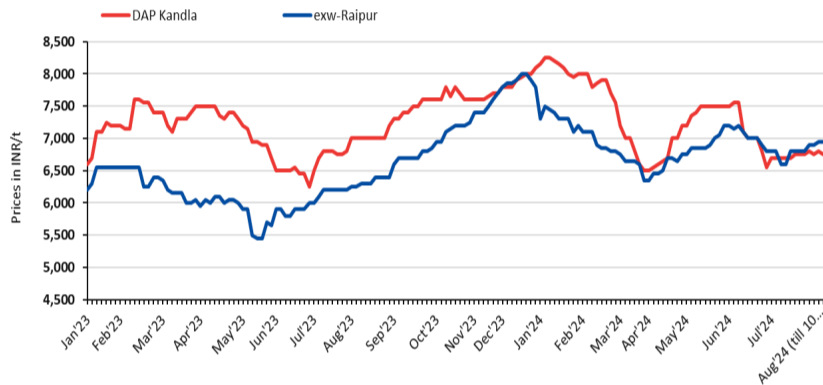
Source: BigMint

US: Ferrous scrap exports down 15% y-o-y in H1CY'24 on bearish demand in neighbouring countries

2024-08-10

[READ MORE](#)

India: Domestic mill-scale prices



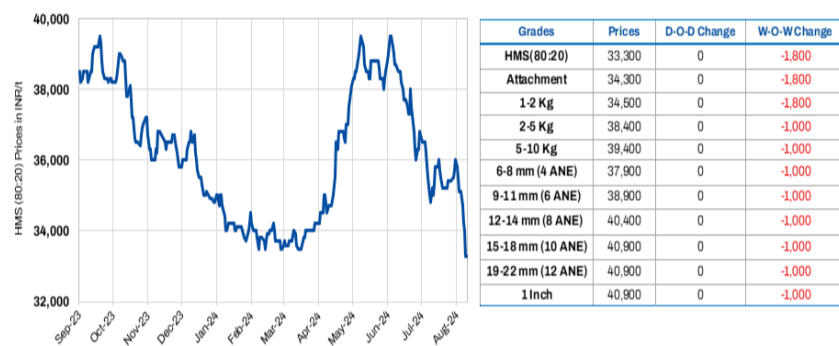
Source: BigMint

India: Mill scale prices remain largely stable in key markets

2024-08-10

[READ MORE](#)

Ship breaking scrap prices, exw Alang



Prices as on 10 Aug'24, Source: BigMint

India: Melting scrap prices remain firm d-o-d in Alang

2024-08-10

[READ MORE](#)

China: Shagang Steel scrap purchase price trend



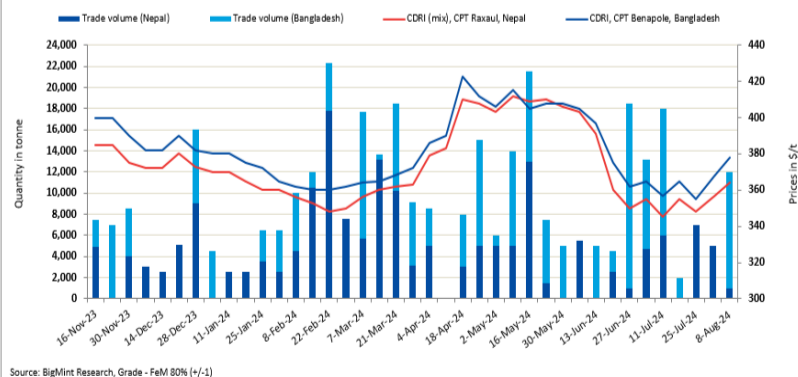
Source: BigMint

China: Shagang Steel further reduces scrap procurement prices by \$8/t

2024-08-09

[READ MORE](#)

India: Sponge iron Export Trade Vs Prices



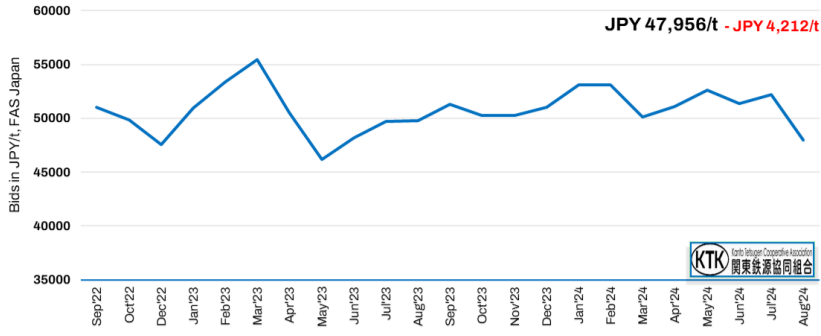
Source: BigMint Research, Grade - FeM 80% (+/-1)

India: About 12,000 t sponge iron export deals conclude for Nepal, Bangladesh

2024-08-09

[READ MORE](#)

Japan: Bids in monthly Kanto scrap export tender



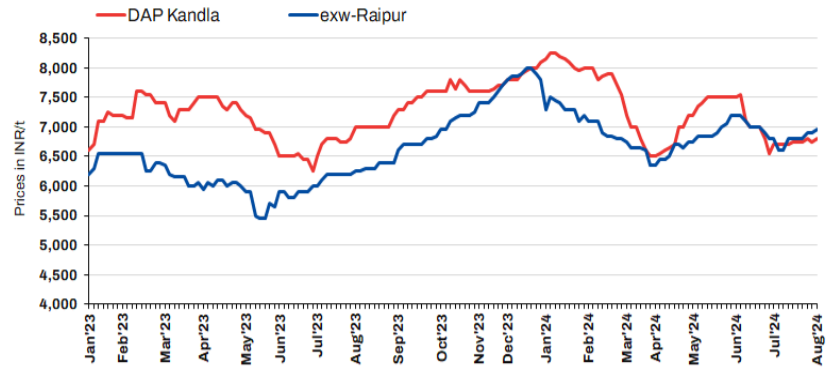
Source: BigMint

Japan: Kanto scrap export tender for August witnesses a rise in bid price by \$3/t

2024-08-09

[READ MORE](#)

India: Domestic mill-scale prices



Source: BigMint

India: Mill scale prices inch up in key markets

2024-08-07

[READ MORE](#)



India: Union Cabinet greenlights INR 76,220-crore VadHAVAN Port project to boost trade, employment

2024-08-07

[READ MORE](#)

Japanese domestic ferrous scrap market update

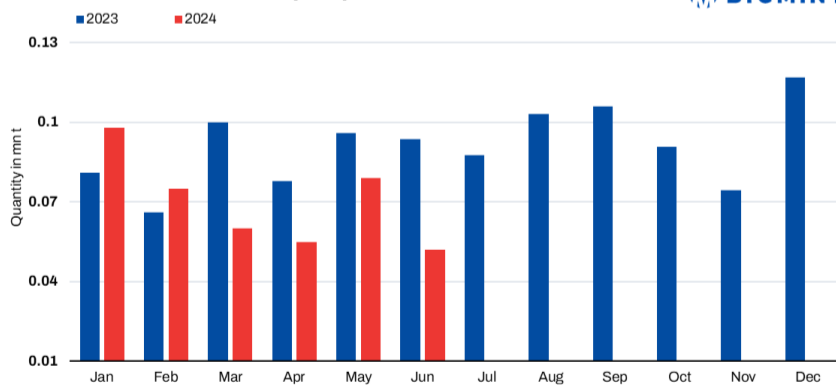


Japanese EAF steel mills lower scrap procurement prices further by \$17/t

2024-08-07

[READ MORE](#)

Indonesia ferrous scrap imports



Source: BigMint

Indonesia: Ferrous scrap imports drop by 19% in H1CY'24

2024-08-06

[READ MORE](#)

Japanese domestic ferrous scrap market update



Japan: EAF manufacturers in Kanto region announce price cut in scrap

2024-08-06

[READ MORE](#)

Steel

Ingot/Billet (India)

Region	Particular	INGOT				BILLET			
		Price	Change	W-O-W	1M	Price	Change	W-O-W	1M
Indian prices (in INR/MT) As on 10 Aug 2024									
North India	Ghaziabad	40,300	-200	-1,000	-1,700	-	-	-	-
North India	Ludhiana	44,300	+200	-200	-1,100	-	-	-	-
North India	Mandi Gobindgarh	41,600	+200	-750	-1,900	41,600	+200	-800	-1,900
North India	Muzaffarnagar	40,200	-200	-800	-1,800	-	-	-	-
East India	Rourkela	36,600	0	-1,050	-1,850	37,100	-50	-1,000	-1,700
Central India	Raigarh	37,700	+400	-200	-600	37,950	+250	-250	-750
Central India	Raipur	38,000	+100	-200	-950	38,300	+100	-200	-1,050
West India	Ahmedabad	40,000	0	-1,000	-1,700	41,100	+100	-900	-1,500
West India	Jaipur	40,200	0	-400	-900	-	-	-	-
West India	Mumbai	40,700	-300	+200	-600	41,000	-300	+200	-700
East India	Durgapur	-	-	-	-	38,600	+100	-200	-900
East India	Kolkata	-	-	-	-	39,300	+100	-200	-900
West India	Bhavnagar	-	-	-	-	40,600	+100	-900	-1,700
West India	Goa	-	-	-	-	40,300	-100	-200	-600
West India	Jalna	-	-	-	-	40,600	+100	-400	-900
South India	Chennai	-	-	-	-	42,500	-500	-500	0
South India	HINDPUR	-	-	-	-	40,800	0	-500	-400
South India	Hyderabad	-	-	-	-	39,500	0	0	-1,000
Eastern India	Ramgarh	-	-	-	-	38,600	+100	-300	-900

All prices are basic, GST @ 18% extra. Ingot - 3.5"*4.5", Commercial Grade, Billet - 100*100

Rebar (India)

Particular/Delivery	Size/Grade	Delivery	As On	Price	PRICE @ 18%GST	Change	1M	3M
Indian prices (in INR/MT)								
Exy-Delhi/NCR	12-32mm, BF Route, IS 1786 Fe 550D	Ex-Yard	09 Aug 17.33 IST	50,800	59,900	-900	-3,900	-7,600
	12-32mm, BF Route, IS 1786 Fe 500D	Ex-Yard	09 Aug 17.33 IST	50,800	59,900	-900	-3,900	-7,600
Exy-Durgapur	12-32mm BF Route, IS 1786 Fe 500D	Ex-Yard	09 Aug 17.33 IST	50,700	59,800	-1,200	-3,200	-6,100
	12-32mm BF Route, IS 1786 Fe 550D	Ex-Yard	09 Aug 17.33 IST	50,700	59,800	-1,200	-3,200	-6,100
Exy-Ahmedabad	12-32mm BF Route, IS 1786 Fe 500D	Ex-Yard	09 Aug 17.33 IST	50,600	59,700	-800	-3,900	-7,700
	12-32mm BF Route, IS 1786 Fe 550D	Ex-Yard	09 Aug 17.33 IST	50,600	59,700	-800	-3,900	-7,700
Exy-Mumbai	12-32mm, BF Route, IS 1786 Fe 500D	Ex-Yard	09 Aug 17.33 IST	50,300	59,400	-500	-4,000	-8,400
	12-32mm, BF Route, IS 1786 Fe 550D	Ex-Yard	09 Aug 17.33 IST	50,300	59,400	-500	-4,000	-8,400
Exy-Bangalore	12-32mm, BF Route, IS 1786 Fe 500D	Ex-Yard	09 Aug 17.33 IST	51,700	61,000	-600	-3,200	-7,600
	12-32mm, BF Route, IS 1786 Fe 550D	Ex-Yard	09 Aug 17.33 IST	51,700	61,000	-600	-3,200	-7,600
Exy-Chennai	12-32mm, BF Route, IS 1786 Fe 550D	Ex-Yard	09 Aug 17.33 IST	51,600	60,900	-500	-3,000	-7,600
	12-32mm, BF Route, IS 1786 Fe 500D	Ex-Yard	09 Aug 17.33 IST	51,600	60,900	-500	-3,000	-7,600
Exy-Hyderabad	12-32mm, BF Route, IS 1786 Fe 500D	Ex-Yard	09 Aug 17.33 IST	50,300	59,400	-800	-4,000	-9,000
	12-32mm, BF Route, IS 1786 Fe 550D	Ex-Yard	09 Aug 17.33 IST	50,300	59,400	-800	-4,000	-9,000
Indian prices (in INR/MT)								
Ex-Delhi/NCR	12-25mm, IF Route, Fe 500, IS 1786	Ex-Works	10 Aug 13.32 IST	45,500	53,700	-100	-1,000	-5,200
Ex-Jaipur	12-25mm IF route, Fe 500, IS 1786	Ex-Works	10 Aug 13.32 IST	44,100	52,000	-100	-1,200	-5,900
Ex-Mandi Gobindgarh	12-25mm, IF Route, Fe 500, IS 1786	Ex-Works	10 Aug 13.32 IST	46,300	54,600	-200	-1,900	-5,400
Ex-Muzaffarnagar	12-25mm, IF Route, Fe 500, IS 1786	Ex-Works	10 Aug 13.32 IST	44,600	52,600	-200	-1,100	-5,300
Ex-Durgapur	12-25mm, IF Route, Fe 500D, IS 1786	Ex-Works	10 Aug 13.32 IST	43,000	50,700	-100	-1,100	-6,700
	12-25mm, IF Route, Fe 500, IS 1786	Ex-Works	10 Aug 13.32 IST	40,900	48,300	-100	-1,100	-6,700
Ex-Rourkela	12-25mm, IF Route, Fe 500D, IS 1786	Ex-Works	10 Aug 13.32 IST	48,300	57,000	0	0	-4,000
	12-25mm, IF Route, Fe 500, IS 1786	Ex-Works	10 Aug 13.32 IST	40,900	48,300	0	-1,100	-6,600
Ex-Raigarh	12-25mm, IF Route, Fe 500, IS 1786	Ex-Works	10 Aug 13.32 IST	40,500	47,800	0	-1,300	-6,500
Ex-Raipur	12-25mm, IF Route, Fe 500D, IS 1786	Ex-Works	10 Aug 13.32 IST	44,300	52,300	0	-1,500	-6,700
	12-25mm, IF Route, Fe 500, IS 1786	Ex-Works	10 Aug 13.32 IST	41,100	48,500	0	-1,200	-6,700
Ex-Ahmedabad	12-25mm, IF Route, Fe 500, IS 1786	FOR	10 Aug 13.32 IST	45,600	53,800	0	-1,400	-5,600

Ex-Goa	12-25mm, IF Route, Fe 500, IS 1786	Ex-Works	10 Aug 13.32 IST	46,100	54,400	-100	-1,000	-6,600
Ex-Jalna	12-25mm, IF Route, Fe 500, IS 1786	Ex-Works	10 Aug 13.32 IST	44,500	52,500	0	-1,800	-7,900
Ex-Mumbai	12-25mm, IF Route, Fe 500, IS 1786	Ex-Works	10 Aug 13.32 IST	45,000	53,100	0	-1,800	-8,200
Ex-Bangalore	12-25mm, IF Route, Fe 550D, IS 1786	Ex-Works	10 Aug 13.32 IST	50,300	59,400	0	-200	-5,200
	12-25mm, IF Route, Fe 550, IS 1786	Ex-Works	10 Aug 13.32 IST	46,500	54,900	0	-400	-6,200
Ex-Chennai	12-25mm, IF Route, Fe 500, IS 1786	Ex-Works	10 Aug 13.32 IST	47,000	55,500	-300	-800	-5,700
Ex-Hyderabad	12-25mm, IF Route, Fe 500, IS 1786	Ex-Works	10 Aug 15.04 IST	43,500	51,300	+700	-1,000	-6,500
Ex-Patna	12-25mm IF route, Fe 500, IS 1786	Ex-Works	10 Aug 13.32 IST	42,500	50,200	0	-1,500	-6,700

Structure (Medium & Small Scale Producers) (India)

Region/Zone	Particular	40 ANGLE	Change	1M	75 CHANNEL	Change	1M	200 BEAM	Change	1M
Indian prices (in INR/MT)										
North India	Ghaziabad	-	-	-	-	-	-	49,100	0	-1,500
East India	Durgapur	44,000	0	-1,200	44,000	0	-1,200	44,750	0	-1,300
Central India	Raipur	-	-	-	44,300	0	-700	-	-	-
West India	Ahmedabad	45,900	-100	-1,500	45,900	-100	-1,500	-	-	-
West India	Mumbai	48,400	0	-800	49,200	0	-800	-	-	-
South India	Hyderabad	47,000	0	-1,200	46,600	0	-1,200	-	-	-

Indian Structure price assessment frequency has been increased from weekly to daily basis, All prices are basic, Commercial Grade, Basic Price GST @ 18% extra

Wire Rod (India)

Particular	Size/Grade	Raipur	Change	W-O-W	Durgapur	Change	W-O-W
Indian prices (in INR/MT)							
SWRY 14 LC Gr 3, Induction route	5.5 mm	42,100	-100	-600	41,900	-100	-700
HB Wire, Induction route	12 Gauge	44,800	-100	-600	44,400	-100	-700
GI Wire, Induction route	12 Gauge	49,300	-100	-1,300	52,000	-100	-700
Binding Wire, Induction route	20 Gauge	51,000	0	-500	50,900	-100	-700
Barbed Wire, Induction route	12*12 Gauge	51,300	-100	-1,300	54,900	-100	-700

Daily Assessment, Commercial Grade, Basic Price GST @ 18% extra

HRC (India)

Particular/Delivery	Size/Grade	Delivery	As On	Price	Change	1M	3M
Indian prices (in INR/MT)							
Delhi	2.5-8mm / CTL, IS2062, Gr E250 Br.	Ex-stockyard	09 Aug 17.56 IST	50,900	-100	-1,800	-3,700
	1.8mm / CTL, IS2062, Gr E250 Br.	Ex-stockyard	09 Aug 17.56 IST	52,300	-100	-1,950	-3,550
Faridabad	2.5-8mm / CTL, IS2062, Gr E350 Br.	Ex-stockyard	09 Aug 17.56 IST	53,800	-100	-1,950	-3,550
	2.5-8mm / CTL, IS2062, Gr E250 Br.	Ex-stockyard	09 Aug 17.56 IST	50,800	-100	-1,950	-3,550
Ludhiana	2.5-8mm / CTL, IS2062, Gr E250 Br.	Ex-stockyard	09 Aug 17.56 IST	51,000	0	-2,900	-3,250
Kolkata	2.5-8mm / CTL, IS2062, Gr E250 Br.	Ex-stockyard	09 Aug 17.56 IST	49,800	-200	-1,950	-3,200
Ahmedabad	2.5-8mm / CTL, IS2062, Gr E250 Br.	Ex-stockyard	09 Aug 17.56 IST	51,900	-100	-1,600	-3,500
	1.8mm / CTL, IS2062, Gr E250 Br.	Ex-stockyard	09 Aug 17.56 IST	52,500	-100	-1,700	-2,850
Mumbai	2.5-8mm / CTL, IS2062, Gr E250 Br.	Ex-stockyard	09 Aug 17.56 IST	51,000	-100	-1,750	-2,900
	2.5-8mm / CTL, IS2062, Gr E350 Br.	Ex-stockyard	09 Aug 17.56 IST	54,000	-100	-1,800	-2,900
Bangalore	2.5-8mm / CTL, IS2062, Gr E250 Br.	Ex-stockyard	09 Aug 17.56 IST	54,000	0	-1,300	-2,500
Chennai	2.5-8mm / CTL, IS2062, Gr E250 Br.	Ex-stockyard	09 Aug 17.56 IST	50,500	+200	-4,700	-5,600
	1.8mm / CTL, IS2062, Gr E250 Br.	Ex-stockyard	09 Aug 17.56 IST	52,000	+200	-4,700	-5,600
Hyderabad	2.5-8mm / CTL, IS2062, Gr E250 Br.	Ex-stockyard	09 Aug 17.56 IST	51,200	-600	-1,750	-2,550

Weekly Assessment, Commercial Grade, *Basic Price GST @ 18% extra.,

CRC (India)

Particular/Delivery	Size/Grade	Delivery	As On	Price	Change	1M	3M
Indian prices (in INR/MT)							
Delhi	0.90mm / CTL, IS 513, CR1	Ex-stockyard	09 Aug 18.04 IST	58,400	-100	-2,700	-2,550
Faridabad	0.5mm / CTL, IS 513, CR1	Ex-stockyard	09 Aug 18.04 IST	60,100	0	-1,000	-1,750
	0.90mm / CTL, IS 513, CR1	Ex-stockyard	09 Aug 18.04 IST	58,600	0	-1,000	-1,750
Ludhiana	0.90mm / CTL, IS 513, CR1	Ex-stockyard	09 Aug 18.04 IST	59,000	0	-2,300	-1,500
Kolkata	0.90mm / CTL, IS 513, CR1	Ex-stockyard	09 Aug 18.04 IST	56,000	0	-1,600	-2,275
Ahmedabad	0.90mm / CTL, IS 513, CR1	Ex-stockyard	09 Aug 18.04 IST	58,500	-700	-1,500	-3,200

Mumbai	0.5mm / CTL, IS 513, CR1	Ex-stockyard	09 Aug 18.04 IST	59,700	+ 100	-1,400	-2,950
	0.90mm / CTL, IS 513, CR1	Ex-stockyard	09 Aug 18.04 IST	58,200	+ 100	-1,400	-2,950
Bangalore	0.9mm / CTL, IS 513, CR1	Ex-stockyard	09 Aug 18.04 IST	61,500	-400	-1,800	-1,600
Chennai	0.90mm / CTL, IS 513, CR1	Ex-stockyard	09 Aug 18.04 IST	62,000	0	-1,450	-1,450
	0.5mm / CTL, IS 513, CR1	Ex-stockyard	09 Aug 18.04 IST	63,500	0	-1,450	-1,450
Hyderabad	0.90mm / CTL, IS 513, CR1	Ex-stockyard	09 Aug 18.04 IST	59,900	-700	-1,550	-3,050

Weekly Assessment, Commercial Grade, *Basic Price GST @ 18% extra.,

HR Plate (India)

Particular/Delivery	Size/Grade	Delivery	As On	Price	Change	1M	3M
Indian prices (in INR/MT)							
Delhi	60-100mm, Gr E350 Br.	Ex-stockyard	07 Aug 18.07 IST	63,200	0	-1,800	-3,100
	5-10mm, Gr E350 Br.	Ex-stockyard	07 Aug 18.07 IST	54,800	0	-2,700	-3,200
	20-40mm, Gr E350 Br.	Ex-stockyard	07 Aug 18.07 IST	59,800	0	-1,600	-2,100
	60-100mm, Gr E250 Br.	Ex-stockyard	07 Aug 18.07 IST	59,700	0	-1,800	-3,100
	5-10mm, Gr E250 Br.	Ex-stockyard	07 Aug 18.07 IST	51,300	0	-2,700	-3,200
	20-40mm, Gr E250 Br.	Ex-stockyard	07 Aug 18.07 IST	56,300	0	-1,600	-2,300
Mumbai	60-100mm, Gr E350 Br.	Ex-stockyard	07 Aug 18.07 IST	63,000	-400	-1,200	-2,400
	5-10mm, Gr E350 Br.	Ex-stockyard	07 Aug 18.07 IST	55,200	-100	-2,600	-2,800
	20-40mm, Gr E350 Br.	Ex-stockyard	07 Aug 18.07 IST	59,000	-300	-1,300	-2,000
	60-100mm, Gr E250 Br.	Ex-stockyard	07 Aug 18.07 IST	59,600	-400	-1,300	-2,000
	5-10mm, Gr E250 Br.	Ex-stockyard	07 Aug 18.07 IST	51,500	-100	-2,800	-3,000
	20-40mm, Gr E250 Br.	Ex-stockyard	07 Aug 18.07 IST	55,700	-300	-1,200	-1,800

Weekly Assessment, Commercial Grade, Basic Price GST @ 18% extra

GP (India)

Indian prices (in INR/MT)							
Delhi	0.7mm / CTL, 120 GSM, IS277	Ex-stockyard	08 Aug 18.46 IST	62,100	-700	-2,500	-3,900
	0.6mm / CTL, 120 GSM, IS277	Ex-stockyard	08 Aug 18.46 IST	63,500	-800	-2,400	-4,000
Mumbai	0.8mm / CTL, 120 GSM, IS277	Ex-stockyard	08 Aug 18.46 IST	62,400	0	-1,100	-2,500
	0.6mm / CTL, 120 GSM, IS277	Ex-stockyard	08 Aug 18.46 IST	63,900	0	-1,100	-2,500
Chennai	0.8-1.6mm / CTL, 120gsm, IS277	Ex-stockyard	08 Aug 18.46 IST	64,800	-700	-3,700	-6,000
	0.6mm / CTL, 120 GSM, IS277	Ex-stockyard	08 Aug 18.46 IST	66,300	-700	-3,700	-6,000
Hyderabad	0.8mm / CTL, 120 GSM, IS277	Ex-stockyard	08 Aug 18.22 IST	66,500	0	-800	-2,000
	0.6mm / CTL, 120 GSM, IS277	Ex-stockyard	08 Aug 18.22 IST	68,000	0	-800	-2,000

PPGI (India)

Particular/Delivery	Size/Grade	Delivery	As On	Price	Change	1M	3M
Indian prices (in INR/MT)							
Delhi	0.5mm / CTL, 90 GSM, IS14246	Ex-stockyard	08 Aug 18.14 IST	72,300	0	-1,600	-2,800
Mumbai	0.5mm / CTL, 90 GSM, IS14246	Ex-stockyard	08 Aug 18.14 IST	70,000	-300	-2,900	-4,100

MS Pipes (India)

Indian prices (in INR/MT)							
Ex-Raipur	41-60 OD (Patra Based)	Ex-works	10 Aug 14.31 IST	41,800	+ 100	-1,700	-6,000
Ex-Mandi Gobindgarh	41-60 OD (Patra Based)	Ex-works	10 Aug 14.31 IST	44,600	0	-2,400	-4,100
Exy-Delhi	2.2-6mm, IS 1239,IS 1161 (HR Coil Based)	Ex-Yard	07 Aug 17.31 IST	56,000	-1,500	-4,000	-6,000
Exy-Raipur	2.2-6mm, IS 1239,IS 1161 (HR Coil Based)	Ex-Yard	07 Aug 17.31 IST	55,000	-2,000	-3,500	-5,500
Exy-Mumbai	2.2-6mm, IS 1239,IS 1161 (HR Coil Based)	Ex-Yard	07 Aug 17.31 IST	55,000	-1,500	-4,000	-6,000
Exy-Pune	2.2-6mm, IS 1239,IS 1161 (HR Coil Based)	Ex-Yard	07 Aug 17.31 IST	55,000	-1,500	-4,000	-6,000
Exy-Bangalore	2.2-6mm, IS 1239,IS 1161 (HR Coil Based)	Ex-Yard	07 Aug 17.31 IST	55,500	-1,500	-3,500	-4,500
Exy-Hyderabad	2.2-6mm, IS 1239,IS 1161 (HR Coil Based)	Ex-Yard	07 Aug 17.31 IST	55,500	-1,500	-3,500	-5,500

Billet (Global)

Particular/Delivery	Size/Grade	Delivery	As On	Price	Change	1M	3M
Global prices (in USD/MT)							
FOB India	150*150, 3SP/4SP	-	09 Aug 18.36 IST	\$490	0	NA	NA
FOB Iran	130*130, 3SP	-	09 Aug 18.36 IST	\$470	0	-8	-8
FOB Russia	130*130, 3SP	-	09 Aug 18.36 IST	\$485	0	-15	-20
CNF Nepal	100*100, IS 2831 (IF Grade)	-	09 Aug 18.34 IST	\$484	-3	-11.5	-67
CNF Philippines	150*150, 3SP	-	09 Aug 18.34 IST	\$480	-5	-15.5	-45
CNF Turkey	120*120	-	09 Aug 18.34 IST	\$500	0	-15	-25

Weekly Assessment

Rebar (Global)

Particular/Delivery	Size/Grade	Delivery	As On	Price	Change	1M	3M
Global prices (in USD/MT)							
FOB Turkey	12-32mm, Commercial	-	09 Aug 13.11 IST	\$578	0	-2	-7

Wire Rod (Global)

Particular/Delivery	Size/Grade	Delivery	As On	Price	Change	1M	3M
Global prices (in USD/MT)							
CNF Nepal	5.5-6.0mm, Commercial Grade	-	10 Aug 13.24 IST	\$530	-5	-8	-65
	6-8 mm, ASTM A510 SAE 1008	-	10 Aug 13.24 IST	\$585	+10	-5	-35

HRC (Global)

Particular/Delivery	Size/Grade	Delivery	As On	Price	Change	1M	3M
Global prices (in USD/MT)							
CNF Bangladesh	2mm, SAE 1006 (China origin)	-	06 Aug 18.29 IST	\$540	0	-15	-50
CNF Dubai	2mm, SAE1006 (India origin), SAE1006	-	23 Apr 18.30 IST	\$595	0	NA	NA
CNF Europe	3-4mm, S235JR	-	06 Aug 18.29 IST	\$550	0	-15	-50
	3mm+, S275	-	30 Jul 18.27 IST	\$650	0	0	NA
CNF India	2-12 mm, SS400 (China Origin)	-	06 Aug 18.29 IST	\$535	0	-15	-30
	3mm, SS400 (South Korea Origin)	-	16 Jul 18.40 IST	\$570	-30	NA	NA
CNF Nepal	2mm, SAE1006 (India origin), SAE1006	-	06 Aug 18.29 IST	\$580	-20	NA	NA
CNF Pakistan	2mm, SS400 (China origin), SS400	-	06 Aug 18.29 IST	\$518	-12	-18	-32
	2mm, SS400 (Japan origin), SS400	-	28 May 18.42 IST	\$585	0	NA	0
CNF UAE	2mm, SAE1006 (China Origin)	-	06 Aug 18.29 IST	\$540	0	-15	-35
	2 mm, SAE 1006 (Formosa, skin pass)	-	10 Jul 13.11 IST	\$575	0	0	-30
CNF Vietnam	2-20mm, SAE 1006 (India Origin)	-	09 Apr 18.25 IST	\$567	0	NA	NA
	2-3mm, SAE 1006 (China Origin)	-	06 Aug 18.29 IST	\$510	-10	-20	-55
	Thickness - 2-6 mm, Width - 1.1-1.3m	-	01 Aug 17.51 IST	\$530	-25	NA	NA
FOB Black Sea	3mm, SAE1006	-	06 Aug 18.24 IST	\$530	-13	-15	-32
FOB China	3-12mm, SS400	-	06 Aug 18.24 IST	\$495	0	-15	-50
FOB India	2.5 mm, SAE1006	-	23 Apr 18.30 IST	\$560	0	NA	NA
FOB Japan	2mm, SS400	-	06 Aug 18.24 IST	\$540	0	NA	-30
FOB South Korea	1.6-2.5mm, SAE 1006	-	16 Jul 18.34 IST	\$550	-20	NA	NA

CRC (Global)

Particular/Delivery	Size/Grade	Delivery	As On	Price	Change	1M	3M
Global prices (in USD/MT)							
FOB China	0.90mm, SPCC	-	07 Aug 19.08 IST	\$555	-5	-15	-60
FOB India	0.9 mm, IS 513 Gr.O	-	07 Aug 19.08 IST	\$675	0	-5	-25
FOB Russia	0.90mm, SPCC	-	07 Aug 19.08 IST	\$620	-15	-17	-35

HR Plate (Global)

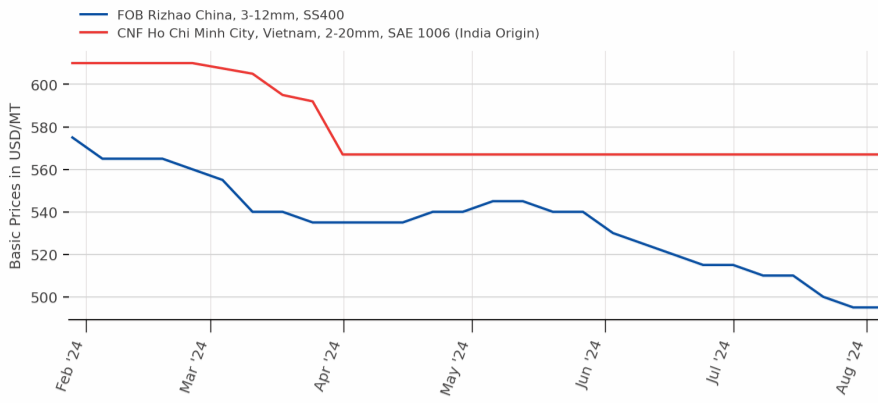
Particular/Delivery	Size/Grade	Delivery	As On	Price	Change	1M	3M
Global prices (in USD/MT)							
FOB China	5-10mm, SS 400	-	07 Aug 19.07 IST	\$525	0	-10	-30

GP (Global)

Particular/Delivery	Size/Grade	Delivery	As On	Price	Change	1M	3M
Global prices (in USD/MT)							
FOB China	DX51D+z80, Width 1,000-1,500 mm, thickness 0.5-2mm	-	08 Aug 18.09 IST	\$615	0	-15	-45
FOB India	Width 900-1250mm, thickness 0.50mm, DX51D+z80, BS EN 10142:2000	-	08 Aug 18.09 IST	\$745	-5	-35	-35

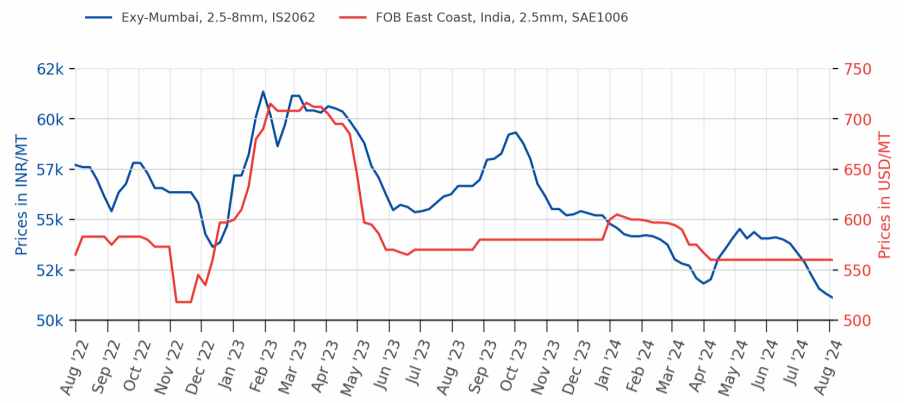
Note:- W-O-W: Week On Week, 1M: Change over last month, 3M: Change over last 3 months

HRC




Source:BigMint

Prices of HRC Exy Mumbai/FOB India



Source:BigMint



Weekly snapshot

Commodity	Change in %
Coking coal	-0.85 %
Billet	-0.52 %
Rebar	-1.44 %
HRC (Cut-to-length)	-0.18 %

% Change on w-o-w basis

Weekly round-up: Indian flat steel prices range-bound, semis remain volatile

2024-08-10 [READ MORE](#)




China steel market highlights



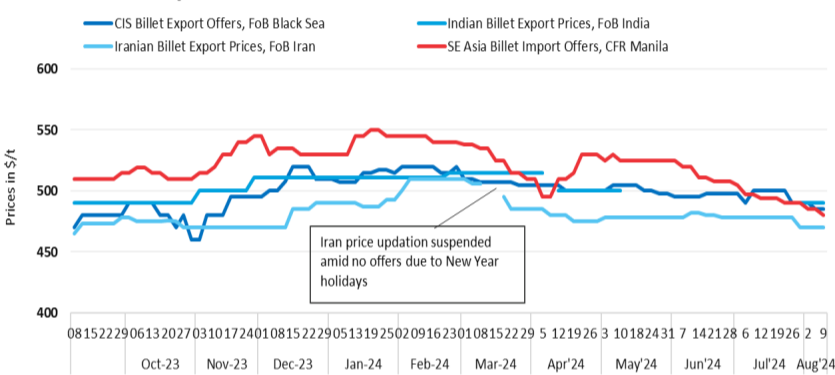
Week 32, 2024
Source: BigMint Research

China weekly: Steel prices fall w-o-w amid softening SHFE futures

2024-08-10 [READ MORE](#)



Global billet prices



Source: BigMint

Weekly round up: Global billet market witnesses weak market sentiment amid falling prices

2024-08-10 [READ MORE](#)



India steel industry performance in July'24 FY'25 y-o-y basis- Govt data

Indian crude steel production trend




- Crude steel output +2.2%
- Finished steel production +3.9%
- Finished steel exports -14.6%
- Finished steel imports +18.1%
- Finished steel consumption +2.4%

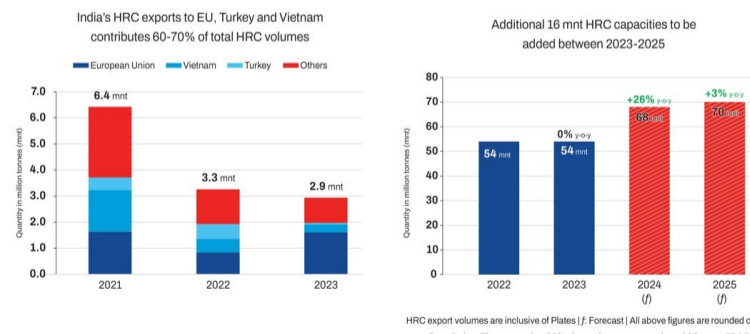
Source: Joint Plant Committee report
Compiled and maintained by BigMint Research

India: Finished steel imports rise over 18% m-o-m in July 2024 - JPC

2024-08-10 [READ MORE](#)




India: Anti-dumping investigations will hurt HRC market



HRC export volumes are inclusive of Plates | Forecast | All above figures are rounded off
Quantity in million tonnes (mmt) | % change in year-on-year (y-o-y) | Source: BigMint

India: Spate of anti-dumping duties to impact HRC exports. What lies ahead?

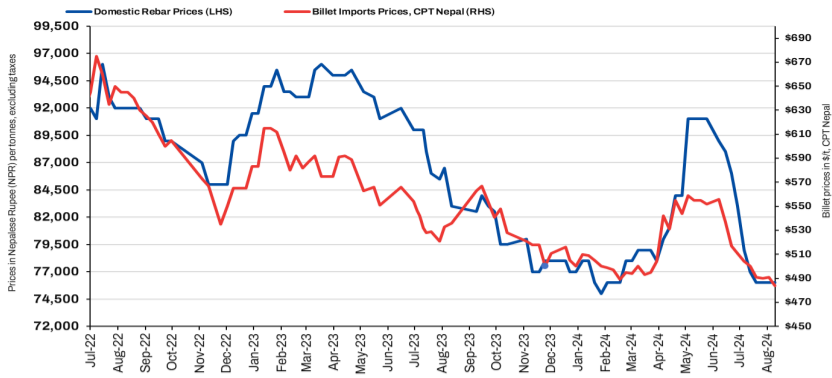
2024-08-10 [READ MORE](#)



India: RINL floats 30,000 t bloom export tender

2024-08-10 [READ MORE](#)

Nepal's Domestic Rebar Vs Import Billet Price Trend



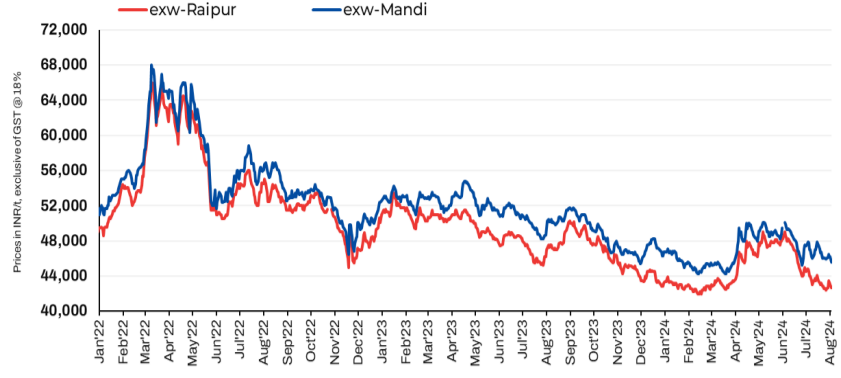
Last assessed on 10-Aug-24

Nepal: Rebar offers remain flat w-o-w amid low trade

2024-08-10

[READ MORE](#)

ERW pipes (patra based) prices - 41-60 OD



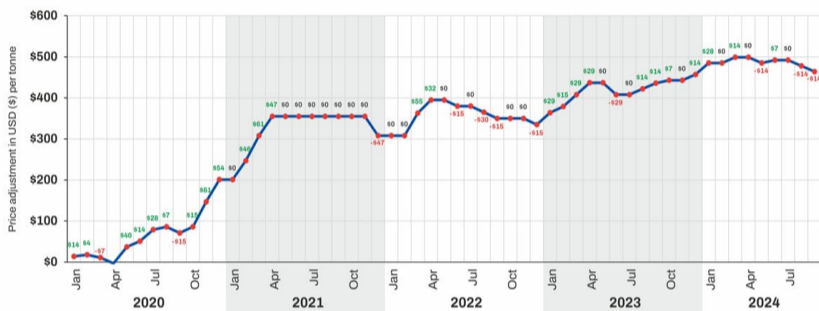
Source: BigMint

India: ERW patra pipe prices drop INR 1,000/t w-o-w

2024-08-10

[READ MORE](#)

China's Baosteel Hot Rolled Coils (HRC) Price Adjustments



Price adjustment in USD (\$) per tonne | Source: BigMint

China: Baosteel cuts HRC prices by \$14/t m-o-m for Sep'24

2024-08-10

[READ MORE](#)

China Domestic Billet Price



Source: BigMint

China: Steel billet prices edge up by RMB 10/t (\$1/t) d-o-d

2024-08-09

[READ MORE](#)

HCC

India: HCC Ltd's revenue up 3% y-o-y in Q1FY'25

2024-08-09

[READ MORE](#)



Commitment, Reliability & Quality

ITD Cementation India Ltd's revenue rises by 30% y-o-y in Q1FY'25

2024-08-09

[READ MORE](#)

Ferro Alloy

Manganese Ore (India)

Particular/Delivery	Size/Grade	Delivery	As On	Price	Change	1M	3M
Indian prices (in INR/MT)							
MOIL	6-80 mm, Lumps, Mn 46%	Ex-Mines	01 Aug 13.27 IST	28,175	-3,131	-3,131	NA
	Lumps, Lumps, Mn 44%, Fe 7%	Ex-Mines	01 Aug 13.27 IST	26,951	-2,995	-2,995	NA
	Lumps, Mn 37%, Fe 7.5%	Ex-Mines	01 Aug 13.27 IST	15,146	-5,601	-5,601	NA
	6-80 mm, Lumps, Mn 30%	Ex-Mines	01 Aug 13.27 IST	7,437	-2,751	-2,751	NA

Weekly Assessment, Prices Ex-Mines Basis Including Royalty

Chrome Ore (India)

Particular/Delivery	Size/Grade	Delivery	As On	Price	Change	1M	3M
Indian prices (in INR/MT)							
Ex-Jajpur (OMC-eAuction)	Friable 54%+	Ex-Mines	20 Jul 12.17 IST	38,287	+200	+200	NA
	Friable 52-54%	Ex-Mines	20 Jul 12.17 IST	32,184	-996	-996	NA
	Friable 50-52%	Ex-Mines	20 Jun 19.26 IST	24,773	-853	0	NA
	Lumps, Friable 48-50%	Ex-Mines	20 Jul 12.17 IST	24,145	-641	-641	NA

OMC E-Auction Prices Including Royalty

Silico Manganese (India)

Particular/Delivery	Size/Grade	Delivery	As On	Price	Change	1M	3M
Indian prices (in INR/MT)							
Ex-Durgapur	25-150 mm, HC 60-14	Ex-Works	09 Aug 18.54 IST	68,600	+200	-2,580	-21,080
	10-150 mm, LC (Mn 55% min.)	Ex-Works	08 Aug 10.26 IST	84,000	+1,000	-5,300	-26,000
	10-150 mm, MC (Mn 53% min.)	Ex-Works	08 Aug 10.26 IST	79,000	+1,300	-4,800	-26,000
	10-50 MM, HC 60-14	Ex-Works	09 Aug 18.54 IST	69,100	+200	-2,580	-21,080
Ex-Raipur	25-150 mm, HC 60-14	Ex-Works	09 Aug 18.54 IST	69,000	0	-2,880	-22,280
Ex-Vizag	25-150 mm, HC 60-14	Ex-Works	09 Aug 18.54 IST	68,600	0	-2,800	-22,580

Weekly Assessment; All Prices are basic; GST @ 18% extra

Ferro Manganese (India)

Particular/Delivery	Size/Grade	Delivery	As On	Price	Change	1M	3M
Indian prices (in INR/MT)							
Ex-Durgapur	10-150 mm, MC (Mn 70% min)	Ex-Works	08 Aug 10.27 IST	105,500	-3,250	-8,500	-14,500
	25-150 mm, HC 70%	Ex-Works	09 Aug 18.40 IST	75,400	+100	-5,200	-18,330
Ex-Raipur	25-150 mm, HC 70%	Ex-Works	09 Aug 18.40 IST	75,100	+300	-5,180	-17,950

Weekly Assessment; All Prices are basic; GST @ 18% extra

Ferro Chrome (India)

Particular/Delivery	Size/Grade	Delivery	As On	Price	Change	1M	3M
Indian prices (in INR/MT)							
Ex-Durgapur	10-60 mm, LC 60%	Ex-Works	08 Aug 10.31 IST	219,000	0	-6,500	-18,000
Ex-Jajpur	10-150mm, HC 60%, Si- 4%	Ex-Works	09 Aug 10.12 IST	103,400	-1,500	-6,625	-3,150
	10-150mm, HC 60%, Si - 2%	Ex-Works	08 Aug 10.31 IST	111,000	0	-4,700	-3,200

Weekly Assessment; All Prices are basic; GST @ 18% extra

Ferro Silicon (India)

Particular/Delivery	Size/Grade	Delivery	As On	Price	Change	1M	3M
Indian prices (in INR/MT)							
Ex-Guwahati	25-150 mm, FeSi 70%	Ex-Works	09 Aug 18.39 IST	88,800	-1,500	-3,850	-12,150
Ex-Bhutan	25-150 mm, FeSi 70%	Ex-Works	09 Aug 18.39 IST	89,800	-1,200	-4,350	-10,000

Weekly Assessment; All Prices are basic; GST @ 18% extra

Manganese Ore (Global)

Particular/Delivery	Size/Grade	Delivery	As On	Price	Change	1M	3M
Global prices (in USD/MT)							
CNF China	Lumps, Mn 37% (USD/dmtu)	-	10 Aug 10.47 IST	\$4.15 /dmtu	-0.18	-1.05	-2.1
	Lumps, Mn 44% (USD/dmtu)	-	10 Aug 10.47 IST	\$8.95 /dmtu	-0.05	+0.1	+2.02

CNF India	Lumps, Mn 37%, (South African origin) (USD/dmtu)	-	10 Aug 10.47 IST	\$4.3/dmtu	-0.15	-1	-2.1
	Lumps, Mn 44% (USD/dmtu)	-	10 Aug 10.47 IST	\$9.1/dmtu	0	+0.1	+2.05
	Lumps, Mn 46%, (USD/dmtu)	-	10 Aug 10.47 IST	\$9.7/dmtu	0	+0.1	+2.15

Weekly Assessment

Chrome Ore (Global)

Global prices (in USD/MT)							
CNF China	Conc 40-42%, S. Africa	-	06 Aug 17.46 IST	\$310	0	-10	+2
	Conc 46-48%, Turkish	-	06 Aug 17.46 IST	\$425	-5	-10	+15

Weekly Assessment

Silico Manganese (Global)

Global prices (in USD/MT)							
FOB India	25-150 mm, HC 60-14	-	09 Aug 18.51 IST	\$830	-2	-83	-308
	25-150 mm, HC 65-16	-	09 Aug 18.51 IST	\$965	-2	-75.6	-269.8

Weekly Assessment

Ferro Manganese (Global)

Global prices (in USD/MT)							
FOB India	25-150 mm, HC 70%	-	09 Aug 18.47 IST	\$927	0	-75	-208.4
	25-150 mm, HC 75%	-	09 Aug 18.47 IST	\$990	0	-76.2	-244.4

Weekly Assessment

Ferro Chrome (Global)

Global prices (in USD/MT)							
CNF China	10-150mm, HC 60% (cents/lb)	-	07 Aug 10.13 IST	¢95.5 /lb	-0.5	-2.5	-3.5
CNF Japan	10-50mm, HC 60% (cents/lb)	-	07 Aug 10.13 IST	¢100 /lb	-1	-3.5	-8
CNF South Korea	10-50mm, HC 60% (cents/lb)	-	07 Aug 10.13 IST	¢99 /lb	-1	-2.5	-3

Weekly Assessment

Ferro Silicon (Global)

Global prices (in USD/MT)							
FOB China	10-50 mm, FeSi 75%	-	05 Aug 18.32 IST	\$1,295	-5	+20	+45
FOB India	10-50 mm, FeSi 70%	-	05 Aug 18.32 IST	\$1,130	-70	-85	-156

Weekly Assessment

India: Manganese ore port wise imports vs price

Quantity in t (left axis), Price in USD/dmtu, CNF India (right axis)

Legend: Vizag (blue), Haldia (orange), Dhamra (green), South African ore (Mn 37%) prices (RHS) (red line)

Source: BigMint

India's imported manganese ore prices stable w-o-w, South African lumps drift lower

2024-08-10

[READ MORE](#)

Ferro Alloys Market Overview, India- Week 32

Domestic Ferro Alloys Weekly Prices	Prices (currency/t)	Changes w-o-w in %
Manganese ore		
Manganese Ore, CNF East Coast, India, Lumps, Mn 37% (USD/dmtu)	\$4.30	-3%
Manganese Ore, CNF Vizag, India, Lumps, Mn 46% (USD/dmtu)	\$9.70	0%
Silico manganese		
Silico Manganese, Exw-Rajpur, India, HC 60-14, 25-150 mm	₹69,000	-0.4%
Silico Manganese, Exw-Durgapur, India, HC 60-14, 25-150 mm	₹68,800	-0.3%
Silico Manganese, Exw-Vizag, HC 60-14, 25-150 mm	₹68,800	-0.3%
Silico Manganese, Exw-Durgapur, India, MC (Mn 53% min.), 10-150 mm	₹79,000	2%
Ferro manganese		
Ferro Manganese, Exw-Rajpur, India, HC 70%, 25-150 mm	₹76,100	-1%
Ferro Manganese, Exw-Durgapur, India, HC 70%, 25-150 mm	₹76,000	-1%
Ferro Manganese, Exw-Durgapur, India, 10-150 mm, MC (Mn 70% min)	₹108,750	-3%
Ferro chrome		
Ferro Chrome, Exw-Jajpur, India, HC 60%, 10-150mm	₹103,400	-2.0%
Ferro Chrome, Exw-Jajpur, India, HC 60% (Low silicon), 10-150mm	₹111,000	0%
Ferro Chrome, Exw-Durgapur, India, LC 60% (Low carbon), 10-80mm	₹219,000	0%
Ferro silicon		
Ferro Silicon, Exw-Guwahati, India, FeSi 70%, 25-150mm	₹88,800	-2%
Ferro Silicon, Exw-Phuentsholing, Bhutan, FeSi 70%, 25-150 mm	₹89,800	-1%
Noble Ferro alloys		
Ferro Vanadium, Ex-Plant Raipur, India, FeV50%, 10-100 mm	₹1,150,000	-2%
Ferro Molybdenum, Ex-Plant Nagpur, India, Mo: 60%, 10-100 mm	₹2,471,000	-3.4%

Source: BigMint

Weekly round-up: Ferro alloys prices reflect mixed trends amid market uncertainties

2024-08-10

[READ MORE](#)

Non Ferrous

Aluminium (India)

Particular/Delivery	Size/Grade	Delivery	As On	Price	Change	1M	3M
Indian prices (in INR/MT)							
Aluminium Utensil Scrap, Exy-Delhi	Loose	Ex-Yard	09 Aug 17.05 IST	179,000	+ 1,000	- 5,000	- 10,000
Aluminium Taint Tabor Scrap, Exy-Delhi	Loose	Ex-Yard	09 Aug 17.05 IST	178,000	+ 1,000	- 5,000	- 9,000
Aluminium Tense Scrap, Exy-Delhi	Solid (Loose)	Ex-Yard	09 Aug 17.05 IST	174,000	0	- 7,000	- 10,000
Aluminium Ingot P1020, Exy-Delhi	Ingot EC Grade 99.70%	Ex-Yard	09 Aug 17.05 IST	221,000	0	- 25,000	- 32,000
Aluminium Ingot ADC12, Exw-Delhi NCR	Automobile OEM Approved	Exw-Delhi NCR	07 Aug 17.22 IST	219,000	- 2,000	- 2,000	+ 500
	Non-OEM	Ex-Works	07 Aug 17.22 IST	209,000	0	- 4,000	- 3,000
Aluminium Extrusion Scrap, Exy-Delhi	6063 & 6061 (Mix)	Ex-Yard	09 Aug 17.05 IST	190,000	+ 1,000	- 3,000	- 2,000
Aluminium Ingot P1020, Exy-Mumbai	Ingot EC Grade 99.70%	Ex-Yard	09 Aug 17.05 IST	213,000	0	- 20,000	- 31,000
Aluminium Extrusion Scrap, Exy-Mumbai	6063 (Loose)	Ex-Yard	09 Aug 17.05 IST	196,000	0	- 6,000	- 2,000
Aluminium Utensil Scrap, Exy-Mumbai	Utensil (Loose)	DAP	09 Aug 17.05 IST	185,000	0	- 2,000	0
Aluminium Tense Scrap, Exy-Chennai	Solid (Loose)	Ex-Yard	09 Aug 17.05 IST	175,000	0	- 7,000	NA
Aluminium Ingot ADC12, Exw-Chennai	Automobile OEM Approved	Exw-Chennai	07 Aug 17.22 IST	218,000	- 1,000	NA	NA
	Non-OEM	Ex-Works	07 Aug 17.22 IST	211,000	0	- 4,500	NA

Aluminium (Global)

Particular/Delivery	Size/Grade	Delivery	As On	Price	Change	1M	3M
Global prices (in USD/MT)							
Aluminium Extrusion Scrap, CFR Nhava Sheva, Middle East	6063 (Briquetted)	-	06 Aug 17.14 IST	\$2,250	- 10	- 170	- 200
Aluminium Taint Tabor Scrap, CFR Nhava Sheva, Middle East	Briquetted, Clean	-	06 Aug 17.14 IST	\$2,020	- 15	- 130	- 60
Aluminium Taint Tabor, CFR Nahva Sheva, UK	Cut and sheared 9-10% attachment	-	06 Aug 17.14 IST	\$1,730	- 20	- 100	- 105
Aluminium Taint Tabor, CFR Nahva Sheva, US	HRB, Attachment 3%	-	06 Aug 17.14 IST	\$1,860	- 30	- 140	- 150
Aluminium Talk Scrap, CFR Nhava Sheva, Middle East	Solid (Clean)	-	06 Aug 17.14 IST	\$4,460	- 105	- 590	- 700
Aluminium Talk, CFR Nahva Sheva, US	Solid (Clean)	-	06 Aug 17.14 IST	\$4,620	- 165	- 660	- 805
Aluminium Tense Scrap, CFR Nhava Sheva, Middle East	Attachments 8-9%, Mix	-	06 Aug 17.14 IST	\$1,700	- 30	- 155	- 190
Aluminium Tense, CFR Nahva Sheva, US	Attachments 6-7%	-	06 Aug 17.14 IST	\$1,810	- 5	- 80	- 150
Aluminium Wheel Scrap, CFR Nahva Sheva, UK	Solid (Loose)	-	06 Aug 17.14 IST	\$2,210	- 30	- 160	- 190
Aluminium Zorba 95-5, CFR Nhava Sheva, UK	20 mm, Solid (Shredded)	-	06 Aug 17.14 IST	\$1,960	- 15	- 100	- 210
Silicon Metal, CFR Mundra, China	Grade 553 Si- 98.5%	-	06 Aug 17.14 IST	\$1,760	- 30	- 240	- 160

Copper (India)

Particular/Delivery	Size/Grade	Delivery	As On	Price	Change	1M	3M
Indian prices (in INR/MT)							


Copper Secondary CC Wire Rods, Exw-Delhi	8 mm, Cu 99% min	Ex-works	09 Aug 17.09 IST	768,000	+ 4,000	- 63,600	- 91,200
Copper Primary CC Wire Rods, Exw-Delhi	8 mm, Cu 99.99%	Ex-works	09 Aug 17.09 IST	790,000	+ 2,000	- 79,000	- 107,000
Copper Armature Scrap, Exy-Delhi	Cu 99%	Ex-Yard	09 Aug 17.09 IST	730,000	+ 8,000	- 48,900	- 77,200
Copper Primary CC Wire Rods (CCR), Exy-Mumbai	8 mm, Cu 99.99%	Ex-Yard	09 Aug 17.09 IST	801,000	+ 14,000	- 76,000	- 120,000
Copper Armature Scrap, Exy-Mumbai	Cu - 98%	DAP	09 Aug 17.09 IST	765,000	+ 4,000	- 51,000	- 75,800
Brass Honey Scrap, Exy-Mumbai	Cu 63% Zn 33%	DAP	09 Aug 17.09 IST	500,000	+ 5,000	- 34,000	- 47,000

Zinc (India)

Particular/Delivery	Size/Grade	Delivery	As On	Price	Change	1M	3M
Indian prices (in INR/MT)							
Zinc Special High Grade Ingot, Exw-Delhi	Ingot, Zn 99.99%	Ex-works	09 Aug 17.03 IST	260,000	+ 6,000	- 21,600	- 14,200
Zinc Special High Grade Ingot, Exy-Mumbai	Ingot, Zn 99.995%	Ex-Yard	09 Aug 17.03 IST	261,000	+ 9,000	- 19,600	- 4,800


Lead (India)

Particular/Delivery	Size/Grade	Delivery	As On	Price	Change	1M	3M
Indian prices (in INR/MT)							
Lead Remelted Ingot, Exw-Delhi	Ingot, Pb 99%	Ex-works	09 Aug 17.04 IST	184,000	0	- 5,600	- 5,000
Lead Primary Ingot, Exw-Delhi	Ingot, Pb 99.99%	Ex-works	09 Aug 17.04 IST	204,000	0	- 6,000	- 5,000
Lead Primary Ingot, Exy-Mumbai	Ingot, Pb 99.99%	Ex-Yard	09 Aug 17.04 IST	195,000	+ 3,000	- 1,600	- 1,800



Non Ferrous Market Overview, August, Week 32

Non Ferrous grades	Prices/t	W-o-W % change
Al Tense Scrap, Exy-Delhi	174,000	=0.0%
Al Tense Scrap, CFR Nhava Sheva, Middle East	\$1,700	-1.7%
Copper Armature Scrap, Exy-Delhi	730,000	-2.2%
Copper Motor Mix, CFR Mundra, US	\$1,150	-2.5%
Brass Honey Scrap, CFR Mundra, Middle East	\$5,400	=0.0%
Zinc Special High Grade Ingot, Exw-Delhi	260,000	=0.0%
Zinc Diecast, CFR Mundra, Middle East	\$2,060	-1.1%
Lead Remelted Ingot, Exw-Delhi	184,000	-1.8%




Source: BigMint Al: Aluminium

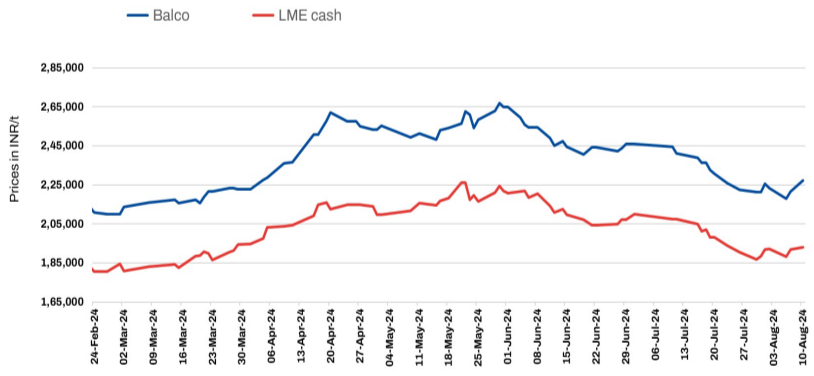
Weekly round-up: Global, domestic base metal markets show diverging trends w-o-w, copper stocks surge 20%

2024-08-10

[READ MORE](#)



India: Domestic aluminium ingot P1020 vs LME price trend



Source: Balco | IST 10:30 AM

India: Balco raises aluminium ingot prices by INR 5,500/t (\$65/t)

2024-08-10 11:52:29

[READ MORE](#)

India: BigMint's billet index falls further by INR 200/t d-o-d - 9 Aug

09 Aug 2024

BigMint's billet index declined further by INR 200/t reaching INR 38,200/tonne exw-Raipur on 9 August, 2024.

Billet prices saw further correction today due to muted buying interest in both the semi-finished and finished steel segments. Market participants withheld bookings as market movements continued to slow down, with limited inquiries heard today.

Rebar prices decreased by INR 200/t, while wire rod prices dropped INR 300/t d-o-d. Sponge iron prices in Raipur fell INR 200/t today.

The conversion spread from sponge iron (PDRI) to billets of the standalone furnaces in the region was recorded at INR 14,000/t.

Rationale -

This index has been derived based on

transactions, offers, bids and indicative price data sets. Transactions are considered as T1 and given a weightage of 50% whereas other data sets are considered as T2 and given a weightage of the balance 50%.

- **Transactions (T1)** - Three trades at INR 38,200-38,300/t were recorded during the 2:30 pm to 5:30 pm BigMint trading window and considered for final price calculation as T1 inputs. The average of these transactions was INR 38,229/t which is given a 50% weightage in the final price calculation.
- **Other price indicators - bids/offers/indicative (T2)** - Eight offers were reported in the trading window and considered as T2 inputs. The average price of these eight was INR 38,175/t and given a 50% weightage in the final price calculation.

The final price of billets exw-Raipur was at INR 38,202/t, rounded off to INR 38,200/t exw.

From BigMint Team - While it would be our earnest endeavour, at BigMint, to bring about transparent and unbiased price index reporting, we would request all our readers and subscribers for their feedback and if they could participate in the reporting of more transactions.

For detailed methodology - [click here](#)

India Domestic Raipur Billet Trade Updates - 9 Aug'24						BIGMINT	
Participant	Industry Type	Trade Type	*Price (INR/t)	Delivery	Time of Deal/Call	Data Set	Outlier
P1	Trader	Indicative	38,300	EXW	11:58	T2	Yes
P2	Trader	Offer	38,300	EXW	12:05	T2	Yes
P3	Trader	Indicative	38,300	FOR	12:07	T2	Yes
P4	Trader	Indicative	38,400	FOR	12:53	T2	Yes
P5	Seller	Indicative	38,400	FOR	12:58	T2	Yes
P6	Seller	Offer	38,000	EXW	15:14	T2	Yes
P7	Trader	Indicative	38,200	EXW	15:16	T2	No
P8	Seller	Offer	38,000	EXW	15:17	T2	Yes
P9	Trader	Offer	38,150	FOR	15:36	T2	No
P10	Trader	Indicative	38,000	EXW	15:58	T2	Yes
P11	Trader	Indicative	38,000	EXW	16:38	T2	Yes
P12	Buyer	Indicative	38,000	EXW	16:48	T2	Yes
P13	Seller	Indicative	38,400	EXW	16:57	T2	Yes
P14	Trader	Trade	38,200	EXW	17:07	T1	No
P15	Trader	Trade	38,300	EXW	17:07	T1	No
P16	Trader	Trade	38,200	EXW	17:15	T1	No

T1 - Trade, T2 - Offer/Bid/Indicative, *Normalized price as per methodology

India Domestic Billet Price Index EXW Raipur

- Credible & Transparent Prices
- Robust Methodology & Rationale
- IOSCO Compliance
- Independent View of the Market
- Enabling Informed Conversations & Negotiations

Global Prices

Global Prices - Region Wise

























Commodity	Particular	Grade/Size	Price	Change	W-O-W	1M	3M
China							
<i>Export</i>							
Billet	FOB China	125*125, BF Grade	NA	NA	NA	NA	NA
TMT (Re-Bar)	FOB China	Commerical	NA	NA	NA	NA	NA
Wire Rod	FOB China	5.5mm	NA	NA	NA	NA	NA
HRC	FOB China	2.5mm	\$495	0	0	-15	-50
CRC	FOB China	0.90 mm	\$555	-5	-5	-15	-60
<i>Import</i>							
Iron Ore	CNF China	Lumps Fe 64/63%, South Africa	\$100	-2	-3	-9	-17
Iron Ore	CNF China	Fines Fe 62%, Australia	\$99	-2	-3	-9	-18
Pellets	CNF China	6-20mm, BF Grade	\$123	+4	+4	-6	-8
Coking Coal	CNF China	Premium HCC, Australia	NA	NA	NA	NA	NA
Mill Scale	CNF China	70/68%	NA	NA	NA	NA	NA
FeCr	CNF China	HC 60%	ϕ95.5/lb	-0.5	-0.5	-2.5	-3.5
Mn Ore	CNF China	Mn 46% Lumps, Australia	NA	NA	NA	NA	NA
Mn Ore	CNF China	Mn 38%, South Africa	NA	NA	NA	NA	NA
CIS Nations							
<i>Export</i>							
Billet	FOB Black Sea	125*125, BF Grade	\$485	0	-5	-15	-20
Slabs	FOB Black Sea	Commercial	NA	NA	NA	NA	NA
Pig Iron	FOB Black Sea	Steel Grade	\$392	-13	-13	-23	-18
TMT (Re-Bar)	FOB Black Sea	Commercial	NA	NA	NA	NA	NA
HRC	FOB Black Sea	2.5mm	\$530	-13	-13	-15	-32
CRC	FOB Black Sea	0.90mm	\$620	-15	-15	-17	-35
Japan/Korea							
<i>Export</i>							
HRC	FOB Korea	2.5mm	\$550	-20	NA	NA	NA
<i>Import</i>							
FeCr	CNF Japan	HC 60%	ϕ100/lb	-1	-1	-3.5	-8








Note:- W-O-W: Week On Week, 1M: Change over last month, 3M: Change over last 3 months, All prices are weekly assessment, Iron Ore are daily assessment

Commodity	Particular	Grade/Size	Price	Change	W-O-W	1M	3M
India							
<i>Export</i>							
Iron Ore	FOB India	Fines, Fe 58/57%	\$57	-1.5	-1	-2	-8
Billet	FOB India	150*150mm	\$490	0	0	NA	NA
Pig Iron	FOB India	Steel Grade	NA	NA	NA	NA	NA
HRC	FOB India	2.5mm	\$560	0	NA	NA	NA
CRC	FOB India	0.9mm	\$675	0	0	-5	-25
SiMn	FOB India	60/14%	\$830	-2	-6	-83	-308
FeMn	FOB India	HC 75%	\$990	0	-22.2	-76.2	-244.4
FeSi	FOB Bhutan	70-75%	\$1,130	-70	-70	-85	-156
<i>Import</i>							
Iron Ore	CNF India	Lumps Fe 64%, South Africa	NA	NA	NA	NA	NA
Scrap	CNF India	HMS 1&2 ,Middle East	NA	NA	NA	NA	NA
Scrap	CNF India	Shredded, Europe	\$415	0	0	+2.6	-12.25
Coking Coal	CNF India	Premium HCC, Australia	\$230	0	0	-23	-27.4
Non-Coking Coal	CNF India	RB2 5500 NAR, South Africa	NA	NA	NA	NA	NA
Met Coke	CNF India	62%, China	NA	NA	NA	NA	NA
Pellets	CNF India	6-20mm, BF Grade	NA	NA	NA	NA	NA
Wire Rod	CNF India	5.5mm, China	NA	NA	NA	NA	NA
HRC	CNF India	2.5mm, China	\$535	0	0	-15	-30
HRC	CNF India	2.5mm, Korea	\$570	-30	NA	NA	NA
CRC	CNF India	0.90mm, China	\$575	-5	-5	-15	-60
HR Plate	CNF India	A 36	NA	NA	NA	NA	NA
Mn Ore	CNF India	Mn 38%, South Africa	NA	NA	NA	NA	NA
Europe & US							
<i>Export</i>							
Pig Iron	FOB Brazil	Steel Grade	\$442	0	0	-3	-8
<i>Import</i>							
Scrap	CFR Turkey	HMS (80:20), US	\$381	0	-7	-9	+1.75
HRC	CIF Europe	2.5mm	NA	NA	NA	NA	NA
Middle East & Africa							
<i>Export</i>							
Iron Ore	FoB South Africa	Lumps, Fe 64/63%	NA	NA	NA	NA	NA
Non Coking Coal	FoB South Africa	RB2 5500 NAR	NA	NA	NA	NA	NA
<i>Import</i>							
Billet	CNF Dubai	125*125, China	NA	NA	NA	NA	NA
HRC	CNF Dubai	2.5mm, China	\$540	0	0	-15	-35

Note:- W-O-W: Week On Week, 1M: Change over last month, 3M: Change over last 3 months, All prices are weekly assessment, Iron Ore are daily assessment

LIVE TENDERS

COMPANY	TYPE	GRADE	QUANTITY	EXPIRY DATE	LOCATION	VIEW
Aluminium						
Yantra India Limited	Buy	Primary Aluminum Ingot	70 MT	17 Aug, 2024	 Nagpur, Maharashtra, India	VIEW
Billet/Ingot/Slab						
RINL	Sell	Billet 90x90 C20mm Gr A	20,000 MT	13 Aug, 2024	 Visakhapatnam, Andhra Pradesh, India	VIEW
RINL	Sell	Bloom	606 MT	12 Aug, 2024	 Vishakhapatnam, Andhra Pradesh, India	VIEW
RINL	Sell	Bloom	1,358 MT	12 Aug, 2024	 Vishakhapatnam, Andhra Pradesh, India	VIEW
RINL	Sell	Bloom	864 MT	14 Aug, 2024	 Visakhapatnam, Andhra Pradesh, India	VIEW
RINL	Sell	Bloom	910 MT	14 Aug, 2024	 Visakhapatnam, Andhra Pradesh, India	VIEW
RINL	Sell	Bloom	721 MT	14 Aug, 2024	 Visakhapatnam, Andhra Pradesh, India	VIEW
Ferro Manganese						
Arcelor Mittal	Buy	Ferro Manganese-Medium Carbon	500 MT	16 Aug, 2024	 Hazira, Gujarat, India	VIEW
Fines/Lumps						
ResourcesPelletsConcentratesPrivateLimited	Sell	Iron Ore Fines	8,000 MT	13 Aug, 2024	 Bellary, Karnataka, India	VIEW
RINL	Buy	Iron Ore Lumps	300,000 MT	14 Aug, 2024	 Vishakhapatnam, Andhra Pradesh, India	VIEW
RINL	Buy	Iron Ore Fines	360,000 MT	14 Aug, 2024	 Vishakhapatnam, Andhra Pradesh, India	VIEW
Karnataka State Minerals Corporation Limited	Sell	Iron Ore Lumps	261,202 MT	14 Aug, 2024	 Bellary, Karnataka, India	VIEW
Karnataka State Minerals Corporation Limited	Sell	Iron Ore Fines	204,000 MT	17 Aug, 2024	 Bellary, Karnataka, India	VIEW
Sri Kumaraswamy Mineral Exports Private Limited	Sell	Iron Ore Fines & Lumps	52,000 MT	13 Aug, 2024	 Bellary, Karnataka, India	VIEW
OMDC	Sell	Iron Ore Fines & Lumps	12,023 MT	13 Aug, 2024	 Keonjhar, Odisha, India	VIEW
NMDC	Sell	Iron Ore Fines & Lumps	64,500 MT	16 Aug, 2024	 Dantewada, Chattisgarh, India	VIEW
NMDC	Sell	Iron Ore-B ROM Fe:65.5%	43,000 MT	16 Aug, 2024	 Dantewada, Chattisgarh, India	VIEW
NMDC	Sell	Iron Ore Lumps Fe:65.5%	6,000 MT	16 Aug, 2024	 Bacheli, Chattisgarh, India	VIEW
Melting Scrap						
HPCLMittalEnergyLimited	Sell	Melting Scrap	1,000 MT	20 Aug, 2024	 Bathinda, Punjab, India	VIEW
BelriseIndustriesLimited	Sell	Melting Scrap	200 MT	16 Aug, 2024	 Halol, Gujarat, India	VIEW
Non Coking						
RINL	Buy	Imported PCI Coal	375,000 MT	12 Aug, 2024	 Visakhapatnam, Andhra Pradesh, India	VIEW
Minas de Benga Lda	Services	Non Coking Coal	1 Nos	16 Sep, 2024	 Maputo, Mozambique	VIEW
ODISHA COAL AND POWER LIMITED	Sell	Non Coking Coal G14	3,000,000 MT	23 Aug, 2024	 Sundargarh, Odisha, India	VIEW
Pig Iron						
NALCO	Buy	Pig Iron	1,600 MT	24 Aug, 2024	 Bhubaneswar, Odisha, India	VIEW
Silico Manganese						

COMPANY	TYPE	GRADE	QUANTITY	EXPIRY DATE	LOCATION	VIEW
NMDC	Buy	Silico Manganese	35,436 MT	12 Aug, 2024	 Jagdalpur, Chattisgarh, India	VIEW
Stainless Steel						
BHEL	Buy	Stainless Steel Plates	148 MT	20 Aug, 2024	 Haridwar, Uttarakhand, India	VIEW
Used Plants And Machines						
AssamIndustrialDevelopmentCorporationLimited	Sell	Used Plant & Machines	1 Nos	20 Sep, 2024	 Guwahati, Assam, India	VIEW
Wire Rod						
RINL	Sell	Wire Rod Coil	210 MT	12 Aug, 2024	 Visakhapatnam, Andhra Pradesh, India	VIEW
Zinc						
TATA Steel	Sell	Zinc Dross	25 MT	12 Aug, 2024	 Jamshedpur, Jharkhand, India	VIEW
TATA Steel	Sell	Zinc Dross	25 MT	12 Aug, 2024	 Ghaziabad, Uttar Pradesh, India	VIEW
ISWP	Sell	Zinc Ash	46 MT	14 Aug, 2024	 Jamshedpur, Jharkhand, India	VIEW

[View All](#)



Formerly SteelMint / CoalMint

Contact:

info@bigmint.co

+91 97700 56666

Disclaimer: BigMint has taken due care and caution in compilation of content. Information is just for reference not intended for trading purpose or to address your particular requirement. The content includes facts, views and opinions are of individuals and not that of the BigMint management. We and our content licensors do not guarantee or warrant the accuracy, completeness or timeliness of, or otherwise endorse these views, and opinions. BigMint and its affiliates, or their employees, directors or agents shall not be liable or responsible for any loss or costs or any action whatsoever arising out of use or relying on the spot prices disseminated.