



**BIGMINT**

Formerly SteelMint / CoalMint

Issue 1282,

# Daily Steel Report

## HIGHLIGHTS

12 Sep 2024, Thu

[Intel & Insights](#)

---

[Snap Shot - Global Prices \(USD/MT\)](#)

---

[Snap Shot - Indian Domestic Prices \(INR/MT\)](#)

---

[Iron Ore](#)

---

[Coal](#)

---

[Scrap & Metallica](#)

---

[Steel](#)

---

[Ferro Alloy](#)

---

[Non Ferrous](#)

---

[India Domestic Billet Index](#)

---

[Global Prices - Region Wise](#)

---

[Live Tenders](#)

---

## INDIA

### Iron Ore

Dry bulk iron ore freights fall w-o-w; Australia bucks trend	<a href="#">READ MORE &gt;</a>
India: Iron ore concentrate prices remain stable; market awaits NMDC's price revision	<a href="#">READ MORE &gt;</a>
India: BigMint's pellet export index falls to 7-years low amid weak market sentiments	<a href="#">READ MORE &gt;</a>
India: Imported South African lump offers fall to over 20-months by \$5/t w-o-w	<a href="#">READ MORE &gt;</a>
India: Over 60,000 t of iron ore to be auctioned from Karnataka	<a href="#">READ MORE &gt;</a>
India: JSW to auction around 100,000 t of iron ore fines from Odisha	<a href="#">READ MORE &gt;</a>
India: NMDC to auction 10,000 t of ROM iron ore from Chhattisgarh	<a href="#">READ MORE &gt;</a>
India: NMDC to auction over 380,000 t of iron ore from Karnataka	<a href="#">READ MORE &gt;</a>
Key takeaways from BigMint's flagship conference	<a href="#">READ MORE &gt;</a>
BigMint's daily trade sheet - 10 Sep'24	<a href="#">READ MORE &gt;</a>
India's iron ore exports fall to a one-and-a-half-year low in Aug'24. Know why?	<a href="#">READ MORE &gt;</a>

### Coal

Indian Oil cuts fuel grade pet coke prices for Sept deliveries	<a href="#">READ MORE &gt;</a>
India: Portside thermal coal prices from South Africa fall w-o-w	<a href="#">READ MORE &gt;</a>
India: Imported met coke offers fall by \$10-15/t w-o-w	<a href="#">READ MORE &gt;</a>
India's coking coal port stocks rise 1.4% w-o-w - Week 36, 2024	<a href="#">READ MORE &gt;</a>

### Scrap & Metallics

South Asia: Imported scrap market remains unchanged d-o-d on weak demand-11 Sep	<a href="#">READ MORE &gt;</a>
India: Mill scale prices inch up in major markets	<a href="#">READ MORE &gt;</a>
India: BigMint's ferrous scrap index dips INR 400/t d-o-d, bid-offer disparity prevails-11 Sept	<a href="#">READ MORE &gt;</a>
India: Sponge iron prices show mixed trends - 11 Sep	<a href="#">READ MORE &gt;</a>

### Steel

India: Trade-level HRC prices fall further by INR 100-500/t; market waiting for clarity on import duty	<a href="#">READ MORE &gt;</a>
Indian DRI, billet, and rebar update - 11 Sep	<a href="#">READ MORE &gt;</a>
India: BigMint's billet index declines further by INR 250/t d-o-d - 11 Sep	<a href="#">READ MORE &gt;</a>
India's brand-wise rebar offers from BF and IF route mills - 11 Sep	<a href="#">READ MORE &gt;</a>

### Ferro Alloy

India: Ferro molybdenum prices inch up on sustained global demand	<a href="#">READ MORE &gt;</a>
Indian silico manganese prices hit 5-month low amid panic selling, falling offers	<a href="#">READ MORE &gt;</a>
Indian ferro vanadium prices inch up on improved global demand	<a href="#">READ MORE &gt;</a>

### Non Ferrous

Indian firms sign MoU with UAE for critical minerals supply chain	<a href="#">READ MORE &gt;</a>
India: Aluminium ADC12 alloyed ingot prices decline w-o-w amidst weak demand	<a href="#">READ MORE &gt;</a>
Indian copper prices edge down by INR 2,000/t d-o-d	<a href="#">READ MORE &gt;</a>
Base metals prices on LME witness negative trends; stocks experience outflows	<a href="#">READ MORE &gt;</a>

### Stainless Steel

India: Stainless steel prices decline w-o-w amid drop in LME nickel	<a href="#">READ MORE &gt;</a>
India extends CVD on welded stainless steel pipes from China, Vietnam	<a href="#">READ MORE &gt;</a>

## Ship Breaking

India: Melting scrap prices stay stable for 5th straight day in Alang

[READ MORE >](#)

## CHINA

China: Iron ore spot prices fall by \$1/t d-o-d amid weak demand

[READ MORE >](#)

China: Steel billet prices rise by RMB 40/t (\$6/t) d-o-d

[READ MORE >](#)

China: Shagang Steel keeps long steel prices stable for mid Sep'24

[READ MORE >](#)

China: Automobile sales increase m-o-m in Aug'24

[READ MORE >](#)

## SOUTH ASIA

Bangladesh: Imported ferrous scrap index falls by up to \$10/t w-o-w; slow inquiries amid dull steel demand

[READ MORE >](#)

## SOUTH EAST ASIA

Vietnam eyes new coal import sources amid soaring demand

[READ MORE >](#)

## FAR EAST ASIA

Japan's Kanto scrap export tender bids hit nearly 2-year low amid JPY appreciation, weak demand

[READ MORE >](#)

Taiwan's ferrous scrap imports remain range-bound in Aug'24

[READ MORE >](#)

Japan: Tokyo Steel further cuts scrap procurement prices by up to JPY 1,500/t (\$11/t)

[READ MORE >](#)

South Korea: Scrap arrivals at major ports drop by 9% w-o-w

[READ MORE >](#)

Japan: Kanto scrap export tender for Sep'24 sees drop in bid prices by \$23/t

[READ MORE >](#)

Taiwan Feng Hsin's rebar, scrap prices keep stable

[READ MORE >](#)

Japan's Nippon Steel cuts HRC export offers for Oct'24 shipments

[READ MORE >](#)

## MEA (MIDDLE EAST AFRICA)

Iran: Domestic billet, rebar prices remain stable amid improved market sentiments

[READ MORE >](#)

Middle East: Imported HRC offers drop w-o-w amid recent deal

[READ MORE >](#)

## CIS NATIONS

Turkiye: Recent US-origin imported ferrous scrap deals witness stable prices

[READ MORE >](#)

Ukraine: Steelmakers' rolled steel production increases by 16% y-o-y in Aug'24

[READ MORE >](#)

# Japan's Kanto scrap export tender bids hit nearly 2-year low amid JPY appreciation, weak demand

Sep 11, 2024 18:58

The Japanese Kanto H2 scrap export tender concluded today, showing a decline in bids in terms of JPY. Similarly, bids in dollar terms dropped by \$23/t compared to August's tender. This auction price marks the lowest level

in nearly two years, since August 2022, reflecting a sharp decline of almost JPY 9,500/t from July to September. As per market reports, approximately 15,000 tonnes (t) of scrap were likely to be booked by a Chattogram-based m

*Continued*

## SNAP SHOT - GLOBAL PRICES (USD/MT)

Commodity	Particular	Size, Grade	As on	Price	Change	1M	3M
Iron Ore Fines <sup>1</sup>	China Imports	Fines, Fe 62%	11 Sep   10.15 IST	\$90	-1	-8	-16
Iron Ore <sup>1</sup>	Indian Imports	Lumps, Fe 64%	11 Sep   15.30 IST	\$98	-5	-12	-23
Pellets (Brazil) <sup>2</sup>	China Imports	6-20 mm, Fe 65%	11 Sep   13.44 IST	\$112	-3	-7	-12
Pellets (India) <sup>2</sup>	China Imports	6-20 mm, Fe 63%	11 Sep   18.34 IST	\$96.5	0	-5.5	-14
Coking <sup>2</sup>	Australia Exports	Premium HCC	11 Sep   10.55 IST	\$180	-2	-27.67	-76.5
Non Coking <sup>2</sup>	India Imports	RB2, S.Africa	11 Sep   13.59 IST	\$105	0	-5.75	-9
Graphite Electrode <sup>2</sup>	China Exports	600mm, UHP	11 Sep   12.24 IST	15,200 RMB/t	+50	NA	-1,150
Scrap <sup>2</sup>	India Imports	Shredded	11 Sep   18.54 IST	\$395	0	-12.5	-22.6
Scrap <sup>2</sup>	Turkey Imports	HMS 80:20	11 Sep   18.54 IST	\$370	0	-4.25	-16
Scrap <sup>2</sup>	Pakistan Imports	Shredded	11 Sep   18.54 IST	\$400	0	-10.75	-22.6
Scrap <sup>2</sup>	Bangladesh Imports	Shredded	11 Sep   18.54 IST	\$402	0	-18	-20.2
Scrap (Ship Breaking) <sup>2</sup>	India Imports	Containers	10 Sep   12.18 IST	\$510	-10	0	-50
Billet <sup>2</sup>	India Exports	150*150, 3SP/4SP	03 Sep   18.08 IST	\$490	0	0	NA
Billet <sup>2</sup>	Russia Exports	130*130, 3SP	10 Sep   18.40 IST	\$460	-13	-20	-38
Billet <sup>2</sup>	Iran Exports	130*130, 3SP	10 Sep   18.40 IST	\$465	0	-6	-15
Billet <sup>2</sup>	Philippines Import	150*150, 3SP	10 Sep   18.38 IST	\$455	-5	-25	-54.5
Sponge Iron <sup>2</sup>	India Exports	-	-	-	-	-	-
Pig Iron <sup>2</sup>	Russia Exports	Steel Grade	07 Sep   11.40 IST	\$382	-6	-10	-38
HRC <sup>2</sup>	China Exports	3-12mm, SS400	10 Sep   18.12 IST	\$450	-15	-30	-70
Wire Rod <sup>2</sup>	Nepal Import	5.5-6.0mm, Commercial Grade	07 Sep   13.18 IST	\$525	0	-5	-57
HRC <sup>2</sup>	India Exports	2.5 mm, SAE1006	23 Apr   18.30 IST	\$560	0	-15	-40
HRC <sup>2</sup>	South Korea Exports	1.6-2.5mm, SAE 1006	13 Aug   18.46 IST	\$520	-30	-30	NA
HRC (China) <sup>2</sup>	Vietnam Imports	2-3mm, SAE 1006	10 Sep   18.19 IST	\$470	-15	NA	-75
HRC (China) <sup>2</sup>	Dubai Imports	2-3mm, SAE 1006	10 Sep   18.19 IST	\$470	-15	NA	-75
CRC <sup>2</sup>	India Exports	0.9 mm, IS 513 Gr.O	11 Sep   18.13 IST	\$645	0	-30	-50
CRC <sup>2</sup>	China Exports	0.90mm, SPCC	11 Sep   18.13 IST	\$520	0	-15	-75
HR Plate <sup>2</sup>	China Exports	5-10mm, SS 400	11 Sep   18.55 IST	\$470	-5	-30	-75
GP <sup>2</sup>	China Exports	DX51D+z80, Width 1,000-1,500 mm, thickness 0.5-2mm	05 Sep   17.44 IST	\$585	-5	-30	-60
Silico Manganese <sup>2</sup>	India Exports	25-150 mm, HC 65-16	11 Sep   18.33 IST	\$912	-2	-51	-295
Ferro Chrome <sup>2</sup>	China Import	10-150mm, HC 60%	11 Sep   10.30 IST	¢94.25 /lb	-0.75	-1.25	-4.75
Manganese Ore <sup>2</sup>	India Imports	Lumps, Mn 37%,	07 Sep   11.37 IST	\$4 /dmtu	0	-0.3	-2.35
Ferro Manganese <sup>2</sup>	India Exports	25-150 mm, HC 75%	11 Sep   18.34 IST	\$933	0	-69	-292.2
Ferro Silicon <sup>2</sup>	Bhutan Exports	10-50 mm, FeSi 70%	09 Sep   18.31 IST	\$1,150	0	+20	-150

1-Daily Assessment, 2-Weekly Assessment, 3-Monthly Assessment, W-O-W: Week On Week, 1M: Change over last month, 3M: Change over last 3 months

# India: BigMint's pellet export index falls to 7-years low amid weak market sentiments

Sep 11, 2024 19:26

Global iron ore fines prices remain under pressure Domestic-export realisation gap continues to widen Domestic market facing slight supply glut Export prices for pellets continued to face pressure this week as major market participants

approached trading cautiously and stayed away from the market. BigMint's India pellet (Fe 63%, 3% Al) export index (FOB east coast) decreased by \$4.5/tonne (t) w-o-w to \$84/t on 11 September 2024. The index fell to o

*Continued*

## SNAP SHOT - INDIAN DOMESTIC PRICES (INR/MT)

Commodity	Particular	Size,Grade	As on	Price	Change	1M	3M
Fines/lumps <sup>2</sup>	Iron Ore Index	5-18 mm, Fe 63%, DR Grade	07 Sep   14.39 IST	5,650	0	-150	-2,150
Fines/lumps <sup>2</sup>	Iron Ore Index	0-10 mm, Fe 63%	07 Sep   14.02 IST	4,400	0	-250	-1,450
Iron Ore <sup>3</sup>	NMDC	6-40 mm, Fe 65.5%	07 Aug   11.13 IST	5,350	NA	NA	-1,100
Iron Ore <sup>3</sup>	NMDC	0 -10 mm, Fe 64%	07 Aug   11.05 IST	4,610	NA	NA	-1,000
Pellets <sup>2</sup>	Raipur	6-20 mm, Fe 63%,	10 Sep   18.27 IST	8,600	0	-500	-2,000
Pellets <sup>2</sup>	Bellary	6-20 mm, Fe 63%	10 Sep   18.27 IST	9,400	0	-150	-950
Met Coke <sup>2</sup>	Ex-India (East)	25-90 mm, Blast Furnace-grade	11 Sep   16.56 IST	33,500	-600	-1,300	-2,000
Graphite Electrode <sup>3</sup>	Ex-India	600mm, UHP	24 Jun   19.11 IST	325,000	0	0	0
Mill Scale <sup>2</sup>	FoR-Kandla	Fines, Fe 70/68%	11 Sep   18.56 IST	6,450	+50	-200	-550
Hms <sup>1</sup>	Ex-Mumbai	HMS	11 Sep   17.41 IST	32,500	0	-500	-2,000
Hms <sup>1</sup>	Ex-Alang	HMS	11 Sep   17.41 IST	34,000	0	+600	-3,300
Pig Iron <sup>1</sup>	Ex-Durgapur	Steel Grade	11 Sep   17.32 IST	35,950	+150	-850	-2,150
Pig Iron <sup>1</sup>	Ex-Ludhiana, Foundary	Foundry Grade	11 Sep   13.49 IST	42,200	-500	-1,800	-2,300
Sponge Pellet <sup>1</sup>	Ex-Raipur	Lumps, FeM 80%, +/-1	11 Sep   17.29 IST	24,800	+100	+400	-1,300
Billet <sup>1</sup>	Ex-Mumbai	100x100mm, IS 2831	11 Sep   17.57 IST	40,200	-100	-800	-3,600
Billet <sup>1</sup>	Ex-Raipur	100x100mm, IS 2831	11 Sep   17.57 IST	37,200	-250	-1,100	-4,550
TMT (Re-Bar) Secondary mills <sup>1</sup>	Ex-Mumbai	12-25mm, IF Route, Fe 500, IS 1786	11 Sep   13.40 IST	45,700	0	+600	-4,200
TMT (Re-Bar) Secondary mills <sup>1</sup>	Ex-Delhi/NCR	12-25mm, IF Route, Fe 500, IS 1786	11 Sep   13.40 IST	44,200	-100	-1,400	-5,000
TMT (Re-Bar) <sup>2</sup>	Ex-Mumbai	12-32mm, BF Route , IS 1786 Fe 500D	06 Sep   17.33 IST	50,600	+300	+300	-7,200
Structure <sup>1</sup>	Ex-Mumbai	40x40 Angle, IF Route, IS 2062/2011 E-250 Gr A	11 Sep   17.00 IST	47,800	-300	-700	-3,900
Wire Rod <sup>1</sup>	Ex-Raipur	5.5 mm, SWRY 14 LC Gr 3, Induction route	11 Sep   17.31 IST	40,800	-400	-1,500	-4,900
HRC <sup>2</sup>	Ex-Delhi	2.5-8mm / CTL, IS2062, Gr E250 Br.	10 Sep   17.59 IST	48,500	-300	-1,950	-5,950
HRC <sup>2</sup>	Ex-Mumbai	2.5-8mm / CTL, IS2062, Gr E250 Br.	10 Sep   17.59 IST	49,000	0	-1,350	-4,850
CRC <sup>2</sup>	Ex-Delhi	0.90mm / CTL, IS 513, CR1	10 Sep   18.04 IST	57,000	0	-900	-4,200
CRC <sup>2</sup>	Ex-Mumbai	0.90mm / CTL, IS 513, CR1	10 Sep   18.04 IST	56,200	0	-1,250	-4,100
HR Plate <sup>2</sup>	Ex-Mumbai	5-10mm, Gr E250 Br.	11 Sep   18.09 IST	50,500	0	-500	-4,500
GP <sup>2</sup>	Ex-Mumbai	0.8mm / CTL, 120 GSM, IS277	05 Sep   18.12 IST	60,300	0	-2,100	-4,600
Silico Manganese <sup>2</sup>	Ex-Raipur	25-150 mm, HC 60-14	11 Sep   18.43 IST	66,300	-200	-2,900	-15,440
Ferro Manganese <sup>2</sup>	Ex-Raipur	25-150 mm, HC 70%	11 Sep   18.30 IST	71,500	-300	-3,925	-19,080
Ferro Chrome <sup>2</sup>	Ex-Jajpur	10-150mm, HC 60%, Si- 4%	11 Sep   10.31 IST	106,800	+200	+3,700	-2,850
Manganese Ore <sup>2</sup>	Ex Balaghat, MOIL	Lumps, Mn 37%, Fe 7.5%	02 Sep   12.42 IST	12,874	-2,272	NA	NA
Chrome Ore <sup>2</sup>	Ex-Odisha OMC, E-auction	Lumps, Friable 48-50%	21 Aug   18.29 IST	23,721	-424	NA	NA

\*Basic Price GST @ 18% extra

1-Daily Assessment, 2-Weekly Assessment, 3-Monthly Assessment, W-O-W: Week On Week, 1M: Change over last month, 3M: Change over last 3 months



# Iron Ore

## Iron Ore (India)

Particular/Delivery	Size/Grade	Delivery	As On	Price	Change	1M	3M
Indian prices (in INR/MT)							
Odisha Iron Ore Index	5-18 mm, Fe 63%, DR Grade	Ex-mines	07 Sep   14.39 IST	5,650	0	-150	-2,150
	10-30mm, Fe 63%, BF Grade	Ex-mines	07 Sep   14.02 IST	5,050	0	0	-1,850
	0-10 mm, Fe 63%	Ex-mines	07 Sep   14.02 IST	4,400	0	-250	-1,450
	0-10mm, Fe 60%	Ex-mines	07 Sep   14.39 IST	3,700	+50	-150	-1,100
	0-5mm, Fe 57%	Ex-mines	05 Sep   18.16 IST	2,400	0	-300	-1,050
	5-18 mm, Lumps, Fe 60%	Ex-mines	07 Sep   14.02 IST	5,000	0	-100	-1,700
	10-30 mm, lumps, Fe 60%	Ex-mines	07 Sep   14.02 IST	4,400	0	-200	-1,650
	0-10mm, Fe 62%	Ex-mines	07 Sep   14.39 IST	4,200	+100	-250	-1,100
OMC Daitari	0 -5 mm, Fe 62-64%	Ex-Mines	20 Aug   13.32 IST	4,000	-800	-800	-1,930
	10-40 mm, Fe 62%	Ex-Mines	20 Aug   13.32 IST	5,210	+150	+150	-1,800
OMC Kurmitar (Koira)	0 -5 mm, Fe 62-60%	Ex-Mines	20 Aug   13.32 IST	3,500	-600	-600	-1,450
	10-40 mm, Fe 62%	Ex-Mines	20 Aug   13.32 IST	5,150	+150	+150	-1,650
OMC Gandhamardan	0 -5 mm, Fe 62-60%	Ex-Mines	20 Aug   13.32 IST	3,450	-800	-800	-1,850
	10-40 mm, Fe 62%	Ex-Mines	20 Aug   13.32 IST	4,600	-100	-100	-1,650
OMC Guali	Fines -5 mm, Fe 60-62%	Ex-mines	20 Aug   13.32 IST	4,100	-300	-300	-1,550
	5-18 mm, Fe 62%	Ex-mines	20 Aug   13.32 IST	5,105	-150	-150	-1,050
OMC Jilling	5-18 mm, Fe 62%	Ex-mines	20 Aug   13.32 IST	5,700	-150	-150	-1,750
	Fines -5 mm, Fe 60-62%	Ex-mines	20 Aug   13.32 IST	4,250	-250	-250	-1,400
NMDC, Chhattisgarh	0 -10 mm, Fe 64%	F.O.R Siding	07 Aug   11.05 IST	4,610	NA	NA	-1,000
	10-40 mm, Fe 67%, DR CLO	F.O.R Siding	07 Aug   11.05 IST	6,420	NA	NA	-1,100
	10-150 mm, Fe 65.5%	F.O.R Siding	07 Aug   11.05 IST	5,320	NA	NA	-1,130
	6-40 mm, Fe 65.5%	F.O.R Siding	07 Aug   11.13 IST	5,350	NA	NA	-1,100
Chandrapur, Maharashtra	0-10mm, Fe 63%	FoR Ballarshah	06 Sep   18.43 IST	5,050	-100	-1,050	-1,050
Ex-Bellary	0-10 mm, Fe 62%	Ex-Mines	05 Sep   18.10 IST	4,500	0	0	-1,100
	0-10 mm, Fe 57%	Ex-Mines	05 Sep   18.10 IST	2,650	0	-50	-850
Karnataka e-auction	Lumps 10-20mm, Fe 63%	Ex-Mines	31 Aug   14.18 IST	4,400	+100	+100	-450
	Fines 0 -5 mm, Fe 60%	Ex-Mines	31 Aug   14.18 IST	3,400	+200	+200	-300

## Pellets (India)

Indian prices (in INR/MT)							
Ex-Barbil	6-20 mm, Fe 63%, (+/- 0.5%)	FOR Siding	10 Sep   18.27 IST	7,050	0	-100	-1,175
Ex-Durgapur	6-20 mm, Fe 63%, (+/- 0.5%)	Ex-Works	10 Sep   18.27 IST	7,700	0	-175	-1,250
Ex-Jamshedpur	6-20 mm, Fe 63%	Ex-Works	10 Sep   18.27 IST	7,850	-200	NA	-950
Ex-Jharsugda	6-20 mm, Fe 63%, (+/- 0.5%)	Ex-Works	10 Sep   18.27 IST	7,500	0	-300	-1,225
Ex-Raipur	6-20 mm, Fe 63%, (+/- 0.5%)	Ex-Works	10 Sep   18.27 IST	8,600	0	-500	-2,000
Ex-Kandla	6-20 mm, Fe 64/63%	DAP	10 Sep   18.27 IST	9,900	0	-200	-1,800
Ex-Bellary	6-20 mm, Fe 63%	Ex-Works	10 Sep   18.27 IST	9,400	0	-150	-950

Weekly Assessment, GST @ 5% extra., Barbil and Kandla - Prices Loaded to Wagons

## Concentrates (India)

Indian prices (in INR/MT)							
Ex-Jabalpur	-45 micron, Fe 63%	Ex-works	11 Sep   17.48 IST	3,850	0	-150	-925

## Iron Ore (Global)

Global prices (in USD/MT)							
CNF China	Fines, Fe 61.5% (Australia Origin)	-	11 Sep   10.15 IST	\$88	-1	-8	-16
CNF China	Fines, Fe 62% (Australia Origin)	-	11 Sep   10.15 IST	\$90	-1	-8	-16
CNF China	Fines, Fe 62.5% (Brazil Origin)	-	11 Sep   13.41 IST	\$92	-1	-9	-17
CNF China	Fines, Fines 63/62% (India origin)	-	11 Sep   13.41 IST	\$87	-1	-4	-8
CNF China	Lumps, Fe 64/63% (South Africa Origin)	-	11 Sep   13.41 IST	\$91	-1	-8	-16
CNF China	Lumps, USD/dmtu	-	11 Sep   10.15 IST	\$0.1255	-0.012	-0.0445	-0.1
CNF China	Fines, Fe 55% (India Origin)	-	09 Sep   18.07 IST	\$57.5	-0.5	-4.75	-8.5

<b>CNF China</b>	Fines, Fe 56% (India Origin)	-	09 Sep   18.07 IST	\$60.5	-0.5	-4.75	-8.5
<b>CNF China</b>	Fines, Fe 57% (India origin)	-	09 Sep   18.07 IST	\$63.5	-0.5	-4.75	-8.5
<b>CNF India</b>	Lumps, Fe 64% (South Africa origin)	-	11 Sep   15.30 IST	\$98	-5	-12	-23
<b>FOB India</b>	Fines, Fe 57% (India origin)	-	09 Sep   18.03 IST	\$50.5	-0.5	-3.5	-6.5

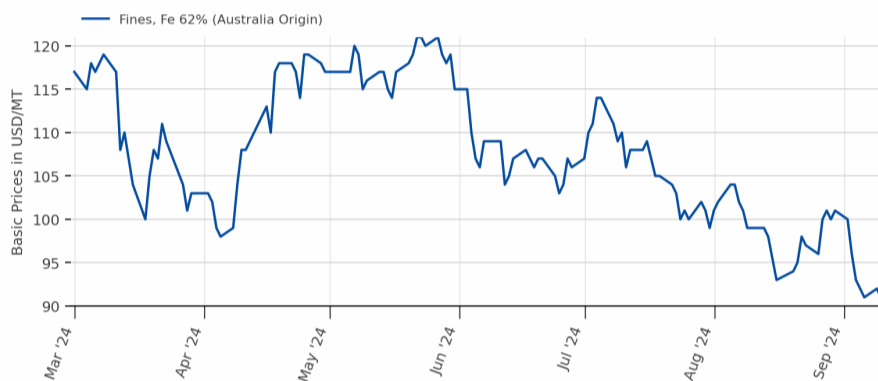
Prices on DMT basis (Daily Assessment) , India- Single Port Loading , FOB prices including demurrage , June to November: Moisture@ 10% , December to May: Moisture@ 8% , Or, actual moisture as per cargo certificate submitted by shipper to be adjusted

## Pellets (Global)

Global prices (in USD/MT)							
<b>CNF China</b>	6-20 mm, Fe 63% (India Origin)	-	11 Sep   18.34 IST	\$96.5	0	-5.5	-14
	6-20 mm, Fe 65% (Brazil Origin)	-	11 Sep   13.44 IST	\$112	-3	-7	-12
<b>FOB India</b>	6-20 mm, Fe 63%	-	11 Sep   18.35 IST	\$84	+0.5	-4.75	-12.5
<b>CNF China</b>	5-20mm, Fe 63%	-	05 Sep   10.36 IST	\$7.65	-0.1	+0.55	+2.65
	6-20mm	-	05 Sep   10.36 IST	\$16.5	-0.4	-0.1	+2.85

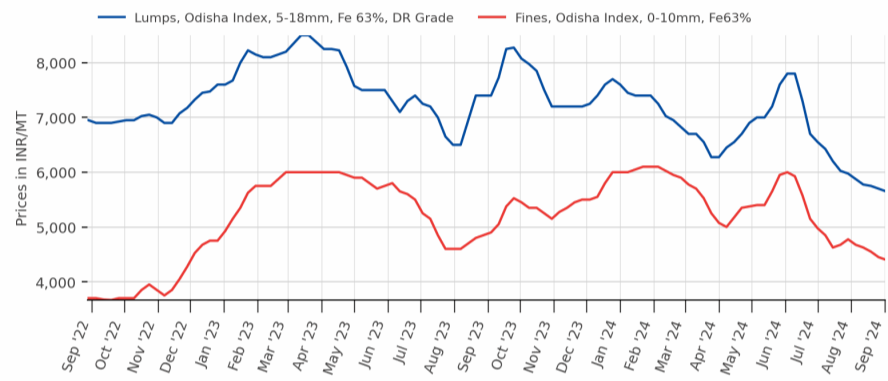
Note:- W-O-W: Week On Week, 1M: Change over last month, 3M: Change over last 3 months

### Iron Ore Fines, CNF Rizhao China



Source:BigMint

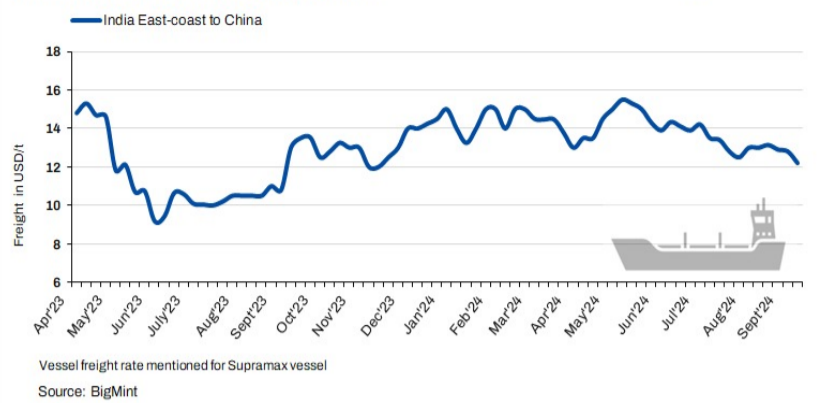
### Odisha Iron Ore Price Index (Lumps & Fines)



Source:BigMint

# Iron Ore News

## Bulk Iron Ore Vessel Freight Rates

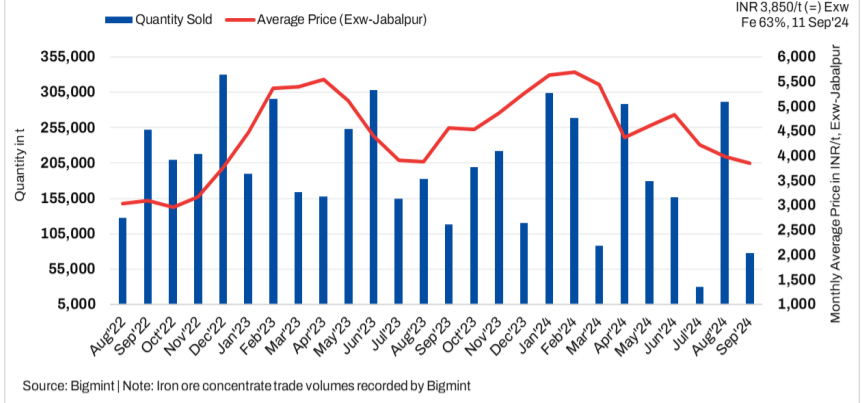


**Dry bulk iron ore freights fall w-o-w; Australia bucks trend**

2024-09-11

[READ MORE](#)

## BigMint Iron Ore Concentrate Index

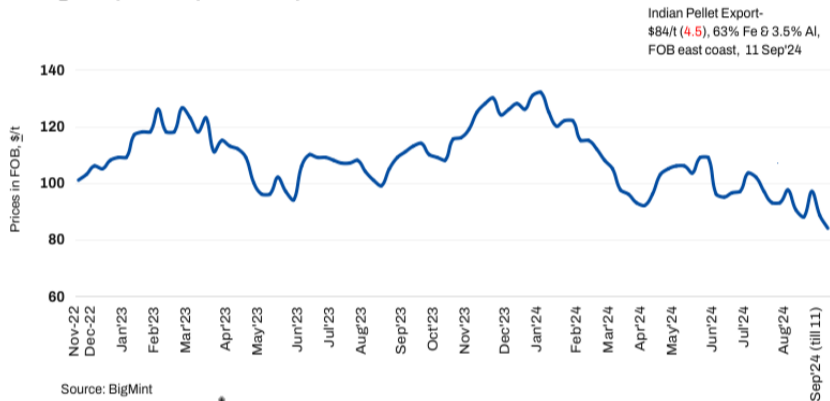


**India: Iron ore concentrate prices remain stable; market awaits NMDC's price revision**

2024-09-11

[READ MORE](#)

## BigMint pellet export index price



**India: BigMint's pellet export index falls to 7-years low amid weak market sentiments**

2024-09-11

[READ MORE](#)



**Key takeaways from BigMint's flagship conference**

2024-09-11

[READ MORE](#)

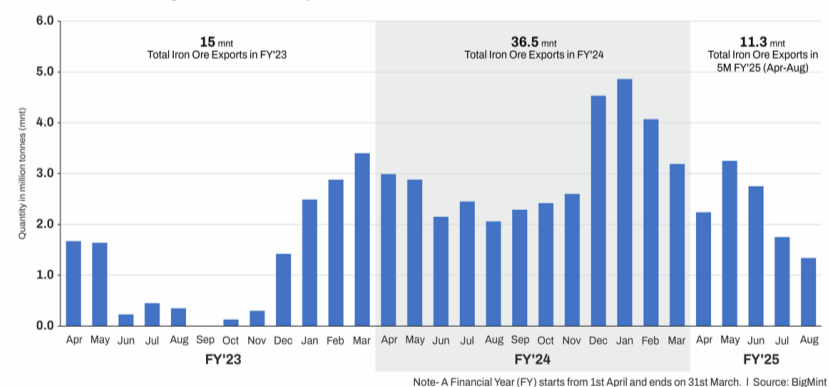
## India: Daily Trade Sheet for steel & related commodities

**BigMint's daily trade sheet - 10 Sep'24**

2024-09-11

[READ MORE](#)

## India's Monthly Iron Ore Exports (Apr'22-Aug'24)

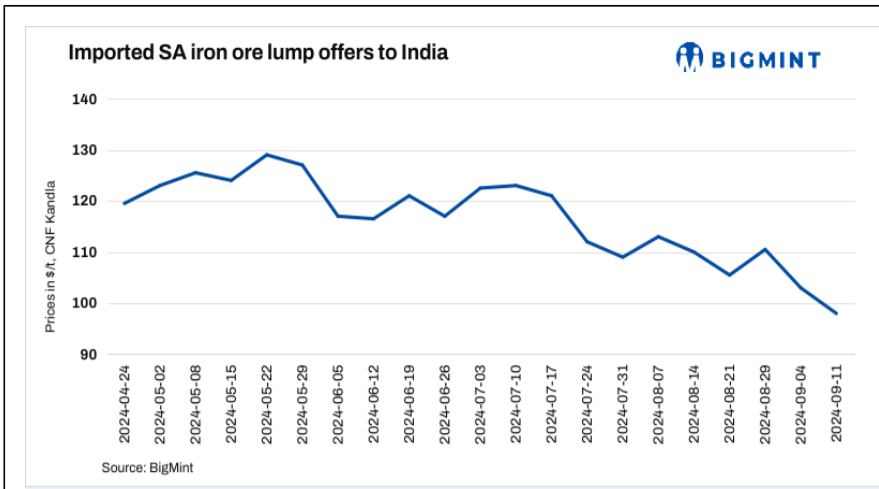


**India's iron ore exports fall to a one-and-a-half-year low in Aug'24. Know why?**

2024-09-11

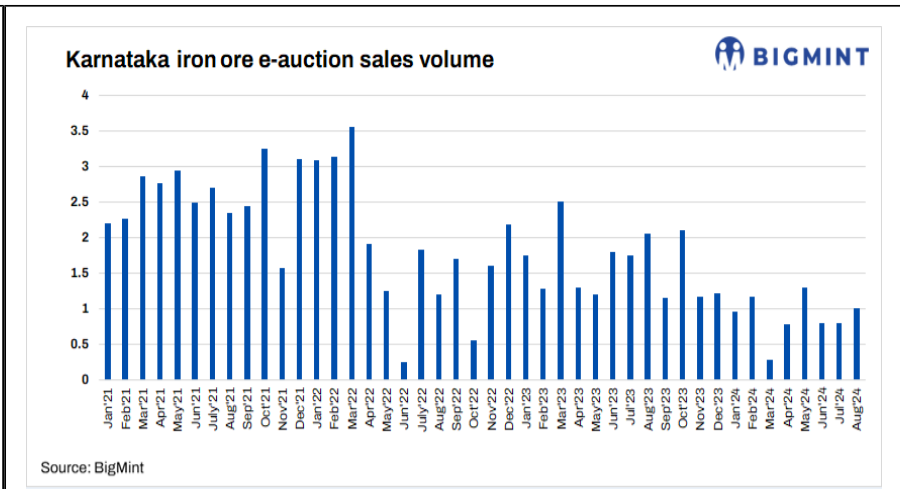
[READ MORE](#)





**India: Imported South African lump offers fall to over 20-months by \$5/t w-o-w**

2024-09-11 [READ MORE](#)



**India: Over 60,000 t of iron ore to be auctioned from Karnataka**

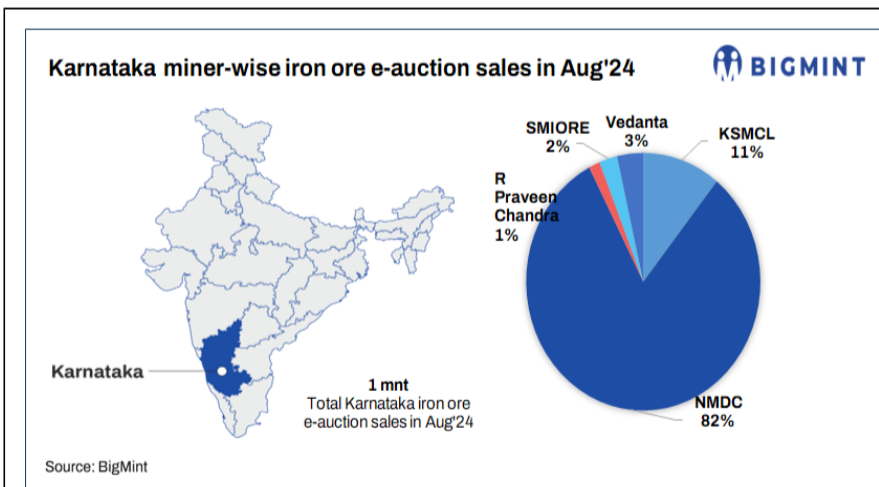
2024-09-11 [READ MORE](#)

### India: JSW to auction around 100,000 t of iron ore fines from Odisha

2024-09-11 [READ MORE](#)

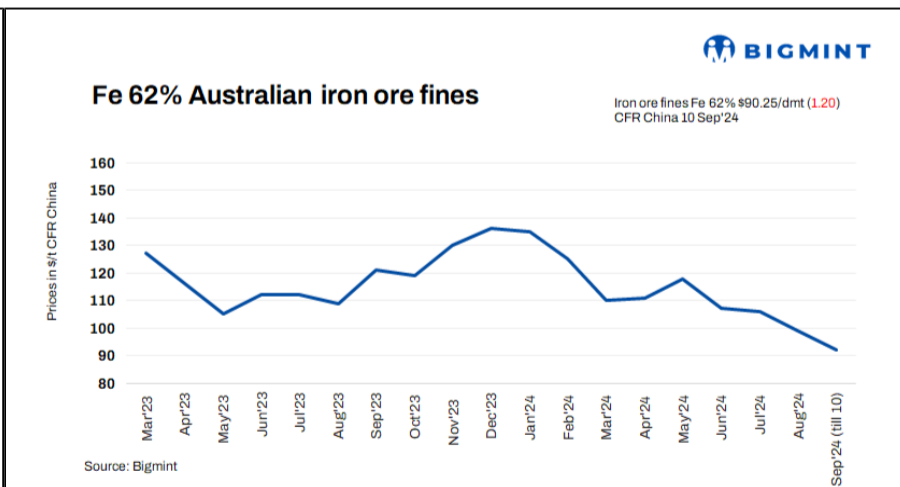
### India: NMDC to auction 10,000 t of ROM iron ore from Chhattisgarh

2024-09-11 [READ MORE](#)



**India: NMDC to auction over 380,000 t of iron ore from Karnataka**

2024-09-11 [READ MORE](#)



**China: Iron ore spot prices fall by \$1/t d-o-d amid weak demand**

2024-09-11 [READ MORE](#)

# Coal

## Non Coking (India)

Particular/Delivery	Size/Grade	Delivery	As On	Price	Change	1M	3M
Indian prices (in INR/MT)							
Ex-Gangavaram	RB3 (4800 NAR), South Africa	Ex-Port	11 Sep   16.58 IST	7,600	0	-150	-700
	RB2 (5500 NAR), S.Africa	Ex-Port	11 Sep   16.58 IST	9,400	0	-250	-700

## Met Coke (India)

Indian prices (in INR/MT)							
Ex-Jajpur	25-90 mm, Blast Furnace-grade	Ex-Yard	11 Sep   16.56 IST	33,500	-600	-1,300	-2,000
Ex-Gandhidham	25-90 mm, Blast Furnace-grade	Ex-Yard	11 Sep   16.56 IST	30,500	-300	-2,200	-3,000

## Coking (Global)

Global prices (in USD/MT)							
CNF India	0-40mm, HCC 64 Mid Vol, Australia	-	11 Sep   10.52 IST	\$171	-1	-34.67	-69.5
	0-40mm, Premium HCC, Australia	-	11 Sep   10.52 IST	\$196	-1	-27	-77.5
	Low Vol PCI, Australia	-	11 Sep   10.52 IST	\$164	-1	-30.67	-36
FOB Australia	0-40mm, Low Vol PCI	-	11 Sep   10.55 IST	\$148	-2	-31.67	-34
	HCC 64 Mid Vol	-	11 Sep   10.55 IST	\$155	-1	-35.67	-68.5
	Premium HCC	-	11 Sep   10.55 IST	\$180	-2	-27.67	-76.5

## Non Coking (Global)

Global prices (in USD/MT)							
CNF India	RB1 (6000 NAR), S.Africa	-	11 Sep   13.59 IST	\$120	0	-7.75	-6.4
	RB2 (5500 NAR), S.Africa	-	11 Sep   13.59 IST	\$105	0	-5.75	-9
	RB3 (4800 NAR), S.Africa	-	11 Sep   13.59 IST	\$87	0	-5	-10
FOB South Africa	RB1 (6000 NAR)	-	11 Sep   14.01 IST	\$102.5	0	-8.25	-5.9
	RB2 (5500 NAR)	-	11 Sep   14.01 IST	\$90	0	-3.75	-5.4
	RB3 (4800 NAR)	-	11 Sep   14.01 IST	\$71	0	-4	-7.4

## Met Coke (Global)

Global prices (in USD/MT)							
FOB China	25-90mm, 64% CSR	-	05 Sep   17.13 IST	\$250	-1	-16	-44
CNF India	25-90mm, 64% CSR, China	-	05 Sep   17.16 IST	\$262	0	-17	-52
	64% CSR, Japan origin	-	05 Sep   17.16 IST	\$355	0	-3	-5

Note:- W-O-W: Week On Week, 1M: Change over last month, 3M: Change over last 3 months

# Scrap & Metallic

## Sponge (India)

Region	Particular	Sponge Iron (C-DRI)				Pellet Sponge (P-DRI)			
		Price	Change	W-O-W	1M	Price	Change	W-O-W	1M
Indian prices (in INR/MT) <span style="float: right;">As on 11 Sep 2024</span>									
North India	Mandi Gobindgarh	29,800	0	-200	0	-	-	-	-
East India	Durgapur	26,300	-200	-100	-800	24,250	-250	-50	-800
East India	Rourkela	25,750	-50	-250	-100	-	-	-	-
Central India	Raigarh	26,050	0	-150	+250	24,050	0	-150	+250
Central India	Raipur	29,200	+100	+50	+650	24,800	+100	0	+400
South India	Bellary	26,100	-150	-450	-900	25,050	-150	-450	-950
Eastern India	Ramgarh	26,450	-150	-250	-250	24,400	-150	-300	-250
East India	Jharsugda	-	-	-	-	23,700	+400	+200	+500
South India	Hyderabad	-	-	-	-	25,900	0	-300	-700

All prices are basic, GST extra.

## Pig Iron (India)

Particular/Delivery	Size/Grade	Delivery	As On	Price	Change	1M	3M
Indian prices (in INR/MT)							
DAP-Ludhiana	Steel Grade	DAP	11 Sep   17.32 IST	38,200	-250	-1,800	-2,300
Ex-Bokaro	Steel Grade	Ex-Plant,Bokaro	01 Aug   18.06 IST	35,900	-1,450	0	-1,450
Ex-Burnpur	Steel Grade	Ex-Plant,Burnpur	31 May   16.00 IST	40,500	-2,500	0	0
Ex-Durgapur	Steel Grade	Ex-Works	11 Sep   17.32 IST	35,950	+150	-850	-2,150
		Ex-Plant,Durgapur	06 Sep   19.25 IST	35,150	-350	-1,550	-4,650
Ex-Rourkela	Steel Grade	Ex-Plant,Rourkela	06 Sep   15.01 IST	35,450	0	+350	-2,550
Ex-Bhilai	Steel Grade	Ex-Plant,Bhilai	20 Jun   17.45 IST	38,000	-4,100	0	-4,100
DAP-Raigarh	Steel Grade	DAP	11 Sep   17.32 IST	36,300	-50	+150	-1,700
DAP-Raipur	Steel Grade	DAP	11 Sep   17.32 IST	36,450	-50	-100	-2,500
DAP-Hyderabad	Steel Grade	DAP	11 Sep   13.44 IST	37,500	-100	-700	-1,300
DAP-Delhi	Foundry Grade	DAP	11 Sep   15.04 IST	42,700	-300	-1,300	-2,600
DAP-Ludhiana	Foundry Grade	DAP	11 Sep   13.49 IST	42,200	-500	-1,800	-2,300
Ex-Durgapur	Foundry Grade	Ex-Works	11 Sep   13.49 IST	41,500	0	-1,000	-3,500
Ex-Kharagpur	Foundry Grade	Ex-Works	11 Sep   13.49 IST	41,500	0	-1,000	-3,500
DAP-Ahmedabad	Foundry Grade	DAP	11 Sep   13.49 IST	44,750	-250	-750	-1,250
DAP-Kolhapur	Foundry Grade	DAP	11 Sep   13.49 IST	45,500	0	-300	-1,000

Indian pig iron price assessment frequency has been increased from weekly to daily basis.

## Re - Rolling Scrap (India)

Indian prices (in INR/MT)							
Ex-Alang	15-18mm(10 ANE), Ship Breaking	Ex-Yard	11 Sep   11.27 IST	41,000	-200	0	-3,000
	1 Inch, Ship Breaking	Ex-Yard	11 Sep   11.27 IST	41,000	-200	0	-3,200
	12-14mm(8 ANE), Ship Breaking	Ex-Yard	11 Sep   11.27 IST	40,500	-200	0	-3,000
	5-10 KG, Ship Breaking	Ex-Yard	11 Sep   11.27 IST	39,500	-200	0	-3,000
	9-11mm(6 ANE), Ship Breaking	Ex-Yard	11 Sep   11.27 IST	39,000	-200	0	-3,000
	2-5 KG, Ship Breaking	Ex-Yard	11 Sep   11.27 IST	38,500	-200	0	-3,000
	6-8mm(4 ANE), Ship Breaking	Ex-Yard	11 Sep   11.27 IST	38,000	-200	0	-3,000
	1-2 KG, Ship Breaking	Ex-Yard	11 Sep   10.44 IST	35,200	0	+600	-3,300
	Attachment, Ship Breaking	Ex-Yard	11 Sep   10.44 IST	35,000	0	+600	-3,300
	HMS(80:20), Ship Breaking	Ex-Yard	11 Sep   10.44 IST	34,000	0	+600	-3,300
	19-22mm(12 ANE), Ship Breaking	Ex-Yard	11 Sep   11.27 IST	41,000	-200	0	-3,100

## Melting Scrap (India)

Particular/Delivery	Size/Grade	Delivery	As On	Price	Change	1M	3M
Indian prices (in INR/MT)							
Ex-Ludhiana	CI Scrap, Mixed Size	DAP	11 Sep   17.41 IST	38,200	-200	-700	-1,100
	Turning Boring Scrap	DAP	11 Sep   17.41 IST	32,600	-400	-1,500	-4,600
	CR Busheling (Loose)	DAP	11 Sep   17.41 IST	37,000	-300	-1,000	-3,400
	End Cutting	DAP	11 Sep   17.41 IST	36,100	-200	-800	-3,300
Ex-Mandi	End Cutting	DAP	11 Sep   17.41 IST	36,200	-400	-900	-3,400
	LMS (Light Melting Scrap)	DAP	11 Sep   17.41 IST	30,900	-400	-1,400	-3,700
	HMS(80:20)	DAP	11 Sep   17.41 IST	32,700	-600	-1,800	-3,700
	CR Busheling (Loose)	DAP	11 Sep   17.41 IST	37,300	-300	-1,000	-3,400
Ex-Durgapur	HMS(80:20)	DAP	11 Sep   17.41 IST	33,500	0	-900	-3,250
Ex-Raipur	End Cutting	DAP	11 Sep   17.41 IST	35,400	-50	-600	-2,800
	HMS(80:20)	DAP	11 Sep   17.41 IST	33,400	-50	-600	-2,800
Ex-Ahmedabad	CR Busheling (Bundle)	DAP	11 Sep   17.41 IST	37,500	0	-500	-3,100
	HMS(80:20)	DAP	11 Sep   17.41 IST	33,000	0	0	-3,300
Ex-Alang	HMS(80:20)	Ex-Yard	11 Sep   17.41 IST	34,000	0	+600	-3,300
Ex-Jalna	HMS(80:20)	DAP	11 Sep   17.41 IST	33,000	0	+400	-2,000
	CR Busheling (Loose)	DAP	11 Sep   17.41 IST	36,000	0	+300	-2,100
Ex-Mumbai	HMS(80:20)	DAP	11 Sep   17.41 IST	32,500	0	-500	-2,000
Ex-Chennai	HMS(90:10)	DAP	11 Sep   17.41 IST	34,100	0	-300	-1,400
	HMS(80:20)	DAP	11 Sep   17.41 IST	32,000	0	0	-2,000
	CR Busheling (Bundle)	DAP	11 Sep   17.41 IST	35,300	0	-700	-2,100
	Turning Boring Scrap	DAP	11 Sep   17.41 IST	31,000	0	0	-2,100
Ex-Coimbatore	CI Scrap, Mixed Size	DAP	11 Sep   17.41 IST	37,000	0	-600	-800
Ex-Hyderabad	HMS(90:10)	DAP	11 Sep   17.41 IST	32,300	-200	+800	-1,400
	HMS(80:20)	DAP	11 Sep   17.41 IST	30,800	-200	+800	-1,400
Ex-Bhilai	9-13 Meters, 60 KG	Ex-works	25 Jul   14.36 IST	40,800	-3,620	-350	-700

## Mill Scale (India)

Indian prices (in INR/MT)							
Ex Plant, Raipur	Fines, Fe 70/68%	EXW	11 Sep   18.56 IST	7,150	+50	+200	+150
Ex-Kandla	Fines, Fe 70/68%	DAP	11 Sep   18.56 IST	6,450	+50	-200	-550

## Sponge Iron (Global)

Particular/Delivery	Size/Grade	Delivery	As On	Price	Change	1M	3M
Global prices (in USD/MT)							
CNF Bangladesh	FeM 80% (+/-1), 100% lumps	-	05 Sep   17.31 IST	\$361	-4	-17	-36
CNF Nepal	Mix (70% lumps, 30% fines), FeM 80% (+/-1)	-	05 Sep   17.31 IST	\$345	-1	-19	-46

## Melting Scrap (Global)

Global prices (in USD/MT)							
FOB Europe	HMS 80:20 (Bulk)	-	11 Sep   18.56 IST	\$343	+7	-2	-14
FOB USA	HMS 80:20	-	11 Sep   17.02 IST	\$345	0	-3.25	-13.6
	Shredded	-	11 Sep   17.02 IST	\$365	0	-3.25	-13.6
CNF Bangladesh	H2 (Bulk, Japan origin)	-	11 Sep   18.54 IST	\$377	-10	-28	-19
	HMS 80:20 (Bulk, US Origin)	-	11 Sep   18.54 IST	\$381	-9	-22	-19
	HMS 80:20 (Containers, Europe Origin)	-	11 Sep   18.54 IST	\$391	-2	-8.5	-10.8
	Shredded (Containers, UK Origin)	-	11 Sep   18.54 IST	\$402	0	-18	-20.2
CNF China	H2	-	11 Sep   11.45 IST	\$323	0	-10.5	-15.6
	HMS 80:20 (Bulk)	-	11 Sep   11.45 IST	\$345	0	-11.25	-5.4
	Shredded	-	11 Sep   11.45 IST	\$410	0	0	+2
CNF India	HMS 80:20 (Europe Origin, Containers)	-	11 Sep   18.54 IST	\$370	+2	-9.25	-21.6
	HMS 80:20 (West Africa Origin, Containers)	-	11 Sep   18.54 IST	\$368	+1	-9.75	-22.4
	HMS 80:20 (West Africa Origin, Containers)	-	11 Sep   18.54 IST	\$371	0	-10.75	-23.6
	Shredded (Europe Origin, Containers)	-	11 Sep   18.54 IST	\$395	0	-12.5	-22.6
	Shredded (US Origin, Containers)	-	11 Sep   18.54 IST	\$390	+1	-14	-24.6
CNF Pakistan	Shredded (Containers, Europe Origin)	-	11 Sep   18.54 IST	\$400	0	-10.75	-22.6
CNF Taiwan	HMS 80:20 (US Origin, Containers)	-	11 Sep   11.45 IST	\$325	-3	-20	-20
CNF Thailand	HMS 70:30	-	29 Jan   17.41 IST	\$352	+2	NA	NA
CNF Turkey	HMS 80:20 (Bulk, US Origin)	-	11 Sep   18.54 IST	\$370	0	-4.25	-16

CNF Vietnam	H2, (Bulk,Japan origin)	-	09 Sep   18.33 IST	\$353	-7	-13	-17
	HMS 80:20 (Bulk, US Origin)	-	09 Sep   18.33 IST	\$364	-7	-11	-18

## Pig Iron (Global)

Particular/Delivery	Size/Grade	Delivery	As On	Price	Change	1M	3M
Global prices (in USD/MT)							
FOB Black Sea	Steel Grade	-	07 Sep   11.40 IST	\$382	-6	-10	-38
FOB Brazil	Steel Grade	-	07 Sep   11.40 IST	\$437	0	-5	-10
CNF Italy	Steel Grade	-	07 Sep   11.42 IST	\$430	-5	-9	-38

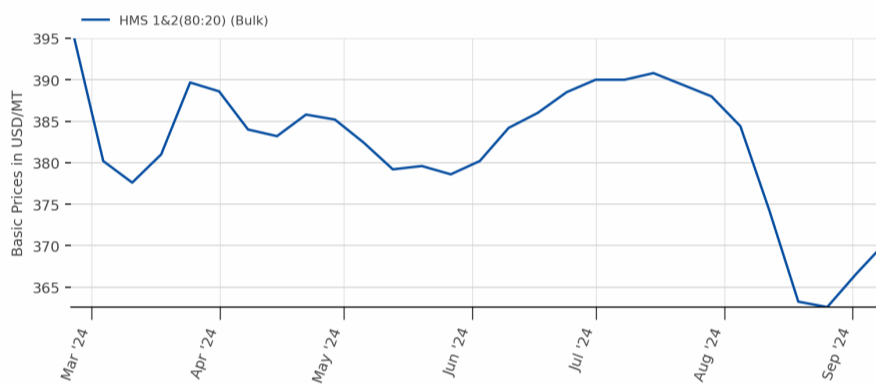
Weekly Assessment,, \*Tender Prices in export

## Ship Breaking (Global)

Global prices (in USD/MT)							
CNF Bangladesh	Containers	-	10 Sep   12.18 IST	\$520	-10	0	-40
	Tanker	-	10 Sep   12.18 IST	\$510	-10	0	-30
CNF India	Containers	-	10 Sep   12.18 IST	\$510	-10	0	-50
	Tanker	-	10 Sep   12.18 IST	\$500	-10	0	-40
CNF Pakistan	Containers	-	10 Sep   12.18 IST	\$500	-10	-30	-30
	Tanker	-	10 Sep   12.18 IST	\$490	-10	-30	-30
CNF Turkey	Containers	-	10 Sep   12.18 IST	\$330	-35	-35	-50
	Tanker	-	10 Sep   12.18 IST	\$320	-35	-35	-50

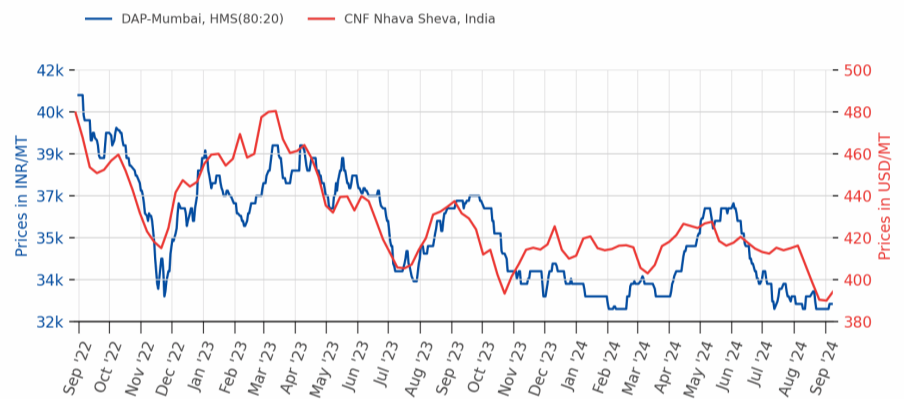
Note:- W-O-W: Week On Week, 1M: Change over last month, 3M: Change over last 3 months

Melting Scrap, CNF Turkey



Source:BigMint

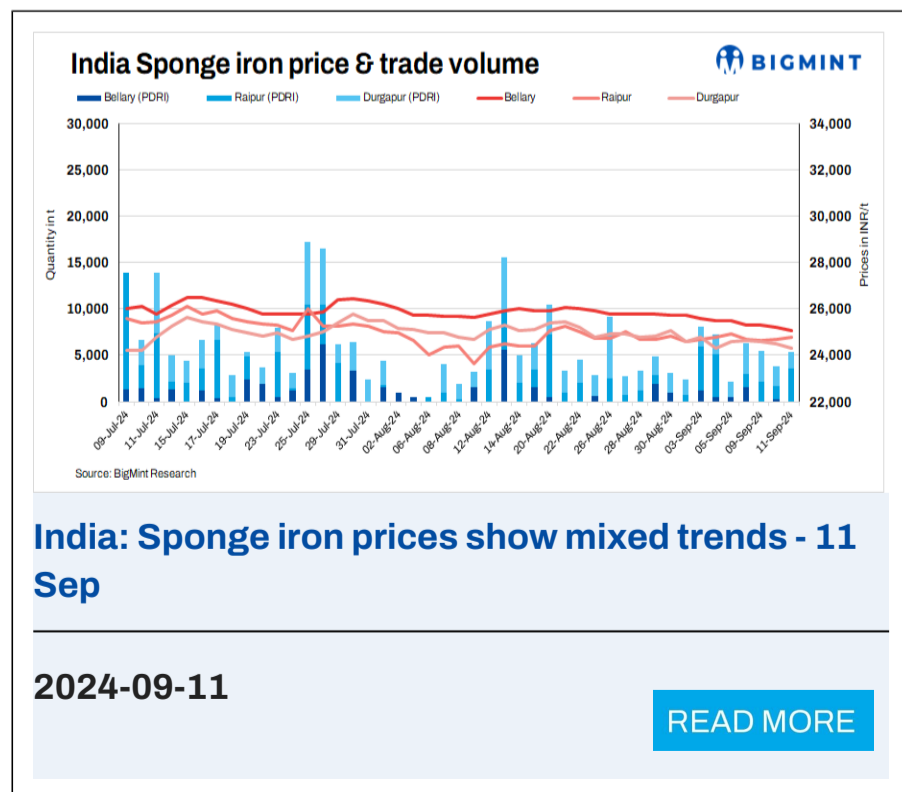
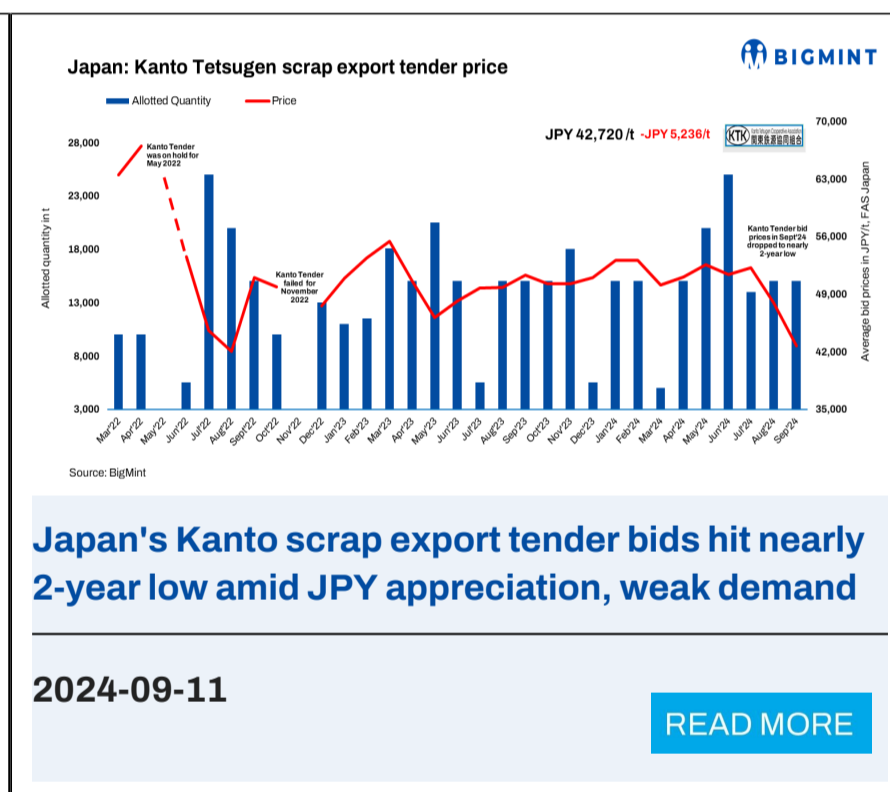
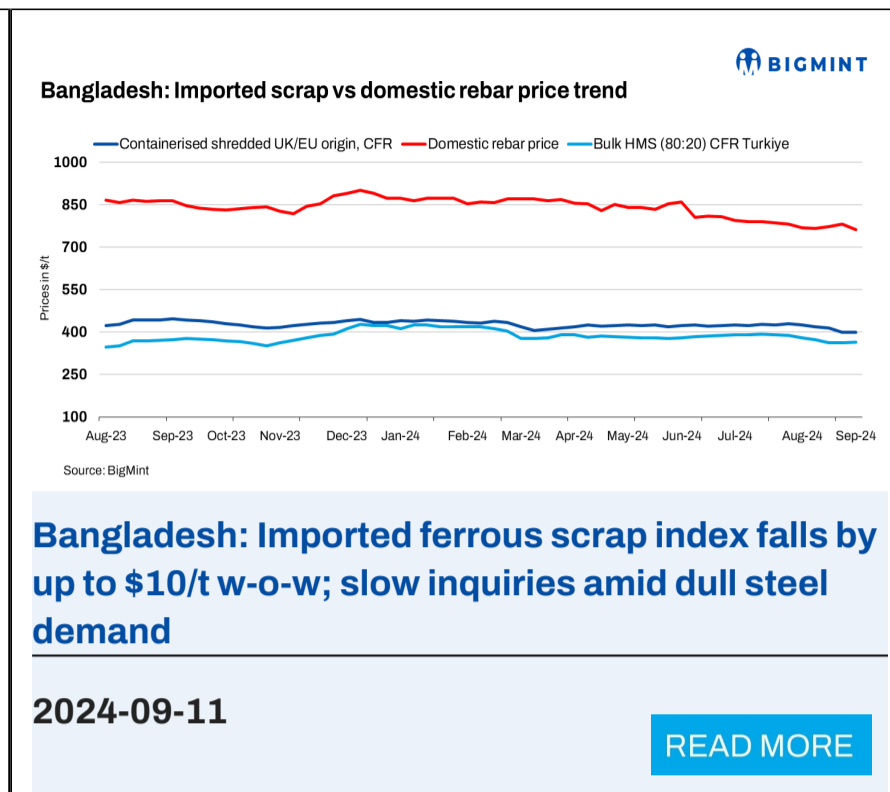
Melting Scrap DAP Mumbai/CNF India



Source:BigMint



## Scrap & Metallic News



**South Korea scrap arrivals**

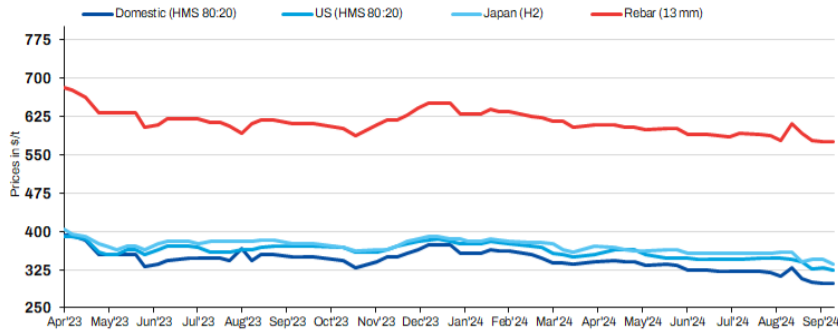
Company name	Port	Import volume 11-Sep-24
Hyundai steel	Dangjin	3,000
	Incheon	13,131
	Pohang	-
<b>Sub Total</b>		<b>16,131</b>
Dongkuk steel	Incheon	8,500
<b>Sub Total</b>		<b>8,500</b>
SeAH Besteel	Gunsan	13,407
POSCO	Pohang	-
	Gwangyang	14,500
<b>Sub Total</b>		<b>27,907</b>
Total	Masan	-
	Busan	4,000
<b>Total</b>		<b>56,538</b>

Source: BigMint

**South Korea: Scrap arrivals at major ports drop by 9% w-o-w**

**2024-09-11** [READ MORE](#)

Taiwan Feng Hsin scrap vs rebar prices



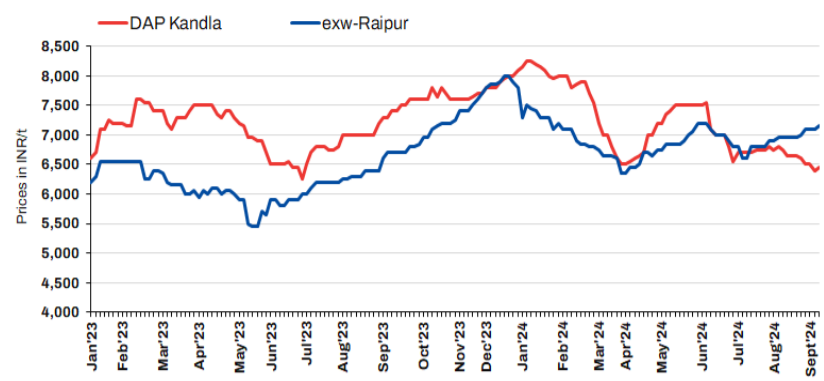
Source: Mysteel, BigMint

Taiwan Feng Hsin's rebar, scrap prices keep stable

2024-09-11

READ MORE

India: Domestic mill-scale prices



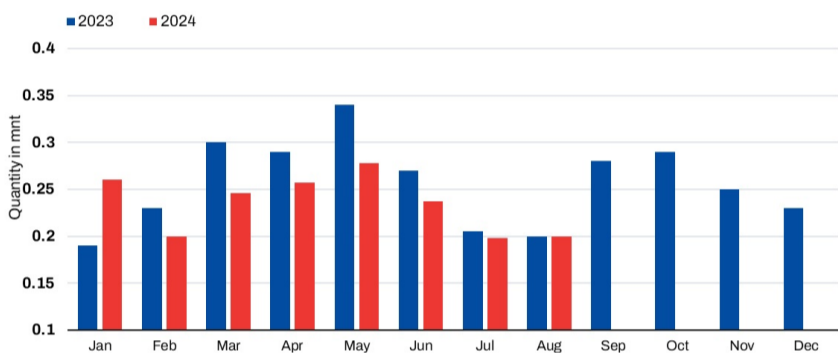
Source: BigMint

India: Mill scale prices inch up in major markets

2024-09-11

READ MORE

Taiwan ferrous scrap imports



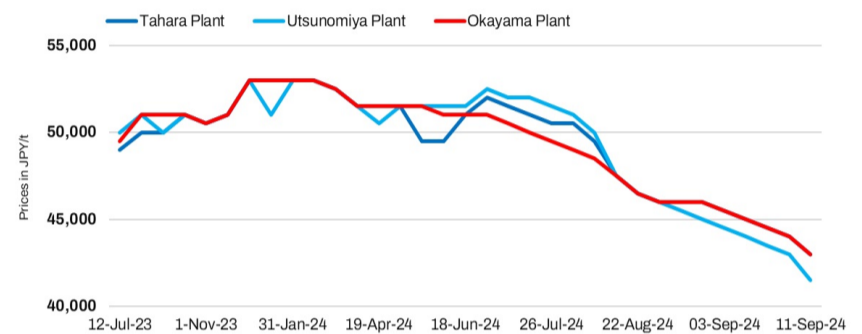
Source: BigMint

Taiwan's ferrous scrap imports remain range-bound in Aug'24

2024-09-11

READ MORE

Japan: Tokyo Steel H2 scrap purchase price trend



Source: BigMint

Japan: Tokyo Steel further cuts scrap procurement prices by up to JPY 1,500/t (\$11/t)

2024-09-11

READ MORE

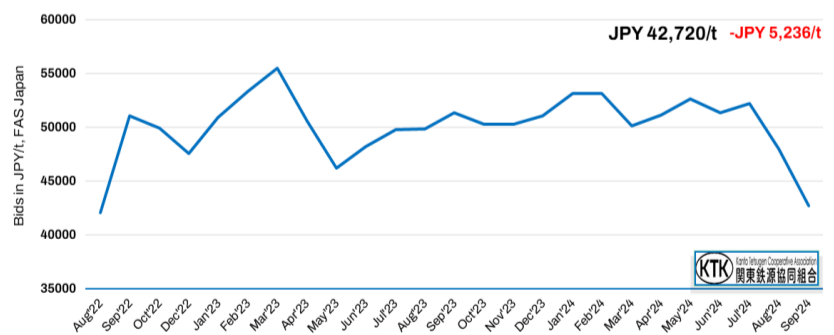
Turkish imported bulk ferrous scrap deal updates

Turkiye: Recent US-origin imported ferrous scrap deals witness stable prices

2024-09-11

READ MORE

Japan: Bids in monthly Kanto scrap export tender



Source: BigMint

Japan: Kanto scrap export tender for Sep'24 sees drop in bid prices by \$23/t

2024-09-11

READ MORE

# Steel

## Ingots/Billet (India)

Region	Particular	INGOT				BILLET			
		Price	Change	W-O-W	1M	Price	Change	W-O-W	1M
Indian prices (in INR/MT) <span style="float: right;">As on 11 Sep 2024</span>									
North India	Ghaziabad	39,900	- 300	- 800	- 900	-	-	-	-
North India	Ludhiana	42,400	- 400	- 1,200	- 1,600	-	-	-	-
North India	Mandi Gobindgarh	41,150	- 300	- 550	- 550	41,150	- 250	- 550	- 550
North India	Muzaffarnagar	39,700	- 300	- 900	- 1,000	-	-	-	-
East India	Rourkela	36,450	- 100	- 550	- 750	36,950	- 250	- 800	- 750
Central India	Raigarh	37,000	0	- 700	- 500	37,200	- 100	- 850	- 700
Central India	Raipur	37,000	- 200	- 800	- 1,000	37,200	- 250	- 1,000	- 1,100
West India	Ahmedabad	39,700	- 300	- 600	- 500	40,300	- 200	- 400	- 900
West India	Jaipur	39,600	- 400	- 700	- 600	-	-	-	-
West India	Mumbai	39,700	- 100	- 300	- 1,000	40,200	- 100	- 300	- 800
East India	Durgapur	-	-	-	-	37,800	- 300	- 500	- 750
East India	Kolkata	-	-	-	-	38,500	- 300	- 500	- 750
West India	Bhavnagar	-	-	-	-	40,000	- 200	- 500	- 800
West India	Goa	-	-	-	-	40,500	0	0	+ 200
West India	Jalna	-	-	-	-	40,000	- 100	- 200	- 700
South India	Chennai	-	-	-	-	41,500	0	+ 200	- 500
South India	HINDPUR	-	-	-	-	40,500	- 200	- 200	- 300
South India	Hyderabad	-	-	-	-	39,000	- 300	- 500	- 500
Eastern India	Ramgarh	-	-	-	-	37,800	- 350	- 600	- 750

All prices are basic, GST @ 18% extra. Ingot - 3.5"\*4.5", Commercial Grade, Billet - 100\*100

## Rebar (India)

Particular/Delivery	Size/Grade	Delivery	As On	Price	PRICE @ 18%GST	Change	1M	3M
Indian prices (in INR/MT)								
Exy-Delhi/NCR	12-32mm, BF Route, IS 1786 Fe 550D	Ex-Yard	06 Sep   17.33 IST	50,800	59,900	+ 600	0	- 7,300
	12-32mm, BF Route, IS 1786 Fe 500D	Ex-Yard	06 Sep   17.33 IST	50,800	59,900	+ 600	0	- 7,300
Exy-Durgapur	12-32mm BF Route, IS 1786 Fe 500D	Ex-Yard	06 Sep   17.33 IST	48,700	57,500	- 100	- 2,000	- 8,200
	12-32mm BF Route, IS 1786 Fe 550D	Ex-Yard	06 Sep   17.33 IST	48,700	57,500	- 100	- 2,000	- 8,200
Exy-Ahmedabad	12-32mm BF Route, IS 1786 Fe 500D	Ex-Yard	06 Sep   17.33 IST	50,400	59,500	+ 800	- 200	- 8,000
	12-32mm BF Route, IS 1786 Fe 550D	Ex-Yard	06 Sep   17.33 IST	50,400	59,500	+ 800	- 200	- 8,000
Exy-Mumbai	12-32mm, BF Route, IS 1786 Fe 500D	Ex-Yard	06 Sep   17.33 IST	50,600	59,700	+ 300	+ 300	- 7,200
	12-32mm, BF Route, IS 1786 Fe 550D	Ex-Yard	06 Sep   17.33 IST	50,600	59,700	+ 300	+ 300	- 7,200
Exy-Bangalore	12-32mm, BF Route, IS 1786 Fe 500D	Ex-Yard	06 Sep   17.33 IST	51,100	60,300	+ 300	- 600	- 7,400
	12-32mm, BF Route, IS 1786 Fe 550D	Ex-Yard	06 Sep   17.33 IST	51,100	60,300	+ 300	- 600	- 7,400
Exy-Chennai	12-32mm, BF Route, IS 1786 Fe 500D	Ex-Yard	06 Sep   17.33 IST	50,800	59,900	+ 500	- 800	- 7,600
	12-32mm, BF Route, IS 1786 Fe 550D	Ex-Yard	06 Sep   17.33 IST	50,800	59,900	+ 500	- 800	- 7,600
Exy-Hyderabad	12-32mm, BF Route, IS 1786 Fe 500D	Ex-Yard	06 Sep   17.33 IST	50,000	59,000	+ 700	- 300	- 7,900
	12-32mm, BF Route, IS 1786 Fe 550D	Ex-Yard	06 Sep   17.33 IST	50,000	59,000	+ 700	- 300	- 7,900
Indian prices (in INR/MT)								
Ex-Delhi/NCR	12-25mm, IF Route, Fe 500, IS 1786	Ex-Works	11 Sep   13.40 IST	44,200	52,200	- 100	- 1,400	- 5,000
Ex-Jaipur	12-25mm IF route, Fe 500, IS 1786	Ex-Works	11 Sep   13.40 IST	43,500	51,300	- 200	- 700	- 4,300
Ex-Mandi Gobindgarh	12-25mm, IF Route, Fe 500, IS 1786	Ex-Works	11 Sep   13.40 IST	46,000	54,300	- 200	- 600	- 4,000
Ex-Muzaffarnagar	12-25mm, IF Route, Fe 500, IS 1786	Ex-Works	11 Sep   13.40 IST	43,200	51,000	+ 200	- 1,500	- 5,100
Ex-Durgapur	12-25mm, IF Route, Fe 500D, IS 1786	Ex-Works	11 Sep   17.55 IST	42,200	49,800	- 100	- 900	- 4,700
	12-25mm, IF Route, Fe 500, IS 1786	Ex-Works	11 Sep   17.55 IST	40,100	47,300	- 100	- 900	- 4,700
Ex-Rourkela	12-25mm, IF Route, Fe 500, IS 1786	Ex-Works	11 Sep   13.40 IST	40,600	47,900	- 200	- 600	- 4,400
	12-25mm, IF Route, Fe 500D, IS 1786	Ex-Works	11 Sep   13.40 IST	46,500	54,900	0	- 2,100	- 3,800
Ex-Raigarh	12-25mm, IF Route, Fe 500, IS 1786	Ex-Works	11 Sep   13.40 IST	40,600	47,900	+ 100	0	- 4,400
Ex-Raipur	12-25mm, IF Route, Fe 500, IS 1786	Ex-Works	11 Sep   17.55 IST	40,900	48,300	- 100	- 300	- 4,700
	12-25mm, IF Route, Fe 500D, IS 1786	Ex-Works	11 Sep   13.40 IST	44,300	52,300	- 200	+ 100	- 4,700
Ex-Ahmedabad	12-25mm, IF Route, Fe 500, IS 1786	FOR	11 Sep   13.40 IST	44,500	52,500	- 200	- 900	- 4,800

Ex-Goa	12-25mm, IF Route, Fe 500, IS 1786	Ex-Works	11 Sep   13.40 IST	46,000	54,300	0	- 400	- 3,200
Ex-Jalna	12-25mm, IF Route, Fe 500, IS 1786	Ex-Works	11 Sep   13.40 IST	44,700	52,700	0	+ 100	- 4,800
Ex-Mumbai	12-25mm, IF Route, Fe 500, IS 1786	Ex-Works	11 Sep   13.40 IST	45,700	53,900	0	+ 600	- 4,200
Ex-Bangalore	12-25mm, IF Route, Fe 550, IS 1786	Ex-Works	11 Sep   13.40 IST	46,200	54,500	0	0	- 3,300
	12-25mm, IF Route, Fe 550D, IS 1786	Ex-Works	11 Sep   13.40 IST	49,500	58,400	0	- 500	- 3,300
Ex-Chennai	12-25mm, IF Route, Fe 500, IS 1786	Ex-Works	11 Sep   13.40 IST	46,000	54,300	0	- 1,000	- 3,500
Ex-Hyderabad	12-25mm, IF Route, Fe 500, IS 1786	Ex-Works	11 Sep   13.40 IST	43,000	50,700	- 500	- 500	- 4,000
Ex-Patna	12-25mm IF route, Fe 500, IS 1786	Ex-Works	11 Sep   13.40 IST	42,300	49,900	0	- 400	- 4,700

## Structure (Medium & Small Scale Producers) (India)

Region/Zone	Particular	40 ANGLE	Change	1M	75 CHANNEL	Change	1M	200 BEAM	Change	1M
Indian prices (in INR/MT)										
North India	Ghaziabad	-	-	-	-	-	-	48,000	- 300	- 1,100
East India	Durgapur	43,500	- 200	- 500	43,500	- 200	- 500	44,150	0	- 600
Central India	Raipur	-	-	-	43,200	- 200	- 1,200	-	-	-
West India	Ahmedabad	45,700	- 100	- 500	45,700	- 100	- 500	-	-	-
West India	Mumbai	47,800	- 300	- 700	48,600	- 300	- 700	-	-	-
South India	Hyderabad	46,400	0	- 300	46,000	0	- 300	-	-	-

Indian Structure price assessment frequency has been increased from weekly to daily basis, All prices are basic, Commercial Grade, Basic Price GST @ 18% extra

## Wire Rod (India)

Particular	Size/Grade	Raipur	Change	W-O-W	Durgapur	Change	W-O-W
Indian prices (in INR/MT)							
SWRY 14 LC Gr 3, Induction route	5.5 mm	40,800	- 400	- 900	41,000	- 100	- 300
HB Wire, Induction route	12 Gauge	43,300	- 400	- 900	43,500	- 100	- 300
GI Wire, Induction route	12 Gauge	47,400	- 200	- 500	51,000	- 100	- 300
Barbed Wire, Induction route	12*12 Gauge	49,400	- 200	- 500	54,000	- 100	- 300
Binding Wire, Induction route	20 Gauge	49,700	- 200	- 500	49,800	- 100	- 300

Daily Assessment, Commercial Grade, Basic Price GST @ 18% extra

## HRC (India)

Particular/Delivery	Size/Grade	Delivery	As On	Price	Change	1M	3M
Indian prices (in INR/MT)							
Delhi	2.5-8mm / CTL, IS2062, Gr E250 Br.	Ex-stockyard	10 Sep   17.59 IST	48,500	- 300	- 1,950	- 5,950
	2.5-8mm / CTL, IS2062, Gr E350 Br.	Ex-stockyard	10 Sep   17.59 IST	51,900	- 100	- 1,450	- 4,950
Faridabad	2.5-8mm / CTL, IS2062, Gr E250 Br.	Ex-stockyard	10 Sep   17.59 IST	48,900	- 100	- 1,400	- 4,950
	1.8mm / CTL, IS2062, Gr E250 Br.	Ex-stockyard	10 Sep   17.59 IST	50,400	- 100	- 1,400	- 4,950
Ludhiana	2.5-8mm / CTL, IS2062, Gr E250 Br.	Ex-stockyard	10 Sep   17.59 IST	49,000	- 500	- 2,000	- 6,300
Kolkata	2.5-8mm / CTL, IS2062, Gr E250 Br.	Ex-stockyard	10 Sep   17.59 IST	46,400	- 500	- 2,500	- 6,200
Ahmedabad	2.5-8mm / CTL, IS2062, Gr E250 Br.	Ex-stockyard	10 Sep   17.59 IST	50,000	- 300	- 1,500	- 4,550
	1.8mm / CTL, IS2062, Gr E250 Br.	Ex-stockyard	10 Sep   17.59 IST	50,500	0	- 1,350	- 4,750
Mumbai	2.5-8mm / CTL, IS2062, Gr E250 Br.	Ex-stockyard	10 Sep   17.59 IST	49,000	0	- 1,350	- 4,850
	2.5-8mm / CTL, IS2062, Gr E350 Br.	Ex-stockyard	10 Sep   17.59 IST	52,000	0	- 1,350	- 4,850
Bangalore	2.5-8mm / CTL, IS2062, Gr E250 Br.	Ex-stockyard	10 Sep   17.59 IST	51,700	0	- 1,000	- 4,900
Chennai	2.5-8mm / CTL, IS2062, Gr E250 Br.	Ex-stockyard	10 Sep   17.59 IST	50,300	- 100	- 100	- 5,550
	1.8mm / CTL, IS2062, Gr E250 Br.	Ex-stockyard	10 Sep   17.59 IST	52,200	- 100	+ 150	- 5,150
Hyderabad	2.5-8mm / CTL, IS2062, Gr E250 Br.	Ex-stockyard	10 Sep   17.59 IST	49,400	- 400	- 1,600	- 4,650

Weekly Assessment, Commercial Grade, \*Basic Price GST @ 18% extra.,

## CRC (India)

Particular/Delivery	Size/Grade	Delivery	As On	Price	Change	1M	3M
Indian prices (in INR/MT)							
Delhi	0.90mm / CTL, IS 513, CR1	Ex-stockyard	10 Sep   18.04 IST	57,000	0	- 900	- 4,200
Faridabad	0.5mm / CTL, IS 513, CR1	Ex-stockyard	10 Sep   18.04 IST	58,200	0	- 1,350	- 3,650
	0.90mm / CTL, IS 513, CR1	Ex-stockyard	10 Sep   18.04 IST	56,700	0	- 1,350	- 3,650
Ludhiana	0.90mm / CTL, IS 513, CR1	Ex-stockyard	10 Sep   18.04 IST	55,900	- 1,000	- 2,100	- 5,400
Kolkata	0.90mm / CTL, IS 513, CR1	Ex-stockyard	10 Sep   18.04 IST	52,800	0	- 3,500	- 5,350
Ahmedabad	0.90mm / CTL, IS 513, CR1	Ex-stockyard	10 Sep   18.04 IST	57,000	- 100	- 1,300	- 4,000



Mumbai	0.5mm / CTL, IS 513, CR1	Ex-stockyard	10 Sep   18.04 IST	57,700	0	-1,100	-4,100
	0.90mm / CTL, IS 513, CR1	Ex-stockyard	10 Sep   18.04 IST	56,200	0	-1,250	-4,100
Bangalore	0.9mm / CTL, IS 513, CR1	Ex-stockyard	10 Sep   18.04 IST	59,600	+100	-900	-3,550
Chennai	0.90mm / CTL, IS 513, CR1	Ex-stockyard	10 Sep   18.04 IST	61,000	0	-500	-2,450
	0.5mm / CTL, IS 513, CR1	Ex-stockyard	10 Sep   18.04 IST	62,500	0	-500	-2,450
Hyderabad	0.90mm / CTL, IS 513, CR1	Ex-stockyard	10 Sep   18.04 IST	57,900	-100	-1,650	-5,050

Weekly Assessment, Commercial Grade, \*Basic Price GST @ 18% extra.,

## HR Plate (India)

Particular/Delivery	Size/Grade	Delivery	As On	Price	Change	1M	3M
Indian prices (in INR/MT)							
Delhi	60-100mm, Gr E350 Br.	Ex-stockyard	11 Sep   18.09 IST	60,300	-800	-1,900	-5,800
	5-10mm, Gr E350 Br.	Ex-stockyard	11 Sep   18.09 IST	53,000	-500	-1,500	-4,800
	20-40mm, Gr E350 Br.	Ex-stockyard	11 Sep   18.09 IST	56,900	-1,100	-1,800	-5,200
	60-100mm, Gr E250 Br.	Ex-stockyard	11 Sep   18.09 IST	56,800	-1,100	-1,900	-5,800
	5-10mm, Gr E250 Br.	Ex-stockyard	11 Sep   18.09 IST	49,500	-500	-1,500	-5,000
	20-40mm, Gr E250 Br.	Ex-stockyard	11 Sep   18.09 IST	53,400	-1,000	-1,800	-5,100
Mumbai	60-100mm, Gr E350 Br.	Ex-stockyard	11 Sep   18.09 IST	60,900	-100	-1,900	-4,400
	5-10mm, Gr E350 Br.	Ex-stockyard	11 Sep   18.09 IST	54,000	0	-500	-4,600
	20-40mm, Gr E350 Br.	Ex-stockyard	11 Sep   18.09 IST	56,900	0	-1,800	-4,500
	60-100mm, Gr E250 Br.	Ex-stockyard	11 Sep   18.09 IST	57,400	-100	-2,100	-4,400
	5-10mm, Gr E250 Br.	Ex-stockyard	11 Sep   18.09 IST	50,500	0	-500	-4,500
	20-40mm, Gr E250 Br.	Ex-stockyard	11 Sep   18.09 IST	53,500	0	-1,800	-4,500

Weekly Assessment, Commercial Grade, Basic Price GST @ 18% extra

## GP (India)

Indian prices (in INR/MT)							
Delhi	0.7mm / CTL, 120 GSM, IS277	Ex-stockyard	05 Sep   18.12 IST	59,100	-400	-3,000	-6,800
	0.6mm / CTL, 120 GSM, IS277	Ex-stockyard	05 Sep   18.12 IST	60,600	-200	-2,900	-6,800
Mumbai	0.8mm / CTL, 120 GSM, IS277	Ex-stockyard	05 Sep   18.12 IST	60,300	0	-2,100	-4,600
	0.6mm / CTL, 120 GSM, IS277	Ex-stockyard	05 Sep   18.12 IST	61,800	0	-2,100	-4,600
Chennai	0.8-1.6mm / CTL, 120gsm, IS277	Ex-stockyard	05 Sep   18.12 IST	63,500	-300	-1,300	-7,000
	0.6mm / CTL, 120 GSM, IS277	Ex-stockyard	05 Sep   18.12 IST	65,000	-300	-1,300	-7,000
Hyderabad	0.8mm / CTL, 120 GSM, IS277	Ex-stockyard	05 Sep   18.12 IST	62,500	-800	-4,000	-6,800
	0.6mm / CTL, 120 GSM, IS277	Ex-stockyard	05 Sep   18.12 IST	64,000	-800	-4,000	-6,800

## PPGI (India)

Particular/Delivery	Size/Grade	Delivery	As On	Price	Change	1M	3M
Indian prices (in INR/MT)							
Delhi	0.5mm / CTL, 90 GSM, IS14246	Ex-stockyard	05 Sep   18.02 IST	69,000	0	-3,300	-5,900
Mumbai	0.5mm / CTL, 90 GSM, IS14246	Ex-stockyard	05 Sep   18.02 IST	69,000	0	-1,000	-5,400

## MS Pipes (India)

Indian prices (in INR/MT)							
Exy-Raipur	2.2-6mm, IS 1239,IS 1161 (HR Coil Based)	Ex-Yard	11 Sep   17.46 IST	51,000	-500	-4,000	-8,500
Ex-Raipur	41-60 OD (Patra Based)	Ex-works	11 Sep   16.28 IST	40,500	-100	-1,200	-5,500
Ex-Mandi Gobindgarh	41-60 OD (Patra Based)	Ex-works	11 Sep   16.28 IST	43,000	-200	-1,500	-4,300
Exy-Delhi	2.2-6mm, IS 1239,IS 1161 (HR Coil Based)	Ex-Yard	11 Sep   17.46 IST	52,500	-500	-3,500	-9,000
Exy-Raipur	2.2-6mm, IS 1239,IS 1161 (HR Coil Based)	Ex-Yard	11 Sep   17.46 IST	51,000	-500	-4,000	-8,500
Exy-Mumbai	2.2-6mm, IS 1239,IS 1161 (HR Coil Based)	Ex-Yard	11 Sep   17.46 IST	51,000	-1,000	-4,000	-9,000
Exy-Pune	2.2-6mm, IS 1239,IS 1161 (HR Coil Based)	Ex-Yard	11 Sep   17.46 IST	51,000	-1,000	-4,000	-9,000
Exy-Bangalore	2.2-6mm, IS 1239,IS 1161 (HR Coil Based)	Ex-Yard	11 Sep   17.46 IST	52,500	-500	-3,000	-7,500
Exy-Hyderabad	2.2-6mm, IS 1239,IS 1161 (HR Coil Based)	Ex-Yard	11 Sep   17.46 IST	52,000	-500	-3,500	-8,000

## Billet (Global)

Particular/Delivery	Size/Grade	Delivery	As On	Price	Change	1M	3M
Global prices (in USD/MT)							
FOB India	150*150, 3SP/4SP	-	03 Sep   18.08 IST	\$490	0	0	NA
FOB Iran	130*130, 3SP	-	10 Sep   18.40 IST	\$465	0	-6	-15
FOB Russia	130*130, 3SP	-	10 Sep   18.40 IST	\$460	-13	-20	-38
CNF Nepal	100*100, IS 2831 (IF Grade)	-	10 Sep   18.38 IST	\$479	-2	-7	-44
CNF Philippines	150*150, 3SP	-	10 Sep   18.38 IST	\$455	-5	-25	-54.5
CNF Turkey	120*120	-	10 Sep   18.38 IST	\$475	-10	-17.5	-45

Weekly Assessment



## Rebar (Global)

Particular/Delivery	Size/Grade	Delivery	As On	Price	Change	1M	3M
Global prices (in USD/MT)							
FOB Turkey	12-32mm, Commercial	-	06 Sep   11.08 IST	\$585	+13	+7	+7

## Wire Rod (Global)

Particular/Delivery	Size/Grade	Delivery	As On	Price	Change	1M	3M
Global prices (in USD/MT)							
CNF Nepal	5.5-6.0mm, Commercial Grade	-	07 Sep   13.18 IST	\$525	0	-5	-57
	6-8 mm, ASTM A510 SAE 1008	-	07 Sep   13.18 IST	\$580	-10	-5	NA

## HRC (Global)

Particular/Delivery	Size/Grade	Delivery	As On	Price	Change	1M	3M
Global prices (in USD/MT)							
CNF Bangladesh	2mm, SAE 1006 (China origin)	-	10 Sep   18.19 IST	\$505	-15	-25	-60
CNF Dubai	2mm, SAE1006 (India origin), SAE1006	-	23 Apr   18.30 IST	\$595	0	NA	NA
CNF Europe	3-4mm, S235JR	-	10 Sep   18.19 IST	\$505	-15	-30	-70
	3mm+, S275	-	10 Sep   18.19 IST	\$603	-7	NA	NA
CNF India	2-12 mm, SS400 (China Origin)	-	10 Sep   18.19 IST	\$480	-15	-40	-72
	3mm, SS400 (South Korea Origin)	-	16 Jul   18.40 IST	\$570	-30	NA	NA
CNF Nepal	2mm, SAE1006 (India origin), SAE1006	-	10 Sep   18.19 IST	\$544	-11	-36	-86
CNF Pakistan	2mm, SS400 (China origin), SS400	-	10 Sep   18.19 IST	\$472	-14	-33	-78
	2mm, SS400 (Japan origin), SS400	-	28 May   18.42 IST	\$585	0	NA	NA
CNF UAE	2mm, SAE1006 (China Origin)	-	10 Sep   18.19 IST	\$490	-10	-37	-73
	2 mm, SAE 1006 (Formosa, skin pass)	-	29 Aug   12.32 IST	\$517	-17	-17	NA
CNF Vietnam	2-20mm, SAE 1006 (India Origin)	-	09 Apr   18.25 IST	\$567	0	NA	NA
	2-3mm, SAE 1006 (China Origin)	-	10 Sep   18.19 IST	\$470	-15	NA	-75
	Thickness - 2-6 mm, Width - 1.1-1.3m	-	04 Sep   18.57 IST	\$515	-15	NA	NA
FOB Black Sea	3mm, SAE1006	-	10 Sep   18.12 IST	\$470	-10	-45	-77
FOB China	3-12mm, SS400	-	10 Sep   18.12 IST	\$450	-15	-30	-70
FOB India	2.5 mm, SAE1006	-	23 Apr   18.30 IST	\$560	0	NA	NA
FOB Japan	2mm, SS400	-	10 Sep   18.12 IST	\$500	-5	-30	NA
FOB South Korea	1.6-2.5mm, SAE 1006	-	13 Aug   18.46 IST	\$520	-30	0	NA

## CRC (Global)

Particular/Delivery	Size/Grade	Delivery	As On	Price	Change	1M	3M
Global prices (in USD/MT)							
FOB China	0.90mm, SPCC	-	11 Sep   18.13 IST	\$520	0	-15	-75
FOB India	0.9 mm, IS 513 Gr.O	-	11 Sep   18.13 IST	\$645	0	-30	-50
FOB Russia	0.90mm, SPCC	-	11 Sep   18.13 IST	\$570	-5	-37	-70

## HR Plate (Global)

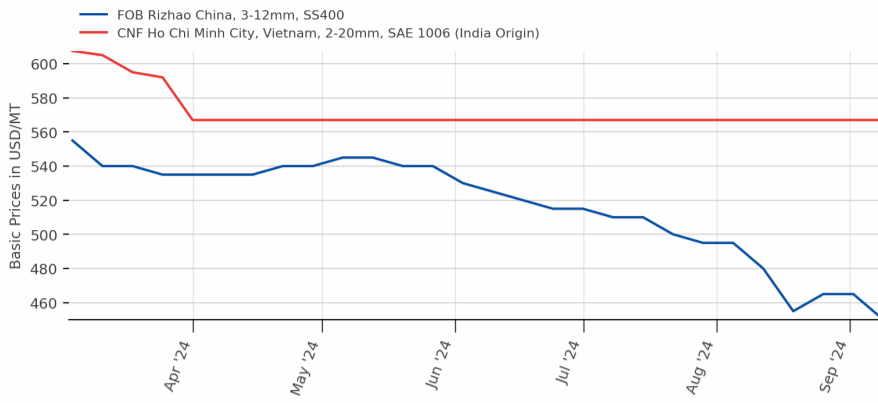
Particular/Delivery	Size/Grade	Delivery	As On	Price	Change	1M	3M
Global prices (in USD/MT)							
FOB China	5-10mm, SS 400	-	11 Sep   18.55 IST	\$470	-5	-30	-75

## GP (Global)

Particular/Delivery	Size/Grade	Delivery	As On	Price	Change	1M	3M
Global prices (in USD/MT)							
FOB China	DX51D+z80, Width 1,000-1,500 mm, thickness 0.5-2mm	-	05 Sep   17.44 IST	\$585	-5	-30	-60
FOB India	Width 900-1250mm, thickness 0.50mm, DX51D+z80, BS EN 10142:2000	-	05 Sep   17.44 IST	\$745	0	0	-55

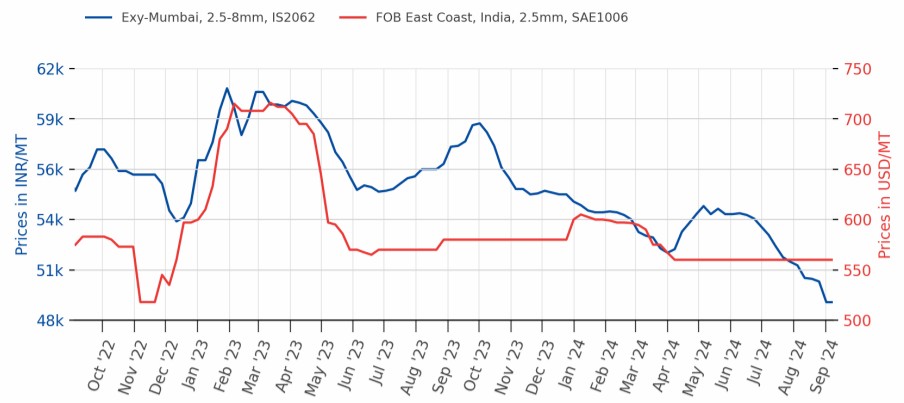
Note:- W-O-W: Week On Week, 1M: Change over last month, 3M: Change over last 3 months

HRC



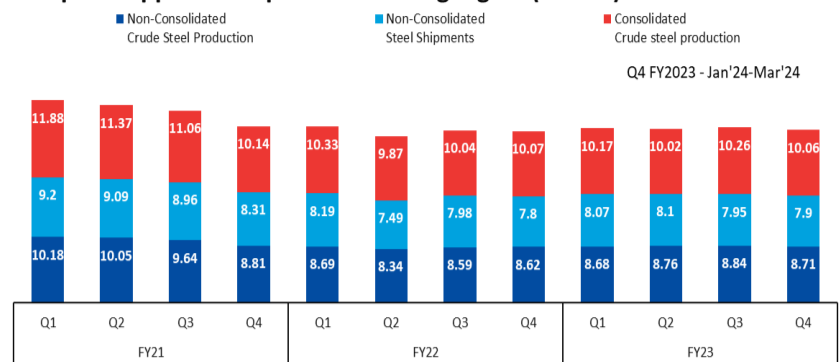
Source:BigMint

Prices of HRC Exy Mumbai/FOB India



Source:BigMint

Japan: Nippon Steel performance highlights (in mnt)



Source: Company reports | Compiled and maintained by BigMint Research

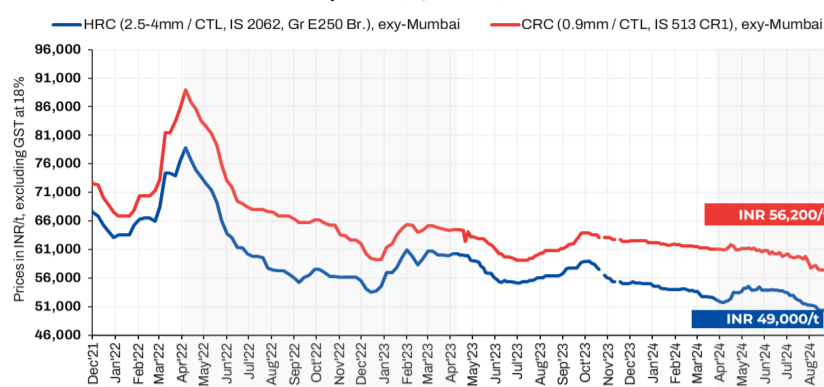
mnt- million tonnes

Japan's Nippon Steel cuts HRC export offers for Oct'24 shipments

2024-09-11

READ MORE

India domestic HRC and CRC prices (exy-Mumbai)



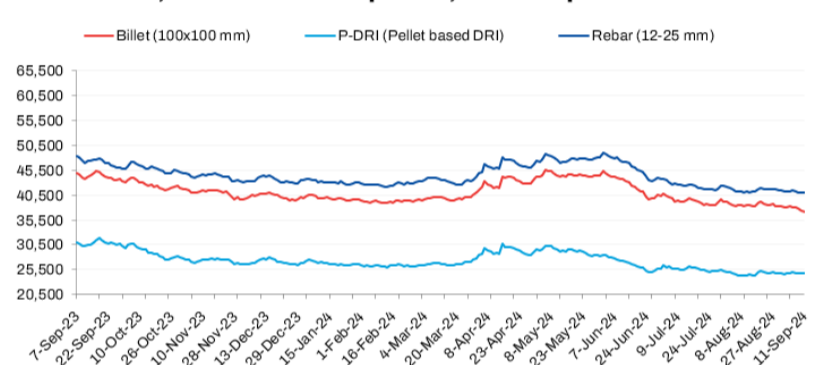
Last assessed on 10-Sep-24 | Source: BigMint Research

India: Trade-level HRC prices fall further by INR 100-500/t; market waiting for clarity on import duty

2024-09-11

READ MORE

Indian DRI, billet and rebar prices, Exw Raipur



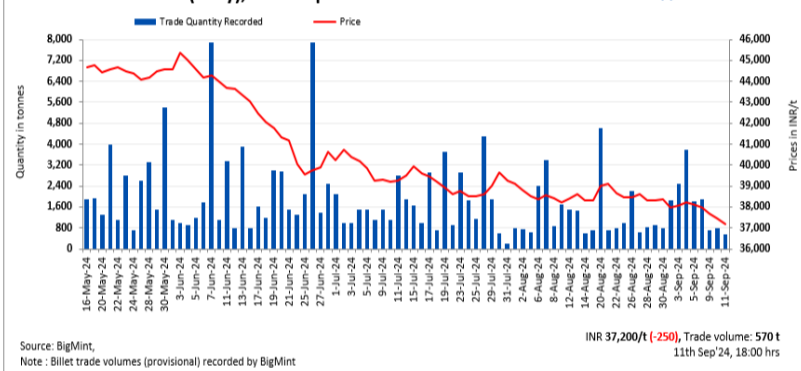
Source: BigMint

Indian DRI, billet, and rebar update - 11 Sep

2024-09-11

READ MORE

India: Billet index (daily), exw Raipur



Note: Billet trade volumes (provisional) recorded by BigMint

India: BigMint's billet index declines further by INR 250/t d-o-d - 11 Sep

2024-09-11

READ MORE

India: Brandwise rebar offers

India's brand-wise rebar offers from BF and IF route mills - 11 Sep

2024-09-11

READ MORE

China Domestic Billet Price

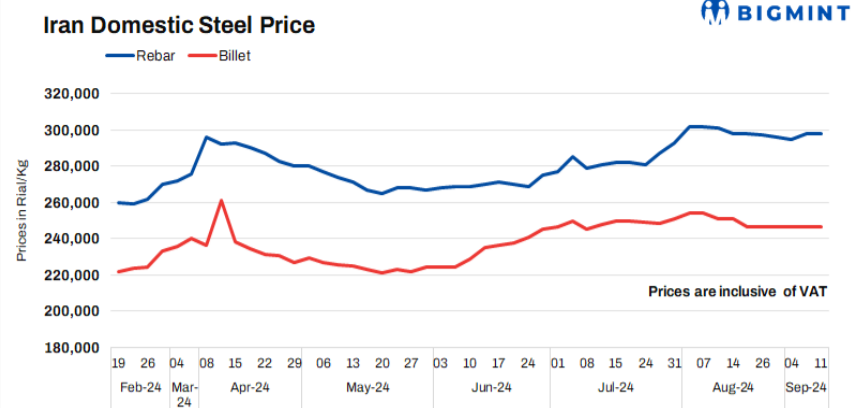


Source: Bigmint

China: Steel billet prices rise by RMB 40/t (\$6/t) d-o-d

2024-09-11

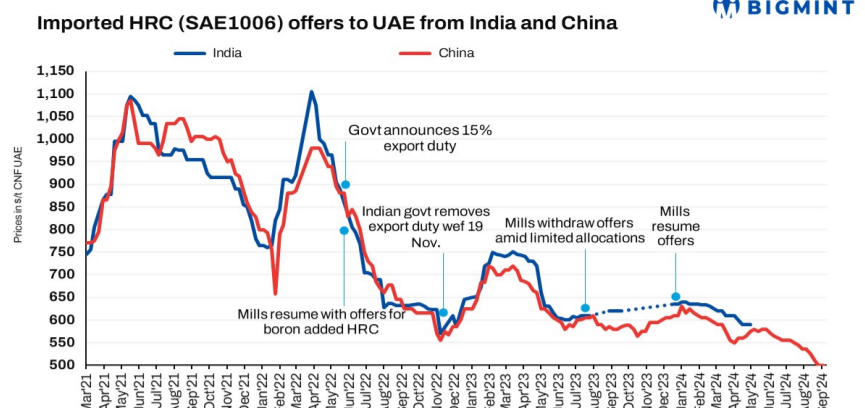
READ MORE



**Iran: Domestic billet, rebar prices remain stable amid improved market sentiments**

2024-09-11

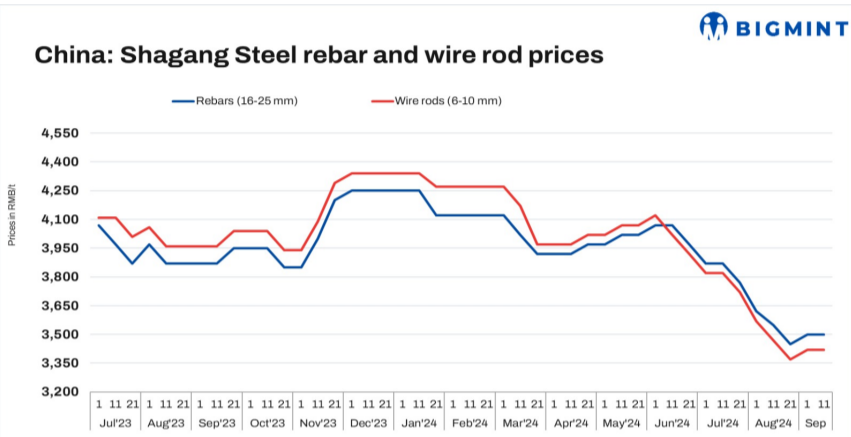
[READ MORE](#)



**Middle East: Imported HRC offers drop w-o-w amid recent deal**

2024-09-11

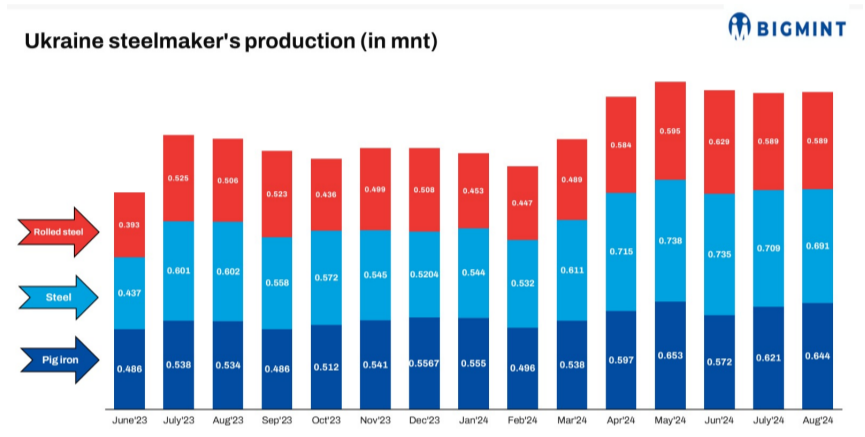
[READ MORE](#)



**China: Shagang Steel keeps long steel prices stable for mid Sep'24**

2024-09-11

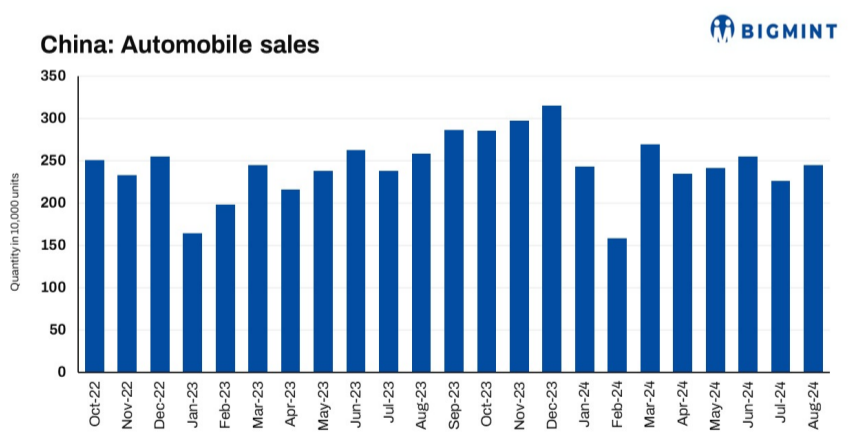
[READ MORE](#)



**Ukraine: Steelmakers' rolled steel production increases by 16% y-o-y in Aug'24**

2024-09-11

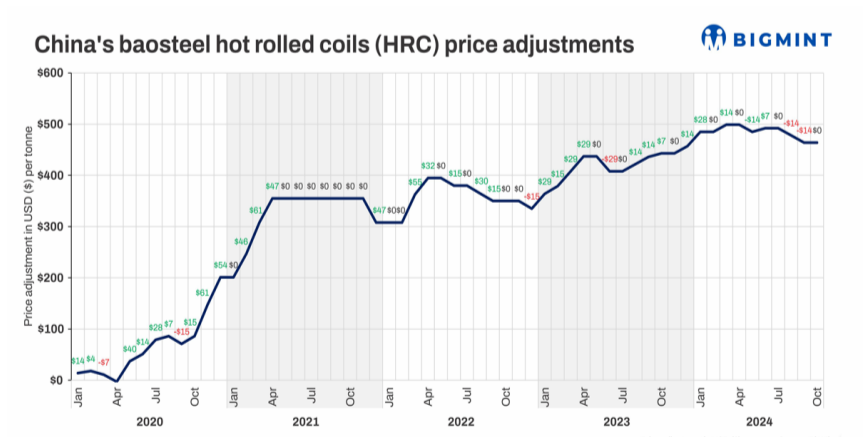
[READ MORE](#)



**China: Automobile sales increase m-o-m in Aug'24**

2024-09-11

[READ MORE](#)



**China: Baosteel keeps HRC prices stable for Oct'24 sales**

2024-09-10

[READ MORE](#)

## Ferro Alloy

### Manganese Ore (India)

Particular/Delivery	Size/Grade	Delivery	As On	Price	Change	1M	3M
Indian prices (in INR/MT)							
MOIL	6-80 mm, Lumps, Mn 46%	Ex-Mines	02 Sep   12.42 IST	22,540	-5,635	NA	NA
	Lumps, Lumps, Mn 44%, Fe 7%	Ex-Mines	02 Sep   12.42 IST	21,561	-5,390	NA	NA
	Lumps, Mn 37%, Fe 7.5%	Ex-Mines	02 Sep   12.42 IST	12,874	-2,272	NA	NA
	6-80 mm, Lumps, Mn 30%	Ex-Mines	02 Sep   12.42 IST	6,322	-1,115	NA	NA

Weekly Assessment, Prices Ex-Mines Basis Including Royalty

### Chrome Ore (India)

Particular/Delivery	Size/Grade	Delivery	As On	Price	Change	1M	3M
Indian prices (in INR/MT)							
Ex-Jajpur (OMC-eAuction)	Friable 54%+	Ex-Mines	21 Aug   18.29 IST	38,085	-202	NA	NA
	Friable 52-54%	Ex-Mines	21 Aug   18.29 IST	34,119	+1,935	NA	NA
	Friable 50-52%	Ex-Mines	21 Aug   18.29 IST	24,252	-521	NA	NA
	Lumps, Friable 48-50%	Ex-Mines	21 Aug   18.29 IST	23,721	-424	NA	NA

OMC E-Auction Prices Including Royalty

### Silico Manganese (India)

Particular/Delivery	Size/Grade	Delivery	As On	Price	Change	1M	3M
Indian prices (in INR/MT)							
Ex-Durgapur	10-150 mm, LC (Mn 55% min.)	Ex-Works	05 Sep   10.32 IST	83,200	-50	-1,800	-19,300
	10-150 mm, MC (Mn 53% min.)	Ex-Works	05 Sep   10.32 IST	78,000	-200	-2,000	-20,000
	10-50 MM, HC 60-14	Ex-Works	11 Sep   18.43 IST	66,300	-200	-2,725	-14,660
	25-150 mm, HC 60-14	Ex-Works	11 Sep   18.43 IST	65,800	-200	-2,725	-14,660
Ex-Raipur	25-150 mm, HC 60-14	Ex-Works	11 Sep   18.43 IST	66,300	-200	-2,900	-15,440
Ex-Vizag	25-150 mm, HC 60-14	Ex-Works	11 Sep   18.43 IST	66,000	-200	-2,625	-15,020

Weekly Assessment; All Prices are basic; GST @ 18% extra

### Ferro Manganese (India)

Particular/Delivery	Size/Grade	Delivery	As On	Price	Change	1M	3M
Indian prices (in INR/MT)							
Ex-Durgapur	10-150 mm, MC (Mn 70% min)	Ex-Works	05 Sep   10.36 IST	101,500	-1,500	-3,500	-18,700
	25-150 mm, HC 70%	Ex-Works	11 Sep   18.30 IST	71,300	-200	-3,850	-19,860
Ex-Raipur	25-150 mm, HC 70%	Ex-Works	11 Sep   18.30 IST	71,500	-300	-3,925	-19,080

Weekly Assessment; All Prices are basic; GST @ 18% extra

### Ferro Chrome (India)

Particular/Delivery	Size/Grade	Delivery	As On	Price	Change	1M	3M
Indian prices (in INR/MT)							
Ex-Durgapur	10-60 mm, LC 60%	Ex-Works	05 Sep   10.47 IST	219,500	-500	+500	-9,500
Ex-Jajpur	10-150mm, HC 60%, Si- 4%	Ex-Works	11 Sep   10.31 IST	106,800	+200	+3,700	-2,850
	10-150mm, HC 60%, Si - 2%	Ex-Works	05 Sep   10.47 IST	114,500	+1,500	+5,600	-2,500

Weekly Assessment; All Prices are basic; GST @ 18% extra

### Ferro Silicon (India)

Particular/Delivery	Size/Grade	Delivery	As On	Price	Change	1M	3M
Indian prices (in INR/MT)							
Ex-Guwahati	25-150 mm, FeSi 70%	Ex-Works	09 Sep   18.30 IST	88,100	+200	-300	-8,400
Ex-Bhutan	25-150 mm, FeSi 70%	Ex-Works	09 Sep   18.30 IST	88,500	+500	-950	-8,600

Weekly Assessment; All Prices are basic; GST @ 18% extra

### Manganese Ore (Global)

Particular/Delivery	Size/Grade	Delivery	As On	Price	Change	1M	3M
Global prices (in USD/MT)							
CNF China	Lumps, Mn 37% (USD/dmtu)	-	07 Sep   11.37 IST	\$3.84 /dmtu	0	-0.31	-2.36
	Lumps, Mn 44% (USD/dmtu)	-	07 Sep   11.37 IST	\$5.96 /dmtu	-0.07	-2.99	-2.29



<b>CNF India</b>	Lumps, Mn 37%, (South African origin) (USD/dmtu)	-	07 Sep   11.37 IST	\$4 /dmtu	0	-0.3	-2.35
	Lumps, Mn 44% (USD/dmtu)	-	07 Sep   11.37 IST	\$6.05 /dmtu	-0.1	-3.05	-2.35
	Lumps, Mn 46%, (USD/dmtu)	-	07 Sep   11.37 IST	\$6.45 /dmtu	-0.15	-3.25	-2.55

Weekly Assessment

## Chrome Ore (Global)

Global prices (in USD/MT)							
<b>CNF China</b>	Conc 40-42%, S. Africa	-	10 Sep   17.33 IST	\$300	0	-10	-20
	Conc 46-48%, Turkish	-	10 Sep   17.33 IST	\$415	-5	-10	-20

Weekly Assessment

## Silico Manganese (Global)

Global prices (in USD/MT)							
<b>FOB India</b>	25-150 mm, HC 60-14	-	11 Sep   18.33 IST	\$810	-2	-17.25	-247.4
	25-150 mm, HC 65-16	-	11 Sep   18.33 IST	\$912	-2	-51	-295

Weekly Assessment

## Ferro Manganese (Global)

Global prices (in USD/MT)							
<b>FOB India</b>	25-150 mm, HC 70%	-	11 Sep   18.34 IST	\$868	0	-60.5	-243.6
	25-150 mm, HC 75%	-	11 Sep   18.34 IST	\$933	0	-69	-292.2

Weekly Assessment

## Ferro Chrome (Global)

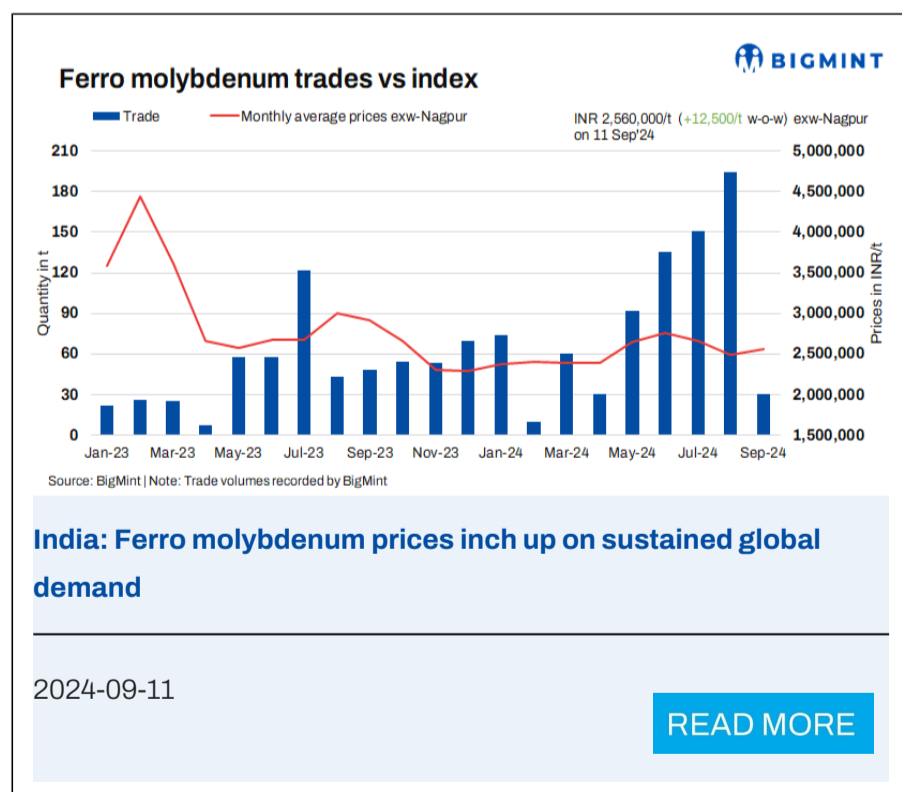
Global prices (in USD/MT)							
<b>CNF China</b>	10-150mm, HC 60% (cents/lb)	-	11 Sep   10.30 IST	¢94.25 /lb	-0.75	-1.25	-4.75
<b>CNF Japan</b>	10-50mm, HC 60% (cents/lb)	-	11 Sep   10.30 IST	¢100 /lb	0	0	-7
<b>CNF South Korea</b>	10-50mm, HC 60% (cents/lb)	-	11 Sep   10.30 IST	¢98 /lb	-1	-1	-3

Weekly Assessment

## Ferro Silicon (Global)

Global prices (in USD/MT)							
<b>FOB China</b>	10-50 mm, FeSi 75%	-	09 Sep   18.31 IST	\$1,310	0	-5	+30
<b>FOB India</b>	10-50 mm, FeSi 70%	-	09 Sep   18.31 IST	\$1,150	0	+20	-150

Weekly Assessment



## Non Ferrous

### Aluminium (India)

Particular/Delivery	Size/Grade	Delivery	As On	Price	Change	1M	3M
Indian prices (in INR/MT)							
Aluminium Ingot P1020, Exy-Delhi	Ingot EC Grade 99.70%	Ex-Yard	11 Sep   17.22 IST	233,500	0	+ 7,500	- 10,000
Aluminium Ingot ADC12, Exw-Delhi NCR	Automobile OEM Approved	Exw-Delhi NCR	06 Sep   17.17 IST	218,000	- 1,000	- 1,000	- 5,000
	Non-OEM	Ex-Works	11 Sep   18.55 IST	206,500	- 2,000	- 500	- 6,000
Aluminium Extrusion Scrap, Exy-Delhi	6063 & 6061 (Mix)	Ex-Yard	11 Sep   17.22 IST	190,000	0	0	- 4,000
Aluminium Utensil Scrap, Exy-Delhi	Loose	Ex-Yard	11 Sep   17.22 IST	180,000	0	0	- 5,000
Aluminium Taint Tabor Scrap, Exy-Delhi	Loose	Ex-Yard	11 Sep   17.22 IST	179,000	0	+ 500	- 4,500
Aluminium Tense Scrap, Exy-Delhi	Solid (Loose)	Ex-Yard	11 Sep   17.22 IST	173,500	- 500	- 500	- 9,000
Aluminium Ingot P1020, Exy-Mumbai	Ingot EC Grade 99.70%	Ex-Yard	11 Sep   17.22 IST	227,000	+ 2,000	+ 5,000	- 9,000
Aluminium Extrusion Scrap, Exy-Mumbai	6063 (Loose)	Ex-Yard	11 Sep   17.22 IST	204,000	0	+ 6,000	+ 4,000
Aluminium Utensil Scrap, Exy-Mumbai	Utensil (Loose)	DAP	11 Sep   17.22 IST	194,000	0	+ 8,000	+ 7,000
Aluminium Ingot ADC12, Exw-Chennai	Automobile OEM Approved	Exw-Chennai	06 Sep   17.25 IST	216,000	- 2,000	- 2,000	NA
	Non-OEM	Ex-Works	11 Sep   17.22 IST	208,500	- 2,000	- 500	- 5,000
Aluminium Tense Scrap, Exy-Chennai	Solid (Loose)	Ex-Yard	11 Sep   17.22 IST	174,500	- 500	- 500	- 9,000

### Aluminium (Global)

Particular/Delivery	Size/Grade	Delivery	As On	Price	Change	1M	3M
Global prices (in USD/MT)							
Aluminium Extrusion Scrap, CFR Nhava Sheva, Middle East	6063 (Briquetted)	-	10 Sep   17.06 IST	\$2,330	- 40	+ 60	- 100
Aluminium Taint Tabor Scrap, CFR Nhava Sheva, Middle East	Briquetted, Clean	-	10 Sep   17.06 IST	\$2,100	- 60	+ 50	- 60
Aluminium Taint Tabor, CFR Nahva Sheva, UK	Cut and sheared 9-10% attachment	-	10 Sep   17.06 IST	\$1,770	- 30	+ 40	- 30
Aluminium Taint Tabor, CFR Nahva Sheva, US	HRB, Attachment 3%	-	10 Sep   17.06 IST	\$1,950	- 40	+ 80	- 50
Aluminium Talk Scrap, CFR Nhava Sheva, Middle East	Solid (Clean)	-	10 Sep   17.06 IST	\$4,650	+ 50	+ 180	- 200
Aluminium Talk, CFR Nahva Sheva, US	Solid (Clean)	-	10 Sep   17.06 IST	\$4,850	+ 35	+ 160	- 240
Aluminium Tense Scrap, CFR Nhava Sheva, Middle East	Attachments 8-9%, Mix	-	10 Sep   17.06 IST	\$1,790	- 40	+ 60	- 40
Aluminium Tense, CFR Nahva Sheva, US	Attachments 6-7%	-	10 Sep   17.06 IST	\$1,870	- 30	+ 90	+ 10
Aluminium Wheel Scrap, CFR Nahva Sheva, UK	Solid (Loose)	-	10 Sep   17.06 IST	\$2,330	- 50	+ 100	- 10
Aluminium Zorba 95-5, CFR Nhava Sheva, UK	20 mm, Solid (Shredded)	-	10 Sep   17.06 IST	\$2,070	- 10	+ 120	- 60
Silicon Metal, CFR Mundra, China	Grade 553 Si- 98.5%	-	10 Sep   17.06 IST	\$1,690	- 30	- 50	- 350

### Copper (India)

Particular/Delivery	Size/Grade	Delivery	As On	Price	Change	1M	3M
Indian prices (in INR/MT)							

<b>Copper Secondary CC Wire Rods, Exw-Delhi</b>	8 mm, Cu 99% min	Ex-works	11 Sep   17.17 IST	775,000	-2,000	+4,750	-54,500
<b>Copper Primary CC Wire Rods, Exw-Delhi</b>	8 mm, Cu 99.99%	Ex-works	11 Sep   17.17 IST	800,000	-5,000	-1,250	-57,200
<b>Copper Armature Scrap, Exy-Delhi</b>	Cu 99%	Ex-Yard	11 Sep   17.17 IST	725,000	-2,000	-3,750	-54,300
<b>Copper Primary CC Wire Rods (CCR), Exy-Mumbai</b>	8 mm, Cu 99.99%	Ex-Yard	11 Sep   17.17 IST	818,000	+1,000	+9,250	-47,400
<b>Copper Armature Scrap, Exy-Mumbai</b>	Cu - 98%	DAP	11 Sep   17.17 IST	767,000	+1,000	-750	-45,800
<b>Brass Honey Scrap, Exy-Mumbai</b>	Cu 63% Zn 33%	DAP	11 Sep   17.17 IST	504,000	+1,000	+2,250	-19,400

## Zinc (India)

Particular/Delivery	Size/Grade	Delivery	As On	Price	Change	1M	3M
Indian prices (in INR/MT)							
<b>Zinc Special High Grade Ingot, Exw-Delhi</b>	Ingot, Zn 99.99%	Ex-works	11 Sep   17.03 IST	261,000	0	-5,000	-7,300
<b>Zinc Special High Grade Ingot, Exy-Mumbai</b>	Ingot, Zn 99.995%	Ex-Yard	11 Sep   17.03 IST	262,000	+3,000	-1,500	-5,800

## Lead (India)

Particular/Delivery	Size/Grade	Delivery	As On	Price	Change	1M	3M
Indian prices (in INR/MT)							
<b>Lead Remelted Ingot, Exw-Delhi</b>	Ingot, Pb 99%	Ex-works	11 Sep   16.54 IST	183,000	0	-2,000	-6,000
<b>Lead Primary Ingot, Exw-Delhi</b>	Ingot, Pb 99.99%	Ex-works	11 Sep   16.54 IST	203,000	0	-1,500	-3,600
<b>Lead Primary Ingot, Exy-Mumbai</b>	Ingot, Pb 99.99%	Ex-Yard	11 Sep   16.54 IST	191,000	+1,000	-1,750	-1,800

### India: Aluminium ADC12 Ingot Prices

Source: BigMint

Particular/Delivery/Region	Price \$/t	W-O-W Change
Tense Scrap, CFR Nhava Sheva, USA	1,870	-30
Taint labor Scrap, CFR Nhava Sheva, UK	1,770	-30
Zorba (95-5) Scrap, CFR Nhava Sheva, UK	2,070	-10
Wheel Scrap, CFR Nhava Sheva, UK	2,330	-50
Silicon Metal (555), CFR Mundra, China	1,690	-30

**India: Aluminium ADC12 alloyed ingot prices decline w-o-w amidst weak demand**

2024-09-11

[READ MORE](#)

### Non-ferrous updates: 11-09-2024

Commodity	LME 3M (\$/t)	%Change	LME Stocks (t)	%Change	MCX (INR/t)	%Change	SHFE (RMB/t)	%Change
<b>Aluminium</b>	2,336	-0.60%	8,31,350	-0.42%	2,20,000	+0.55%	19,330	+0.83%
<b>Nickel</b>	15,741	-1.02%	1,22,214	+0.46%	13,66,000	+0.19%	1,21,720	-0.60%
<b>Copper</b>	9,026	-0.78%	3,16,175	-0.09%	7,89,000	+0.58%	72,850	+1.01%
<b>Zinc</b>	2,712	-0.70%	2,34,450	-0.89%	2,55,000	+0.39%	22,835	+0.35%
<b>Lead</b>	1,955	+0.10%	1,75,275	-0.97%	1,81,000	+0.47%	16,375	-1.30%

% Change d-o-d basis | Source: LME, MCX, SHFE

**Base metals prices on LME witness negative trends; stocks experience outflows**

2024-09-11

[READ MORE](#)

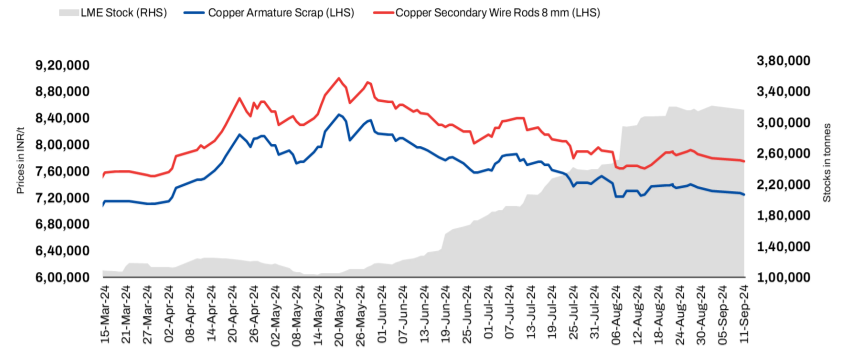


**Indian firms sign MoU with UAE for critical minerals supply chain**

2024-09-11 19:18:27

[READ MORE](#)

**India: Copper price trend ex-Delhi**



Source: BigMint

**Indian copper prices edge down by INR 2,000/t d-o-d**

2024-09-11 18:37:25

[READ MORE](#)

# India: BigMint's billet index declines further by INR 250/t d-o-d - 11 Sep

11 Sep 2024

BigMint's billet index declined further by INR 250/tonne (t), settling at INR 37,200/t exw Raipur today.

Weak buying interest persisted today, putting additional pressure on the billet index and extending the ongoing downtrend, leading to another market correction. However, there was a slight improvement in sponge iron buying activity, mainly due to limited supply in the spot market. In contrast, other segments, such as semi-finished and finished steel, continued to suffer from limited demand d-o-d.

In Raipur, rebar prices fell slightly by INR 100/t, with a total of 1,000 t traded. Wire rod prices also saw a significant drop of INR 400/t d-o-d. Meanwhile, sponge iron prices in Raipur increased by INR 100/t.

The conversion spread from sponge iron (PDRI) to billets for standalone furnaces in the region was recorded at INR 12,400/t.

### Rationale

This index has been derived based on transactions, offers, bids, and indicative price data sets. Transactions are considered as T1 and given a weightage of 50%, whereas other data sets are considered as T2 and given a

weightage of the balance 50%.

- **Transactions (T1)** - Two trades were recorded at INR 37,200/t during the 2:30 pm to 5:30 pm BigMint trading window. These were considered for the final price calculation as T1 inputs. The average of these transactions was INR 37,200/t, which was given a 50% weightage in the final price calculation.
- **Other price indicators - bids/offers/indicative (T2)** - Eleven offers were reported in the trading window and considered as T2 inputs. The average price of these eleven was INR 37,222/t. This was given a 50% weightage in the final price calculation.

The final price of billet exw-Raipur was INR 37,211/t, rounded to INR 37,200/t exw.

From BigMint Team - While it would be our earnest endeavour, at BigMint, to bring about transparent and unbiased price index reporting, we would request all our readers and subscribers for their feedback and if they could participate in the reporting of more transactions.

**For detailed methodology - [click here](#)**

India Domestic Raipur Billet Trade Updates - 11 Sep'24						BIGMINT	
Participant	Industry Type	Trade Type	*Price (INR/t)	Delivery	Time of Deal/Call	Data Set	Outlier
P1	Trader	Offer	37,300	EXW	12:02	T2	Yes
P2	Seller	Offer	37,550	EXW	12:54	T2	Yes
P3	Trader	Offer	37,300	EXW	13:18	T2	Yes
P4	Seller	Indicative	37,300	EXW	13:20	T2	Yes
P5	Seller	Indicative	37,300	EXW	16:14	T2	No
P6	Trader	Offer	37,200	EXW	16:22	T2	No
P7	Trader	Offer	37,200	EXW	16:23	T2	No
P8	Trader	Indicative	37,200	EXW	16:28	T2	No
P9	Buyer	Indicative	37,250	EXW	16:32	T2	No
P10	Seller	Indicative	37,200	EXW	16:41	T2	No
P11	Trader	Indicative	37,300	FOR	16:56	T2	No
P12	Trader	Offer	37,200	EXW	16:57	T2	No
P13	Trader	Indicative	37,200	EXW	17:08	T2	No
P14	Trader	Trade	37,200	EXW	17:10	T1	No
P15	Trader	Trade	37,200	EXW	17:15	T1	No
P16	Trader	Indicative	37,200	EXW	17:20	T2	No
P17	Seller	Indicative	37,200	EXW	17:22	T2	No

T1 - Trade, T2 - Offer/Bid/Indicative, \*Normalized price as per methodology

## India Domestic Billet Price Index EXW Raipur

- Credible & Transparent Prices
- Robust Methodology & Rationale
- IOSCO Compliance
- Independent View of the Market
- Enabling Informed Conversations & Negotiations



## Global Prices

### Global Prices - Region Wise




























Commodity	Particular	Grade/Size	Price	Change	W-O-W	1M	3M
<b>China</b>							
<i>Export</i>							
Billet	FOB China	125*125, BF Grade	NA	NA	NA	NA	NA
TMT (Re-Bar)	FOB China	Commerical	NA	NA	NA	NA	NA
Wire Rod	FOB China	5.5mm	NA	NA	NA	NA	NA
HRC	FOB China	2.5mm	\$450	-15	-15	-30	-70
CRC	FOB China	0.90 mm	\$520	0	0	-15	-75
<i>Import</i>							
Iron Ore	CNF China	Lumps Fe 64/63%, South Africa	\$91	-1	-3	-8	-16
Iron Ore	CNF China	Fines Fe 62%, Australia	\$90	-1	-3	-8	-16
Pellets	CNF China	6-20mm, BF Grade	\$112	-3	-3	-7	-12
Coking Coal	CNF China	Premium HCC, Australia	NA	NA	NA	NA	NA
Mill Scale	CNF China	70/68%	NA	NA	NA	NA	NA
FeCr	CNF China	HC 60%	¢94.25/lb	-0.75	-0.75	-1.25	-4.75
Mn Ore	CNF China	Mn 46% Lumps, Australia	NA	NA	NA	NA	NA
Mn Ore	CNF China	Mn 38%, South Africa	NA	NA	NA	NA	NA
<b>CIS Nations</b>							
<i>Export</i>							
Billet	FOB Black Sea	125*125, BF Grade	\$460	-13	-13	-20	-38
Slabs	FOB Black Sea	Commercial	NA	NA	NA	NA	NA
Pig Iron	FOB Black Sea	Steel Grade	\$382	-6	-6	-10	-38
TMT (Re-Bar)	FOB Black Sea	Commercial	NA	NA	NA	NA	NA
HRC	FOB Black Sea	2.5mm	\$470	-10	-10	-45	-77
CRC	FOB Black Sea	0.90mm	\$570	-5	-5	-37	-70
<b>Japan/Korea</b>							
<i>Export</i>							
HRC	FOB Korea	2.5mm	\$520	-30	NA	0	NA
<i>Import</i>							
FeCr	CNF Japan	HC 60%	¢100/lb	0	0	0	-7


Note:- W-O-W: Week On Week, 1M: Change over last month, 3M: Change over last 3 months, All prices are weekly assessment, Iron Ore are daily assessment

Commodity	Particular	Grade/Size	Price	Change	W-O-W	1M	3M
<b>India</b>							
<i>Export</i>							
Iron Ore	FOB India	Fines, Fe 58/57%	\$50.5	-0.5	-4.5	-3.5	-6.5
Billet	FOB India	150*150mm	\$490	0	0	0	NA
Pig Iron	FOB India	Steel Grade	NA	NA	NA	NA	NA
HRC	FOB India	2.5mm	\$560	0	NA	NA	NA
CRC	FOB India	0.9mm	\$645	0	0	-30	-50
SiMn	FOB India	60/14%	\$810	-2	-9.6	-17.25	-247.4
FeMn	FOB India	HC 75%	\$933	0	-17	-69	-292.2
FeSi	FOB Bhutan	70-75%	\$1,150	0	0	+20	-150
<i>Import</i>							
Iron Ore	CNF India	Lumps Fe 64%, South Africa	NA	NA	NA	NA	NA
Scrap	CNF India	HMS 1&2 ,Middle East	NA	NA	NA	NA	NA
Scrap	CNF India	Shredded, Europe	\$395	0	+5	-12.5	-22.6
Coking Coal	CNF India	Premium HCC, Australia	\$196	-1	-14.2	-27	-77.5
Non-Coking Coal	CNF India	RB2 5500 NAR, South Africa	NA	NA	NA	NA	NA
Met Coke	CNF India	62%, China	NA	NA	NA	NA	NA
Pellets	CNF India	6-20mm, BF Grade	NA	NA	NA	NA	NA
Wire Rod	CNF India	5.5mm, China	NA	NA	NA	NA	NA
HRC	CNF India	2.5mm, China	\$480	-15	-15	-40	-72
HRC	CNF India	2.5mm, Korea	\$570	-30	NA	NA	NA
CRC	CNF India	0.90mm, China	\$540	0	0	-15	-75
HR Plate	CNF India	A 36	NA	NA	NA	NA	NA
Mn Ore	CNF India	Mn 38%, South Africa	NA	NA	NA	NA	NA
<b>Europe &amp; US</b>							
<i>Export</i>							
Pig Iron	FOB Brazil	Steel Grade	\$437	0	0	-5	-10
<i>Import</i>							
Scrap	CFR Turkey	HMS (80:20), US	\$370	0	+3.4	-4.25	-16
HRC	CIF Europe	2.5mm	NA	NA	NA	NA	NA
<b>Middle East &amp; Africa</b>							
<i>Export</i>							
Iron Ore	FoB South Africa	Lumps, Fe 64/63%	NA	NA	NA	NA	NA
Non Coking Coal	FoB South Africa	RB2 5500 NAR	NA	NA	NA	NA	NA
<i>Import</i>							
Billet	CNF Dubai	125*125, China	NA	NA	NA	NA	NA
HRC	CNF Dubai	2.5mm, China	\$490	-10	-10	-37	-73


Note:- W-O-W: Week On Week, 1M: Change over last month, 3M: Change over last 3 months, All prices are weekly assessment, Iron Ore are daily assessment

## LIVE TENDERS

COMPANY	TYPE	GRADE	QUANTITY	EXPIRY DATE	LOCATION	VIEW
<b>Billet/Ingot/Slab</b>						
RINL	Sell	Bloom 150X150	30,000 MT	12 Sep, 2024	 Visakhapatnam, Andhra Pradesh, India	<a href="#">VIEW</a>
RINL	Sell	Bloom	609 MT	13 Sep, 2024	 Visakhapatnam, Andhra Pradesh, India	<a href="#">VIEW</a>
RINL	Sell	Bloom	1,560 MT	14 Sep, 2024	 Vishakhapatnam, Andhra Pradesh, India	<a href="#">VIEW</a>
<b>Ferro Chrome</b>						
SAIL	Buy	Ferro Chrome	4,200 MT	17 Sep, 2024	 Salem, Tamil Nadu, India	<a href="#">VIEW</a>
BHEL	Buy	Ferro Chrome	300 MT	12 Sep, 2024	 Haridwar, Uttarakhand, India	<a href="#">VIEW</a>
<b>Ferro Manganese</b>						
SAIL	Buy	Ferro Manganese	1,300 MT	18 Sep, 2024	 Bokaro, Jharkhand, India	<a href="#">VIEW</a>
Arcelor Mittal	Buy	High Carbon Ferro Manganese	5,000 MT	12 Sep, 2024	 Hazira, Gujarat, India	<a href="#">VIEW</a>
<b>Ferro Molybdenum</b>						
Arcelor Mittal	Buy	Ferro Molybdenum	40 MT	16 Sep, 2024	 Hazira, Gujarat, India	<a href="#">VIEW</a>
<b>Ferro Silicon</b>						
NMDC	Buy	Ferro Silicon	3,283 MT	20 Sep, 2024	 Jagdalpur, Chattisgarh, India	<a href="#">VIEW</a>
<b>Fines/Lumps</b>						
Director of Mines & Geology	Services	Iron Ore Blocks	3 Nos	04 Oct, 2024	 Goa, Goa, India	<a href="#">VIEW</a>
NMDC	Sell	Iron Ore Lumps Fe: 65.5%	8,000 MT	13 Sep, 2024	 Dantewada, Chattisgarh, India	<a href="#">VIEW</a>
NMDC	Sell	Iron Ore Fines & Lumps	86,000 MT	17 Sep, 2024	 Dantewada, Chattisgarh, India	<a href="#">VIEW</a>
NMDC	Sell	Baila ROM Fe:65.5%	43,000 MT	17 Sep, 2024	 Dantewada, Chattisgarh, India	<a href="#">VIEW</a>
NMDC	Sell	Iron Ore Fines & Lumps	40,000 MT	13 Sep, 2024	 Bellary, Karnataka, India	<a href="#">VIEW</a>
NMDC	Sell	Iron Ore Fines & Lumps	348,000 MT	13 Sep, 2024	 Bellary, Karnataka, India	<a href="#">VIEW</a>
NMDC	Sell	Iron Ore	10,000 MT	17 Sep, 2024	 Dantewada, Chattisgarh, India	<a href="#">VIEW</a>
Sri Kumaraswamy Mineral Exports Private Limited	Sell	Iron Ore Lumps	48,000 MT	17 Sep, 2024	 Bellary, Karnataka, India	<a href="#">VIEW</a>
Sandur Manganese & Iron Ore	Sell	Iron Ore Lumps	13,000 MT	13 Sep, 2024	 Bellary, Karnataka, India	<a href="#">VIEW</a>
JSW Steel Ltd	Sell	Iron Ore Lumps	98,750 MT	13 Sep, 2024	 Joda, Odisha, India	<a href="#">VIEW</a>
<b>Melting Scrap</b>						
Mahindra & Mahindra	Sell	Melting Scrap	453 MT	13 Sep, 2024	 Mohali, Punjab, India	<a href="#">VIEW</a>
Indian Oil	Sell	Melting Scrap	884 MT	13 Sep, 2024	 Kandla, Gujarat, India	<a href="#">VIEW</a>
HMCL	Sell	Melting Scrap	440 MT	12 Sep, 2024	 Haridwar, Uttarakhand, India	<a href="#">VIEW</a>
Poshs Cinoti Pvt. Ltd	Sell	Melting Scrap-CR HR Punching	590 MT	12 Sep, 2024	 Pune, Maharashtra, India	<a href="#">VIEW</a>
NMDC	Sell	Pit Iron	5,000 MT	12 Sep, 2024	 Jagdalpur, Chattisgarh, India	<a href="#">VIEW</a>
RINL	Sell	Melting Scrap	1,500 MT	12 Sep, 2024	 Vishakhapatnam, Andhra Pradesh, India	<a href="#">VIEW</a>
RINL	Sell	Melting Scrap	500 MT	12 Sep, 2024	 Visakhapatnam, Andhra Pradesh, India	<a href="#">VIEW</a>
Yantra India Limited	Buy	Ferrous Scrap	982 MT	01 Oct, 2024	 Ghaziabad, Uttar Pradesh, India	<a href="#">VIEW</a>
<b>Non Coking</b>						

COMPANY	TYPE	GRADE	QUANTITY	EXPIRY DATE	LOCATION	VIEW
Minas de Benga Lda	Services	Non Coking Coal	1 Nos	16 Sep, 2024	 Maputo, Mozambique	<a href="#">VIEW</a>
NTPC	Sell	Coal Mill Reject	15,000 MT	12 Sep, 2024	 Aurangabad, Bihar, India	<a href="#">VIEW</a>
APMDC	Sell	Non Coking Coal G7	100,000 MT	12 Sep, 2024	 Vijayawada, Andhra Pradesh, India	<a href="#">VIEW</a>
NTPC	Buy	Non Coking Coal	500,000 MT	26 Sep, 2024	 Solapur, Maharashtra, India	<a href="#">VIEW</a>
NTPC	Buy	Non Coking Coal	500,000 MT	26 Sep, 2024	 Bijapur, Karnataka, India	<a href="#">VIEW</a>
NTPC	Buy	Non Coking Coal	500,000 MT	26 Sep, 2024	 Nagpur, Maharashtra, India	<a href="#">VIEW</a>
NTPC	Buy	Non Coking Coal	500,000 MT	26 Sep, 2024	 Aurangabad, Maharashtra, India	<a href="#">VIEW</a>
NTPC	Buy	Non Coking Coal	500,000 MT	26 Sep, 2024	 Visakhapatnam, Andhra Pradesh, India	<a href="#">VIEW</a>
NTPC	Buy	Non Coking Coal	500,000 MT	26 Sep, 2024	 Hyderabad, Telangana, India	<a href="#">VIEW</a>

### Pig Iron

SAIL	Sell	Pig Iron	1,000 MT	13 Sep, 2024	 Rourkela, Odisha, India	<a href="#">VIEW</a>
------	------	----------	----------	--------------	---	----------------------

### Used Plants And Machines

AssamIndustrialDevelopmentCorporationLimited	Sell	Used Plant & Machines	1 Nos	20 Sep, 2024	 Guwahati, Assam, India	<a href="#">VIEW</a>
--	------	-----------------------	-------	--------------	--	----------------------

[View All](#)



Formerly SteelMint / CoalMint

**Contact:**

[info@bigmint.co](mailto:info@bigmint.co)

+91 97700 56666

**Disclaimer:** BigMint has taken due care and caution in compilation of content. Information is just for reference not intended for trading purpose or to address your particular requirement. The content includes facts, views and opinions are of individuals and not that of the BigMint management. We and our content licensors do not guarantee or warrant the accuracy, completeness or timeliness of, or otherwise endorse these views, and opinions. BigMint and its affiliates, or their employees, directors or agents shall not be liable or responsible for any loss or costs or any action whatsoever arising out of use or relying on the spot prices disseminated.