



**BIGMINT**

Formerly SteelMint / CoalMint

Issue 1261,

# Daily Steel Report

## HIGHLIGHTS

13 Aug 2024, Tue

[Intel & Insights](#)

---

[Snap Shot - Global Prices \(USD/MT\)](#)

---

[Snap Shot - Indian Domestic Prices \(INR/MT\)](#)

---

[Iron Ore](#)

---

[Coal](#)

---

[Scrap & Metallica](#)

---

[Steel](#)

---

[Ferro Alloy](#)

---

[Non Ferrous](#)

---

[India Domestic Billet Index](#)

---

[Global Prices - Region Wise](#)

---

[Live Tenders](#)

---

## INDIA

### Iron Ore

India: NMDC to auction over 240,000 t of iron ore from Karnataka [READ MORE >](#)

BigMint's Daily Trade Sheet - 10 Aug'24 [READ MORE >](#)

India: Vedanta to auction 20,000 t of iron ore lumps from Karnataka [READ MORE >](#)

### Coal

India: Imported pet coke prices inch down w-o-w [READ MORE >](#)

### Scrap & Metallics

South Asia: Imported ferrous scrap offers drop further by up to \$4/t - 12 Aug [READ MORE >](#)

India: BigMint's scrap index improves by INR 300/t d-o-d amid supply concern-12 August'24 [READ MORE >](#)

India: Sponge iron prices edge up on increased steel prices - 12 Aug'24 [READ MORE >](#)

India: RSP's pig iron auction witnesses strong demand in recent auction [READ MORE >](#)

India: Melting scrap prices remain stable for third consecutive day in Alang [READ MORE >](#)

### Steel

India: Usha Martin's sales volumes rise 8% y-o-y in Q1FY'25 [READ MORE >](#)

India: BigMint's billet index inches up by INR 100/t amid modest buying d-o-d - 12 Aug [READ MORE >](#)

Indian DRI, billet and rebar update - 12 Aug [READ MORE >](#)

India: MAN Ind consolidated revenue up over 50% y-o-y in Q1FY'25 [READ MORE >](#)

India: Hi-Tech Steel Pipes' revenue rises 35% y-o-y in Q1FY'25 [READ MORE >](#)

India: APL Apollo Tubes shows robust performance in Q1FY'25 [READ MORE >](#)

India: JSW Steel's crude steel production rises 13% y-o-y in July'24 [READ MORE >](#)

India's Brand-wise Rebar Offers from BF and IF route mills -12 Aug [READ MORE >](#)

Indian steel prices afflicted by 'down syndrome'. Composite index hovers at pandemic levels [READ MORE >](#)

### Ferro Alloy

India: Vedanta-FACOR gets environmental nod for capacity expansion [READ MORE >](#)

India: AM/NS floats 500 t MC ferro manganese purchase tender [READ MORE >](#)

### Non Ferrous

India: Domestic copper prices remain range-bound [READ MORE >](#)

India: Aluminium scrap prices remain range-bound d-o-d [READ MORE >](#)

NALCO reports 76% profit surge in Q1FY'25 driven by lower costs, higher aluminium prices [READ MORE >](#)

India: Hindalco raises aluminium ingot prices by INR 5,250/t (\$62/t) [READ MORE >](#)

Base metals prices on LME remain positive, stocks witness mixed trends [READ MORE >](#)

India: Hindustan Zinc increases zinc, lead prices by up to INR 10,300/t (\$123/t) [READ MORE >](#)

### Stainless Steel

India's leading stainless steel coil manufacturer raises prices by up to INR 3,000/t (\$36/t) [READ MORE >](#)

India: DGTR recommends anti-dumping duties on welded stainless steel pipes, tubes imports from Thailand, Vietnam [READ MORE >](#)

## CHINA

China's CMRG calls for rational trading of iron ore [READ MORE >](#)

China: Hebei steelmakers launch 3rd round of coke price cut [READ MORE >](#)

China: Steel billet prices drop sharply by RMB 70/t (\$10/t)

[READ MORE >](#)

China: Shagang Steel cuts long steel prices by up to \$14/t for mid-Aug'24

[READ MORE >](#)

## SOUTH EAST ASIA

Vietnam: Imported bulk ferrous scrap index declines by up to \$7/t w-o-w; dull interest from steelmakers

[READ MORE >](#)

## FAR EAST ASIA

Taiwan: Ferrous scrap imports drop 17% m-o-m in Jul'24

[READ MORE >](#)

Korea Zinc achieves record Q2CY'24 sales, profit amid strong market conditions

[READ MORE >](#)

## CIS NATIONS

Mongolia: Coking coal exports rise sharply in Jan-Jul'24

[READ MORE >](#)

# Vietnam: Imported bulk ferrous scrap index declines by up to \$7/t w-o-w; dull interest from steelmakers

Aug 12, 2024 19:45

Vietnam's imported bulk ferrous scrap index declined sharply by up to \$7/t w-o-w, as mills remained hesitant to bid while awaiting clearer signals and healthier inquiries from the downstream steel sector. According to a

representative from a major trading house, Vietnamese buyers are currently uninterested in Japanese scrap, focusing instead on cargoes from Hong Kong, South Korea, and Russia. Japanese suppliers are showing reduced interest

*Continued*

## SNAP SHOT - GLOBAL PRICES (USD/MT)

Commodity	Particular	Size, Grade	As on	Price	Change	1M	3M
Iron Ore Fines <sup>1</sup>	China Imports	Fines, Fe 62%	13 Aug   10.14 IST	\$99	0	-10	-20
Iron Ore <sup>1</sup>	Indian Imports	Lumps, Fe 64%	07 Aug   15.34 IST	\$113	+4	-10	-11
Pellets (Brazil) <sup>2</sup>	China Imports	6-20 mm, Fe 65%	07 Aug   15.15 IST	\$123	+4	-6	-8
Pellets (India) <sup>2</sup>	China Imports	6-20 mm, Fe 63%	09 Aug   19.12 IST	\$106	-4.5	-9.5	-13
Coking <sup>2</sup>	Australia Exports	Premium HCC	09 Aug   11.08 IST	\$215	0	-37.6	-25
Non Coking <sup>2</sup>	India Imports	RB2, S.Africa	12 Aug   13.08 IST	\$110	0	+0.8	-1.2
Graphite Electrode <sup>2</sup>	China Exports	600mm, UHP	08 Aug   18.10 IST	16,050 RMB/t	0	-100	-1,800
Scrap <sup>2</sup>	India Imports	Shredded	12 Aug   18.47 IST	\$412	-3	-3.2	-6.4
Scrap <sup>2</sup>	Turkey Imports	HMS 80:20	12 Aug   18.47 IST	\$377	-4	-13.8	-2.6
Scrap <sup>2</sup>	Pakistan Imports	Shredded	12 Aug   18.47 IST	\$420	0	-9.33	+2.4
Scrap <sup>2</sup>	Bangladesh Imports	Shredded	12 Aug   18.47 IST	\$424	0	-1.75	+2.4
Scrap (Ship Breaking) <sup>2</sup>	India Imports	Containers	06 Aug   11.18 IST	\$530	0	-30	NA
Billet <sup>2</sup>	India Exports	150*150, 3SP/4SP	09 Aug   18.36 IST	\$490	0	NA	NA
Billet <sup>2</sup>	Russia Exports	130*130, 3SP	09 Aug   18.36 IST	\$485	0	-15	-20
Billet <sup>2</sup>	Iran Exports	130*130, 3SP	09 Aug   18.36 IST	\$470	0	-8	-8
Billet <sup>2</sup>	Philippines Import	150*150, 3SP	09 Aug   18.34 IST	\$480	-5	-15.5	-45
Sponge Iron <sup>2</sup>	India Exports	-	-	-	-	-	-
Pig Iron <sup>2</sup>	Russia Exports	Steel Grade	10 Aug   10.52 IST	\$392	-13	-23	-18
HRC <sup>2</sup>	China Exports	3-12mm, SS400	06 Aug   18.24 IST	\$495	0	-15	-50
Wire Rod <sup>2</sup>	Nepal Import	5.5-6.0mm, Commercial Grade	10 Aug   13.24 IST	\$530	-5	-8	-65
HRC <sup>2</sup>	India Exports	2.5 mm, SAE1006	23 Apr   18.30 IST	\$560	0	-15	-40
HRC <sup>2</sup>	South Korea Exports	1.6-2.5mm, SAE 1006	16 Jul   18.34 IST	\$550	-20	NA	-15
HRC (China) <sup>2</sup>	Vietnam Imports	2-3mm, SAE 1006	06 Aug   18.29 IST	\$510	-10	-20	-55
HRC (China) <sup>2</sup>	Dubai Imports	2-3mm, SAE 1006	06 Aug   18.29 IST	\$510	-10	-20	-55
CRC <sup>2</sup>	India Exports	0.9 mm, IS 513 Gr.O	07 Aug   19.08 IST	\$675	0	-5	-25
CRC <sup>2</sup>	China Exports	0.90mm, SPCC	07 Aug   19.08 IST	\$555	-5	-15	-60
HR Plate <sup>2</sup>	China Exports	5-10mm, SS 400	07 Aug   19.07 IST	\$525	0	-10	-30
GP <sup>2</sup>	China Exports	DX51D+z80, Width 1,000-1,500 mm, thickness 0.5-2mm	08 Aug   18.09 IST	\$615	0	-15	-45
Silico Manganese <sup>2</sup>	India Exports	25-150 mm, HC 65-16	12 Aug   18.32 IST	\$963	-2	-33	-244
Ferro Chrome <sup>2</sup>	China Import	10-150mm, HC 60%	07 Aug   10.13 IST	¢95.5 /lb	-0.5	-2.5	-3.5
Manganese Ore <sup>2</sup>	India Imports	Lumps, Mn 37%,	10 Aug   10.47 IST	\$4.3 /dmtu	-0.15	-1	-2.1
Ferro Manganese <sup>2</sup>	India Exports	25-150 mm, HC 75%	12 Aug   18.31 IST	\$1,000	+10	-25.4	-203.4
Ferro Silicon <sup>2</sup>	Bhutan Exports	10-50 mm, FeSi 70%	12 Aug   18.40 IST	\$1,130	0	-85	-160

1-Daily Assessment, 2-Weekly Assessment, 3-Monthly Assessment, W-O-W: Week On Week, 1M: Change over last month, 3M: Change over last 3 months

# Indian steel prices afflicted by 'down syndrome'. Composite index hovers at pandemic levels

Aug 12, 2024 10:25

Longs index falls steeper 1.50% w-o-w Imports continue to challenge flat steels Q3 may bring some demand, price clarity Morning Brief: The "down syndrome" continues. The BigMint India Steel Composite Index fell further to

134 points, a drop of 1.1% for the week ended 9 August, 2024. The index is now hovering at more than three-and-a-half year lows and in the vicinity of the Covid-19 levels of late 2020-early 2021. Both the sub-indices fell fur

*Continued*

## SNAP SHOT - INDIAN DOMESTIC PRICES (INR/MT)

Commodity	Particular	Size,Grade	As on	Price	Change	1M	3M
Fines/lumps <sup>2</sup>	Iron Ore Index	5-18 mm, Fe 63%, DR Grade	10 Aug   14.06 IST	5,800	-150	-550	-1,200
Fines/lumps <sup>2</sup>	Iron Ore Index	0-10 mm, Fe 63%	10 Aug   14.08 IST	4,650	-50	-100	-750
Iron Ore <sup>3</sup>	NMDC	6-40 mm, Fe 65.5%	07 Aug   11.13 IST	5,350	NA	NA	-1,100
Iron Ore <sup>3</sup>	NMDC	0 -10 mm, Fe 64%	07 Aug   11.05 IST	4,610	NA	NA	-1,000
Pellets <sup>2</sup>	Raipur	6-20 mm, Fe 63%,	09 Aug   18.53 IST	9,100	0	-150	-1,550
Pellets <sup>2</sup>	Bellary	6-20 mm, Fe 63%	09 Aug   18.53 IST	9,650	-150	-300	-900
Met Coke <sup>2</sup>	Ex-India (East)	25-90 mm, Blast Furnace-grade	07 Aug   17.23 IST	34,800	0	0	+1,300
Graphite Electrode <sup>3</sup>	Ex-India	600mm, UHP	24 Jun   19.11 IST	325,000	0	0	0
Mill Scale <sup>2</sup>	FoR-Kandla	Fines, Fe 70/68%	10 Aug   13.54 IST	6,750	-50	+50	-750
Hms <sup>1</sup>	Ex-Mumbai	HMS	12 Aug   17.35 IST	32,500	0	-200	-3,500
Hms <sup>1</sup>	Ex-Alang	HMS	12 Aug   17.35 IST	33,300	0	-2,500	-5,500
Pig Iron <sup>1</sup>	Ex-Durgapur	Steel Grade	12 Aug   17.40 IST	36,900	+100	-1,300	-5,350
Pig Iron <sup>1</sup>	Ex-Ludhiana, Foundary	Foundry Grade	12 Aug   13.41 IST	43,800	0	+800	-2,700
Sponge Pellet <sup>1</sup>	Ex-Raipur	Lumps, FeM 80%, +/-1	12 Aug   17.30 IST	24,350	+50	-1,750	-5,050
Billet <sup>1</sup>	Ex-Mumbai	100x100mm, IS 2831	12 Aug   17.45 IST	41,000	0	-1,200	-6,500
Billet <sup>1</sup>	Ex-Raipur	100x100mm, IS 2831	12 Aug   17.45 IST	38,400	+100	-1,550	-6,050
TMT (Re-Bar) Secondary mills <sup>1</sup>	Ex-Mumbai	12-25mm, IF Route, Fe 500, IS 1786	12 Aug   13.35 IST	45,000	0	-1,900	-8,200
TMT (Re-Bar) Secondary mills <sup>1</sup>	Ex-Delhi/NCR	12-25mm, IF Route, Fe 500, IS 1786	12 Aug   17.47 IST	45,500	0	-1,500	-5,200
TMT (Re-Bar) <sup>2</sup>	Ex-Mumbai	12-32mm, BF Route, IS 1786 Fe 500D	09 Aug   17.33 IST	50,300	-500	-4,000	-8,400
Structure <sup>1</sup>	Ex-Mumbai	40x40 Angle, IF Route, IS 2062/2011 E-250 Gr A	12 Aug   10.28 IST	48,400	0	-800	-5,300
Wire Rod <sup>1</sup>	Ex-Raipur	5.5 mm, SWRY 14 LC Gr 3, Induction route	12 Aug   17.24 IST	42,300	+200	-1,700	-5,700
HRC <sup>2</sup>	Ex-Delhi	2.5-8mm / CTL, IS2062, Gr E250 Br.	09 Aug   17.56 IST	50,900	-100	-1,800	-3,700
HRC <sup>2</sup>	Ex-Mumbai	2.5-8mm / CTL, IS2062, Gr E250 Br.	09 Aug   17.56 IST	51,000	-100	-1,750	-2,900
CRC <sup>2</sup>	Ex-Delhi	0.90mm / CTL, IS 513, CR1	09 Aug   18.04 IST	58,400	-100	-2,700	-2,550
CRC <sup>2</sup>	Ex-Mumbai	0.90mm / CTL, IS 513, CR1	09 Aug   18.04 IST	58,200	+100	-1,400	-2,950
HR Plate <sup>2</sup>	Ex-Mumbai	5-10mm, Gr E250 Br.	07 Aug   18.07 IST	51,500	-100	-2,800	-3,000
GP <sup>2</sup>	Ex-Mumbai	0.8mm / CTL, 120 GSM, IS277	08 Aug   18.46 IST	62,400	0	-1,100	-2,500
Silico Manganese <sup>2</sup>	Ex-Raipur	25-150 mm, HC 60-14	12 Aug   18.55 IST	69,300	+300	-340	-16,720
Ferro Manganese <sup>2</sup>	Ex-Raipur	25-150 mm, HC 70%	12 Aug   18.34 IST	75,600	+500	-2,420	-13,880
Ferro Chrome <sup>2</sup>	Ex-Jajpur	10-150mm, HC 60%, Si- 4%	09 Aug   10.12 IST	103,400	-1,500	-6,625	-3,150
Manganese Ore <sup>2</sup>	Ex Balaghat, MOIL	Lumps, Mn 37%, Fe 7.5%	01 Aug   13.27 IST	15,146	-5,601	-5,601	NA
Chrome Ore <sup>2</sup>	Ex-Odisha OMC, E-auction	Lumps, Friable 48-50%	20 Jul   12.17 IST	24,145	-641	-641	NA

\*Basic Price GST @ 18% extra

1-Daily Assessment, 2-Weekly Assessment, 3-Monthly Assessment, W-O-W: Week On Week, 1M: Change over last month, 3M: Change over last 3 months

## Iron Ore

### Iron Ore (India)

Particular/Delivery	Size/Grade	Delivery	As On	Price	Change	1M	3M
Indian prices (in INR/MT)							
Odisha Iron Ore Index	5-18 mm, Fe 63%, DR Grade	Ex-mines	10 Aug   14.06 IST	5,800	-150	-550	-1,200
	10-30mm, Fe 63%, BF Grade	Ex-mines	10 Aug   14.06 IST	5,050	0	-450	-1,050
	0-10 mm, Fe 63%	Ex-mines	10 Aug   14.08 IST	4,650	-50	-100	-750
	0-10mm, Fe 60%	Ex-mines	10 Aug   14.06 IST	3,850	-100	+50	-600
	0-5mm, Fe 57%	Ex-mines	08 Aug   18.00 IST	2,700	0	-100	-550
	5-18 mm, Lumps, Fe 60%	Ex-mines	10 Aug   14.06 IST	5,100	0	-300	-1,000
	10-30 mm, lumps, Fe 60%	Ex-mines	10 Aug   14.06 IST	4,600	0	-300	-900
	0-10mm, Fe 62%	Ex-mines	10 Aug   14.06 IST	4,450	-50	-50	-550
OMC Gandhamardan	10-40 mm, Fe 62%	Ex-Mines	20 Jul   12.41 IST	4,700	-250	-250	-1,300
OMC Daitari	0-5 mm, Fe 62-64%	Ex-Mines	20 Jul   18.53 IST	4,800	-950	-950	-500
	10-40 mm, Fe 62%	Ex-Mines	20 Jul   12.41 IST	5,060	-700	-700	-940
OMC Kurmitar (Koira)	0-5 mm, Fe 62-60%	Ex-Mines	20 Jul   12.41 IST	4,100	0	0	-500
	10-40 mm, Fe 62%	Ex-Mines	20 Jul   12.41 IST	5,000	-550	-550	-1,200
OMC Gandhamardan	0-5 mm, Fe 62-60%	Ex-Mines	20 Jul   12.41 IST	4,250	+200	+200	-300
OMC Guali	5-18 mm, Fe 62%	Ex-mines	20 Jul   12.41 IST	5,255	-350	-350	-795
	Fines -5 mm, Fe 60-62%	Ex-mines	20 Jul   12.41 IST	4,400	-150	-150	-700
OMC Jilling	Fines -5 mm, Fe 60-62%	Ex-mines	20 Jul   12.41 IST	4,500	-150	-150	-850
	5-18 mm, Fe 62%	Ex-mines	20 Jul   12.41 IST	5,850	-300	-300	-1,850
NMDC, Chhattisgarh	6-40 mm, Fe 65.5%	F.O.R Siding	07 Aug   11.13 IST	5,350	NA	NA	-1,100
	0-10 mm, Fe 64%	F.O.R Siding	07 Aug   11.05 IST	4,610	NA	NA	-1,000
	10-40 mm, Fe 67%, DR CLO	F.O.R Siding	07 Aug   11.05 IST	6,420	NA	NA	-1,100
	10-150 mm, Fe 65.5%	F.O.R Siding	07 Aug   11.05 IST	5,320	NA	NA	-1,130
Chandrapur, Maharashtra	0-10mm, Fe 63%	FoR Ballarshah	09 Aug   15.42 IST	6,100	0	0	+600
Ex-Bellary	0-10 mm, Fe 62%	Ex-Mines	08 Aug   18.15 IST	4,500	-600	-700	-1,200
	0-10 mm, Fe 57%	Ex-Mines	08 Aug   18.15 IST	2,700	-400	-550	-600
Karnataka e-auction	Fines 0-5 mm, Fe 60%	Ex-Mines	31 Jul   13.59 IST	3,200	-500	-500	-500
	Lumps 10-20mm, Fe 63%	Ex-Mines	31 Jul   13.59 IST	4,300	-400	-400	-550

### Pellets (India)

Indian prices (in INR/MT)							
Ex-Barbil	6-20 mm, Fe 63%, (+/- 0.5%)	FOR Siding	09 Aug   18.53 IST	7,200	-100	-325	-1,500
Ex-Durgapur	6-20 mm, Fe 63%, (+/- 0.5%)	Ex-Works	09 Aug   18.53 IST	7,900	-200	-500	-1,800
Ex-Jamshedpur	6-20 mm, Fe 63%	Ex-Works	06 Aug   18.55 IST	8,050	-50	-150	-1,250
Ex-Jharsugda	6-20 mm, Fe 63%, (+/- 0.5%)	Ex-Works	09 Aug   18.53 IST	7,800	0	-300	-1,400
Ex-Raipur	6-20 mm, Fe 63%, (+/- 0.5%)	Ex-Works	09 Aug   18.53 IST	9,100	0	-150	-1,550
Ex-Kandla	6-20 mm, Fe 64/63%	DAP	09 Aug   18.53 IST	10,300	-400	-1,000	-1,600
Ex-Bellary	6-20 mm, Fe 63%	Ex-Works	09 Aug   18.53 IST	9,650	-150	-300	-900

Weekly Assessment, GST @ 5% extra., Barbil and Kandla - Prices Loaded to Wagons

### Concentrates (India)

Indian prices (in INR/MT)							
Ex-Jabalpur	-45 micron, Fe 63%	Ex-works	10 Aug   13.51 IST	4,000	-50	-250	-600

### Iron Ore (Global)

Global prices (in USD/MT)							
CNF China	Fines, Fe 61.5% (Australia Origin)	-	13 Aug   10.14 IST	\$97	0	-10	-20
CNF China	Fines, Fe 62% (Australia Origin)	-	13 Aug   10.14 IST	\$99	0	-10	-20
CNF China	Fines, Fe 62.5% (Brazil Origin)	-	12 Aug   15.11 IST	\$103	+1	-8	-19
CNF China	Fines, Fines 63/62% (India origin)	-	12 Aug   15.11 IST	\$94	+2	-3	-10
CNF China	Lumps, Fe 64/63% (South Africa Origin)	-	12 Aug   15.11 IST	\$102	+2	-7	-17
CNF China	Lumps, USD/dmtu	-	13 Aug   10.14 IST	\$0.17	0	-0.0325	+0.05
CNF China	Fines, Fe 55% (India Origin)	-	12 Aug   17.56 IST	\$63	-1	-3.5	-14.5



<b>CNF China</b>	Fines, Fe 56% (India Origin)	-	12 Aug   17.56 IST	\$66	-1	-3.5	-14.5
<b>CNF China</b>	Fines, Fe 57% (India origin)	-	12 Aug   17.56 IST	\$69	-1	-3.5	-14.5
<b>CNF India</b>	Lumps, Fe 64% (South Africa origin)	-	07 Aug   15.34 IST	\$113	+4	-8	-16
<b>FOB India</b>	Fines, Fe 57% (India origin)	-	12 Aug   17.57 IST	\$55.5	-1.5	-4.5	-9.5

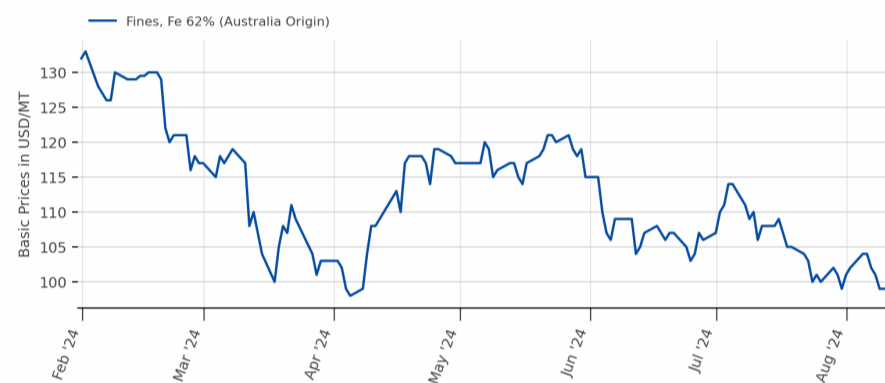
Prices on DMT basis (Daily Assessment) , India- Single Port Loading , FOB prices including demurrage , June to November: Moisture@ 10% , December to May: Moisture@ 8% , Or, actual moisture as per cargo certificate submitted by shipper to be adjusted

## Pellets (Global)

Global prices (in USD/MT)							
<b>CNF China</b>	6-20 mm, Fe 63% (India Origin)	-	09 Aug   19.12 IST	\$106	-4.5	-9.5	-13
	6-20 mm, Fe 65% (Brazil Origin)	-	07 Aug   15.15 IST	\$123	+4	-6	-8
<b>FOB India</b>	6-20 mm, Fe 63%	-	09 Aug   19.14 IST	\$93	-4.5	-9	-10.5
	5-20mm, Fe 63%	-	09 Aug   15.15 IST	\$7.1	+0.6	-0.35	+3.2
<b>CNF China</b>	6-20mm	-	09 Aug   15.15 IST	\$16.6	+0.3	+0.6	+5.05

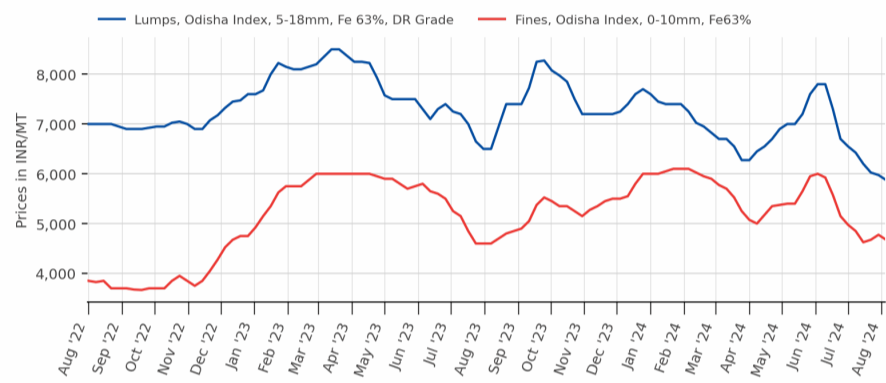
Note:- W-O-W: Week On Week, 1M: Change over last month, 3M: Change over last 3 months

### Iron Ore Fines, CNF Rizhao China



Source:BigMint

### Odisha Iron Ore Price Index (Lumps & Fines)



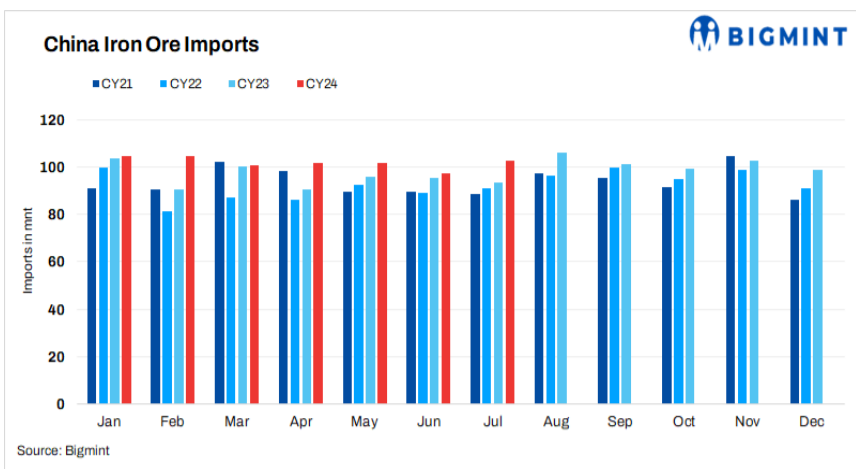
Source:BigMint



**BigMint's Daily Trade Sheet - 10 Aug'24**

2024-08-12

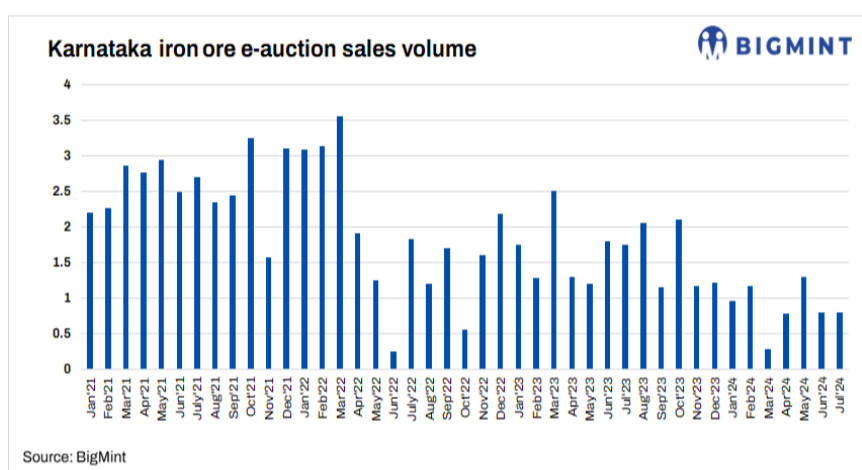
[READ MORE](#)



**China's CMRG calls for rational trading of iron ore**

2024-08-12

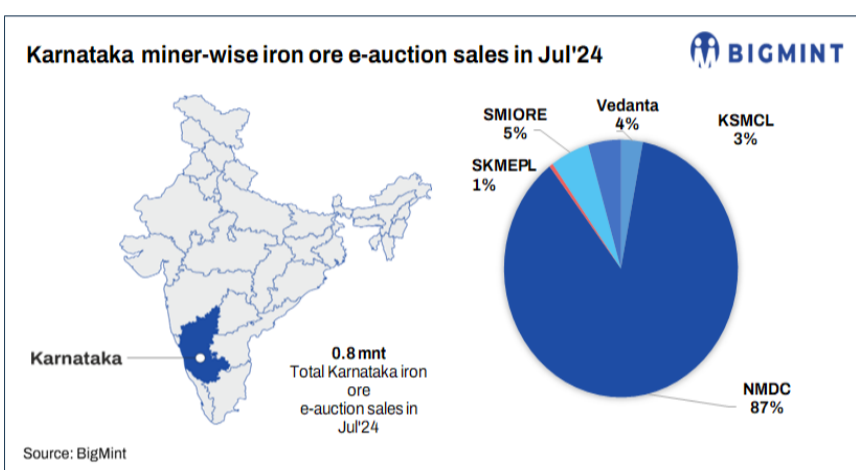
[READ MORE](#)



**India: NMDC to auction over 240,000 t of iron ore from Karnataka**

2024-08-12

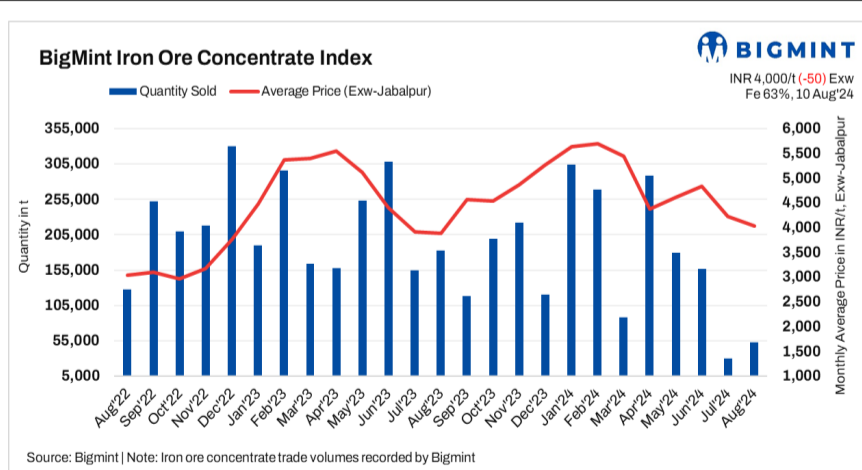
[READ MORE](#)



**India: Vedanta to auction 20,000 t of iron ore lumps from Karnataka**

2024-08-12

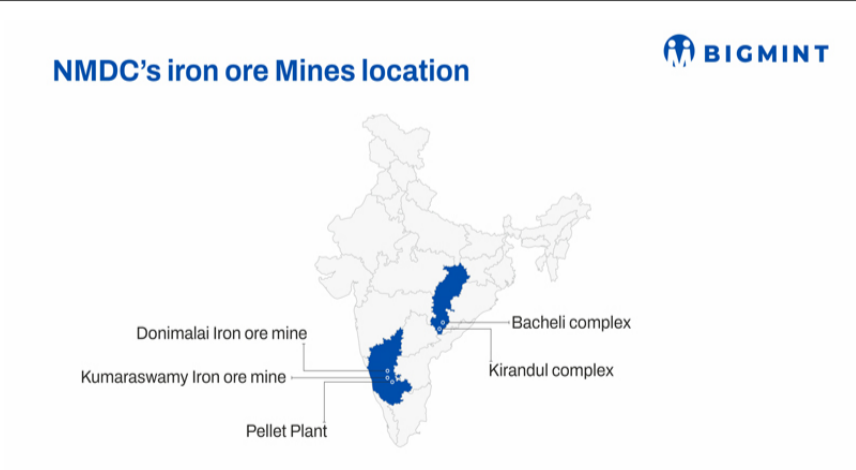
[READ MORE](#)



**India: Iron ore concentrate prices drop further by INR 50/t in recent deal**

2024-08-10

[READ MORE](#)



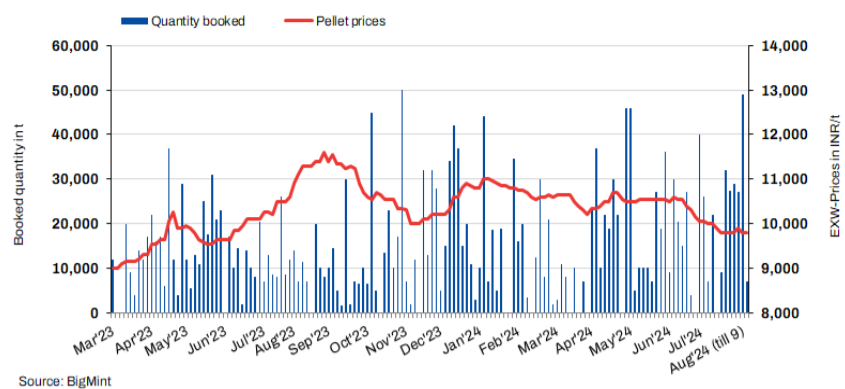
**India: NMDC to auction over 113,000 t of iron ore from Chhattisgarh**

2024-08-10

[READ MORE](#)



### Bellary Pellet Prices v/s Traded Volumes

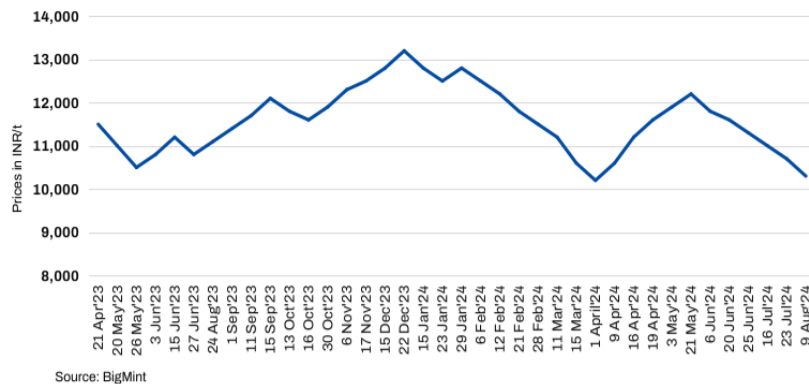


### Karnataka: Bellary pellet prices fall by INR 150/t amid offer reduction

2024-08-09

[READ MORE](#)

### Kandla pellet prices



### India: Jindal SAW cuts pellet offers by INR 400/t (\$5/t)

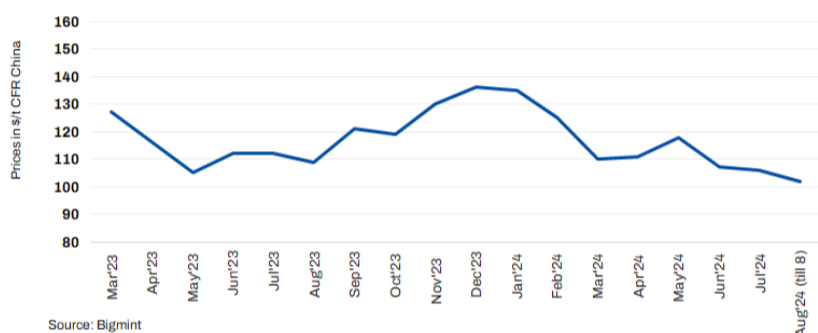
2024-08-09

[READ MORE](#)

### Fe 62% Australian iron ore fines



Iron ore fines Fe 62% \$99.30/dmt (1.30)  
CFR China 8 Aug'24



### China: Iron ore spot prices continue to hit below \$100/t level

2024-08-09

[READ MORE](#)

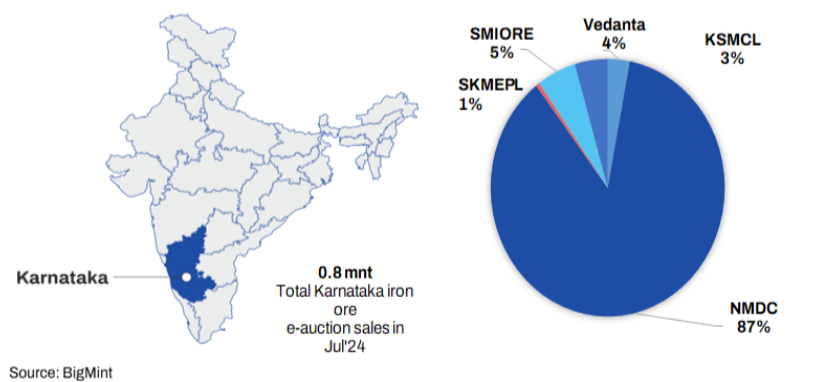


### India: RINL floats over 650,000 t iron ore purchase tender

2024-08-08

[READ MORE](#)

### Karnataka miner-wise iron ore e-auction sales in Jul'24



### India: Over 500,000 t of iron ore to be auctioned from Karnataka

2024-08-08

[READ MORE](#)



### India: OMDC to auction over 12,000 t of iron ore from Odisha

2024-08-08

[READ MORE](#)

# Coal

## Non Coking (India)

Particular/Delivery	Size/Grade	Delivery	As On	Price	Change	1M	3M
Indian prices (in INR/MT)							
Ex-Gangavaram	RB2 (5500 NAR), S.Africa	Ex-Port	12 Aug   17.14 IST	9,650	0	-150	-250
	RB3 (4800 NAR), South Africa	Ex-Port	12 Aug   17.14 IST	7,750	0	-50	-550

## Met Coke (India)

Particular/Delivery	Size/Grade	Delivery	As On	Price	Change	1M	3M
Indian prices (in INR/MT)							
Ex-Jajpur	25-90 mm, Blast Furnace-grade	Ex-Yard	07 Aug   17.23 IST	34,800	0	0	+1,300
Ex-Gandhidham	25-90 mm, Blast Furnace-grade	Ex-Yard	07 Aug   17.23 IST	32,700	0	-400	-300

## Coking (Global)

Particular/Delivery	Size/Grade	Delivery	As On	Price	Change	1M	3M
Global prices (in USD/MT)							
CNF India	0-40mm, HCC 64 Mid Vol, Australia	-	13 Aug   10.28 IST	\$211	-3	-13.2	-12.4
	0-40mm, Premium HCC, Australia	-	13 Aug   10.28 IST	\$227	-3	-26	-30.4
	Low Vol PCI, Australia	-	13 Aug   10.28 IST	\$199	-3	-16	+17.2
FOB Australia	0-40mm, Low Vol PCI	-	09 Aug   11.08 IST	\$186	0	-12	+22.6
	HCC 64 Mid Vol	-	09 Aug   11.08 IST	\$198	0	-10.2	-7
	Premium HCC	-	09 Aug   11.08 IST	\$215	0	-21	-23.8

## Non Coking (Global)

Particular/Delivery	Size/Grade	Delivery	As On	Price	Change	1M	3M
Global prices (in USD/MT)							
CNF India	RB1 (6000 NAR), S.Africa	-	12 Aug   13.08 IST	\$127	0	+4.8	+3
	RB2 (5500 NAR), S.Africa	-	12 Aug   13.08 IST	\$110	0	+0.8	-1.2
	RB3 (4800 NAR), S.Africa	-	12 Aug   13.08 IST	\$92	0	+2.8	-6.2
FOB South Africa	RB1 (6000 NAR)	-	12 Aug   13.10 IST	\$110	0	+4.8	+4
	RB2 (5500 NAR)	-	12 Aug   13.10 IST	\$93	0	+0.8	-0.2
	RB3 (4800 NAR)	-	12 Aug   13.10 IST	\$75	0	+2.8	-5.2

## Met Coke (Global)

Particular/Delivery	Size/Grade	Delivery	As On	Price	Change	1M	3M
Global prices (in USD/MT)							
FOB China	25-90mm, 64% CSR	-	08 Aug   17.14 IST	\$266	-8	-13	-40
CNF India	25-90mm, 64% CSR, China	-	08 Aug   17.22 IST	\$279	-6	-20	-41
	64% CSR, Japan origin	-	08 Aug   17.22 IST	\$358	0	-2	-7

Note:- W-O-W: Week On Week, 1M: Change over last month, 3M: Change over last 3 months

# Scrap & Metallic

## Sponge (India)

Region	Particular	Sponge Iron (C-DRI)				Pellet Sponge (P-DRI)			
		Price	Change	W-O-W	1M	Price	Change	W-O-W	1M
Indian prices (in INR/MT) <span style="float: right;">As on 12 Aug 2024</span>									
North India	Mandi Gobindgarh	29,800	0	-200	-800	-	-	-	-
East India	Durgapur	27,100	+300	+100	-600	25,100	+300	0	-550
East India	Rourkela	25,900	+300	+50	-900	-	-	-	-
Central India	Raigarh	25,750	+100	-300	-1,650	23,750	+100	-300	-1,600
Central India	Raipur	28,500	+100	-350	-1,800	24,350	+50	-300	-1,750
South India	Bellary	26,900	+100	-100	-800	25,800	+200	0	-700
Eastern India	Ramgarh	26,800	+200	-350	-800	24,750	+150	-400	-900
East India	Jharsugda	-	-	-	-	23,200	-100	-400	-1,700
South India	Hyderabad	-	-	-	-	26,300	+100	-400	-900

All prices are basic, GST extra.

## Pig Iron (India)

Particular/Delivery	Size/Grade	Delivery	As On	Price	Change	1M	3M
Indian prices (in INR/MT)							
DAP-Ludhiana	Steel Grade	DAP	12 Aug   17.40 IST	40,000	-200	-500	-3,500
Ex-Bokaro	Steel Grade	Ex-Plant,Bokaro	01 Aug   18.06 IST	35,900	-1,450	-1,450	-1,450
Ex-Burnpur	Steel Grade	Ex-Plant,Burnpur	31 May   16.00 IST	40,500	-2,500	0	-2,500
Ex-Durgapur	Steel Grade	Ex-Works	12 Aug   17.40 IST	36,900	+100	-1,300	-5,350
		Ex-Plant,Durgapur	24 Jul   11.53 IST	36,700	-300	-300	-6,550
Ex-Rourkela	Steel Grade	Ex-Plant,Rourkela	12 Aug   13.44 IST	35,100	-1,400	-1,500	-7,400
Ex-Bhilai	Steel Grade	Ex-Plant,Bhilai	20 Jun   17.45 IST	38,000	-4,100	0	-4,100
DAP-Raigarh	Steel Grade	DAP	12 Aug   17.40 IST	36,050	-50	-1,750	-6,150
DAP-Raipur	Steel Grade	DAP	12 Aug   17.40 IST	36,650	+50	-1,450	-5,850
DAP-Hyderabad	Steel Grade	DAP	12 Aug   14.25 IST	38,000	+400	-500	-4,500
DAP-Delhi	Foundry Grade	DAP	12 Aug   13.41 IST	43,800	-200	+800	-3,700
DAP-Ludhiana	Foundry Grade	DAP	12 Aug   13.41 IST	43,800	0	+800	-2,700
Ex-Durgapur	Foundry Grade	Ex-Works	12 Aug   13.41 IST	42,500	0	-1,000	-4,000
Ex-Kharagpur	Foundry Grade	Ex-Works	12 Aug   13.41 IST	42,500	0	-1,000	-4,000
DAP-Ahmedabad	Foundry Grade	DAP	12 Aug   13.41 IST	45,500	0	-300	-1,200
DAP-Kolhapur	Foundry Grade	DAP	12 Aug   13.41 IST	45,800	0	-200	-1,400

Indian pig iron price assessment frequency has been increased from weekly to daily basis.

## Re - Rolling Scrap (India)

Indian prices (in INR/MT)							
Ex-Alang	19-22mm(12 ANE), Ship Breaking	Ex-Yard	12 Aug   10.54 IST	40,900	0	-2,600	-3,800
	15-18mm(10 ANE), Ship Breaking	Ex-Yard	12 Aug   10.54 IST	40,900	0	-2,500	-3,700
	1 Inch, Ship Breaking	Ex-Yard	12 Aug   10.54 IST	40,900	0	-2,600	-3,900
	12-14mm(8 ANE), Ship Breaking	Ex-Yard	12 Aug   10.54 IST	40,400	0	-2,400	-3,700
	5-10 KG, Ship Breaking	Ex-Yard	12 Aug   10.54 IST	39,400	0	-2,400	-3,800
	9-11mm(6 ANE), Ship Breaking	Ex-Yard	12 Aug   10.54 IST	38,900	0	-2,400	-3,700
	2-5 KG, Ship Breaking	Ex-Yard	12 Aug   10.54 IST	38,400	0	-2,400	-3,700
	6-8mm(4 ANE), Ship Breaking	Ex-Yard	12 Aug   10.54 IST	37,900	0	-2,400	-3,700
	1-2 KG, Ship Breaking	Ex-Yard	12 Aug   10.44 IST	34,500	0	-2,500	-5,500
	Attachment, Ship Breaking	Ex-Yard	12 Aug   10.44 IST	34,300	0	-2,500	-5,500
	HMS(80:20), Ship Breaking	Ex-Yard	12 Aug   10.44 IST	33,300	0	-2,500	-5,500



## Melting Scrap (India)

Particular/Delivery	Size/Grade	Delivery	As On	Price	Change	1M	3M
Indian prices (in INR/MT)							
Ex-Ludhiana	CR Busheling (Loose)	DAP	12 Aug   17.35 IST	37,800	+ 200	- 2,100	- 4,200
	End Cutting	DAP	12 Aug   17.35 IST	36,700	+ 200	- 2,200	- 4,400
	Turning Boring Scrap	DAP	12 Aug   17.35 IST	34,600	+ 200	- 1,900	- 4,300
	CI Scrap, Mixed Size	DAP	12 Aug   17.35 IST	38,900	0	0	- 1,700
Ex-Mandi	LMS (Light Melting Scrap)	DAP	12 Aug   17.35 IST	32,300	+ 400	- 2,000	- 3,900
	HMS(80:20)	DAP	12 Aug   17.35 IST	34,500	+ 400	- 2,100	- 3,600
	CR Busheling (Loose)	DAP	12 Aug   17.35 IST	38,000	+ 200	- 2,300	- 4,300
	End Cutting	DAP	12 Aug   17.35 IST	36,900	+ 300	- 2,200	- 4,300
Ex-Durgapur	HMS(80:20)	DAP	12 Aug   17.35 IST	34,700	+ 200	- 900	- 3,300
Ex-Raipur	End Cutting	DAP	12 Aug   17.35 IST	35,800	+ 350	- 2,100	- 4,700
	HMS(80:20)	DAP	12 Aug   17.35 IST	33,800	+ 350	- 2,100	- 4,700
Ex-Ahmedabad	CR Busheling (Bundle)	DAP	12 Aug   17.35 IST	38,200	0	- 600	- 2,300
	HMS(80:20)	DAP	12 Aug   17.35 IST	33,000	0	- 1,500	- 4,500
Ex-Alang	HMS(80:20)	Ex-Yard	12 Aug   17.35 IST	33,300	0	- 2,500	- 5,500
Ex-Jalna	CR Busheling (Loose)	DAP	12 Aug   17.35 IST	35,700	0	- 600	- 4,200
	HMS(80:20)	DAP	12 Aug   17.35 IST	32,600	0	- 700	- 4,300
Ex-Mumbai	HMS(80:20)	DAP	12 Aug   17.35 IST	32,500	0	- 200	- 3,500
Ex-Chennai	HMS(80:20)	DAP	12 Aug   17.35 IST	32,000	0	+ 200	- 3,700
	CR Busheling (Bundle)	DAP	12 Aug   17.35 IST	36,200	0	- 100	- 2,500
	HMS(90:10)	DAP	12 Aug   17.35 IST	34,400	0	- 100	- 2,700
	Turning Boring Scrap	DAP	12 Aug   17.35 IST	31,000	0	+ 200	- 3,600
Ex-Coimbatore	CI Scrap, Mixed Size	DAP	12 Aug   17.35 IST	37,600	0	- 100	- 150
Ex-Hyderabad	HMS(80:20)	DAP	12 Aug   17.35 IST	30,000	0	- 800	- 4,000
	HMS(90:10)	DAP	12 Aug   17.35 IST	31,500	0	- 800	- 4,000
Ex-Bhilai	9-13 Meters, 60 KG	Ex-works	25 Jul   14.36 IST	40,800	- 3,620	- 350	- 700

## Mill Scale (India)

Indian prices (in INR/MT)							
Ex Plant, Raipur	Fines, Fe 70/68%	EXW	10 Aug   13.54 IST	6,950	0	+ 350	+ 75
Ex-Kandla	Fines, Fe 70/68%	DAP	10 Aug   13.54 IST	6,750	- 50	+ 50	- 750

## Sponge Iron (Global)

Particular/Delivery	Size/Grade	Delivery	As On	Price	Change	1M	3M
Global prices (in USD/MT)							
CNF Bangladesh	FeM 80% (+/-1), 100% lumps	-	08 Aug   17.25 IST	\$378	+ 11	+ 21	- 27
CNF Nepal	Mix (70% lumps, 30% fines), FeM 80% (+/-1)	-	08 Aug   17.25 IST	\$364	+ 8	+ 19	- 45

## Melting Scrap (Global)

Global prices (in USD/MT)							
FOB Europe	HMS 80:20 (Bulk)	-	07 Aug   18.32 IST	\$360	+ 1	+ 2	+ 8
FOB USA	HMS 80:20	-	12 Aug   17.06 IST	\$350	- 3	- 11.6	- 6.2
	Shredded	-	12 Aug   17.06 IST	\$370	- 3	- 11.6	- 6.2
CNF Bangladesh	H2 (Bulk, Japan origin)	-	31 Jul   18.39 IST	\$404	+ 3	NA	+ 4
	HMS 80:20 (Bulk, US Origin)	-	31 Jul   18.39 IST	\$408	+ 4	NA	+ 6
	HMS 80:20 (Containers, Europe Origin)	-	12 Aug   18.47 IST	\$400	- 4	- 5	- 5.2
	Shredded (Containers, UK Origin)	-	12 Aug   18.47 IST	\$424	0	- 1.75	+ 2.4
CNF China	H2	-	12 Aug   12.03 IST	\$335	0	+ 10	- 26.4
	HMS 80:20 (Bulk)	-	12 Aug   12.03 IST	\$356	+ 1	+ 7.8	+ 4.8
	Shredded	-	12 Aug   12.03 IST	\$410	0	0	+ 3
CNF India	HMS 80:20 (Europe Origin, Containers)	-	12 Aug   18.47 IST	\$381	- 2	- 8	- 20.4
	HMS 80:20 (West Africa Origin, Containers)	-	12 Aug   18.47 IST	\$382	- 1	- 6.6	- 17.6
	HMS 80:20 (West Africa Origin, Containers)	-	12 Aug   18.47 IST	\$384	- 3	- 7.4	- 19.8
	Shredded (Europe Origin, Containers)	-	12 Aug   18.47 IST	\$412	- 3	- 3.2	- 6.4
	Shredded (US Origin, Containers)	-	12 Aug   18.47 IST	\$408	- 2	- 2.8	- 6.2
CNF Pakistan	Shredded (Containers, Europe Origin)	-	12 Aug   18.47 IST	\$420	0	- 9.33	+ 2.4
CNF Taiwan	HMS 80:20 (US Origin, Containers)	-	07 Aug   11.42 IST	\$348	+ 1	+ 1	0
CNF Thailand	HMS 70:30	-	29 Jan   17.41 IST	\$352	+ 2	NA	NA
CNF Turkey	HMS 80:20 (Bulk, US Origin)	-	12 Aug   18.47 IST	\$377	- 4	- 13.8	- 2.6

CNF Vietnam	H2, (Bulk,Japan origin)	-	12 Aug   18.47 IST	\$366	-5	+1	-9
	HMS 80:20 (Bulk, US Origin)	-	12 Aug   18.47 IST	\$375	-7	-8	-10

## Pig Iron (Global)

Particular/Delivery	Size/Grade	Delivery	As On	Price	Change	1M	3M
Global prices (in USD/MT)							
FOB Black Sea	Steel Grade	-	10 Aug   10.52 IST	\$392	-13	-23	-18
FOB Brazil	Steel Grade	-	10 Aug   10.52 IST	\$442	0	-3	-8
CNF Italy	Steel Grade	-	10 Aug   10.50 IST	\$439	-10	-19	-19

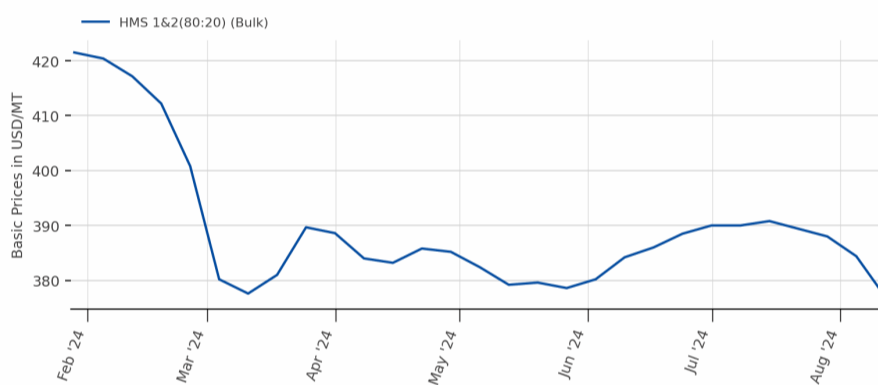
Weekly Assessment,, \*Tender Prices in export

## Ship Breaking (Global)

Global prices (in USD/MT)							
CNF Bangladesh	Containers	-	06 Aug   11.18 IST	\$520	0	-40	NA
	Tanker	-	06 Aug   11.18 IST	\$510	0	-30	NA
CNF India	Containers	-	06 Aug   11.18 IST	\$530	0	-30	NA
	Tanker	-	06 Aug   11.18 IST	\$520	0	-20	NA
CNF Pakistan	Containers	-	06 Aug   11.18 IST	\$540	0	+10	NA
	Tanker	-	06 Aug   11.18 IST	\$530	0	+10	NA
CNF Turkey	Containers	-	06 Aug   11.18 IST	\$380	0	0	NA
	Tanker	-	06 Aug   11.18 IST	\$370	0	0	NA

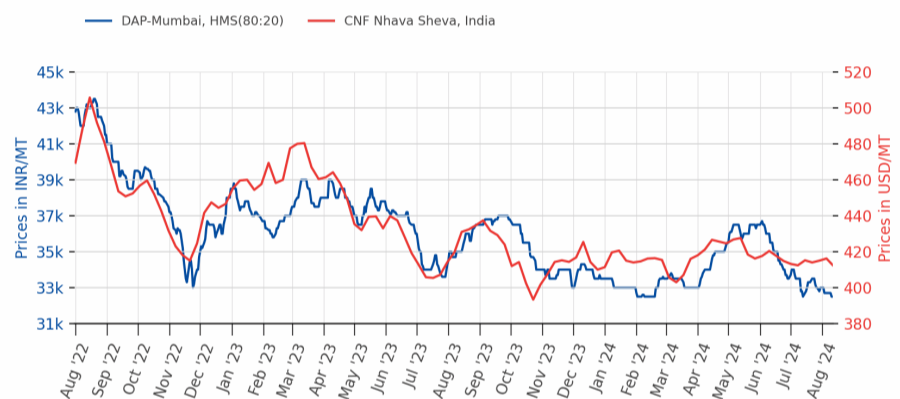
Note:- W-O-W: Week On Week, 1M: Change over last month, 3M: Change over last 3 months

Melting Scrap, CNF Turkey



Source:BigMint

Melting Scrap DAP Mumbai/CNF India



Source:BigMint



Vietnam: Imported bulk scrap prices



Source: BigMint

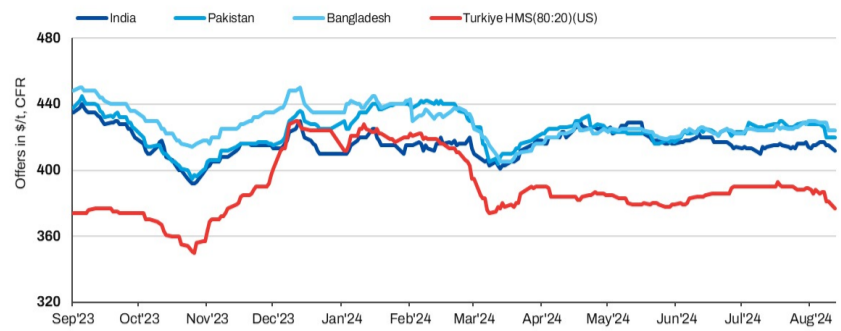
**Vietnam: Imported bulk ferrous scrap index declines by up to \$7/t w-o-w; dull interest from steelmakers**

2024-08-12

[READ MORE](#)



South Asia: Imported shredded scrap offers from UK/Europe



Source: BigMint

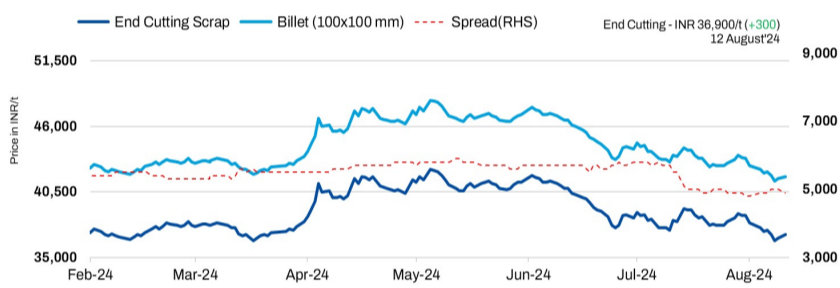
**South Asia: Imported ferrous scrap offers drop further by up to \$4/t - 12 Aug**

2024-08-12

[READ MORE](#)



India: Melting scrap index DAP-Mandi Gobingarh (End Cutting vs Billet)



Source: BigMint

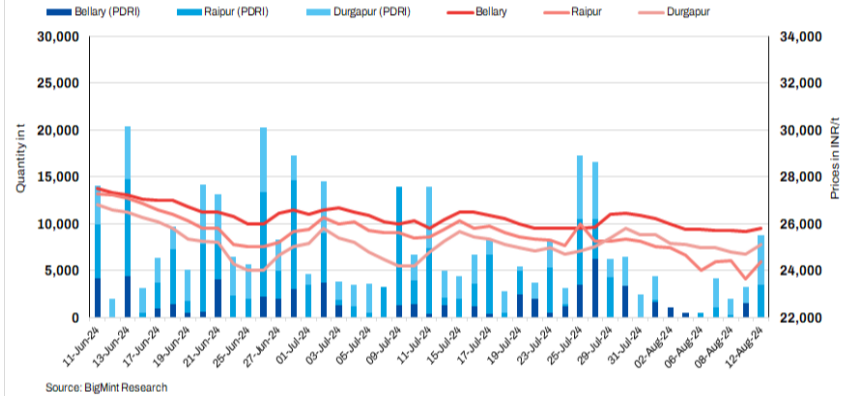
**India: BigMint's scrap index improves by INR 300/t d-o-d amid supply concern-12 August'24**

2024-08-12

[READ MORE](#)



India Sponge iron price & trade volume



Source: BigMint Research

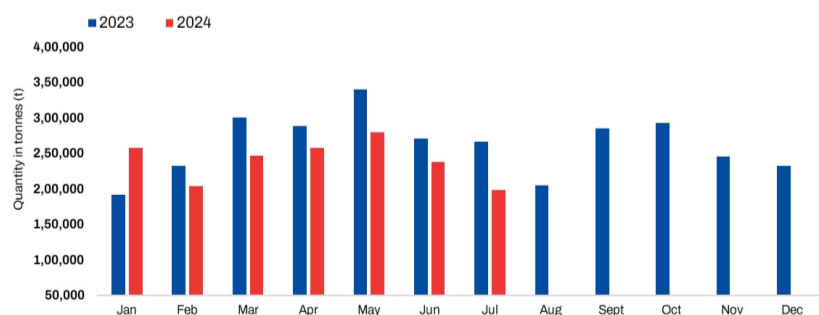
**India: Sponge iron prices edge up on increased steel prices - 12 Aug'24**

2024-08-12

[READ MORE](#)



Taiwan: Ferrous scrap imports



Source: BigMint

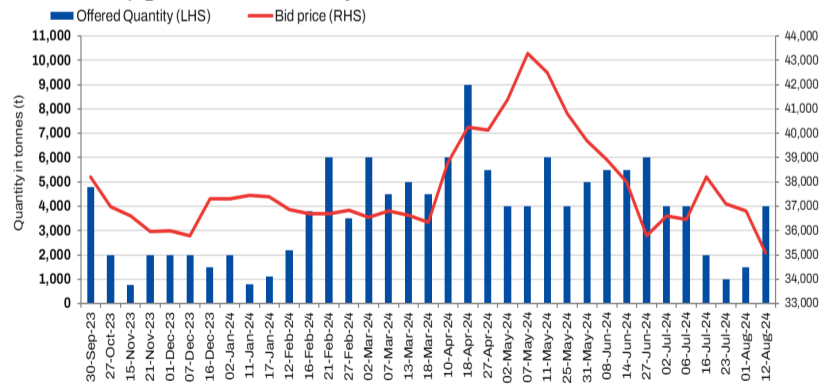
**Taiwan: Ferrous scrap imports drop 17% m-o-m in Jul'24**

2024-08-12

[READ MORE](#)



SAIL RSP pig iron auction summary



Last updated: 12 Aug 2024

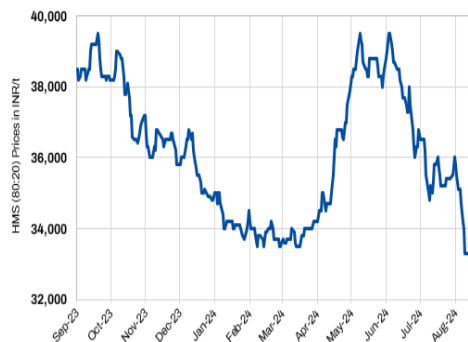
**India: RSP's pig iron auction witnesses strong demand in recent auction**

2024-08-12

[READ MORE](#)



### Ship breaking scrap prices, exw Alang



Grades	Prices	D-O-D Change	W-O-W Change
HMS(80:20)	33,300	0	-1,800
Attachment	34,300	0	-1,800
1-2 Kg	34,500	0	-1,800
2-5 Kg	38,400	0	-1,000
5-10 Kg	39,400	0	-1,000
6-8 mm (4 ANE)	37,900	0	-1,000
9-11 mm (6 ANE)	38,900	0	-1,000
12-14 mm (8 ANE)	40,400	0	-1,000
15-18 mm (10 ANE)	40,900	0	-1,000
19-22 mm (12 ANE)	40,900	0	-1,000
1 Inch	40,900	0	-1,000

Prices as on 12 Aug'24 . Source: Bigmint

### India: Melting scrap prices remain stable for third consecutive day in Alang

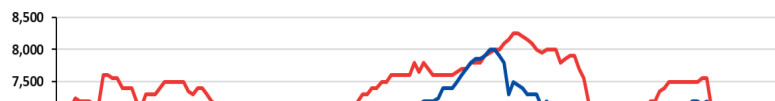
2024-08-12

[READ MORE](#)

### India: Domestic mill-scale prices



— DAP Kandla — exw-Raipur



### India: Mill scale prices remain largely stable in key markets

2024-08-10

[READ MORE](#)

### India: Melting scrap prices remain firm d-o-d in Alang

2024-08-10

[READ MORE](#)

### China: Shagang Steel further reduces scrap procurement prices by \$8/t

2024-08-09

[READ MORE](#)

### India: About 12,000 t sponge iron export deals conclude for Nepal, Bangladesh

2024-08-09

[READ MORE](#)

### Japan: Kanto scrap export tender for August witnesses a rise in bid price by \$3/t

2024-08-09

[READ MORE](#)

# Steel

## Ingots/Billet (India)

Region	Particular	INGOT				BILLET			
		Price	Change	W-O-W	1M	Price	Change	W-O-W	1M
Indian prices (in INR/MT) <span style="float: right;">As on 12 Aug 2024</span>									
North India	Ghaziabad	40,800	+ 500	+ 100	- 2,200	-	-	-	-
North India	Ludhiana	44,500	+ 200	- 300	- 1,700	-	-	-	-
North India	Mandi Gobindgarh	41,850	+ 250	- 450	- 2,450	41,900	+ 300	- 450	- 2,400
North India	Muzaffarnagar	40,600	+ 400	+ 200	- 2,200	-	-	-	-
East India	Rourkela	37,000	+ 400	- 450	- 2,000	37,500	+ 400	- 400	- 2,000
Central India	Raigarh	37,600	- 100	- 200	- 1,500	37,800	- 150	- 300	- 1,650
Central India	Raipur	38,150	+ 150	- 50	- 1,350	38,400	+ 100	- 100	- 1,550
West India	Ahmedabad	40,000	0	- 1,000	- 2,100	41,100	0	- 700	- 1,900
West India	Jaipur	40,300	+ 100	- 300	- 1,300	-	-	-	-
West India	Mumbai	40,700	0	+ 200	- 1,100	41,000	0	+ 200	- 1,200
East India	Durgapur	-	-	-	-	38,800	+ 200	- 200	- 1,500
East India	Kolkata	-	-	-	-	39,500	+ 200	- 200	- 1,500
West India	Bhavnagar	-	-	-	-	40,600	0	- 800	- 1,900
West India	Goa	-	-	-	-	40,300	0	- 200	- 600
West India	Jalna	-	-	-	-	40,500	- 100	- 400	- 1,600
South India	Chennai	-	-	-	-	42,000	- 500	- 1,000	- 500
South India	HINDPUR	-	-	-	-	40,800	0	- 500	- 900
South India	Hyderabad	-	-	-	-	39,500	0	0	- 1,500
Eastern India	Ramgarh	-	-	-	-	38,700	+ 100	- 450	- 1,300

All prices are basic, GST @ 18% extra. Ingot - 3.5"\*4.5", Commercial Grade, Billet - 100\*100

## Rebar (India)

Particular/Delivery	Size/Grade	Delivery	As On	Price	PRICE @ 18%GST	Change	1M	3M
Indian prices (in INR/MT)								
Exy-Delhi/NCR	12-32mm, BF Route, IS 1786 Fe 550D	Ex-Yard	09 Aug   17.33 IST	50,800	59,900	- 900	- 3,900	- 7,600
	12-32mm, BF Route, IS 1786 Fe 500D	Ex-Yard	09 Aug   17.33 IST	50,800	59,900	- 900	- 3,900	- 7,600
Exy-Durgapur	12-32mm BF Route, IS 1786 Fe 500D	Ex-Yard	09 Aug   17.33 IST	50,700	59,800	- 1,200	- 3,200	- 6,100
	12-32mm BF Route, IS 1786 Fe 550D	Ex-Yard	09 Aug   17.33 IST	50,700	59,800	- 1,200	- 3,200	- 6,100
Exy-Ahmedabad	12-32mm BF Route, IS 1786 Fe 550D	Ex-Yard	09 Aug   17.33 IST	50,600	59,700	- 800	- 3,900	- 7,700
	12-32mm BF Route, IS 1786 Fe 500D	Ex-Yard	09 Aug   17.33 IST	50,600	59,700	- 800	- 3,900	- 7,700
Exy-Mumbai	12-32mm, BF Route, IS 1786 Fe 500D	Ex-Yard	09 Aug   17.33 IST	50,300	59,400	- 500	- 4,000	- 8,400
	12-32mm, BF Route, IS 1786 Fe 550D	Ex-Yard	09 Aug   17.33 IST	50,300	59,400	- 500	- 4,000	- 8,400
Exy-Bangalore	12-32mm, BF Route, IS 1786 Fe 500D	Ex-Yard	09 Aug   17.33 IST	51,700	61,000	- 600	- 3,200	- 7,600
	12-32mm, BF Route, IS 1786 Fe 550D	Ex-Yard	09 Aug   17.33 IST	51,700	61,000	- 600	- 3,200	- 7,600
Exy-Chennai	12-32mm, BF Route, IS 1786 Fe 500D	Ex-Yard	09 Aug   17.33 IST	51,600	60,900	- 500	- 3,000	- 7,600
	12-32mm, BF Route, IS 1786 Fe 550D	Ex-Yard	09 Aug   17.33 IST	51,600	60,900	- 500	- 3,000	- 7,600
Exy-Hyderabad	12-32mm, BF Route, IS 1786 Fe 500D	Ex-Yard	09 Aug   17.33 IST	50,300	59,400	- 800	- 4,000	- 9,000
	12-32mm, BF Route, IS 1786 Fe 550D	Ex-Yard	09 Aug   17.33 IST	50,300	59,400	- 800	- 4,000	- 9,000
Indian prices (in INR/MT)								
Ex-Delhi/NCR	12-25mm, IF Route, Fe 500, IS 1786	Ex-Works	12 Aug   17.47 IST	45,500	53,700	0	- 1,500	- 5,200
Ex-Jaipur	12-25mm IF route, Fe 500, IS 1786	Ex-Works	12 Aug   17.47 IST	44,200	52,200	+ 100	- 1,800	- 5,800
Ex-Mandi Gobindgarh	12-25mm, IF Route, Fe 500, IS 1786	Ex-Works	12 Aug   17.47 IST	46,300	54,600	0	- 2,500	- 5,400
Ex-Muzaffarnagar	12-25mm, IF Route, Fe 500, IS 1786	Ex-Works	12 Aug   13.35 IST	44,600	52,600	0	- 2,200	- 5,400
Ex-Durgapur	12-25mm, IF Route, Fe 500D, IS 1786	Ex-Works	12 Aug   17.47 IST	43,100	50,900	+ 100	- 1,500	- 6,600
	12-25mm, IF Route, Fe 500, IS 1786	Ex-Works	12 Aug   17.47 IST	41,100	48,500	+ 200	- 1,400	- 6,500
Ex-Rourkela	12-25mm, IF Route, Fe 500D, IS 1786	Ex-Works	12 Aug   13.35 IST	48,600	57,300	+ 300	+ 300	- 3,700
	12-25mm, IF Route, Fe 500, IS 1786	Ex-Works	12 Aug   13.35 IST	41,200	48,600	+ 300	- 1,500	- 6,300
Ex-Raigarh	12-25mm, IF Route, Fe 500, IS 1786	Ex-Works	12 Aug   17.47 IST	40,500	47,800	0	- 1,900	- 6,500
Ex-Raipur	12-25mm, IF Route, Fe 500D, IS 1786	Ex-Works	12 Aug   13.35 IST	44,300	52,300	0	- 1,700	- 6,700
	12-25mm, IF Route, Fe 500, IS 1786	Ex-Works	12 Aug   17.47 IST	41,200	48,600	+ 100	- 1,500	- 6,600
Ex-Ahmedabad	12-25mm, IF Route, Fe 500, IS 1786	FOR	12 Aug   13.35 IST	45,600	53,800	0	- 1,600	- 5,400

Ex-Goa	12-25mm, IF Route, Fe 500, IS 1786	Ex-Works	12 Aug   13.35 IST	46,500	54,900	+ 400	- 600	- 6,200
Ex-Jalna	12-25mm, IF Route, Fe 500, IS 1786	Ex-Works	12 Aug   13.35 IST	44,500	52,500	0	- 2,400	- 7,700
Ex-Mumbai	12-25mm, IF Route, Fe 500, IS 1786	Ex-Works	12 Aug   13.35 IST	45,000	53,100	0	- 1,900	- 8,200
Ex-Bangalore	12-25mm, IF Route, Fe 550D, IS 1786	Ex-Works	12 Aug   13.35 IST	50,000	59,000	- 300	- 500	- 4,700
	12-25mm, IF Route, Fe 550, IS 1786	Ex-Works	12 Aug   13.35 IST	46,200	54,500	- 300	- 700	- 6,200
Ex-Chennai	12-25mm, IF Route, Fe 500, IS 1786	Ex-Works	12 Aug   13.35 IST	47,000	55,500	0	- 800	- 5,500
Ex-Hyderabad	12-25mm, IF Route, Fe 500, IS 1786	Ex-Works	12 Aug   13.35 IST	43,500	51,300	0	- 1,500	- 6,500
Ex-Patna	12-25mm IF route, Fe 500, IS 1786	Ex-Works	12 Aug   13.35 IST	42,700	50,400	+ 200	- 1,800	- 6,500

## Structure (Medium & Small Scale Producers) (India)

Region/Zone	Particular	40 ANGLE	Change	1M	75 CHANNEL	Change	1M	200 BEAM	Change	1M
Indian prices (in INR/MT)										
North India	Ghaziabad	-	-	-	-	-	-	49,100	0	- 1,500
East India	Durgapur	44,000	0	- 1,700	44,000	0	- 1,700	44,750	0	- 1,600
Central India	Raipur	-	-	-	44,300	0	- 1,000	-	-	-
West India	Ahmedabad	45,900	0	- 1,800	45,900	0	- 1,800	-	-	-
West India	Mumbai	48,400	0	- 800	49,200	0	- 800	-	-	-
South India	Hyderabad	47,000	0	- 1,200	46,600	0	- 1,200	-	-	-

Indian Structure price assessment frequency has been increased from weekly to daily basis, All prices are basic, Commercial Grade, Basic Price GST @ 18% extra

## Wire Rod (India)

Particular	Size/Grade	Raipur	Change	W-O-W	Durgapur	Change	W-O-W
Indian prices (in INR/MT)							
SWRY 14 LC Gr 3, Induction route	5.5 mm	42,300	+ 200	- 400	42,100	+ 200	- 400
HB Wire, Induction route	12 Gauge	45,000	+ 200	- 400	44,600	+ 200	- 400
GI Wire, Induction route	12 Gauge	49,500	+ 200	- 700	52,200	+ 200	- 400
Binding Wire, Induction route	20 Gauge	51,300	+ 300	- 200	51,100	+ 200	- 400
Barbed Wire, Induction route	12*12 Gauge	51,500	+ 200	- 700	55,100	+ 200	- 400

Daily Assessment, Commercial Grade, Basic Price GST @ 18% extra

## HRC (India)

Particular/Delivery	Size/Grade	Delivery	As On	Price	Change	1M	3M
Indian prices (in INR/MT)							
Delhi	2.5-8mm / CTL, IS2062, Gr E250 Br.	Ex-stockyard	09 Aug   17.56 IST	50,900	- 100	- 1,800	- 3,700
	2.5-8mm / CTL, IS2062, Gr E250 Br.	Ex-stockyard	09 Aug   17.56 IST	50,800	- 100	- 1,950	- 3,550
Faridabad	1.8mm / CTL, IS2062, Gr E250 Br.	Ex-stockyard	09 Aug   17.56 IST	52,300	- 100	- 1,950	- 3,550
	2.5-8mm / CTL, IS2062, Gr E350 Br.	Ex-stockyard	09 Aug   17.56 IST	53,800	- 100	- 1,950	- 3,550
Ludhiana	2.5-8mm / CTL, IS2062, Gr E250 Br.	Ex-stockyard	09 Aug   17.56 IST	51,000	0	- 2,900	- 3,250
Kolkata	2.5-8mm / CTL, IS2062, Gr E250 Br.	Ex-stockyard	09 Aug   17.56 IST	49,800	- 200	- 1,950	- 3,200
Ahmedabad	2.5-8mm / CTL, IS2062, Gr E250 Br.	Ex-stockyard	09 Aug   17.56 IST	51,900	- 100	- 1,600	- 3,500
	2.5-8mm / CTL, IS2062, Gr E350 Br.	Ex-stockyard	09 Aug   17.56 IST	54,000	- 100	- 1,800	- 2,900
Mumbai	1.8mm / CTL, IS2062, Gr E250 Br.	Ex-stockyard	09 Aug   17.56 IST	52,500	- 100	- 1,700	- 2,850
	2.5-8mm / CTL, IS2062, Gr E250 Br.	Ex-stockyard	09 Aug   17.56 IST	51,000	- 100	- 1,750	- 2,900
Bangalore	2.5-8mm / CTL, IS2062, Gr E250 Br.	Ex-stockyard	09 Aug   17.56 IST	54,000	0	- 1,300	- 2,500
Chennai	1.8mm / CTL, IS2062, Gr E250 Br.	Ex-stockyard	09 Aug   17.56 IST	52,000	+ 200	- 4,700	- 5,600
	2.5-8mm / CTL, IS2062, Gr E250 Br.	Ex-stockyard	09 Aug   17.56 IST	50,500	+ 200	- 4,700	- 5,600
Hyderabad	2.5-8mm / CTL, IS2062, Gr E250 Br.	Ex-stockyard	09 Aug   17.56 IST	51,200	- 600	- 1,750	- 2,550

Weekly Assessment, Commercial Grade, \*Basic Price GST @ 18% extra.,

## CRC (India)

Particular/Delivery	Size/Grade	Delivery	As On	Price	Change	1M	3M
Indian prices (in INR/MT)							
Delhi	0.90mm / CTL, IS 513, CR1	Ex-stockyard	09 Aug   18.04 IST	58,400	- 100	- 2,700	- 2,550
Faridabad	0.90mm / CTL, IS 513, CR1	Ex-stockyard	09 Aug   18.04 IST	58,600	0	- 1,000	- 1,750
	0.5mm / CTL, IS 513, CR1	Ex-stockyard	09 Aug   18.04 IST	60,100	0	- 1,000	- 1,750
Ludhiana	0.90mm / CTL, IS 513, CR1	Ex-stockyard	09 Aug   18.04 IST	59,000	0	- 2,300	- 1,500
Kolkata	0.90mm / CTL, IS 513, CR1	Ex-stockyard	09 Aug   18.04 IST	56,000	0	- 1,600	- 2,275
Ahmedabad	0.90mm / CTL, IS 513, CR1	Ex-stockyard	09 Aug   18.04 IST	58,500	- 700	- 1,500	- 3,200

<b>Mumbai</b>	0.5mm / CTL, IS 513, CR1	Ex-stockyard	09 Aug   18.04 IST	59,700	+ 100	-1,400	-2,950
	0.90mm / CTL, IS 513, CR1	Ex-stockyard	09 Aug   18.04 IST	58,200	+ 100	-1,400	-2,950
<b>Bangalore</b>	0.9mm / CTL, IS 513, CR1	Ex-stockyard	09 Aug   18.04 IST	61,500	-400	-1,800	-1,600
<b>Chennai</b>	0.90mm / CTL, IS 513, CR1	Ex-stockyard	09 Aug   18.04 IST	62,000	0	-1,450	-1,450
	0.5mm / CTL, IS 513, CR1	Ex-stockyard	09 Aug   18.04 IST	63,500	0	-1,450	-1,450
<b>Hyderabad</b>	0.90mm / CTL, IS 513, CR1	Ex-stockyard	09 Aug   18.04 IST	59,900	-700	-1,550	-3,050

Weekly Assessment, Commercial Grade, \*Basic Price GST @ 18% extra.,

## HR Plate (India)

Particular/Delivery	Size/Grade	Delivery	As On	Price	Change	1M	3M
Indian prices (in INR/MT)							
<b>Delhi</b>	60-100mm, Gr E350 Br.	Ex-stockyard	07 Aug   18.07 IST	63,200	0	-1,800	-3,100
	5-10mm, Gr E350 Br.	Ex-stockyard	07 Aug   18.07 IST	54,800	0	-2,700	-3,200
	20-40mm, Gr E350 Br.	Ex-stockyard	07 Aug   18.07 IST	59,800	0	-1,600	-2,100
	60-100mm, Gr E250 Br.	Ex-stockyard	07 Aug   18.07 IST	59,700	0	-1,800	-3,100
	5-10mm, Gr E250 Br.	Ex-stockyard	07 Aug   18.07 IST	51,300	0	-2,700	-3,200
	20-40mm, Gr E250 Br.	Ex-stockyard	07 Aug   18.07 IST	56,300	0	-1,600	-2,300
<b>Mumbai</b>	60-100mm, Gr E350 Br.	Ex-stockyard	07 Aug   18.07 IST	63,000	-400	-1,200	-2,400
	5-10mm, Gr E350 Br.	Ex-stockyard	07 Aug   18.07 IST	55,200	-100	-2,600	-2,800
	20-40mm, Gr E350 Br.	Ex-stockyard	07 Aug   18.07 IST	59,000	-300	-1,300	-2,000
	60-100mm, Gr E250 Br.	Ex-stockyard	07 Aug   18.07 IST	59,600	-400	-1,300	-2,000
	5-10mm, Gr E250 Br.	Ex-stockyard	07 Aug   18.07 IST	51,500	-100	-2,800	-3,000
	20-40mm, Gr E250 Br.	Ex-stockyard	07 Aug   18.07 IST	55,700	-300	-1,200	-1,800

Weekly Assessment, Commercial Grade, Basic Price GST @ 18% extra

## GP (India)

Indian prices (in INR/MT)							
<b>Delhi</b>	0.7mm / CTL, 120 GSM, IS277	Ex-stockyard	08 Aug   18.46 IST	62,100	-700	-2,500	-3,900
	0.6mm / CTL, 120 GSM, IS277	Ex-stockyard	08 Aug   18.46 IST	63,500	-800	-2,400	-4,000
<b>Mumbai</b>	0.8mm / CTL, 120 GSM, IS277	Ex-stockyard	08 Aug   18.46 IST	62,400	0	-1,100	-2,500
	0.6mm / CTL, 120 GSM, IS277	Ex-stockyard	08 Aug   18.46 IST	63,900	0	-1,100	-2,500
<b>Chennai</b>	0.8-1.6mm / CTL, 120gsm, IS277	Ex-stockyard	08 Aug   18.46 IST	64,800	-700	-3,700	-6,000
	0.6mm / CTL, 120 GSM, IS277	Ex-stockyard	08 Aug   18.46 IST	66,300	-700	-3,700	-6,000
<b>Hyderabad</b>	0.8mm / CTL, 120 GSM, IS277	Ex-stockyard	08 Aug   18.22 IST	66,500	0	-800	-2,000
	0.6mm / CTL, 120 GSM, IS277	Ex-stockyard	08 Aug   18.22 IST	68,000	0	-800	-2,000

## PPGI (India)

Particular/Delivery	Size/Grade	Delivery	As On	Price	Change	1M	3M
Indian prices (in INR/MT)							
<b>Delhi</b>	0.5mm / CTL, 90 GSM, IS14246	Ex-stockyard	08 Aug   18.14 IST	72,300	0	-1,600	-2,800
<b>Mumbai</b>	0.5mm / CTL, 90 GSM, IS14246	Ex-stockyard	08 Aug   18.14 IST	70,000	-300	-2,900	-4,100

## MS Pipes (India)

Indian prices (in INR/MT)							
<b>Ex-Raipur</b>	41-60 OD (Patra Based)	Ex-works	12 Aug   16.28 IST	41,800	0	-2,300	-6,000
<b>Ex-Mandi Gobindgarh</b>	41-60 OD (Patra Based)	Ex-works	12 Aug   16.28 IST	44,600	0	-3,300	-4,400
<b>Exy-Delhi</b>	2.2-6mm, IS 1239,IS 1161 (HR Coil Based)	Ex-Yard	07 Aug   17.31 IST	56,000	-1,500	-4,000	-6,000
<b>Exy-Raipur</b>	2.2-6mm, IS 1239,IS 1161 (HR Coil Based)	Ex-Yard	07 Aug   17.31 IST	55,000	-2,000	-3,500	-5,500
<b>Exy-Mumbai</b>	2.2-6mm, IS 1239,IS 1161 (HR Coil Based)	Ex-Yard	07 Aug   17.31 IST	55,000	-1,500	-4,000	-6,000
<b>Exy-Pune</b>	2.2-6mm, IS 1239,IS 1161 (HR Coil Based)	Ex-Yard	07 Aug   17.31 IST	55,000	-1,500	-4,000	-6,000
<b>Exy-Bangalore</b>	2.2-6mm, IS 1239,IS 1161 (HR Coil Based)	Ex-Yard	07 Aug   17.31 IST	55,500	-1,500	-3,500	-4,500
<b>Exy-Hyderabad</b>	2.2-6mm, IS 1239,IS 1161 (HR Coil Based)	Ex-Yard	07 Aug   17.31 IST	55,500	-1,500	-3,500	-5,500

## Billet (Global)

Particular/Delivery	Size/Grade	Delivery	As On	Price	Change	1M	3M
Global prices (in USD/MT)							
<b>FOB India</b>	150*150, 3SP/4SP	-	09 Aug   18.36 IST	\$490	0	NA	NA
<b>FOB Iran</b>	130*130, 3SP	-	09 Aug   18.36 IST	\$470	0	-8	-8
<b>FOB Russia</b>	130*130, 3SP	-	09 Aug   18.36 IST	\$485	0	-15	-20
<b>CNF Nepal</b>	100*100, IS 2831 (IF Grade)	-	09 Aug   18.34 IST	\$484	-3	-11.5	-67
<b>CNF Philippines</b>	150*150, 3SP	-	09 Aug   18.34 IST	\$480	-5	-15.5	-45
<b>CNF Turkey</b>	120*120	-	09 Aug   18.34 IST	\$500	0	-15	-25

Weekly Assessment

## Rebar (Global)



Particular/Delivery	Size/Grade	Delivery	As On	Price	Change	1M	3M
Global prices (in USD/MT)							
FOB Turkey	12-32mm, Commercial	-	09 Aug   13.11 IST	\$578	0	-2	-7

## Wire Rod (Global)

Particular/Delivery	Size/Grade	Delivery	As On	Price	Change	1M	3M
Global prices (in USD/MT)							
CNF Nepal	5.5-6.0mm, Commercial Grade	-	10 Aug   13.24 IST	\$530	-5	-8	-65
	6-8 mm, ASTM A510 SAE 1008	-	10 Aug   13.24 IST	\$585	+10	-5	-35

## HRC (Global)

Particular/Delivery	Size/Grade	Delivery	As On	Price	Change	1M	3M
Global prices (in USD/MT)							
CNF Bangladesh	2mm, SAE 1006 (China origin)	-	06 Aug   18.29 IST	\$540	0	-15	-50
CNF Dubai	2mm, SAE1006 (India origin), SAE1006	-	23 Apr   18.30 IST	\$595	0	NA	NA
CNF Europe	3-4mm, S235JR	-	06 Aug   18.29 IST	\$550	0	-15	-50
	3mm+, S275	-	30 Jul   18.27 IST	\$650	0	0	NA
CNF India	2-12 mm, SS400 (China Origin)	-	06 Aug   18.29 IST	\$535	0	-15	-30
	3mm, SS400 (South Korea Origin)	-	16 Jul   18.40 IST	\$570	-30	NA	NA
CNF Nepal	2mm, SAE1006 (India origin), SAE1006	-	06 Aug   18.29 IST	\$580	-20	NA	NA
CNF Pakistan	2mm, SS400 (China origin), SS400	-	06 Aug   18.29 IST	\$518	-12	-18	-32
	2mm, SS400 (Japan origin), SS400	-	28 May   18.42 IST	\$585	0	NA	0
CNF UAE	2mm, SAE1006 (China Origin)	-	06 Aug   18.29 IST	\$540	0	-15	-35
	2 mm, SAE 1006 (Formosa, skin pass)	-	10 Jul   13.11 IST	\$575	0	0	-30
CNF Vietnam	2-20mm, SAE 1006 (India Origin)	-	09 Apr   18.25 IST	\$567	0	NA	NA
	2-3mm, SAE 1006 (China Origin)	-	06 Aug   18.29 IST	\$510	-10	-20	-55
	Thickness - 2-6 mm, Width - 1.1-1.3m	-	01 Aug   17.51 IST	\$530	-25	NA	NA
FOB Black Sea	3mm, SAE1006	-	06 Aug   18.24 IST	\$530	-13	-15	-32
FOB China	3-12mm, SS400	-	06 Aug   18.24 IST	\$495	0	-15	-50
FOB India	2.5 mm, SAE1006	-	23 Apr   18.30 IST	\$560	0	NA	NA
FOB Japan	2mm, SS400	-	06 Aug   18.24 IST	\$540	0	NA	-30
FOB South Korea	1.6-2.5mm, SAE 1006	-	16 Jul   18.34 IST	\$550	-20	NA	NA

## CRC (Global)

Particular/Delivery	Size/Grade	Delivery	As On	Price	Change	1M	3M
Global prices (in USD/MT)							
FOB China	0.90mm, SPCC	-	07 Aug   19.08 IST	\$555	-5	-15	-60
FOB India	0.9 mm, IS 513 Gr.O	-	07 Aug   19.08 IST	\$675	0	-5	-25
FOB Russia	0.90mm, SPCC	-	07 Aug   19.08 IST	\$620	-15	-17	-35

## HR Plate (Global)

Particular/Delivery	Size/Grade	Delivery	As On	Price	Change	1M	3M
Global prices (in USD/MT)							
FOB China	5-10mm, SS 400	-	07 Aug   19.07 IST	\$525	0	-10	-30

## GP (Global)

Particular/Delivery	Size/Grade	Delivery	As On	Price	Change	1M	3M
Global prices (in USD/MT)							
FOB China	DX51D+z80, Width 1,000-1,500 mm, thickness 0.5-2mm	-	08 Aug   18.09 IST	\$615	0	-15	-45
FOB India	Width 900-1250mm, thickness 0.50mm, DX51D+z80, BS EN 10142:2000	-	08 Aug   18.09 IST	\$745	-5	-35	-35

Note:- W-O-W: Week On Week, 1M: Change over last month, 3M: Change over last 3 months





**India: BigMint's billet index inches up by INR 100/t amid modest buying d-o-d - 12 Aug**

2024-08-12

[READ MORE](#)

**Indian DRI, billet and rebar update - 12 Aug**

2024-08-12

[READ MORE](#)

**India: APL Apollo Tubes shows robust performance in Q1FY'25**

2024-08-12

[READ MORE](#)

**India's Brand-wise Rebar Offers from BF and IF route mills -12 Aug**

2024-08-12

[READ MORE](#)

**Indian steel prices afflicted by 'down syndrome'. Composite index hovers at pandemic levels**

2024-08-12

[READ MORE](#)

**India: Usha Martin's sales volumes rise 8% y-o-y in Q1FY'25**

2024-08-12

[READ MORE](#)

### China Domestic Billet Price



Source: Bigmint

**India: MAN Ind consolidated revenue up over 50% y-o-y in Q1FY'25**

2024-08-12

[READ MORE](#)

**China: Steel billet prices drop sharply by RMB 70/t (\$10/t)**

2024-08-12

[READ MORE](#)



**India: Hi-Tech Steel Pipes' revenue rises 35% y-o-y in Q1FY'25**

2024-08-12

[READ MORE](#)

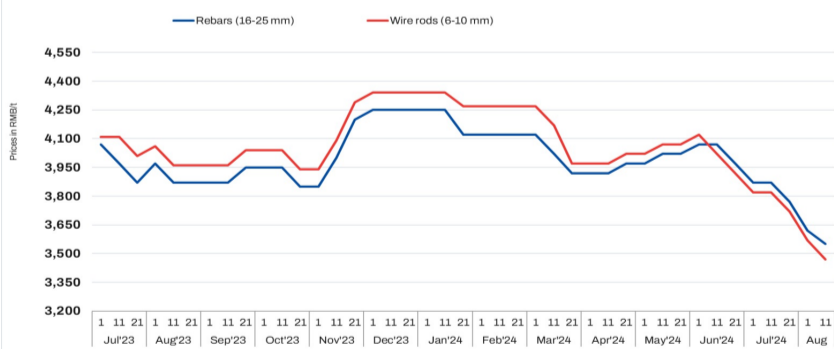


**India: JSW Steel's crude steel production rises 13% y-o-y in July'24**

2024-08-12

[READ MORE](#)

### China: Shagang Steel rebar and wire rod prices



Source: BigMint

**China: Shagang Steel cuts long steel prices by up to \$14/t for mid-Aug'24**

2024-08-12

[READ MORE](#)



**India: RINL floats 30,000 t bloom export tender**

2024-08-10

[READ MORE](#)

## Ferro Alloy

### Manganese Ore (India)

Particular/Delivery	Size/Grade	Delivery	As On	Price	Change	1M	3M
Indian prices (in INR/MT)							
MOIL	6-80 mm, Lumps, Mn 46%	Ex-Mines	01 Aug   13.27 IST	28,175	-3,131	-3,131	NA
	Lumps, Lumps, Mn 44%, Fe 7%	Ex-Mines	01 Aug   13.27 IST	26,951	-2,995	-2,995	NA
	Lumps, Mn 37%, Fe 7.5%	Ex-Mines	01 Aug   13.27 IST	15,146	-5,601	-5,601	NA
	6-80 mm, Lumps, Mn 30%	Ex-Mines	01 Aug   13.27 IST	7,437	-2,751	-2,751	NA

Weekly Assessment, Prices Ex-Mines Basis Including Royalty

### Chrome Ore (India)

Particular/Delivery	Size/Grade	Delivery	As On	Price	Change	1M	3M
Indian prices (in INR/MT)							
Ex-Jajpur (OMC-eAuction)	Friable 54%+	Ex-Mines	20 Jul   12.17 IST	38,287	+200	+200	NA
	Friable 52-54%	Ex-Mines	20 Jul   12.17 IST	32,184	-996	-996	NA
	Friable 50-52%	Ex-Mines	20 Jun   19.26 IST	24,773	-853	0	NA
	Lumps, Friable 48-50%	Ex-Mines	20 Jul   12.17 IST	24,145	-641	-641	NA

OMC E-Auction Prices Including Royalty

### Silico Manganese (India)

Particular/Delivery	Size/Grade	Delivery	As On	Price	Change	1M	3M
Indian prices (in INR/MT)							
Ex-Durgapur	10-150 mm, LC (Mn 55% min.)	Ex-Works	08 Aug   10.26 IST	84,000	+1,000	-2,300	-25,500
	10-150 mm, MC (Mn 53% min.)	Ex-Works	08 Aug   10.26 IST	79,000	+1,300	-2,600	-23,000
	10-50 MM, HC 60-14	Ex-Works	12 Aug   18.55 IST	69,200	+100	-80	-14,720
	25-150 mm, HC 60-14	Ex-Works	12 Aug   18.55 IST	68,700	+100	-80	-14,720
Ex-Raipur	25-150 mm, HC 60-14	Ex-Works	12 Aug   18.55 IST	69,300	+300	-340	-16,720
Ex-Vizag	25-150 mm, HC 60-14	Ex-Works	12 Aug   18.55 IST	68,700	+100	-420	-16,280

Weekly Assessment; All Prices are basic; GST @ 18% extra

### Ferro Manganese (India)

Particular/Delivery	Size/Grade	Delivery	As On	Price	Change	1M	3M
Indian prices (in INR/MT)							
Ex-Durgapur	10-150 mm, MC (Mn 70% min)	Ex-Works	08 Aug   10.27 IST	105,500	-3,250	-5,100	-14,500
	25-150 mm, HC 70%	Ex-Works	12 Aug   18.34 IST	75,400	0	-2,360	-15,200
Ex-Raipur	25-150 mm, HC 70%	Ex-Works	12 Aug   18.34 IST	75,600	+500	-2,420	-13,880

Weekly Assessment; All Prices are basic; GST @ 18% extra

### Ferro Chrome (India)

Particular/Delivery	Size/Grade	Delivery	As On	Price	Change	1M	3M
Indian prices (in INR/MT)							
Ex-Durgapur	10-60 mm, LC 60%	Ex-Works	08 Aug   10.31 IST	219,000	0	-6,500	-18,000
Ex-Jajpur	10-150mm, HC 60%, Si- 4%	Ex-Works	09 Aug   10.12 IST	103,400	-1,500	-6,625	-3,150
	10-150mm, HC 60%, Si - 2%	Ex-Works	08 Aug   10.31 IST	111,000	0	-4,700	-3,200

Weekly Assessment; All Prices are basic; GST @ 18% extra

### Ferro Silicon (India)

Particular/Delivery	Size/Grade	Delivery	As On	Price	Change	1M	3M
Indian prices (in INR/MT)							
Ex-Guwahati	25-150 mm, FeSi 70%	Ex-Works	12 Aug   18.39 IST	88,400	-400	-3,850	-11,150
Ex-Bhutan	25-150 mm, FeSi 70%	Ex-Works	12 Aug   18.39 IST	89,800	0	-3,400	-8,500

Weekly Assessment; All Prices are basic; GST @ 18% extra

### Manganese Ore (Global)

Particular/Delivery	Size/Grade	Delivery	As On	Price	Change	1M	3M
Global prices (in USD/MT)							
CNF China	Lumps, Mn 37% (USD/dmtu)	-	10 Aug   10.47 IST	\$4.15 /dmtu	-0.18	-1.05	-2.1
	Lumps, Mn 44% (USD/dmtu)	-	10 Aug   10.47 IST	\$8.95 /dmtu	-0.05	+0.1	+2.02

<b>CNF India</b>	Lumps, Mn 37%, (South African origin) (USD/dmtu)	-	10 Aug   10.47 IST	\$4.3 /dmtu	-0.15	-1	-2.1
	Lumps, Mn 44% (USD/dmtu)	-	10 Aug   10.47 IST	\$9.1 /dmtu	0	+0.1	+2.05
	Lumps, Mn 46%, (USD/dmtu)	-	10 Aug   10.47 IST	\$9.7 /dmtu	0	+0.1	+2.15

Weekly Assessment

## Chrome Ore (Global)

Global prices (in USD/MT)							
<b>CNF China</b>	Conc 40-42%, S. Africa	-	06 Aug   17.46 IST	\$310	0	-10	+2
	Conc 46-48%, Turkish	-	06 Aug   17.46 IST	\$425	-5	-10	+15

Weekly Assessment

## Silico Manganese (Global)

Global prices (in USD/MT)							
<b>FOB India</b>	25-150 mm, HC 60-14	-	12 Aug   18.32 IST	\$828	-2	-29.4	-275.6
	25-150 mm, HC 65-16	-	12 Aug   18.32 IST	\$963	-2	-33	-244

Weekly Assessment

## Ferro Manganese (Global)

Global prices (in USD/MT)							
<b>FOB India</b>	25-150 mm, HC 70%	-	12 Aug   18.31 IST	\$929	+2	-31	-180.6
	25-150 mm, HC 75%	-	12 Aug   18.31 IST	\$1,000	+10	-25.4	-203.4

Weekly Assessment

## Ferro Chrome (Global)

Global prices (in USD/MT)							
<b>CNF China</b>	10-150mm, HC 60% (cents/lb)	-	07 Aug   10.13 IST	¢95.5 /lb	-0.5	-2.5	-3.5
<b>CNF Japan</b>	10-50mm, HC 60% (cents/lb)	-	07 Aug   10.13 IST	¢100 /lb	-1	-3.5	-8
<b>CNF South Korea</b>	10-50mm, HC 60% (cents/lb)	-	07 Aug   10.13 IST	¢99 /lb	-1	-2.5	-3

Weekly Assessment

## Ferro Silicon (Global)

Global prices (in USD/MT)							
<b>FOB China</b>	10-50 mm, FeSi 75%	-	12 Aug   18.40 IST	\$1,315	+20	-5	+65
<b>FOB India</b>	10-50 mm, FeSi 70%	-	12 Aug   18.40 IST	\$1,130	0	-85	-160

Weekly Assessment

**China: Silico manganese (60-14) prices**

Source: BigMint

**China: Silico manganese prices drop amid market downturn**

2024-08-12

[READ MORE](#)

**FACOR: Ferro chrome production**

Source: Company reports | BigMint

**India: Vedanta-FACOR gets environmental nod for capacity expansion**

2024-08-12 18:03:12

[READ MORE](#)

## Non Ferrous

### Aluminium (India)

Particular/Delivery	Size/Grade	Delivery	As On	Price	Change	1M	3M
Indian prices (in INR/MT)							
Aluminium Ingot ADC12, Exw-Delhi NCR	Automobile OEM Approved	Exw-Delhi NCR	07 Aug   17.22 IST	219,000	-2,000	-2,000	+500
	Non-OEM	Ex-Works	07 Aug   17.22 IST	209,000	0	-4,000	-3,000
Aluminium Extrusion Scrap, Exy-Delhi	6063 & 6061 (Mix)	Ex-Yard	12 Aug   16.43 IST	190,000	0	-3,000	-4,000
Aluminium Utensil Scrap, Exy-Delhi	Loose	Ex-Yard	12 Aug   16.43 IST	180,000	+1,000	-4,000	-11,000
Aluminium Taint Tabor Scrap, Exy-Delhi	Loose	Ex-Yard	12 Aug   16.43 IST	178,500	+500	-4,500	-10,500
Aluminium Tense Scrap, Exy-Delhi	Solid (Loose)	Ex-Yard	12 Aug   16.43 IST	174,000	0	-6,000	-12,000
Aluminium Ingot P1020, Exy-Delhi	Ingot EC Grade 99.70%	Ex-Yard	12 Aug   16.43 IST	224,000	+3,000	-20,000	-31,000
Aluminium Ingot P1020, Exy-Mumbai	Ingot EC Grade 99.70%	Ex-Yard	12 Aug   16.43 IST	220,000	+7,000	-13,000	-24,000
Aluminium Extrusion Scrap, Exy-Mumbai	6063 (Loose)	Ex-Yard	12 Aug   16.43 IST	196,000	0	-6,000	-2,000
Aluminium Utensil Scrap, Exy-Mumbai	Utensil (Loose)	DAP	12 Aug   16.43 IST	186,000	+1,000	-1,000	+1,000
Aluminium Ingot ADC12, Exw-Chennai	Automobile OEM Approved	Exw-Chennai	07 Aug   17.22 IST	218,000	-1,000	NA	NA
	Non-OEM	Ex-Works	07 Aug   17.22 IST	211,000	0	-4,500	NA
Aluminium Tense Scrap, Exy-Chennai	Solid (Loose)	Ex-Yard	12 Aug   16.43 IST	175,000	0	-6,000	NA

### Aluminium (Global)

Particular/Delivery	Size/Grade	Delivery	As On	Price	Change	1M	3M
Global prices (in USD/MT)							
Aluminium Extrusion Scrap, CFR Nhava Sheva, Middle East	6063 (Briquetted)	-	06 Aug   17.14 IST	\$2,250	-10	-170	-200
Aluminium Taint Tabor Scrap, CFR Nhava Sheva, Middle East	Briquetted, Clean	-	06 Aug   17.14 IST	\$2,020	-15	-130	-60
Aluminium Taint Tabor, CFR Nahva Sheva, UK	Cut and sheared 9-10% attachment	-	06 Aug   17.14 IST	\$1,730	-20	-100	-105
Aluminium Taint Tabor, CFR Nahva Sheva, US	HRB, Attachment 3%	-	06 Aug   17.14 IST	\$1,860	-30	-140	-150
Aluminium Talk Scrap, CFR Nhava Sheva, Middle East	Solid (Clean)	-	06 Aug   17.14 IST	\$4,460	-105	-590	-700
Aluminium Talk, CFR Nahva Sheva, US	Solid (Clean)	-	06 Aug   17.14 IST	\$4,620	-165	-660	-805
Aluminium Tense Scrap, CFR Nhava Sheva, Middle East	Attachments 8-9%, Mix	-	06 Aug   17.14 IST	\$1,700	-30	-155	-190
Aluminium Tense, CFR Nahva Sheva, US	Attachments 6-7%	-	06 Aug   17.14 IST	\$1,810	-5	-80	-150
Aluminium Wheel Scrap, CFR Nahva Sheva, UK	Solid (Loose)	-	06 Aug   17.14 IST	\$2,210	-30	-160	-190
Aluminium Zorba 95-5, CFR Nhava Sheva, UK	20 mm, Solid (Shredded)	-	06 Aug   17.14 IST	\$1,960	-15	-100	-210
Silicon Metal, CFR Mundra, China	Grade 553 Si- 98.5%	-	06 Aug   17.14 IST	\$1,760	-30	-240	-160

### Copper (India)

Particular/Delivery	Size/Grade	Delivery	As On	Price	Change	1M	3M
Indian prices (in INR/MT)							



<b>Copper Secondary CC Wire Rods, Exw-Delhi</b>	8 mm, Cu 99% min	Ex-works	12 Aug   16.46 IST	768,000	0	-48,800	-116,200
<b>Copper Primary CC Wire Rods, Exw-Delhi</b>	8 mm, Cu 99.99%	Ex-works	12 Aug   16.46 IST	790,000	0	-67,000	-147,000
<b>Copper Armature Scrap, Exy-Delhi</b>	Cu 99%	Ex-Yard	12 Aug   16.46 IST	730,000	0	-39,200	-99,400
<b>Copper Primary CC Wire Rods (CCR), Exy-Mumbai</b>	8 mm, Cu 99.99%	Ex-Yard	12 Aug   16.46 IST	803,000	+2,000	-56,600	-135,750
<b>Copper Armature Scrap, Exy-Mumbai</b>	Cu - 98%	DAP	12 Aug   16.46 IST	766,000	+1,000	-35,600	-91,000
<b>Brass Honey Scrap, Exy-Mumbai</b>	Cu 63% Zn 33%	DAP	12 Aug   16.46 IST	500,000	0	-25,800	-53,750

## Zinc (India)

Particular/Delivery	Size/Grade	Delivery	As On	Price	Change	1M	3M
Indian prices (in INR/MT)							
<b>Zinc Special High Grade Ingot, Exw-Delhi</b>	Ingot, Zn 99.99%	Ex-works	12 Aug   16.33 IST	266,000	+6,000	-12,200	-15,300
<b>Zinc Special High Grade Ingot, Exy-Mumbai</b>	Ingot, Zn 99.995%	Ex-Yard	12 Aug   16.33 IST	265,000	+4,000	-11,200	-10,500

## Lead (India)

Particular/Delivery	Size/Grade	Delivery	As On	Price	Change	1M	3M
Indian prices (in INR/MT)							
<b>Lead Remelted Ingot, Exw-Delhi</b>	Ingot, Pb 99%	Ex-works	12 Aug   16.34 IST	185,000	+1,000	-4,200	-4,000
<b>Lead Primary Ingot, Exw-Delhi</b>	Ingot, Pb 99.99%	Ex-works	12 Aug   16.34 IST	205,000	+1,000	-4,600	-4,000
<b>Lead Primary Ingot, Exy-Mumbai</b>	Ingot, Pb 99.99%	Ex-Yard	12 Aug   16.34 IST	195,000	0	-1,000	-3,500



**NALCO reports 76% profit surge in Q1FY'25 driven by lower costs, higher aluminium prices**

2024-08-12

[READ MORE](#)



### Non-ferrous updates: 12-08-2024

Commodity	LME 3M (\$/t)	%Change	LME Stocks (t)	%Change	MCX (INR/t)	%Change	SHFE (RMB/t)	%Change
Aluminium	2,301	+1.19%	9,07,450	-0.38%	2,15,000	+0.37%	19,080	+0.87%
Nickel	16,150	+0.04%	1,12,404	+0.71%	13,75,700	+3.44%	1,29,590	+1.27%
Copper	8,866	+0.82%	2,96,400	+0.67%	7,78,000	+0.19%	71,420	+0.68%
Zinc	2,736	+3.40%	2,39,925	-0.87%	2,58,000	+0.27%	22,395	+2.35%
Lead	2,038	+3.72%	2,12,850	-0.46%	1,87,000	+0.40%	17,680	+2.02%

% Change d-o-d basis | Source: LME, MCX, SHFE

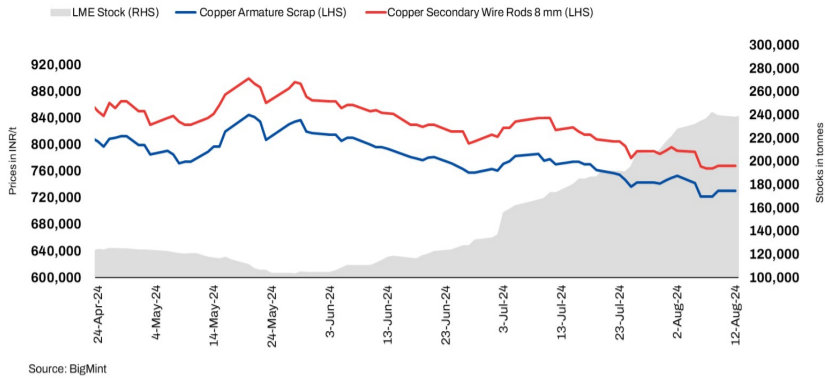
**Base metals prices on LME remain positive, stocks witness mixed trends**

2024-08-12

[READ MORE](#)



### India: Copper price trend ex-Delhi

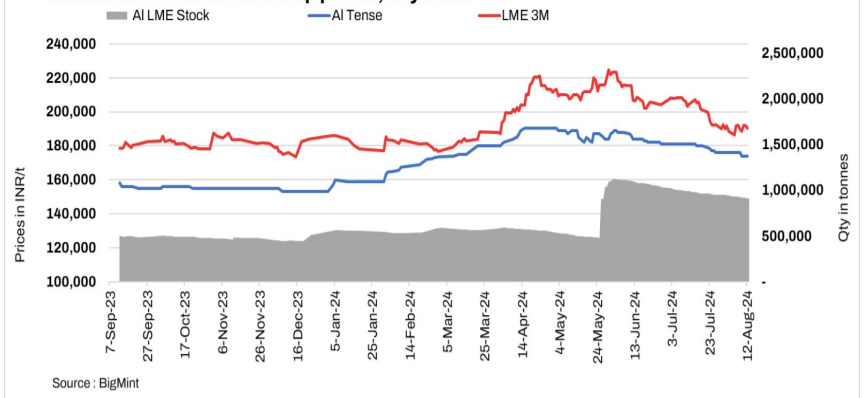


**India: Domestic copper prices remain range-bound**

2024-08-12 18:21:22

[READ MORE](#)

### India: Aluminium tense scrap prices, exy Delhi



**India: Aluminium scrap prices remain range-bound d-o-d**

2024-08-12 17:57:41

[READ MORE](#)

# India: BigMint's billet index inches up by INR 100/t amid modest buying d-o-d - 12 Aug

12 Aug 2024

BigMint's billet index increased by INR 100/tonne (t), reaching INR 38,400/t exw-Raipur on 12 August 2024.

Although the index showed a slight uptick, overall market sentiment remained cautious. Participants were hesitant to book materials at higher prices due to weak sales in the finished steel segment. This cautious stance resulted in only modest buying activity in the semi-finished steel market throughout the day. Approximately 1,500 t of deals were recorded today, compared to 1,700 t on 9 August.

In Raipur, rebar prices rose by INR 100/t, with 350 t traded. Wire rod prices also increased by INR 200/t, with 1,300 t of deals recorded. Additionally, sponge iron prices in Raipur saw a modest rise of INR 50/t today.

The conversion spread from sponge iron (PDRI) to billets for standalone furnaces in the region was recorded at INR 14,050/t.

### Rationale -

This index has been derived based on transactions, offers, bids and indicative price data sets. Transactions are considered as T1 and given a weightage of 50% whereas other data sets are considered as T2 and given a weightage of

the balance 50%.

- **Transactions (T1)** - Four trade at INR 38,300-38,500/t was recorded between 2:30 pm and 5:30 pm during the BigMint trading window and was considered for the final price calculation as T1 input. The average price of these transactions was INR 38,393/t, which was assigned a 50% weight in the final price calculation.
- **Other price indicators - bids/offers/indicative (T2)** - Eight offers were reported during the trading window and considered as T2 inputs. The average price of these eight offers was INR 38,383/t, which was assigned a 50% weight in the final price calculation.

The final price of billets exw-Raipur was at INR 38,388/t, rounded off to INR 38,400/t exw.

From BigMint Team - While it would be our earnest endeavour, at BigMint, to bring about transparent and unbiased price index reporting, we would request all our readers and subscribers for their feedback and if they could participate in the reporting of more transactions.

For detailed methodology - [click here](#)

India Domestic Raipur Billet Trade Updates - 12 Aug'24							BIGMINT	
Participant	Industry Type	Trade Type	*Price (INR/t)	Delivery	Time of Deal/Call	Data Set	Outlier	
P1	Trader	Indicative	38,500	FOR	11:40	T2	Yes	
P2	Seller	Offer	38,250	EXW	11:56	T2	Yes	
P3	Seller	Indicative	38,400	FOR	12:49	T2	Yes	
P4	Seller	Offer	38,200	EXW	12:53	T2	Yes	
P5	Seller	Offer	38,200	EXW	13:08	T2	Yes	
P6	Seller	Offer	38,450	EXW	14:26	T2	Yes	
P7	Trader	Indicative	38,400	EXW	15:15	T2	No	
P8	Buyer	Indicative	38,400	EXW	15:17	T2	No	
P9	Seller	Indicative	38,400	FOR	16:24	T2	No	
P10	Trader	Offer	38,500	EXW	16:31	T2	No	
P11	Seller	Offer	38,700	EXW	16:45	T2	Yes	
P12	Trader	Offer	38,300	EXW	16:50	T2	No	
P13	Trader	Trade	38,500	EXW	16:53	T2	No	
P14	Seller	Indicative	38,300	EXW	17:05	T1	No	
P15	Trader	Trade	38,300	EXW	17:25	T1	No	
P16	Trader	Trade	38,400	EXW	17:25	T1	No	
P17	Trader	Trade	38,350	FOR	17:29	T1	No	

T1 - Trade, T2 - Offer/Bid/Indicative, \*Normalized price as per methodology

## India Domestic Billet Price Index EXW Raipur

- Credible & Transparent Prices
- Robust Methodology & Rationale
- IOSCO Compliance
- Independent View of the Market
- Enabling Informed Conversations & Negotiations

## Global Prices

### Global Prices - Region Wise

























Commodity	Particular	Grade/Size	Price	Change	W-O-W	1M	3M
<b>China</b>							
<i>Export</i>							
Billet	FOB China	125*125, BF Grade	NA	NA	NA	NA	NA
TMT (Re-Bar)	FOB China	Commerical	NA	NA	NA	NA	NA
Wire Rod	FOB China	5.5mm	NA	NA	NA	NA	NA
HRC	FOB China	2.5mm	\$495	0	0	-15	-50
CRC	FOB China	0.90 mm	\$555	-5	-5	-15	-60
<i>Import</i>							
Iron Ore	CNF China	Lumps Fe 64/63%, South Africa	\$102	+2	-2	-7	-17
Iron Ore	CNF China	Fines Fe 62%, Australia	\$99	0	-5	-10	-20
Pellets	CNF China	6-20mm, BF Grade	\$123	+4	+4	-6	-8
Coking Coal	CNF China	Premium HCC, Australia	NA	NA	NA	NA	NA
Mill Scale	CNF China	70/68%	NA	NA	NA	NA	NA
FeCr	CNF China	HC 60%	¢95.5/lb	-0.5	-0.5	-2.5	-3.5
Mn Ore	CNF China	Mn 46% Lumps, Australia	NA	NA	NA	NA	NA
Mn Ore	CNF China	Mn 38%, South Africa	NA	NA	NA	NA	NA
<b>CIS Nations</b>							
<i>Export</i>							
Billet	FOB Black Sea	125*125, BF Grade	\$485	0	-5	-15	-20
Slabs	FOB Black Sea	Commercial	NA	NA	NA	NA	NA
Pig Iron	FOB Black Sea	Steel Grade	\$392	-13	-13	-23	-18
TMT (Re-Bar)	FOB Black Sea	Commercial	NA	NA	NA	NA	NA
HRC	FOB Black Sea	2.5mm	\$530	-13	-13	-15	-32
CRC	FOB Black Sea	0.90mm	\$620	-15	-15	-17	-35
<b>Japan/Korea</b>							
<i>Export</i>							
HRC	FOB Korea	2.5mm	\$550	-20	NA	NA	NA
<i>Import</i>							
FeCr	CNF Japan	HC 60%	¢100/lb	-1	-1	-3.5	-8

Note:- W-O-W: Week On Week, 1M: Change over last month, 3M: Change over last 3 months, All prices are weekly assessment, Iron Ore are daily assessment





Commodity	Particular	Grade/Size	Price	Change	W-O-W	1M	3M
<b>India</b>							
<i>Export</i>							
Iron Ore	FOB India	Fines, Fe 58/57%	\$55.5	-1.5	-3	-4.5	-9.5
Billet	FOB India	150*150mm	\$490	0	0	NA	NA
Pig Iron	FOB India	Steel Grade	NA	NA	NA	NA	NA
HRC	FOB India	2.5mm	\$560	0	NA	NA	NA
CRC	FOB India	0.9mm	\$675	0	0	-5	-25
SiMn	FOB India	60/14%	\$828	-2	-9.4	-29.4	-275.6
FeMn	FOB India	HC 75%	\$1,000	+10	-4.2	-25.4	-203.4
FeSi	FOB Bhutan	70-75%	\$1,130	0	0	-85	-160
<i>Import</i>							
Iron Ore	CNF India	Lumps Fe 64%, South Africa	NA	NA	NA	NA	NA
Scrap	CNF India	HMS 1&2 ,Middle East	NA	NA	NA	NA	NA
Scrap	CNF India	Shredded, Europe	\$412	-3	-4.2	-3.2	-6.4
Coking Coal	CNF India	Premium HCC, Australia	\$227	-3	-3.4	-26	-30.4
Non-Coking Coal	CNF India	RB2 5500 NAR, South Africa	NA	NA	NA	NA	NA
Met Coke	CNF India	62%, China	NA	NA	NA	NA	NA
Pellets	CNF India	6-20mm, BF Grade	NA	NA	NA	NA	NA
Wire Rod	CNF India	5.5mm, China	NA	NA	NA	NA	NA
HRC	CNF India	2.5mm, China	\$535	0	0	-15	-30
HRC	CNF India	2.5mm, Korea	\$570	-30	NA	NA	NA
CRC	CNF India	0.90mm, China	\$575	-5	-5	-15	-60
HR Plate	CNF India	A 36	NA	NA	NA	NA	NA
Mn Ore	CNF India	Mn 38%, South Africa	NA	NA	NA	NA	NA
<b>Europe &amp; US</b>							
<i>Export</i>							
Pig Iron	FOB Brazil	Steel Grade	\$442	0	0	-3	-8
<i>Import</i>							
Scrap	CFR Turkey	HMS (80:20), US	\$377	-4	-7.4	-13.8	-2.6
HRC	CIF Europe	2.5mm	NA	NA	NA	NA	NA
<b>Middle East &amp; Africa</b>							
<i>Export</i>							
Iron Ore	FoB South Africa	Lumps, Fe 64/63%	NA	NA	NA	NA	NA
Non Coking Coal	FoB South Africa	RB2 5500 NAR	NA	NA	NA	NA	NA
<i>Import</i>							
Billet	CNF Dubai	125*125, China	NA	NA	NA	NA	NA
HRC	CNF Dubai	2.5mm, China	\$540	0	0	-15	-35

Note:- W-O-W: Week On Week, 1M: Change over last month, 3M: Change over last 3 months, All prices are weekly assessment, Iron Ore are daily assessment

## LIVE TENDERS

COMPANY	TYPE	GRADE	QUANTITY	EXPIRY DATE	LOCATION	VIEW
<b>Aluminium</b>						
Yantra India Limited	Buy	Primary Aluminum Ingot	70 MT	17 Aug, 2024	 Nagpur, Maharashtra, India	<a href="#">VIEW</a>
<b>Bauxite</b>						
OMC	Sell	Gibbsitic Bauxite	300,000 MT	22 Aug, 2024	 Bhubaneswar, Odisha, India	<a href="#">VIEW</a>
<b>Billet/Ingot/Slab</b>						
RINL	Sell	Billet 90x90 C20mm Gr A	20,000 MT	13 Aug, 2024	 Visakhapatnam, Andhra Pradesh, India	<a href="#">VIEW</a>
RINL	Sell	Bloom	864 MT	14 Aug, 2024	 Visakhapatnam, Andhra Pradesh, India	<a href="#">VIEW</a>
RINL	Sell	Bloom	910 MT	14 Aug, 2024	 Visakhapatnam, Andhra Pradesh, India	<a href="#">VIEW</a>
RINL	Sell	Bloom	721 MT	14 Aug, 2024	 Visakhapatnam, Andhra Pradesh, India	<a href="#">VIEW</a>
<b>Ferro Manganese</b>						
Arcelor Mittal	Buy	Ferro Manganese-Medium Carbon	500 MT	16 Aug, 2024	 Hazira, Gujarat, India	<a href="#">VIEW</a>
<b>Fines/Lumps</b>						
ResourcesPelletsConcentratesPrivateLimited	Sell	Iron Ore Fines	8,000 MT	13 Aug, 2024	 Bellary, Karnataka, India	<a href="#">VIEW</a>
RINL	Buy	Iron Ore Lumps	300,000 MT	14 Aug, 2024	 Vishakhapatnam, Andhra Pradesh, India	<a href="#">VIEW</a>
RINL	Buy	Iron Ore Fines	360,000 MT	14 Aug, 2024	 Vishakhapatnam, Andhra Pradesh, India	<a href="#">VIEW</a>
Karnataka State Minerals Corporation Limited	Sell	Iron Ore Lumps	261,202 MT	14 Aug, 2024	 Bellary, Karnataka, India	<a href="#">VIEW</a>
Karnataka State Minerals Corporation Limited	Sell	Iron Ore Fines	204,000 MT	17 Aug, 2024	 Bellary, Karnataka, India	<a href="#">VIEW</a>
Sri Kumaraswamy Mineral Exports Private Limited	Sell	Iron Ore Fines & Lumps	52,000 MT	13 Aug, 2024	 Bellary, Karnataka, India	<a href="#">VIEW</a>
OMDC	Sell	Iron Ore Fines & Lumps	12,023 MT	13 Aug, 2024	 Keonjhar, Odisha, India	<a href="#">VIEW</a>
NMDC	Sell	Iron Ore Fines & Lumps	64,500 MT	16 Aug, 2024	 Dantewada, Chattisgarh, India	<a href="#">VIEW</a>
NMDC	Sell	Iron Ore-B ROM Fe:65.5%	43,000 MT	16 Aug, 2024	 Dantewada, Chattisgarh, India	<a href="#">VIEW</a>
NMDC	Sell	Iron Ore Lumps Fe:65.5%	6,000 MT	16 Aug, 2024	 Bachel, Chattisgarh, India	<a href="#">VIEW</a>
Vedanta Limited	Sell	Iron Ore Lumps	20,000 MT	14 Aug, 2024	 Chitradurga, Karnataka, India	<a href="#">VIEW</a>
<b>Melting Scrap</b>						
HPCLMittalEnergyLimited	Sell	Melting Scrap	1,000 MT	20 Aug, 2024	 Bathinda, Punjab, India	<a href="#">VIEW</a>
BelriseIndustriesLimited	Sell	Melting Scrap	200 MT	16 Aug, 2024	 Halol, Gujarat, India	<a href="#">VIEW</a>
<b>Non Coking</b>						
Minas de Benga Lda	Services	Non Coking Coal	1 Nos	16 Sep, 2024	 Maputo, Mozambique	<a href="#">VIEW</a>
ODISHA COAL AND POWER LIMITED	Sell	Non Coking Coal G14	3,000,000 MT	23 Aug, 2024	 Sundargarh, Odisha, India	<a href="#">VIEW</a>
<b>Pig Iron</b>						
NALCO	Buy	Pig Iron	1,600 MT	24 Aug, 2024	 Bhubaneswar, Odisha, India	<a href="#">VIEW</a>
SAIL	Sell	Pig Iron	2,000 MT	16 Aug, 2024	 Rourkela, Odisha, India	<a href="#">VIEW</a>
<b>Stainless Steel</b>						



COMPANY	TYPE	GRADE	QUANTITY	EXPIRY DATE	LOCATION	VIEW
BHEL	Buy	Stainless Steel Plates	148 MT	20 Aug, 2024	 Haridwar, Uttarakhand, India	<a href="#">VIEW</a>
<b>Used Plants And Machines</b>						
AssamIndustrialDevelopmentCorporationLimited	Sell	Used Plant & Machines	1 Nos	20 Sep, 2024	 Guwahati, Assam, India	<a href="#">VIEW</a>
<b>Zinc</b>						
ISWP	Sell	Zinc Ash	46 MT	14 Aug, 2024	 Jamshedpur, Jharkhand, India	<a href="#">VIEW</a>
TATA Steel	Sell	Zinc Ash & Dross	43 MT	13 Aug, 2024	 Angul, Odisha, India	<a href="#">VIEW</a>

[View All](#)



Formerly SteelMint / CoalMint

**Contact:**

[info@bigmint.co](mailto:info@bigmint.co)

+91 97700 56666

**Disclaimer:** BigMint has taken due care and caution in compilation of content. Information is just for reference not intended for trading purpose or to address your particular requirement. The content includes facts, views and opinions are of individuals and not that of the BigMint management. We and our content licensors do not guarantee or warrant the accuracy, completeness or timeliness of, or otherwise endorse these views, and opinions. BigMint and its affiliates, or their employees, directors or agents shall not be liable or responsible for any loss or costs or any action whatsoever arising out of use or relying on the spot prices disseminated.