



**BIGMINT**

Formerly SteelMint / CoalMint

Issue 1394,

# Daily Steel Report

## HIGHLIGHTS

13 Feb 2025, Thu

[Intel & Insights](#)

---

[Snap Shot - Global Prices \(USD/MT\)](#)

---

[Snap Shot - Indian Domestic Prices \(INR/MT\)](#)

---

[Iron Ore](#)

---

[Coal](#)

---

[Scrap & Metallics](#)

---

[Steel](#)

---

[Ferro Alloy](#)

---

[Non Ferrous](#)

---

[India Domestic Billet Index](#)

---

[Global Prices - Region Wise](#)

---

[Live Tenders](#)

---

## INDIA

### Iron Ore

- [Dry bulk iron ore freights rise w-o-w post-Lunar New Year holidays](#) [READ MORE >](#)
- [India: Pellet export prices remain stable w-o-w](#) [READ MORE >](#)
- [India: Iron ore concentrate tags remain flat w-o-w; market awaits NMDC, OMC price announcements](#) [READ MORE >](#)
- [BigMint's daily trade sheet - 11 Feb'25](#) [READ MORE >](#)
- [Global iron ore exports up marginal 2% in CY'24; miners likely to keep supplies robust](#) [READ MORE >](#)

### Coal

- [India: South African portside thermal coal prices hold steady w-o-w despite sluggish demand](#) [READ MORE >](#)

### Scrap & Metallics

- [India: Mill scale prices remains largely stable in key markets](#) [READ MORE >](#)
- [India: Sponge iron prices fluctuate amid moderate sentiments - 12 Feb](#) [READ MORE >](#)
- [South Asia: Imported ferrous scrap markets see mixed trend d-o-d, offers edge up despite limited activity](#) [READ MORE >](#)
- [India: BigMint's scrap index declines by INR 200/t in muted steel market](#) [READ MORE >](#)
- [India: Automaker's CR Busheling scrap auction sees price drop of INR 400/t m-o-m](#) [READ MORE >](#)

### Steel

- [India: BigMint's billet index falls INR 200/t d-o-d - 12 Feb](#) [READ MORE >](#)
- [Indian DRI, billet, rebar update - 12 Feb](#) [READ MORE >](#)
- [India's brand-wise rebar offers from BF and IF route mills - 12 Feb](#) [READ MORE >](#)
- [India: DGTR to hold oral hearing for AD investigation into Vietnamese flat steel imports](#) [READ MORE >](#)
- [India: ESL hikes rebar prices by INR 1,500/t \(\\$17/t\)](#) [READ MORE >](#)

### Ferro Alloy

- [India: Domestic silico manganese prices gain w-o-w amid uptrend in export market](#) [READ MORE >](#)
- [India: Ferro vanadium prices rise w-o-w amid tight supply](#) [READ MORE >](#)

### Non Ferrous

- [India: NALCO reports strong financial results in Q3FY'25](#) [READ MORE >](#)
- [India: Balco trims aluminium P1020 ingot prices by INR 3,000/t \(\\$34/t\)](#) [READ MORE >](#)
- [India: Major automaker raises ADC12 settlement prices for Mar'25 amid raw material shortage](#) [READ MORE >](#)
- [Base metals prices on LME show negative trends](#) [READ MORE >](#)

### Stainless Steel

- [India: Stainless steel prices fall w-o-w amid tepid demand, concerns over US tariffs](#) [READ MORE >](#)

### Ship Breaking

- [India: Melting scrap prices inch down by INR 200/t d-o-d in Alang](#) [READ MORE >](#)

## CHINA

- [China: Iron ore spot prices fall by \\$1/t d-o-d amid downtrend in steel market](#) [READ MORE >](#)
- [China: Steel billet prices inch up by RMB 10/t \(\\$1/t\) d-o-d](#) [READ MORE >](#)
- [China: Shagang Steel rolls over rebar prices for mid-Feb'25 sales](#) [READ MORE >](#)

## SOUTH ASIA

Bangladesh: Imported scrap prices up \$3/t w-o-w amid supply crunch

[READ MORE >](#)

## SOUTH EAST ASIA

Vietnam: Formosa Ha Tinh reduces HRC offers for Mar'25 sales

[READ MORE >](#)

## FAR EAST ASIA

Japan: Kanto tender bids drop \$10/t m-o-m, H2 export offers slide \$3/t amid limited market activity

[READ MORE >](#)

Taiwan's Feng Hsin holds rebar prices, lifts scrap prices by \$9/t

[READ MORE >](#)

Japan: Kanto H2 scrap export tender sees drop of \$10/t m-o-m in Feb'25

[READ MORE >](#)

## MEA (MIDDLE EAST AFRICA)

Iran: Domestic billet prices remain stable; rebar rises on market optimism

[READ MORE >](#)

# Japan: Kanto tender bids drop \$10/t m-o-m, H2 export offers slide \$3/t amid limited market activity

Feb 12, 2025 18:17

Tags rise in Vietnam, SK amid strong demand Slow construction activity limits buying in B'desh Japanese H2 scrap export offers declined w-o-w amid sluggish activity as buyers made a slow return from their holidays. Seaborne

demand remained weak, with buyers waiting for price cues from China's post-holiday market. Persistent port congestion in Japan delayed shipments, shifting some February orders to March. BigMint's latest assessme

Continued

## SNAP SHOT - GLOBAL PRICES (USD/MT)

Commodity	Particular	Size,Grade	As on	Price	Change	1M	3M
Iron Ore Fines <sup>1</sup>	China Imports	Fines, Fe 62%	12 Feb   11.25 IST	\$107	-2	+6	+5
Iron Ore <sup>1</sup>	Indian Imports	Lumps, Fe 64%	12 Feb   17.36 IST	\$116	+2	+7.5	+5.5
Pellets ( Brazil ) <sup>2</sup>	China Imports	6-20 mm, Fe 65%	12 Feb   12.59 IST	\$128	+2	+5	+4
Pellets ( India ) <sup>2</sup>	China Imports	6-20 mm, Fe 63%	12 Feb   17.48 IST	\$115	+1.5	+5	+6.5
Coking <sup>2</sup>	Australia Exports	Premium HCC	12 Feb   12.05 IST	\$189	+1	-4.4	-15.6
Non Coking <sup>2</sup>	India Imports	RB2 , S.Africa	12 Feb   13.47 IST	\$94	0	+0.5	-9.4
Graphite Electrode <sup>2</sup>	China Exports	600mm, UHP	10 Feb   11.31 IST	15,950 RMB/t	0	0	0
Scrap <sup>2</sup>	India Imports	Shredded	12 Feb   18.13 IST	\$375	+2	-0.2	-12.4
Scrap <sup>2</sup>	Turkey Imports	HMS 80:20	12 Feb   18.13 IST	\$358	+2	+20.8	+7.8
Scrap <sup>2</sup>	Pakistan Imports	Shredded	12 Feb   18.13 IST	\$385	-1	+3	-4.4
Scrap <sup>2</sup>	Bangladesh Imports	Shredded	12 Feb   18.13 IST	\$388	+3	+2.8	-1.8
Scrap ( Ship Breaking ) <sup>2</sup>	India Imports	Containers	11 Feb   12.22 IST	\$470	-5	-15	-20
Billet <sup>2</sup>	India Exports	150*150, 3SP/4SP	03 Jan   18.18 IST	\$450	-10	-10	NA
Billet <sup>2</sup>	Russia Exports	130*130, 3SP	07 Feb   18.34 IST	\$432	0	-13	-35
Billet <sup>2</sup>	Iran Exports	130*130, 3SP	07 Feb   18.34 IST	\$420	-3	-24	-45
Billet <sup>2</sup>	Philippines Import	150*150, 3SP	07 Feb   18.31 IST	\$460	+5	+5	-25
Sponge Iron <sup>2</sup>	India Exports	-	-	-	-	-	-
Pig Iron <sup>2</sup>	Russia Exports	Steel Grade	08 Feb   14.30 IST	\$323	0	+5	-12
HRC <sup>2</sup>	China Exports	3-12mm, SS400	11 Feb   18.34 IST	\$470	-5	+15	-15
Wire Rod <sup>2</sup>	Nepal Import	5.5-6.0mm, Commercial Grade	08 Feb   13.15 IST	\$520	+10	+10	-15
HRC <sup>2</sup>	India Exports	2.5 mm, SAE1006	11 Feb   18.34 IST	\$505	0	NA	NA
HRC <sup>2</sup>	South Korea Exports	1.6-2.5mm, SAE 1006	10 Dec   18.47 IST	\$505	0	+5	+5
HRC ( China ) <sup>2</sup>	Vietnam Imports	2-3mm, SAE 1006	11 Feb   18.35 IST	\$485	0	+5	-30
HRC ( China ) <sup>2</sup>	Dubai Imports	2-3mm, SAE 1006	11 Feb   18.35 IST	\$485	0	+5	-30
CRC <sup>2</sup>	India Exports	0.9 mm, IS 513 Gr.O	12 Feb   18.45 IST	\$600	-10	-15	-35
CRC <sup>2</sup>	China Exports	0.90mm, SPCC	12 Feb   18.45 IST	\$545	0	+5	-15
HR Plate <sup>2</sup>	China Exports	5-10mm, SS 400	12 Feb   18.40 IST	\$485	0	0	-25
GP <sup>2</sup>	China Exports	DX51D+z80, Width 1,000-1,500 mm, thickness 0.5-2mm	06 Feb   17.43 IST	\$570	0	-5	-20
Silico Manganese <sup>2</sup>	India Exports	25-150 mm, HC 65-16	12 Feb   18.50 IST	\$965	+2	+29.8	+79.4
Ferro Chrome <sup>2</sup>	China Import	10-150mm, HC 60%	12 Feb   10.29 IST	¢79 /lb	+3	+3	-11
Manganese Ore <sup>2</sup>	India Imports	Lumps, Mn 37%,	08 Feb   10.33 IST	\$4.57 /dmtu	+0.2	+0.45	+0.57
Ferro Manganese <sup>2</sup>	India Exports	25-150 mm, HC 75%	12 Feb   18.51 IST	\$971	+9	+30.2	+81
Ferro Silicon <sup>2</sup>	Bhutan Exports	10-50 mm, FeSi 70%	10 Feb   18.54 IST	\$1,210	-35	-50	-120

1-Daily Assessment, 2-Weekly Assessment, 3-Monthly Assessment, W-O-W:Week On Week, 1M: Change over last month, 3M: Change over last 3 months

## India: Stainless steel prices fall w-o-w amid tepid demand, concerns over US tariffs

Buying slows down amid ample stocks Budget fails to boost trade momentum In India's stainless steel finished segment, flats prices remained range-bound w-o-w, while longs dropped w-o-w amid tepid demand. Although market participants

had anticipated an improvement following the Budget, it failed to materialise. Another major update for the industry came on Monday, when US President Donald Trump raised tariffs on steel and aluminium imports to a flat 25%, re

*Continued*

### SNAP SHOT - INDIAN DOMESTIC PRICES (INR/MT)

Commodity	Particular	Size, Grade	As on	Price	Change	1M	3M
Fines/lumps <sup>2</sup>	Iron Ore Index	5-18 mm, Fe 63%, DR Grade	08 Feb   14.11 IST	7,000	0	-150	-100
Fines/lumps <sup>2</sup>	Iron Ore Index	0-10 mm, Fe 63%	08 Feb   14.11 IST	5,100	-100	-500	-550
Iron Ore <sup>3</sup>	NMDC	6-40 mm, Fe 65.5%	09 Jan   10.59 IST	6,000	NA	NA	-50
Iron Ore <sup>3</sup>	NMDC	0-10 mm, Fe 64%	09 Jan   10.59 IST	5,060	NA	NA	-150
Pellets <sup>2</sup>	Raipur	6-20 mm, Fe 63%,	11 Feb   18.29 IST	9,800	0	+400	+500
Pellets <sup>2</sup>	Bellary	6-20 mm, Fe 63%	11 Feb   18.29 IST	10,900	+50	+100	+650
Met Coke <sup>2</sup>	Ex-India (East)	25-90 mm, Blast Furnace-grade	12 Feb   14.23 IST	34,000	0	+1,200	+1,300
Graphite Electrode <sup>3</sup>	Ex-India	600mm, UHP	31 Jan   20.21 IST	259,000	0	0	-76,000
Mill Scale <sup>2</sup>	FoR-Kandla	Fines, Fe 70/68%	12 Feb   18.08 IST	7,350	+100	+250	+400
Hms <sup>1</sup>	Ex-Mumbai	HMS	12 Feb   17.37 IST	32,400	0	+400	-100
Hms <sup>1</sup>	Ex-Alang	HMS	12 Feb   17.37 IST	33,000	-200	0	-1,500
Pig Iron <sup>1</sup>	Ex-Durgapur	Steel Grade	12 Feb   17.19 IST	32,500	0	-850	-1,850
Pig Iron <sup>1</sup>	Ex-Ludhiana, Foundary	Foundry Grade	12 Feb   13.07 IST	38,800	0	+300	-2,000
Sponge Pellet <sup>1</sup>	Ex-Raipur	Lumps, FeM 80%, +/-1	12 Feb   17.29 IST	25,000	0	+700	-200
Billet <sup>1</sup>	Ex-Mumbai	100x100mm, IS 2831	12 Feb   17.50 IST	42,400	-300	+300	+100
Billet <sup>1</sup>	Ex-Raipur	100x100mm, IS 2831	12 Feb   17.50 IST	39,300	-200	+450	+250
TMT (Re-Bar) Secondary mills <sup>1</sup>	Ex-Mumbai	12-25mm, IF Route, Fe 500, IS 1786	12 Feb   13.37 IST	47,700	+100	+700	+200
TMT (Re-Bar) Secondary mills <sup>1</sup>	Ex-Delhi/NCR	12-25mm, IF Route, Fe 500, IS 1786	12 Feb   13.37 IST	46,700	0	+1,700	+1,400
TMT (Re-Bar) <sup>2</sup>	Ex-Mumbai	12-32mm, BF Route, IS 1786 Fe 500D	07 Feb   17.32 IST	52,700	+500	+200	-2,100
Structure <sup>1</sup>	Ex-Mumbai	40x40 Angle, IF Route, IS 2062/2011 E-250 Gr A	12 Feb   11.05 IST	49,100	0	+300	-400
Wire Rod <sup>1</sup>	Ex-Raipur	5.5 mm, SWRY 14 LC Gr 3, Induction route	12 Feb   17.14 IST	43,200	-300	+400	+500
HRC <sup>2</sup>	Ex-Delhi	2.5-8mm / CTL, IS2062, Gr E250 Br.	11 Feb   18.03 IST	47,300	-200	+150	-250
HRC <sup>2</sup>	Ex-Mumbai	2.5-8mm / CTL, IS2062, Gr E250 Br.	11 Feb   18.03 IST	48,500	0	+2,000	+450
CRC <sup>2</sup>	Ex-Delhi	0.90mm / CTL, IS 513, CR1	11 Feb   18.07 IST	53,800	0	+100	-1,450
CRC <sup>2</sup>	Ex-Mumbai	0.90mm / CTL, IS 513, CR1	11 Feb   18.07 IST	53,700	0	+150	-1,000
HR Plate <sup>2</sup>	Ex-Mumbai	5-10mm, Gr E250 Br.	12 Feb   18.12 IST	49,000	0	+500	0
GP <sup>2</sup>	Ex-Mumbai	0.8mm / CTL, 120 GSM, IS277	06 Feb   18.29 IST	57,600	-300	0	-700
Silico Manganese <sup>2</sup>	Ex-Raipur	25-150 mm, HC 60-14	12 Feb   18.46 IST	73,300	+200	+3,200	+7,820
Ferro Manganese <sup>2</sup>	Ex-Raipur	25-150 mm, HC 70%	12 Feb   18.48 IST	75,500	+300	+1,740	+8,660
Ferro Chrome <sup>2</sup>	Ex-Jajpur	10-150mm, HC 60%, Si- 4%	12 Feb   10.46 IST	98,500	+1,200	-450	-10,100
Manganese Ore <sup>2</sup>	Ex Balaghat, MOIL	Lumps, Mn 37%, Fe 7.5%	01 Feb   11.23 IST	15,660	+1,187	+1,187	NA
Chrome Ore <sup>2</sup>	Ex-Odisha OMC, E-auction	Lumps, Friable 48-50%	17 Jan   19.29 IST	23,623	+3,072	+3,072	NA

\*Basic Price GST @ 18% extra

1-Daily Assessment, 2-Weekly Assessment, 3-Monthly Assessment, W-O-W: Week On Week, 1M: Change over last month, 3M: Change over last 3 months

## Iron Ore

### Iron Ore (India)

Particular/Delivery	Size/Grade	Delivery	As On	Price	Change	1M	3M
Indian prices (in INR/MT)							
Odisha Iron Ore Index	5-18 mm, Fe 63%, DR Grade	Ex-mines	08 Feb   14.11 IST	7,000	0	-150	-100
	10-30mm, Fe 63%, BF Grade	Ex-mines	08 Feb   14.11 IST	6,400	0	0	+50
	0-10 mm, Fe 63%	Ex-mines	08 Feb   14.11 IST	5,100	-100	-500	-550
	0-10mm, Fe 60%	Ex-mines	08 Feb   14.11 IST	4,350	0	-200	-450
	0-5mm, Fe 57%	Ex-mines	06 Feb   18.30 IST	3,250	-50	-150	-350
	5-18 mm, Lumps, Fe 60%	Ex-mines	08 Feb   14.11 IST	6,050	0	-250	-300
	10-30 mm, lumps, Fe 60%	Ex-mines	08 Feb   14.11 IST	5,550	0	-250	-100
	0-10mm, Fe 62%	Ex-mines	08 Feb   14.11 IST	4,800	-100	-400	-550
OMC Daitari	0 -5 mm, Fe 62-64%	Ex-Mines	17 Jan   12.18 IST	5,000	-400	-400	-750
	10-40 mm, Fe 62%	Ex-Mines	17 Jan   12.18 IST	6,000	-700	-700	-760
OMC Kurmitar (Koira)	0 -5 mm, Fe 62-60%	Ex-Mines	17 Jan   12.18 IST	4,300	-550	-550	-1,050
	10-40 mm, Fe 62%	Ex-Mines	17 Jan   12.18 IST	6,250	-450	-450	-450
OMC Gandhamardan	0 -5 mm, Fe 62-60%	Ex-Mines	17 Jan   12.18 IST	4,250	-350	-350	-650
	10-40 mm, Fe 62%	Ex-Mines	17 Jan   12.18 IST	5,900	-350	-350	-50
OMC Guali	Fines -5 mm, Fe 60-62%	Ex-mines	17 Jan   12.18 IST	4,700	0	0	-750
	5-18 mm, Fe 62%	Ex-mines	17 Jan   12.18 IST	6,105	-400	-400	-550
OMC Jilling	Fines -5 mm, Fe 60-62%	Ex-mines	17 Jan   12.18 IST	4,900	+50	+50	-600
	5-18 mm, Fe 62%	Ex-mines	17 Jan   12.18 IST	8,100	+350	+350	+650
NMDC, Chhattisgarh	0 -10 mm, Fe 64%	F.O.R Siding	09 Jan   10.59 IST	5,060	NA	NA	-150
	10-40 mm, Fe 67%, DR CLO	F.O.R Siding	09 Jan   10.59 IST	7,070	NA	NA	0
	10-150 mm, Fe 65.5%	F.O.R Siding	09 Jan   10.59 IST	5,870	NA	NA	-100
	6-40 mm, Fe 65.5%	F.O.R Siding	09 Jan   10.59 IST	6,000	NA	NA	-50
Chandrapur, Maharashtra	5-18 mm, Fe 63%	FOR Chandrapur	31 Jan   16.08 IST	9,250	0	0	-500
	0-10mm, Fe 63%	FoR Ballarshah	31 Jan   16.08 IST	5,300	0	-300	-700
Ex-Bellary	0-10 mm, Fe 62%	Ex-Mines	06 Feb   17.49 IST	4,800	0	-150	-350
	0-10 mm, Fe 57%	Ex-Mines	06 Feb   17.49 IST	2,900	0	-50	-200
Karnataka e-auction	Lumps 10-40mm, Fe 63%	Ex-Mines	31 Dec   12.41 IST	4,600	-400	-400	+200
	Fines 0 -5 mm, Fe 60%	Ex-Mines	31 Dec   12.41 IST	3,600	-300	-300	+200

### Pellets (India)

Indian prices (in INR/MT)							
Ex-Barbil	6-20 mm, Fe 63%, (+/- 0.5%)	FOR Siding	11 Feb   18.29 IST	8,300	0	+400	+100
Ex-Durgapur	6-20 mm, Fe 63%, (+/- 0.5%)	Ex-Works	11 Feb   18.29 IST	9,300	0	+50	-350
Ex-Jamshedpur	6-20 mm, Fe 63%	Ex-Works	11 Feb   18.29 IST	9,000	0	+500	+325
Ex-Jharsugda	6-20 mm, Fe 63%, (+/- 0.5%)	Ex-Works	11 Feb   18.29 IST	8,850	+150	+150	+100
Ex-Raipur	6-20 mm, Fe 63%, (+/- 0.5%)	Ex-Works	11 Feb   18.29 IST	9,800	0	+400	+500
Ex-Kandla	6-20 mm, Fe 64/63%	DAP	11 Feb   18.29 IST	11,300	0	+150	+400
Ex-Bellary	6-20 mm, Fe 63%	Ex-Works	11 Feb   18.29 IST	10,900	+50	+100	+650

Weekly Assessment, GST @ 5% extra., Barbil and Kandla - Prices Loaded to Wagons

### Concentrates (India)

Indian prices (in INR/MT)							
Ex-Jabalpur	-45 micron, Fe 63%	Ex-works	12 Feb   16.53 IST	4,600	0	0	-450

### Iron Ore (Global)

Global prices (in USD/MT)							
CNF China	Fines, Fe 61.5% (Australia Origin)	-	12 Feb   11.25 IST	\$105	-1	+6	+5
CNF China	Fines, Fe 62% (Australia Origin)	-	12 Feb   11.25 IST	\$107	-2	+6	+5
CNF China	Fines, Fe 62.5% (Brazil Origin)	-	12 Feb   12.58 IST	\$108	0	+7	+5
CNF China	Fines, Fines 63/62% (India origin)	-	12 Feb   12.58 IST	\$100	-1	+6	+3
CNF China	Lumps, Fe 64/63% (South Africa Origin)	-	12 Feb   12.58 IST	\$105	-1	+7	+3

<b>CNF China</b>	Lumps, USD/dmtu	-	12 Feb   11.25 IST	\$0.154	0	+ 0.012	+ 0.023
<b>CNF China</b>	Fines, Fe 55% (India Origin)	-	10 Feb   18.27 IST	\$73.5	+ 3	+ 5.5	+ 6.25
<b>CNF China</b>	Fines, Fe 56% (India Origin)	-	10 Feb   18.27 IST	\$76.5	+ 3	+ 5.5	+ 6.25
<b>CNF China</b>	Fines, Fe 57% (India origin)	-	10 Feb   18.27 IST	\$79.5	+ 3	+ 5.5	+ 6.25
<b>CNF India</b>	Lumps, Fe 64% (South Africa origin)	-	12 Feb   17.36 IST	\$116	+ 2	+ 7.5	+ 5.5
<b>FOB India</b>	Fines, Fe 57% (India origin)	-	10 Feb   18.28 IST	\$70.5	+ 2.5	+ 8	+ 10.5

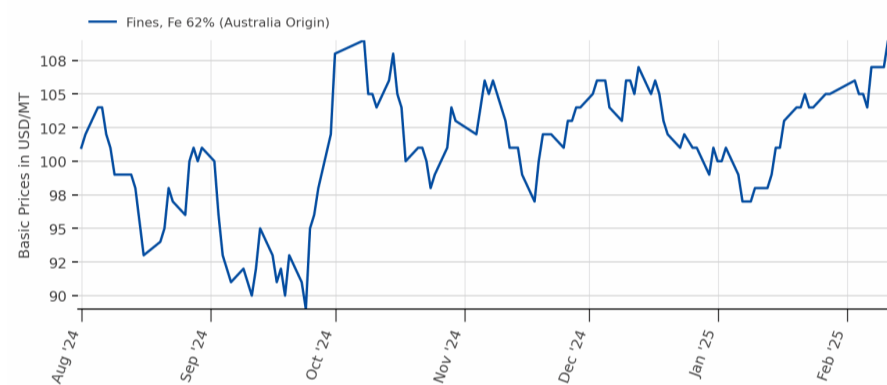
Prices on DMT basis (Daily Assessment) , India- Single Port Loading , FOB prices including demurrage , June to November: Moisture@ 10% , December to May: Moisture@ 8% , Or, actual moisture as per cargo certificate submitted by shipper to be adjusted

## Pellets (Global)

Global prices (in USD/MT)							
<b>CNF China</b>	6-20 mm, Fe 63% (India Origin)	-	12 Feb   17.48 IST	\$115	+ 1.5	+ 5	+ 6.5
	6-20 mm, Fe 65% (Brazil Origin)	-	12 Feb   12.59 IST	\$128	+ 2	+ 5	+ 4
<b>FOB India</b>	6-20 mm, Fe 63%	-	12 Feb   17.46 IST	\$105	0	+ 4	+ 9
<b>CNF China</b>	5-20mm, Fe 63%	-	06 Feb   11.01 IST	\$7.8	- 0.4	- 0.5	+ 0.15
	6-20mm	-	06 Feb   11.01 IST	\$18.05	- 0.3	- 0.5	+ 1.2

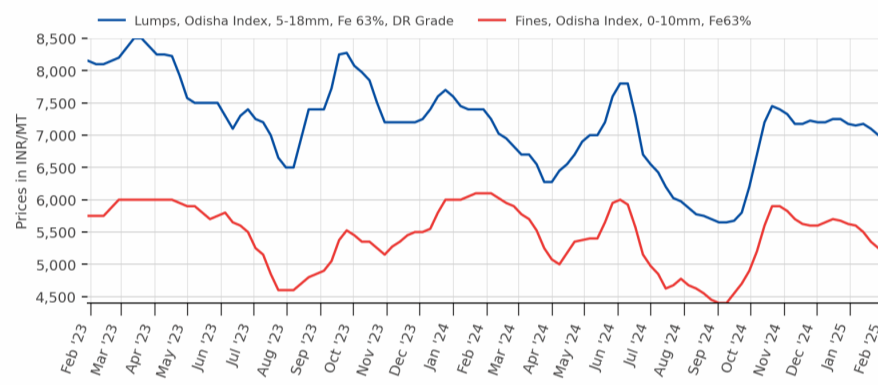
Note:- W-O-W: Week On Week, 1M: Change over last month, 3M: Change over last 3 months

Iron Ore Fines, CNF Rizhao China



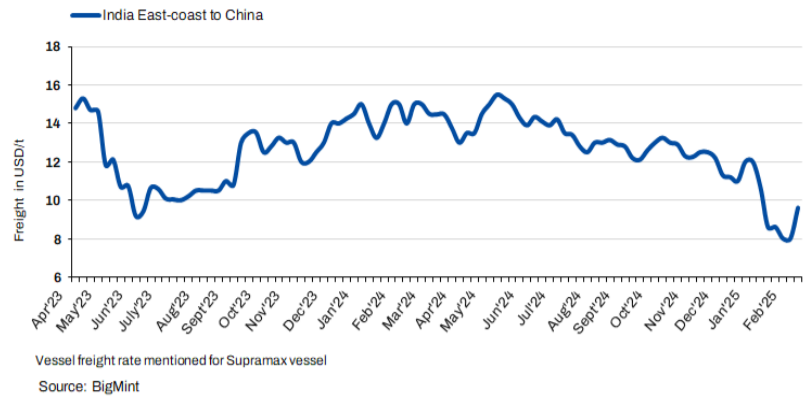
Source:BigMint

Odisha Iron Ore Price Index (Lumps & Fines)



Source:BigMint

**Bulk Iron Ore Vessel Freight Rates**



**Dry bulk iron ore freights rise w-o-w post-Lunar New Year holidays**

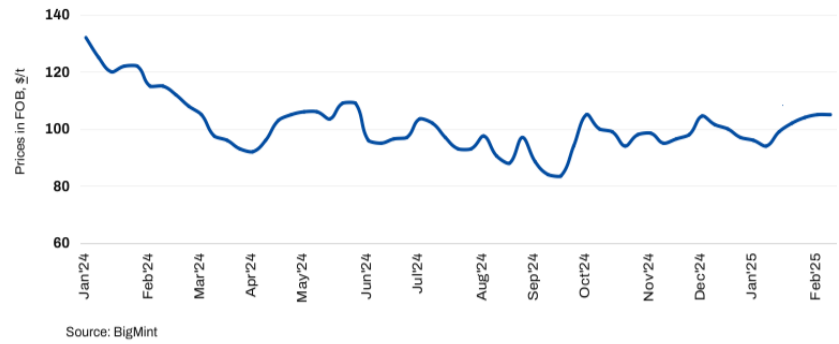
2025-02-12

[READ MORE](#)

**BigMint pellet export index price**



Indian Pellet Export- \$105/t (0), 63% Fe & 3.5% Al, FOB east coast, 12 Feb'25

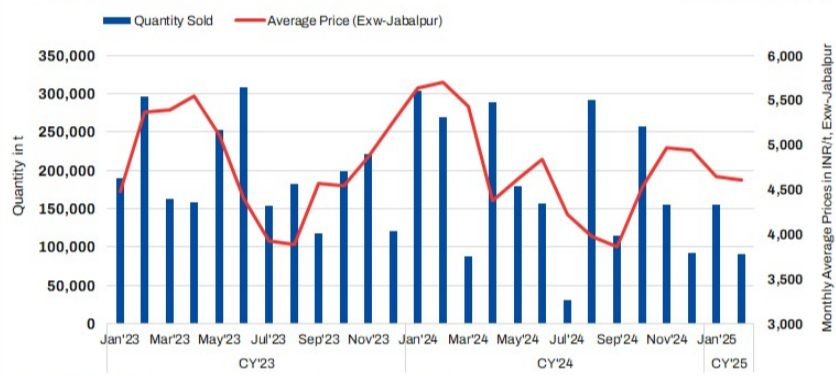


**India: Pellet export prices remain stable w-o-w**

2025-02-12

[READ MORE](#)

**BigMint iron ore concentrate index**



**India: Iron ore concentrate tags remain flat w-o-w; market awaits NMDC, OMC price announcements**

2025-02-12

[READ MORE](#)



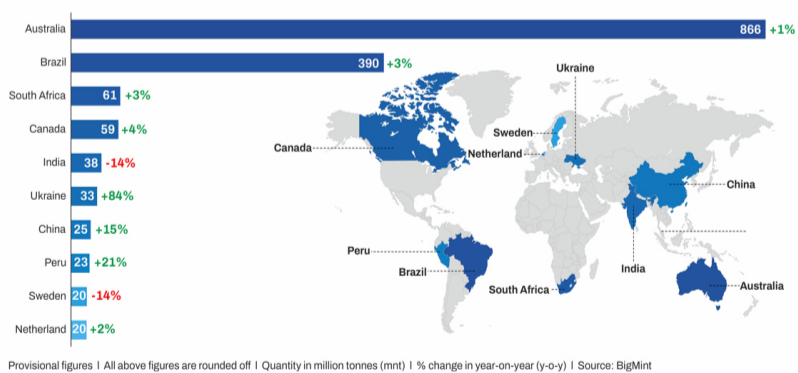
**India: Daily Trade Sheet**  
for steel & related commodities

**BigMint's daily trade sheet - 11 Feb'25**

2025-02-12

[READ MORE](#)

**Top-10 Iron ore exporting countries in 2024**



**Global iron ore exports up marginal 2% in CY'24; miners likely to keep supplies robust**

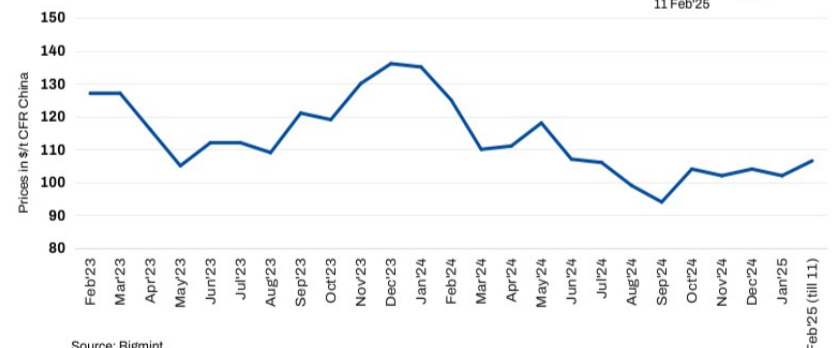
2025-02-12

[READ MORE](#)

**Fe 62% Australian iron ore fines**



Iron ore fines Fe 62% \$106.55/dmt (1.15) CFR China 11 Feb'25



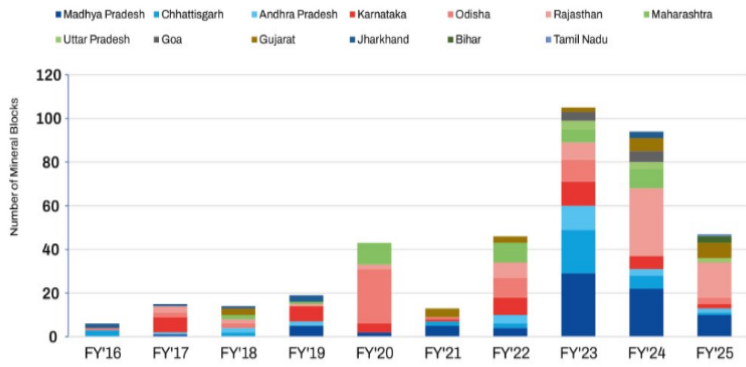
**China: Iron ore spot prices fall by \$1/t d-o-d amid downtrend in steel market**

2025-02-12

[READ MORE](#)



### India's State-wise Mineral Auction Summary (as of 19 Aug'24)

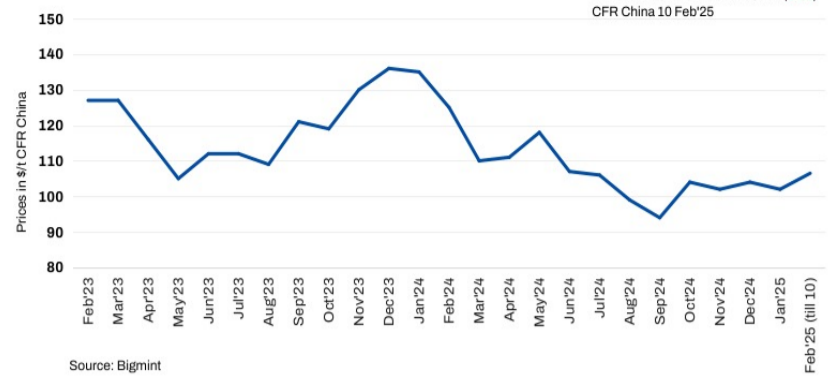


### India: Brundavana Constructions wins Shanthipriya iron ore mine in Karnataka auction

2025-02-11

[READ MORE](#)

### Fe 62% Australian iron ore fines

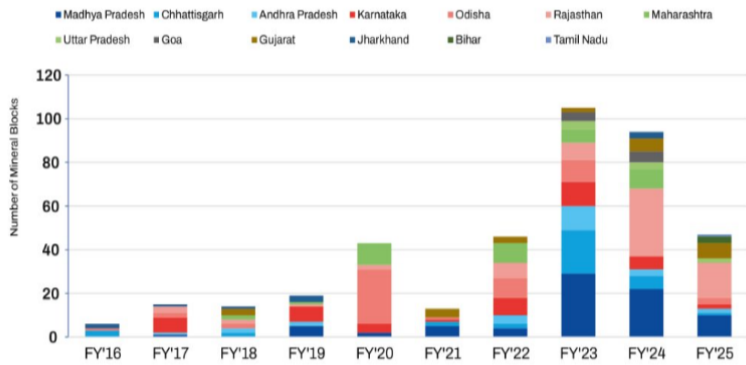


### China: Iron ore spot prices increase by \$1/t d-o-d despite thin trading activity

2025-02-11

[READ MORE](#)

### India's State-wise Mineral Auction Summary (as of 19 Aug'24)

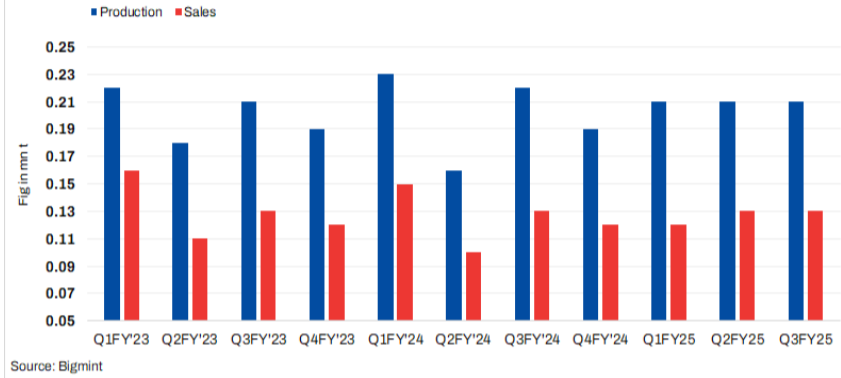


### India: Goa govt announces re-auction date for Curpem iron ore mine

2025-02-10

[READ MORE](#)

### Sarda Energy & Minerals Ltd Pellet Production & Sales

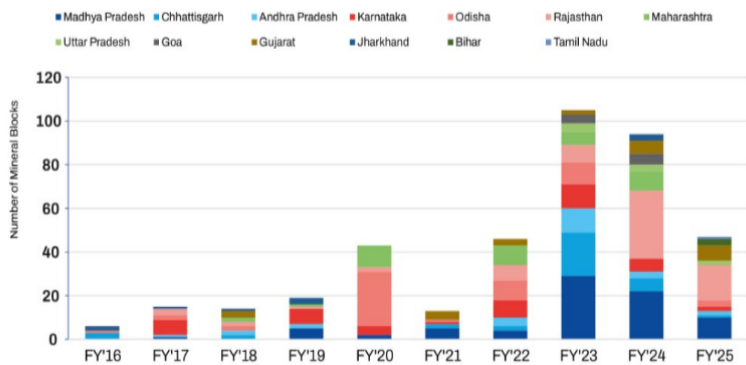


### India: Sarda Energy's pellet production falls 4% q-o-q in Q3FY'25

2025-02-10

[READ MORE](#)

### India's State-wise Mineral Auction Summary (as of 19 Aug'24)

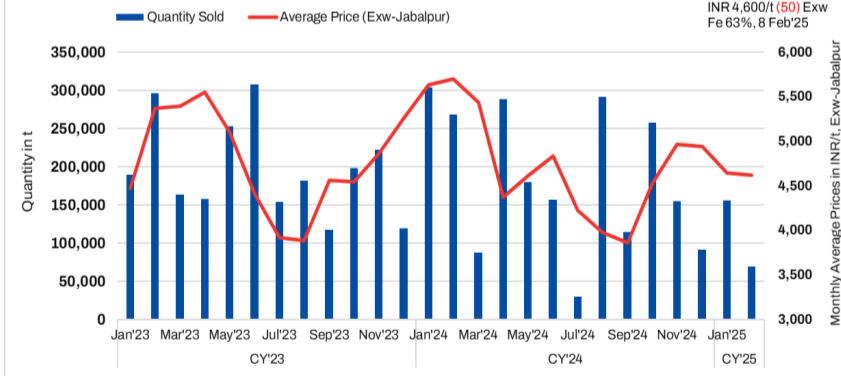


### India: Prakash Sponge wins Janehar iron ore block in Karnataka auction

2025-02-08

[READ MORE](#)

### BigMint iron ore concentrate index



### India: Iron ore concentrate prices inch down by INR 50/t (\$1/t) in recent deal

2025-02-08

[READ MORE](#)

# Coal

## Non Coking (India)

Particular/Delivery	Size/Grade	Delivery	As On	Price	Change	1M	3M
Indian prices (in INR/MT)							
Ex-Gangavaram	RB2 (5500 NAR), S.Africa	Ex-Port	12 Feb   16.46 IST	8,650	0	-250	-900
	RB3 (4800 NAR), South Africa	Ex-Port	12 Feb   16.46 IST	7,250	0	-50	-350

## Met Coke (India)

Particular/Delivery	Size/Grade	Delivery	As On	Price	Change	1M	3M
Indian prices (in INR/MT)							
Ex-Jajpur	25-90 mm, Blast Furnace-grade	Ex-Yard	12 Feb   14.23 IST	34,000	0	+1,200	+1,300
Ex-Gandhidham	25-90 mm, Blast Furnace-grade	Ex-Yard	12 Feb   14.23 IST	32,000	+500	+3,200	+2,500

## Coking (Global)

Particular/Delivery	Size/Grade	Delivery	As On	Price	Change	1M	3M
Global prices (in USD/MT)							
CNF India	0-40mm, HCC 64 Mid Vol, Australia	-	12 Feb   12.01 IST	\$157	-2	-8	-28.8
	0-40mm, Premium HCC, Australia	-	12 Feb   12.01 IST	\$202	+1	-3.4	-17.6
	Low Vol PCI, Australia	-	12 Feb   12.01 IST	\$155	-2	-7.6	-19.6
FOB Australia	0-40mm, Low Vol PCI	-	12 Feb   12.05 IST	\$142	-2	-8.6	-17.6
	HCC 64 Mid Vol	-	12 Feb   12.05 IST	\$144	-2	-10.8	-26.4
	Premium HCC	-	12 Feb   12.05 IST	\$189	+1	-4.4	-15.6

## Non Coking (Global)

Particular/Delivery	Size/Grade	Delivery	As On	Price	Change	1M	3M
Global prices (in USD/MT)							
CNF India	RB1 (6000 NAR), S.Africa	-	12 Feb   13.47 IST	\$105	0	-2.2	-12.4
	RB2 (5500 NAR), S.Africa	-	12 Feb   13.47 IST	\$94	0	+0.5	-9.4
	RB3 (4800 NAR), S.Africa	-	12 Feb   13.47 IST	\$74	0	+1	-10
FOB South Africa	RB1 (6000 NAR)	-	12 Feb   13.48 IST	\$94	0	-1.7	-7.4
	RB2 (5500 NAR)	-	12 Feb   13.48 IST	\$83	0	+1	-5.9
	RB3 (4800 NAR)	-	12 Feb   13.48 IST	\$63	0	+0.5	-7

## Met Coke (Global)

Particular/Delivery	Size/Grade	Delivery	As On	Price	Change	1M	3M
Global prices (in USD/MT)							
FOB China	25-90mm, 64% CSR	-	06 Feb   16.41 IST	\$235	0	-10	-27
CNF India	25-90mm, 64% CSR, China	-	06 Feb   16.46 IST	\$253	0	-10	-23
	64% CSR, Japan origin	-	12 Dec   17.11 IST	\$354	0	NA	0

Note:- W-O-W: Week On Week, 1M: Change over last month, 3M: Change over last 3 months

# Scrap & Metallic

## Sponge (India)

Region	Particular	Sponge Iron (C-DRI)				Pellet Sponge (P-DRI)			
		Price	Change	W-O-W	1M	Price	Change	W-O-W	1M
Indian prices (in INR/MT) <span style="float: right;">As on 12 Feb 2025</span>									
North India	Mandi Gobindgarh	30,300	-200	+100	0	-	-	-	-
East India	Durgapur	26,600	-200	-100	-100	24,300	-200	-200	-100
East India	Rourkela	25,800	-350	+150	+350	-	-	-	-
Central India	Raigarh	26,550	+50	+400	+700	24,550	+50	+450	+850
Central India	Raipur	29,800	0	+700	+700	25,000	0	+500	+700
South India	Bellary	26,700	-150	+800	+800	25,700	-150	+700	+850
Eastern India	Ramgarh	26,800	-150	+200	+500	24,650	-50	+350	+550
East India	Jharsugda	-	-	-	-	23,800	0	+500	+800
South India	Chennai	-	-	-	-	26,000	+400	+500	+300
South India	Hyderabad	-	-	-	-	26,500	-200	+600	+900

All prices are basic, GST extra.

## Pig Iron (India)

Particular/Delivery	Size/Grade	Delivery	As On	Price	Change	1M	3M
Indian prices (in INR/MT)							
DAP-Ludhiana	Steel Grade	DAP	12 Feb   17.19 IST	35,800	0	+600	-2,000
Ex-Bokaro	Steel Grade	Ex-Plant,Bokaro	01 Jan   17.35 IST	31,350	+450	0	-3,650
Ex-Burnpur	Steel Grade	Ex-Plant,Burnpur	31 May   16.00 IST	40,500	-2,500	0	0
Ex-Durgapur	Steel Grade	Ex-Plant,Durgapur	01 Jan   17.35 IST	32,900	+500	0	-2,700
		Ex-Works	12 Feb   17.19 IST	32,500	0	-850	-1,850
Ex-Rourkela	Steel Grade	Ex-Plant,Rourkela	31 Dec   17.04 IST	32,800	+700	0	-2,200
Ex-Bhilai	Steel Grade	Ex-Plant,Bhilai	13 Jan   17.44 IST	31,600	+450	0	-1,900
DAP-Raigarh	Steel Grade	DAP	12 Feb   17.19 IST	33,000	-200	0	-1,250
DAP-Raipur	Steel Grade	DAP	12 Feb   17.19 IST	32,800	+50	+250	-1,700
DAP-Hyderabad	Steel Grade	DAP	12 Feb   17.19 IST	34,100	0	+900	-2,300
DAP-Delhi	Foundry Grade	DAP	12 Feb   13.07 IST	39,700	0	+1,300	-1,100
DAP-Ludhiana	Foundry Grade	DAP	12 Feb   13.07 IST	38,800	0	+300	-2,000
Ex-Durgapur	Foundry Grade	Ex-Works	12 Feb   13.07 IST	37,500	0	0	-4,000
Ex-Kharagpur	Foundry Grade	Ex-Works	12 Feb   13.07 IST	37,500	0	0	-4,000
DAP-Ahmedabad	Foundry Grade	DAP	12 Feb   13.07 IST	40,300	0	-1,200	-4,300
DAP-Kolhapur	Foundry Grade	DAP	12 Feb   13.07 IST	42,500	0	+200	-2,500
DAP-Coimbatore	Foundry Grade	DAP	12 Feb   13.07 IST	42,500	0	-300	NA

Indian pig iron price assessment frequency has been increased from weekly to daily basis.

## Re - Rolling Scrap (India)

Indian prices (in INR/MT)							
Ex-Alang	19-22mm(12 ANE), Ship Breaking	Ex-Yard	12 Feb   10.59 IST	39,500	0	-500	-500
	15-18mm(10 ANE), Ship Breaking	Ex-Yard	12 Feb   10.59 IST	39,500	0	-500	-500
	1 Inch, Ship Breaking	Ex-Yard	12 Feb   10.59 IST	39,500	0	-500	-500
	12-14mm(8 ANE), Ship Breaking	Ex-Yard	12 Feb   10.59 IST	39,000	0	-500	-500
	5-10 KG, Ship Breaking	Ex-Yard	12 Feb   10.59 IST	38,000	0	-1,000	-1,000
	9-11mm(6 ANE), Ship Breaking	Ex-Yard	12 Feb   10.59 IST	37,500	0	-500	-500
	2-5 KG, Ship Breaking	Ex-Yard	12 Feb   10.59 IST	37,000	0	-1,000	-1,000
	6-8mm(4 ANE), Ship Breaking	Ex-Yard	12 Feb   10.59 IST	36,000	0	-1,000	-1,000
	1-2 KG, Ship Breaking	Ex-Yard	13 Feb   10.14 IST	34,700	0	0	-1,500
	Attachment, Ship Breaking	Ex-Yard	13 Feb   10.14 IST	34,500	0	0	-1,500
	HMS(80:20), Ship Breaking	Ex-Yard	13 Feb   10.14 IST	33,000	0	0	-1,500

## Melting Scrap (India)

Particular/Delivery	Size/Grade	Delivery	As On	Price	Change	1M	3M
Indian prices (in INR/MT)							
Ex-Ludhiana	Turning Boring Scrap	DAP	12 Feb   17.37 IST	33,000	-300	-200	-300
	CI Scrap, Mixed Size	DAP	12 Feb   17.37 IST	36,100	-200	-200	-2,200
	End Cutting	DAP	12 Feb   17.37 IST	36,400	-200	-100	+400
	CR Busheling (Loose)	DAP	12 Feb   17.37 IST	37,500	-200	-100	+500
Ex-Mandi	CR Busheling (Loose)	DAP	12 Feb   17.37 IST	37,600	-200	-200	+200
	HMS(80:20)	DAP	12 Feb   17.37 IST	33,800	-200	+200	-200
	LMS (Light Melting Scrap)	DAP	12 Feb   17.37 IST	31,900	-200	+200	-300
Ex-Durgapur	End Cutting	DAP	12 Feb   17.37 IST	36,600	-200	-100	+300
Ex-Durgapur	HMS(80:20)	DAP	12 Feb   17.37 IST	33,000	0	-100	-600
Ex-Raipur	HMS(80:20)	DAP	12 Feb   17.37 IST	32,400	-100	+700	-700
	End Cutting	DAP	12 Feb   17.37 IST	34,400	-100	+700	-700
Ex-Ahmedabad	HMS(80:20)	DAP	12 Feb   17.37 IST	32,300	-200	+100	-700
	CR Busheling (Bundle)	DAP	12 Feb   17.37 IST	36,700	0	-100	-1,300
Ex-Alang	HMS(80:20)	Ex-Yard	12 Feb   17.37 IST	33,000	-200	0	-1,500
Ex-Jalna	HMS(80:20)	DAP	12 Feb   17.37 IST	31,700	0	-100	-1,300
	CR Busheling (Loose)	DAP	12 Feb   17.37 IST	34,700	+100	0	-1,300
Ex-Mumbai	HMS(80:20)	DAP	12 Feb   17.37 IST	32,400	0	+400	-100
Ex-Chennai	CR Busheling (Bundle)	DAP	12 Feb   17.37 IST	33,800	-100	-400	-2,000
	HMS(90:10)	DAP	12 Feb   17.37 IST	32,400	-100	-200	-1,800
	Turning Boring Scrap	DAP	12 Feb   17.37 IST	29,500	0	-200	-1,800
	HMS(80:20)	DAP	12 Feb   17.37 IST	30,500	0	-100	-1,800
Ex-Coimbatore	CI Scrap, Mixed Size	DAP	12 Feb   17.37 IST	35,500	0	+600	-800
Ex-Hyderabad	HMS(80:20)	DAP	12 Feb   17.37 IST	30,700	0	+500	-300
	HMS(90:10)	DAP	12 Feb   17.37 IST	32,200	0	+500	-300
Ex-Bhilai	9-13 Meters, 60 KG	Ex-works	23 Sep   19.00 IST	41,000	0	-2,700	-150

## Mill Scale (India)

Indian prices (in INR/MT)							
Ex Plant, Raipur	Fines, Fe 70/68%	EXW	12 Feb   18.08 IST	6,200	0	-550	-1,225
Ex-Jalna	Fines, Fe 68-70%	EXW	12 Feb   18.08 IST	5,450	0	-700	NA
Ex-Kandla	Fines, Fe 70/68%	DAP	12 Feb   18.08 IST	7,350	+100	+250	+400

## Sponge Iron (Global)

Particular/Delivery	Size/Grade	Delivery	As On	Price	Change	1M	3M
Global prices (in USD/MT)							
CNF Bangladesh	FeM 80% (+/-1), 100% lumps	-	06 Feb   17.59 IST	\$339	-4	-1	-40
CNF Nepal	Mix (70% lumps, 30% fines), FeM 80% (+/-1)	-	06 Feb   17.59 IST	\$343	-5	+6	-28

## Melting Scrap (Global)

Global prices (in USD/MT)							
FOB Europe	HMS 80:20 (Bulk)	-	12 Feb   17.11 IST	\$333	+6	+22	+10
FOB USA	HMS 80:20	-	12 Feb   17.11 IST	\$335	+1	+22.2	+8.8
	Shredded	-	12 Feb   17.11 IST	\$355	+1	+24.4	+8.8
CNF Bangladesh	H2 (Bulk, Japan origin)	-	12 Feb   18.13 IST	\$350	0	0	-15
	HMS 80:20 (Bulk, US Origin)	-	12 Feb   18.13 IST	\$360	0	-3	-15
	HMS 80:20 (Containers, Europe Origin)	-	12 Feb   18.13 IST	\$368	+3	+0.8	-11
	Shredded (Containers, UK Origin)	-	12 Feb   18.13 IST	\$388	+3	+2.8	-1.8
CNF China	H2	-	12 Feb   12.17 IST	\$355	+2	+10	+5
	HMS 80:20 (Bulk)	-	12 Feb   12.17 IST	\$318	0	-0.4	-11
	Shredded	-	12 Feb   12.17 IST	\$385	0	0	-10
CNF India	HMS 80:20 (Europe Origin, Containers)	-	12 Feb   18.13 IST	\$350	-2	-4.2	-13.8
	HMS 80:20 (West Africa Origin, Containers)	-	12 Feb   18.13 IST	\$350	-2	-8.4	-15.8
	HMS 80:20 (West Africa Origin, Containers)	-	12 Feb   18.13 IST	\$355	-1	-7.2	-13
	Shredded (Europe Origin, Containers)	-	12 Feb   18.13 IST	\$375	+2	-0.2	-12.4
	Shredded (US Origin, Containers)	-	12 Feb   18.13 IST	\$375	+5	+0.2	-9.6
CNF Pakistan	Shredded (Containers, Europe Origin)	-	12 Feb   18.13 IST	\$385	-1	+3	-4.4
CNF Taiwan	HMS 80:20 (US Origin, Containers)	-	12 Feb   16.37 IST	\$310	+5	+20	-5
CNF Thailand	HMS 70:30	-	29 Jan   17.41 IST	\$352	+2	NA	NA

<b>CNF Turkey</b>	HMS 80:20 (Bulk, US Origin)	-	12 Feb   18.13 IST	\$358	+2	+20.8	+7.8
<b>CNF Vietnam</b>	H2, (Bulk, Japan origin)	-	10 Feb   18.37 IST	\$320	+5	+5	-16
	HMS 80:20 (Bulk, US Origin)	-	10 Feb   18.37 IST	\$345	+5	+5	-18

## Pig Iron (Global)

Particular/Delivery	Size/Grade	Delivery	As On	Price	Change	1M	3M
Global prices (in USD/MT)							
<b>FOB Black Sea</b>	Steel Grade	-	08 Feb   14.30 IST	\$323	0	+5	-12
<b>FOB Brazil</b>	Steel Grade	-	08 Feb   14.30 IST	\$412	+5	+7	-20
<b>CNF Italy</b>	Steel Grade	-	08 Feb   14.32 IST	\$359	0	-7	-24

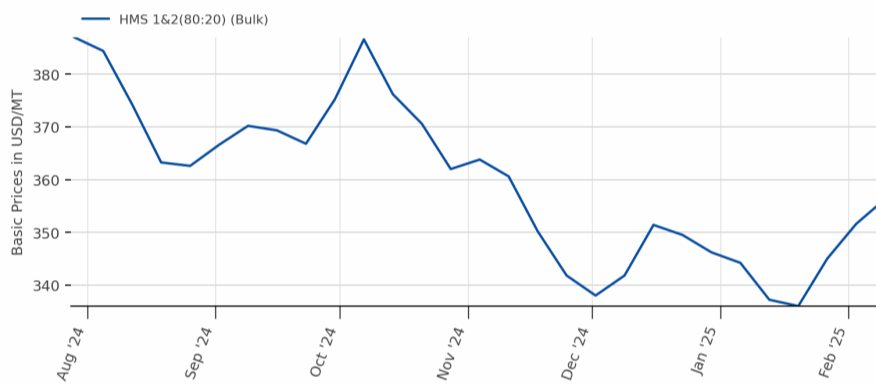
Weekly Assessment,, \*Tender Prices in export

## Ship Breaking (Global)

Global prices (in USD/MT)							
<b>CNF Bangladesh</b>	Containers	-	11 Feb   12.22 IST	\$475	-5	-15	-25
	Tanker	-	11 Feb   12.22 IST	\$465	-5	-15	-25
<b>CNF India</b>	Containers	-	11 Feb   12.22 IST	\$470	-5	-15	-20
	Tanker	-	11 Feb   12.22 IST	\$460	-5	-15	-20
<b>CNF Pakistan</b>	Containers	-	11 Feb   12.22 IST	\$470	0	-10	-10
	Tanker	-	11 Feb   12.22 IST	\$460	0	-10	-10
<b>CNF Turkey</b>	Containers	-	11 Feb   12.22 IST	\$300	0	-30	-40
	Tanker	-	11 Feb   12.22 IST	\$290	0	-30	-40

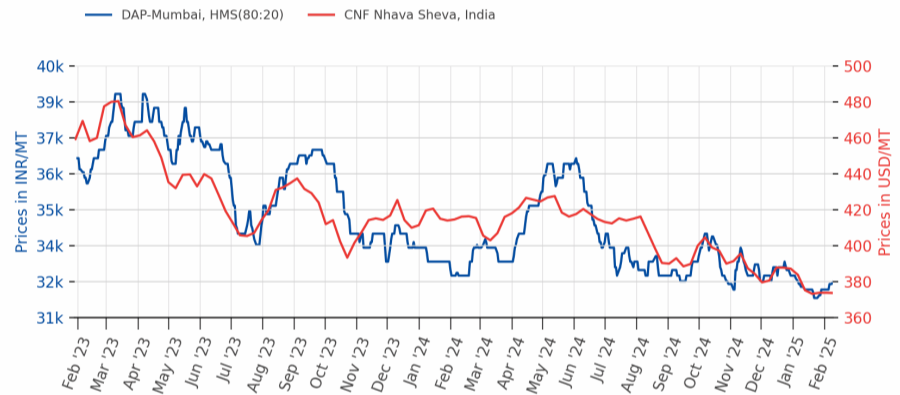
Note:- W-O-W: Week On Week, 1M: Change over last month, 3M: Change over last 3 months

Melting Scrap, CNF Turkey



Source:BigMint

Melting Scrap DAP Mumbai/CNF India



Source:BigMint

### Bangladesh: Imported scrap vs domestic rebar price trend

Scrap prices in \$/t: Containerised shredded UK/EU origin, CFR; Bulk HMS (80:20) CFR Turkiye; Domestic rebar price (RHS)

Rebar prices in \$/t

Source: BigMint

**Bangladesh: Imported scrap prices up \$3/t w-o-w amid supply crunch**

2025-02-12

[READ MORE](#)

### India Sponge iron price & Trade volume

Quantity in tonnes (t)

Prices in INR/t

Source: BigMint Research

**India: Sponge iron prices fluctuate amid moderate sentiments - 12 Feb**

2025-02-12

[READ MORE](#)

### South Asia: Imported shredded scrap offers from UK/Europe

Offers in \$/t, CFR

Source: BigMint | Last Updated: 12-02-25

**South Asia: Imported ferrous scrap markets see mixed trend d-o-d, offers edge up despite limited activity**

2025-02-12

[READ MORE](#)

### India: Melting scrap index DAP-Mandi Gobindgarh (End Cutting vs Billet)

Prices in INR/t

Source: BigMint

**India: BigMint's scrap index declines by INR 200/t in muted steel market**

2025-02-12

[READ MORE](#)

### Japan: Kanto Tetsugen scrap export tender price

Allotted quantity in mt

Price

Source: BigMint

**Japan: Kanto tender bids drop \$10/t m-o-m, H2 export offers slide \$3/t amid limited market activity**

2025-02-12

[READ MORE](#)

### Taiwan Feng Hsin scrap vs rebar prices

Prices in \$/t

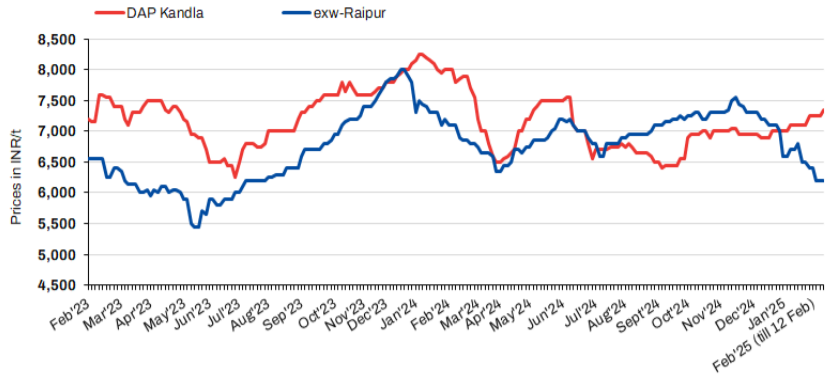
Source: Mysteel | BigMint | Last update: 12-02-2025

**Taiwan's Feng Hsin holds rebar prices, lifts scrap prices by \$9/t**

2025-02-12

[READ MORE](#)

**India: Domestic mill-scale prices**



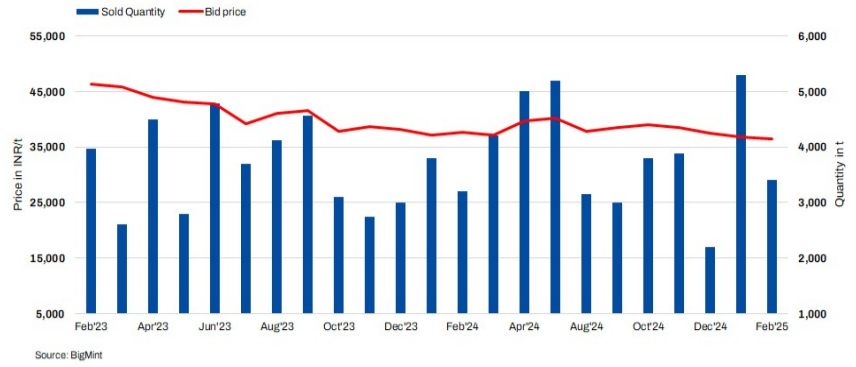
Source: BigMint

**India: Mill scale prices remains largely stable in key markets**

2025-02-12

[READ MORE](#)

**Auto-Major CR-Busheling Auction Summary - Gurugram**



Source: BigMint

**India: Automaker's CR Busheling scrap auction sees price drop of INR 400/t m-o-m**

2025-02-12

[READ MORE](#)

**Japan: Bids in monthly Kanto scrap export tender**



Source: BigMint

**Japan: Kanto H2 scrap export tender sees drop of \$10/t m-o-m in Feb'25**

2025-02-12

[READ MORE](#)

**South Korea: Steel mills scrap purchase prices update**



www.bigmint.co

**South Korea: Major mills hike scrap procurement prices by up to \$10/t**

2025-02-11

[READ MORE](#)

**India: Tata Motors opens 7th Re.Wi.Re Vehicle Scrapping Facility in Guwahati**

www.bigmint.co

**India: Tata Motors launches 7th Re.Wi.Re vehicle scrapping facility in Guwahati**

2025-02-11

[READ MORE](#)

**Turkish imported bulk ferrous scrap deal updates**



**Turkiye's imported scrap market witnesses slight price uptick**

2025-02-07

[READ MORE](#)

# Steel

## Ingot/Billet (India)

Region	Particular	INGOT				BILLET			
		Price	Change	W-O-W	1M	Price	Change	W-O-W	1M
Indian prices (in INR/MT) <span style="float: right;">As on 12 Feb 2025</span>									
North India	Ghaziabad	41,700	-200	+500	+600	-	-	-	-
North India	Ludhiana	42,700	-300	0	-300	-	-	-	-
North India	Mandi Gobindgarh	42,400	-200	+100	+400	42,400	-200	+100	+400
North India	Muzaffarnagar	41,800	-100	+400	+900	-	-	-	-
East India	Rourkela	37,650	-100	+450	+750	38,200	-250	+350	+400
Central India	Raigarh	38,500	-300	+700	+400	38,800	-200	+650	+350
Central India	Raipur	38,850	-200	+450	+350	39,300	-200	+700	+450
West India	Ahmedabad	41,400	-100	+700	-100	42,500	-100	+800	0
West India	Jaipur	41,400	-100	+200	+600	-	-	-	-
West India	Mumbai	41,800	-400	+700	+200	42,400	-300	+800	+300
East India	Durgapur	-	-	-	-	39,250	-250	-50	+150
East India	Kolkata	-	-	-	-	40,000	-200	0	+200
West India	Bhavnagar	-	-	-	-	42,000	-100	+700	-100
West India	Goa	-	-	-	-	41,500	0	+900	+1,000
West India	Jalna	-	-	-	-	41,800	-500	+400	+600
South India	Chennai	-	-	-	-	41,500	0	+300	-500
South India	HINDPUR	-	-	-	-	42,000	0	+800	+1,200
South India	Hyderabad	-	-	-	-	40,500	-200	+1,000	+500
Eastern India	Ramgarh	-	-	-	-	39,100	-200	+100	+200

All prices are basic, GST @ 18% extra. Ingot - 3.5"\*4.5", Commercial Grade, Billet - 100\*100

## Rebar (India)

Particular/Delivery	Size/Grade	Delivery	As On	Price	PRICE @ 18%GST	Change	1M	3M
Indian prices (in INR/MT)								
Exy-Delhi/NCR	12-32mm, BF Route, IS 1786 Fe 550D	Ex-Yard	07 Feb   17.32 IST	51,800	61,100	+900	-100	-3,300
	12-32mm, BF Route, IS 1786 Fe 500D	Ex-Yard	07 Feb   17.32 IST	51,800	61,100	+900	-100	-3,300
Exy-Durgapur	12-32mm BF Route, IS 1786 Fe 550D	Ex-Yard	07 Feb   17.32 IST	51,000	60,200	0	-700	-3,500
	12-32mm BF Route, IS 1786 Fe 500D	Ex-Yard	07 Feb   17.32 IST	51,000	60,200	0	-700	-3,500
Exy-Ahmedabad	12-32mm BF Route, IS 1786 Fe 500D	Ex-Yard	07 Feb   17.32 IST	51,800	61,100	+300	-500	-3,400
	12-32mm BF Route, IS 1786 Fe 550D	Ex-Yard	07 Feb   17.32 IST	51,800	61,100	+300	-500	-3,400
Exy-Mumbai	12-32mm, BF Route, IS 1786 Fe 500D	Ex-Yard	07 Feb   17.32 IST	52,700	62,200	+500	+200	-2,100
	12-32mm, BF Route, IS 1786 Fe 550D	Ex-Yard	07 Feb   17.32 IST	52,700	62,200	+500	+200	-2,100
Exy-Bangalore	12-32mm, BF Route, IS 1786 Fe 500D	Ex-Yard	07 Feb   17.32 IST	51,700	61,000	+500	+100	-3,400
	12-32mm, BF Route, IS 1786 Fe 550D	Ex-Yard	07 Feb   17.32 IST	51,700	61,000	+500	+100	-3,400
Exy-Chennai	12-32mm, BF Route, IS 1786 Fe 500D	Ex-Yard	07 Feb   17.32 IST	51,000	60,200	+300	-200	-4,000
	12-32mm, BF Route, IS 1786 Fe 550D	Ex-Yard	07 Feb   17.32 IST	51,000	60,200	+300	-200	-4,000
Exy-Hyderabad	12-32mm, BF Route, IS 1786 Fe 500D	Ex-Yard	07 Feb   17.32 IST	51,000	60,200	+800	+200	-3,500
	12-32mm, BF Route, IS 1786 Fe 550D	Ex-Yard	07 Feb   17.32 IST	51,000	60,200	+800	+200	-3,500
Indian prices (in INR/MT)								
Ex-Delhi/NCR	12-25mm, IF Route, Fe 500, IS 1786	Ex-Works	12 Feb   13.37 IST	46,700	55,100	0	+1,700	+1,400
Ex-Jaipur	12-25mm IF route, Fe 500, IS 1786	Ex-Works	12 Feb   13.37 IST	45,200	53,300	-200	+700	+800
Ex-Mandi Gobindgarh	12-25mm, IF Route, Fe 500, IS 1786	Ex-Works	12 Feb   13.37 IST	47,100	55,600	-100	+400	+600
Ex-Muzaffarnagar	12-25mm, IF Route, Fe 500, IS 1786	Ex-Works	12 Feb   17.24 IST	45,400	53,600	-200	+400	+1,500
Ex-Durgapur	12-25mm, IF Route, Fe 500D, IS 1786	Ex-Works	12 Feb   17.24 IST	45,000	53,100	-200	+1,300	+1,400
	12-25mm, IF Route, Fe 500, IS 1786	Ex-Works	12 Feb   17.24 IST	42,900	50,600	-200	+1,300	+1,800
Ex-Rourkela	12-25mm, IF Route, Fe 500D, IS 1786	Ex-Works	12 Feb   13.37 IST	46,500	54,900	0	+700	-1,500
	12-25mm, IF Route, Fe 500, IS 1786	Ex-Works	12 Feb   13.37 IST	42,500	50,200	-200	+900	+500
Ex-Raigarh	12-25mm, IF Route, Fe 500, IS 1786	Ex-Works	12 Feb   13.37 IST	41,500	49,000	-500	+100	0
Ex-Raipur	12-25mm, IF Route, Fe 500, IS 1786	Ex-Works	12 Feb   17.24 IST	42,600	50,300	0	+900	+400
	12-25mm, IF Route, Fe 500D, IS 1786	Ex-Works	12 Feb   13.37 IST	45,700	53,900	-100	+500	+200
Ex-Ahmedabad	12-25mm, IF Route, Fe 500, IS 1786	FOR	12 Feb   13.37 IST	47,200	55,700	0	-400	+1,400



Ex-Goa	12-25mm, IF Route, Fe 500, IS 1786	Ex-Works	12 Feb   13.37 IST	47,000	55,500	0	+ 600	0
Ex-Jalna	12-25mm, IF Route, Fe 500, IS 1786	Ex-Works	12 Feb   17.24 IST	47,100	55,600	-400	+ 800	+ 1,000
Ex-Mumbai	12-25mm, IF Route, Fe 500, IS 1786	Ex-Works	12 Feb   13.37 IST	47,700	56,300	+ 100	+ 700	+ 200
Ex-Bangalore	12-25mm, IF Route, Fe 550, IS 1786	Ex-Works	12 Feb   13.37 IST	47,400	55,900	0	+ 1,200	+ 400
	12-25mm, IF Route, Fe 550D, IS 1786	Ex-Works	12 Feb   13.37 IST	49,600	58,500	0	+ 400	- 600
Ex-Chennai	12-25mm, IF Route, Fe 500, IS 1786	Ex-Works	12 Feb   13.37 IST	46,000	54,300	0	+ 200	- 300
Ex-Hyderabad	12-25mm, IF Route, Fe 500, IS 1786	Ex-Works	12 Feb   17.24 IST	44,300	52,300	-400	+ 500	- 200
Ex-Patna	12-25mm IF route, Fe 500, IS 1786	Ex-Works	12 Feb   13.37 IST	43,200	51,000	-200	+ 600	+ 2,200

## Structure (Medium & Small Scale Producers) (India)

Region/Zone	Particular	40 ANGLE	Change	1M	75 CHANNEL	Change	1M	200 BEAM	Change	1M
Indian prices (in INR/MT)										
North India	Ghaziabad	-	-	-	-	-	-	48,800	0	+ 600
East India	Durgapur	44,300	- 100	+ 700	44,300	- 100	+ 700	44,950	- 200	+ 700
Central India	Raipur	44,400	- 300	+ 200	43,800	- 300	+ 200	-	-	-
West India	Ahmedabad	46,200	- 200	- 600	46,200	- 200	- 600	-	-	-
West India	Mumbai	49,100	0	+ 300	49,900	0	+ 300	-	-	-
South India	Hyderabad	47,100	- 100	+ 400	46,700	- 100	+ 400	-	-	-

Indian Structure price assessment frequency has been increased from weekly to daily basis, All prices are basic, Commercial Grade, Basic Price GST @ 18% extra

## Wire Rod (India)

Particular	Size/Grade	Raipur	Change	W-O-W	Durgapur	Change	W-O-W
Indian prices (in INR/MT)							
SWRY 14 LC Gr 3, Induction route	5.5 mm	43,200	- 300	+ 400	42,900	- 200	+ 200
HB Wire, Induction route	12 Gauge	45,500	- 300	+ 400	45,400	- 200	+ 200
GI Wire, Induction route	12 Gauge	49,000	- 200	+ 300	52,900	- 200	+ 200
Barbed Wire, Induction route	12*12 Gauge	51,000	- 200	+ 300	55,900	- 200	+ 200
Binding Wire, Induction route	20 Gauge	51,800	- 200	+ 400	51,700	- 200	+ 200

Daily Assessment, Commercial Grade, Basic Price GST @ 18% extra

## HRC (India)

Particular/Delivery	Size/Grade	Delivery	As On	Price	Change	1M	3M
Indian prices (in INR/MT)							
Delhi	2.5-8mm / CTL, IS2062, Gr E250 Br.	Ex-stockyard	11 Feb   18.03 IST	47,300	- 200	+ 150	- 250
	2.5-8mm / CTL, IS2062, Gr E350 Br.	Ex-stockyard	11 Feb   18.03 IST	50,500	- 100	- 50	- 400
Faridabad	1.8mm / CTL, IS2062, Gr E250 Br.	Ex-stockyard	11 Feb   18.03 IST	49,000	- 100	- 50	- 400
	2.5-8mm / CTL, IS2062, Gr E250 Br.	Ex-stockyard	11 Feb   18.03 IST	47,500	- 100	- 50	- 400
Ludhiana	2.5-8mm / CTL, IS2062, Gr E250 Br.	Ex-stockyard	11 Feb   18.03 IST	48,000	- 300	+ 250	+ 250
Kolkata	2.5-8mm / CTL, IS2062, Gr E250 Br.	Ex-stockyard	11 Feb   18.03 IST	46,000	+ 100	+ 500	- 400
Ahmedabad	2.5-8mm / CTL, IS2062, Gr E250 Br.	Ex-stockyard	11 Feb   18.03 IST	49,800	- 200	+ 1,550	+ 700
	2.5-8mm / CTL, IS2062, Gr E350 Br.	Ex-stockyard	11 Feb   18.03 IST	51,500	- 100	+ 2,000	+ 500
Mumbai	1.8mm / CTL, IS2062, Gr E250 Br.	Ex-stockyard	11 Feb   18.03 IST	50,100	0	+ 2,100	+ 600
	2.5-8mm / CTL, IS2062, Gr E250 Br.	Ex-stockyard	11 Feb   18.03 IST	48,500	0	+ 2,000	+ 450
Bangalore	2.5-8mm / CTL, IS2062, Gr E250 Br.	Ex-stockyard	11 Feb   18.03 IST	49,500	0	- 300	- 1,800
Chennai	1.8mm / CTL, IS2062, Gr E250 Br.	Ex-stockyard	11 Feb   18.03 IST	51,000	0	+ 900	- 500
	2.5-8mm / CTL, IS2062, Gr E250 Br.	Ex-stockyard	11 Feb   18.03 IST	49,500	0	+ 900	- 500
Hyderabad	2.5-8mm / CTL, IS2062, Gr E250 Br.	Ex-stockyard	11 Feb   18.03 IST	47,700	+ 300	+ 800	- 400

Weekly Assessment, Commercial Grade, \*Basic Price GST @ 18% extra.,

## CRC (India)

Particular/Delivery	Size/Grade	Delivery	As On	Price	Change	1M	3M
Indian prices (in INR/MT)							
Delhi	0.90mm / CTL, IS 513, CR1	Ex-stockyard	11 Feb   18.07 IST	53,800	0	+ 100	- 1,450
Faridabad	0.5mm / CTL, IS 513, CR1	Ex-stockyard	11 Feb   18.07 IST	54,600	- 100	- 300	- 1,700
	0.90mm / CTL, IS 513, CR1	Ex-stockyard	11 Feb   18.07 IST	53,100	- 100	- 300	- 1,700
Ludhiana	0.90mm / CTL, IS 513, CR1	Ex-stockyard	11 Feb   18.07 IST	53,300	0	- 200	- 1,250
Kolkata	0.90mm / CTL, IS 513, CR1	Ex-stockyard	11 Feb   18.07 IST	51,000	0	0	- 2,300
Ahmedabad	0.90mm / CTL, IS 513, CR1	Ex-stockyard	11 Feb   18.07 IST	56,000	- 400	+ 650	- 800

Mumbai	0.90mm / CTL, IS 513, CR1	Ex-stockyard	11 Feb   18.07 IST	53,700	0	+ 150	-1,000
	0.5mm / CTL, IS 513, CR1	Ex-stockyard	11 Feb   18.07 IST	55,200	0	+ 150	-1,050
Bangalore	0.9mm / CTL, IS 513, CR1	Ex-stockyard	11 Feb   18.07 IST	56,000	0	-1,000	-1,750
Chennai	0.90mm / CTL, IS 513, CR1	Ex-stockyard	11 Feb   18.07 IST	57,800	0	-1,000	-700
	0.5mm / CTL, IS 513, CR1	Ex-stockyard	11 Feb   18.07 IST	59,300	0	-1,200	-900
Hyderabad	0.90mm / CTL, IS 513, CR1	Ex-stockyard	11 Feb   18.07 IST	55,200	+ 300	-200	-500

Weekly Assessment, Commercial Grade, \*Basic Price GST @ 18% extra.,

## HR Plate (India)

Particular/Delivery	Size/Grade	Delivery	As On	Price	Change	1M	3M
Indian prices (in INR/MT)							
Delhi	60-100mm, Gr E350 Br.	Ex-stockyard	12 Feb   18.12 IST	59,400	-100	+ 700	-900
	5-10mm, Gr E350 Br.	Ex-stockyard	12 Feb   18.12 IST	52,300	0	0	-200
	20-40mm, Gr E350 Br.	Ex-stockyard	12 Feb   18.12 IST	55,400	0	+ 600	-1,000
	60-100mm, Gr E250 Br.	Ex-stockyard	12 Feb   18.12 IST	55,900	-100	+ 700	-900
	5-10mm, Gr E250 Br.	Ex-stockyard	12 Feb   18.12 IST	48,800	0	0	-200
	20-40mm, Gr E250 Br.	Ex-stockyard	12 Feb   18.12 IST	52,000	0	+ 700	-900
Mumbai	60-100mm, Gr E350 Br.	Ex-stockyard	12 Feb   18.12 IST	59,900	0	+1,000	+200
	5-10mm, Gr E350 Br.	Ex-stockyard	12 Feb   18.12 IST	52,500	0	+ 500	0
	20-40mm, Gr E350 Br.	Ex-stockyard	12 Feb   18.12 IST	55,900	0	+ 300	+200
	60-100mm, Gr E250 Br.	Ex-stockyard	12 Feb   18.12 IST	56,400	0	+ 400	+200
	5-10mm, Gr E250 Br.	Ex-stockyard	12 Feb   18.12 IST	49,000	0	+ 500	0
	20-40mm, Gr E250 Br.	Ex-stockyard	12 Feb   18.12 IST	52,400	0	+ 300	0

Weekly Assessment, Commercial Grade, Basic Price GST @ 18% extra

## GP (India)

Indian prices (in INR/MT)							
Delhi	0.7mm / CTL, 80 GSM, IS277	Ex-stockyard	06 Feb   18.29 IST	57,000	0	0	-500
	0.7mm / CTL, 120 GSM, IS277	Ex-stockyard	06 Feb   18.29 IST	58,000	0	0	-500
	0.6mm / CTL, 120 GSM, IS277	Ex-stockyard	06 Feb   18.29 IST	59,500	0	0	-600
Mumbai	0.8mm / CTL, 80 GSM, IS277	Ex-stockyard	06 Feb   18.29 IST	56,600	-300	+ 100	-700
	0.8mm / CTL, 120 GSM, IS277	Ex-stockyard	06 Feb   18.29 IST	57,600	-300	0	-700
	0.6mm / CTL, 120 GSM, IS277	Ex-stockyard	06 Feb   18.29 IST	59,100	-400	0	-700
Chennai	0.8-1.6mm / CTL, 80 GSM, IS277	Ex-stockyard	06 Feb   18.29 IST	59,000	0	+1,000	-200
	0.8-1.6mm / CTL, 120gsm, IS277	Ex-stockyard	06 Feb   18.29 IST	61,500	0	+1,000	-200
	0.6mm / CTL, 120 GSM, IS277	Ex-stockyard	06 Feb   18.29 IST	63,000	0	+1,000	-200
Hyderabad	0.8mm / CTL, 80 GSM, IS277	Ex-stockyard	06 Feb   18.29 IST	56,800	+1,000	+ 500	-2,700
	0.8mm / CTL, 120 GSM, IS277	Ex-stockyard	06 Feb   18.29 IST	60,300	+1,000	+ 500	-1,700
	0.6mm / CTL, 120 GSM, IS277	Ex-stockyard	06 Feb   18.29 IST	61,800	+1,000	+ 500	-1,700

## PPGI (India)

Particular/Delivery	Size/Grade	Delivery	As On	Price	Change	1M	3M
Indian prices (in INR/MT)							
Delhi	0.5mm / CTL, 90 GSM, IS14246	Ex-stockyard	06 Feb   18.19 IST	67,400	-100	-100	-600
Mumbai	0.5mm / CTL, 90 GSM, IS14246	Ex-stockyard	06 Feb   18.19 IST	66,800	0	+200	-500

## MS Pipes (India)

Indian prices (in INR/MT)							
Exy-Raipur	2.2-6mm, IS 1239,IS 1161 (HR Coil Based)	Ex-Yard	12 Feb   17.59 IST	54,000	+1,000	+2,000	+2,000
Ex-Raipur	41-60 OD (Patra Based)	Ex-works	12 Feb   16.08 IST	41,400	-300	+800	-200
Ex-Mandi Gobindgarh	41-60 OD (Patra Based)	Ex-works	12 Feb   16.08 IST	43,800	-300	0	-400
Exy-Delhi	2.2-6mm, IS 1239,IS 1161 (HR Coil Based)	Ex-Yard	12 Feb   17.59 IST	54,500	+1,000	+2,000	+1,500
Exy-Raipur	2.2-6mm, IS 1239,IS 1161 (HR Coil Based)	Ex-Yard	12 Feb   17.59 IST	54,000	+1,000	+2,000	+2,000
Exy-Mumbai	2.2-6mm, IS 1239,IS 1161 (HR Coil Based)	Ex-Yard	12 Feb   17.59 IST	53,500	+1,000	+2,000	+1,500
Exy-Pune	2.2-6mm, IS 1239,IS 1161 (HR Coil Based)	Ex-Yard	12 Feb   17.59 IST	53,500	+1,000	+2,000	+1,500
Exy-Bangalore	2.2-6mm, IS 1239,IS 1161 (HR Coil Based)	Ex-Yard	12 Feb   17.59 IST	54,000	+1,000	+2,000	+1,000
Exy-Hyderabad	2.2-6mm, IS 1239,IS 1161 (HR Coil Based)	Ex-Yard	12 Feb   17.59 IST	54,000	+1,000	+2,000	+1,000

## Billet (Global)

Particular/Delivery	Size/Grade	Delivery	As On	Price	Change	1M	3M
Global prices (in USD/MT)							
FOB Iran	130*130, 3SP	-	07 Feb   18.34 IST	\$420	-3	-24	-45
FOB Russia	130*130, 3SP	-	07 Feb   18.34 IST	\$432	0	-13	-35
CNF Nepal	100*100, IS 2831 (IF Grade)	-	07 Feb   18.31 IST	\$476	-10	-2	-16

<b>CNF Philippines</b>	150*150, 3SP	-	07 Feb   18.31 IST	\$460	+ 5	+ 5	- 25
<b>CNF Turkey</b>	120*120	-	07 Feb   18.31 IST	\$445	0	- 15	- 40

Weekly Assessment

## Rebar (Global)

Particular/Delivery	Size/Grade	Delivery	As On	Price	Change	1M	3M
Global prices (in USD/MT)							
<b>FOB Turkey</b>	12-32mm, Commercial	-	07 Feb   12.34 IST	\$565	+ 10	- 5	- 20

## Wire Rod (Global)

Particular/Delivery	Size/Grade	Delivery	As On	Price	Change	1M	3M
Global prices (in USD/MT)							
<b>CNF Nepal</b>	5.5-6.0mm, Commercial Grade	-	08 Feb   13.15 IST	\$520	+ 10	+ 10	- 15
	6-8 mm, ASTM A510 SAE 1008	-	18 Jan   13.05 IST	\$600	0	0	- 30

## HRC (Global)

Particular/Delivery	Size/Grade	Delivery	As On	Price	Change	1M	3M
Global prices (in USD/MT)							
<b>CNF Bangladesh</b>	2mm, SAE 1006 (China origin)	-	11 Feb   18.35 IST	\$505	- 5	+ 15	- 30
<b>CNF Dubai</b>	2mm, SAE1006 (India origin), SAE1006	-	11 Feb   18.35 IST	\$530	0	- 5	- 30
<b>CNF Europe</b>	3-4mm (China Origin), S235JR	-	11 Feb   18.35 IST	\$490	- 5	+ 15	- 15
	3mm+ (India Origin), S275	-	11 Feb   18.35 IST	\$590	0	0	0
<b>CNF India</b>	2-12 mm, SS400 (China Origin)	-	11 Feb   18.35 IST	\$495	- 5	+ 10	- 20
	3mm, SS400 (South Korea Origin)	-	10 Dec   18.58 IST	\$540	0	NA	NA
<b>CNF Nepal</b>	2mm, SAE1006 (India origin), SAE1006	-	11 Feb   18.35 IST	\$530	+ 10	0	- 15
<b>CNF Pakistan</b>	2mm, SS400 (China origin), SS400	-	11 Feb   18.42 IST	\$485	- 5	+ 15	- 20
	2mm, SS400 (Japan origin), SS400	-	24 Dec   18.32 IST	\$525	0	NA	NA
<b>CNF UAE</b>	2mm, SAE1006 (China Origin)	-	11 Feb   18.35 IST	\$500	- 5	+ 15	- 25
<b>CNF Vietnam</b>	2 mm, SAE 1006 (Formosa, skin pass)	-	11 Jan   13.01 IST	\$515	- 6	NA	NA
	2-3mm, SAE 1006 (China Origin)	-	11 Feb   18.35 IST	\$485	0	+ 5	- 30
	Thickness - 2-6 mm, Width - 1.1-1.3m	-	10 Feb   19.07 IST	\$506	- 13	NA	NA
<b>FOB Black Sea</b>	3mm, SAE1006	-	11 Feb   18.34 IST	\$485	+ 5	0	- 20
<b>FOB China</b>	3-12mm, SS400	-	11 Feb   18.34 IST	\$470	- 5	+ 15	- 15
<b>FOB India</b>	2.5 mm, SAE1006	-	11 Feb   18.34 IST	\$505	0	NA	NA
<b>FOB Japan</b>	2mm, SS400	-	04 Feb   18.04 IST	\$480	- 5	NA	- 30
<b>FOB South Korea</b>	1.6-2.5mm, SAE 1006	-	10 Dec   18.47 IST	\$505	0	NA	NA

## CRC (Global)

Particular/Delivery	Size/Grade	Delivery	As On	Price	Change	1M	3M
Global prices (in USD/MT)							
<b>FOB China</b>	0.90mm, SPCC	-	12 Feb   18.45 IST	\$545	0	+ 5	- 15
<b>FOB India</b>	0.9 mm, IS 513 Gr.O	-	12 Feb   18.45 IST	\$600	- 10	- 15	- 35
<b>FOB Russia</b>	0.90mm, SPCC	-	12 Feb   18.45 IST	\$575	0	- 7	- 35

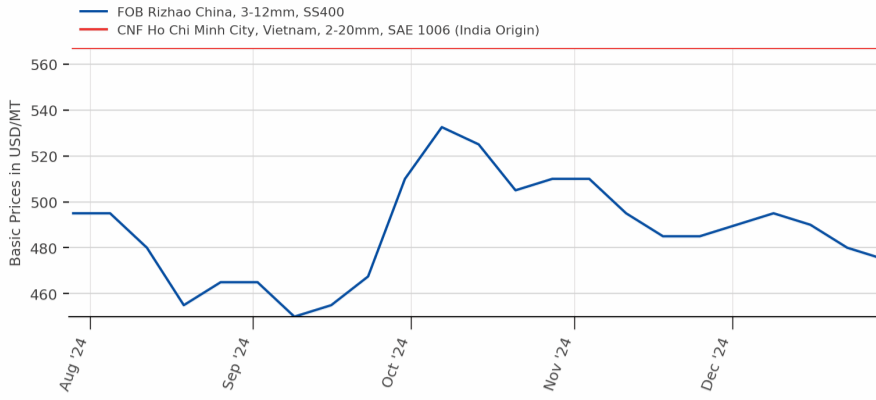
## HR Plate (Global)

Particular/Delivery	Size/Grade	Delivery	As On	Price	Change	1M	3M
Global prices (in USD/MT)							
<b>FOB China</b>	5-10mm, SS 400	-	12 Feb   18.40 IST	\$485	0	0	- 25

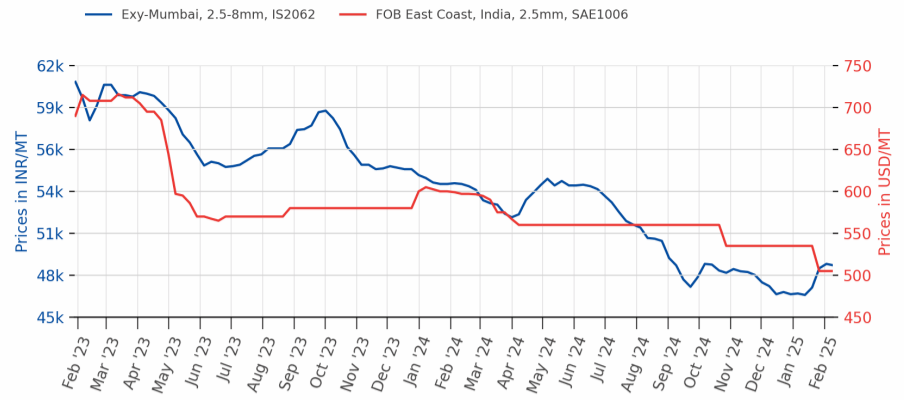
## GP (Global)

Global prices (in USD/MT)							
<b>FOB China</b>	DX51D+z80, Width 1,000-1,500 mm, thickness 0.5-2mm	-	06 Feb   17.43 IST	\$570	0	- 5	- 20
<b>FOB India</b>	Width 900-1250mm, thickness 0.50mm, DX51D+z80, BS EN 10142:2000	-	06 Feb   17.43 IST	\$735	0	- 5	- 5

Note:- W-O-W: Week On Week, 1M: Change over last month, 3M: Change over last 3 months



Source:BigMint



Source:BigMint

### India: Billet index (daily), exw Raipur

Source: BigMint, Note: Billet trade volumes (provisional) recorded by BigMint

INF 39,300/t (-200), Trade Volumes: 2,000t  
12th Feb'25, 18:00 hrs

**India: BigMint's billet index falls INR 200/t d-o-d - 12 Feb**

2025-02-12

[READ MORE](#)

### Vietnam: Domestic mills' HRC (SAE1006) price announcement

Source: BigMint

**Vietnam: Formosa Ha Tinh reduces HRC offers for Mar'25 sales**

2025-02-12

[READ MORE](#)

### Indian DRI, billet and rebar prices, Exw Raipur

Source: BigMint

**Indian DRI, billet, rebar update - 12 Feb**

2025-02-12

[READ MORE](#)

### India: Brandwise rebar offers

**India's brand-wise rebar offers from BF and IF route mills - 12 Feb**

2025-02-12

[READ MORE](#)

### China Domestic Billet Price

Source: Bigmint

**China: Steel billet prices inch up by RMB 10/t (\$1/t) d-o-d**

2025-02-12

[READ MORE](#)

### Iran Domestic Steel Price

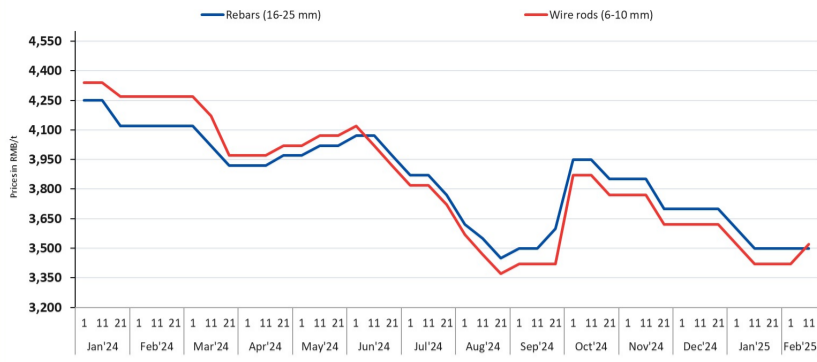
Source: Bigmint

**Iran: Domestic billet prices remain stable; rebar rises on market optimism**

2025-02-12

[READ MORE](#)

### China: Shagang Steel rebar and wire rod prices



Source: BigMint

### China: Shagang Steel rolls over rebar prices for mid-Feb'25 sales

2025-02-12

[READ MORE](#)



### India: DGTR to hold oral hearing for AD investigation into Vietnamese flat steel imports

2025-02-12

[READ MORE](#)

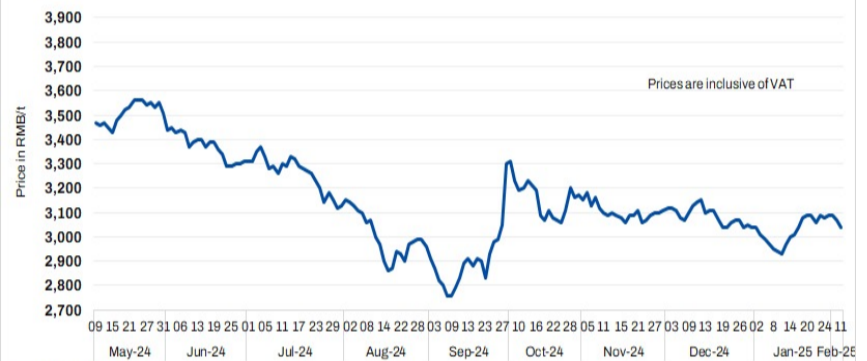


### India: ESL hikes rebar prices by INR 1,500/t (\$17/t)

2025-02-12

[READ MORE](#)

### China Domestic Billet Price



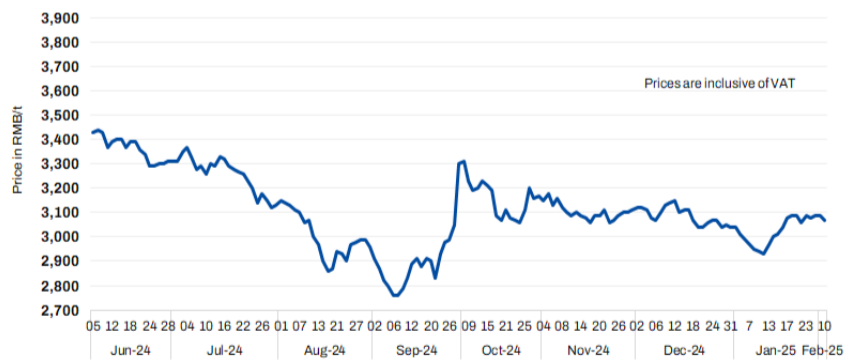
Source: BigMint

### China: Steel billet prices drop by RMB 30/t (\$4/t) d-o-d

2025-02-11

[READ MORE](#)

### China Domestic Billet Price



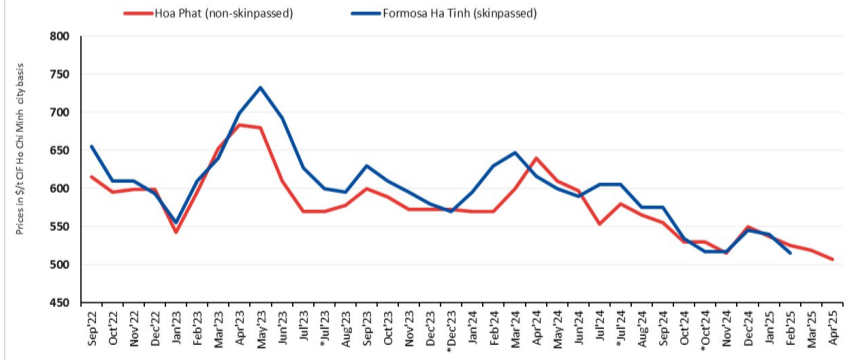
Source: BigMint

### China: Steel billet prices fall by RMB 20/t (\$3/t) following drop in rebar futures

2025-02-10

[READ MORE](#)

### Vietnam: Domestic mills' HRC (SAE1006) price announcement



Source: BigMint

### Vietnam: Hoa Phat cuts HRC prices by around \$13/t m-o-m for Apr-May'25

2025-02-10

[READ MORE](#)

## Ferro Alloy

### Manganese Ore (India)

Particular/Delivery	Size/Grade	Delivery	As On	Price	Change	1M	3M
Indian prices (in INR/MT)							
Odisha	6-80 mm, Mn 30%	Ex-Mines	10 Feb   15.40 IST	12,000	+ 1,075	NA	NA
	6-80 mm, Lumps, Mn 46%	Ex-Mines	01 Feb   11.23 IST	17,004	+ 575	NA	NA
MOIL	Lumps, Lumps, Mn 44%, Fe 7%	Ex-Mines	01 Feb   11.23 IST	16,266	+ 550	NA	NA
	Lumps, Mn 37%, Fe 7.5%	Ex-Mines	01 Feb   11.23 IST	15,660	+ 1,187	NA	NA
	6-80 mm, Lumps, Mn 30%	Ex-Mines	01 Feb   11.23 IST	7,690	+ 583	NA	NA

Weekly Assessment, Prices Ex-Mines Basis Including Royalty

### Chrome Ore (India)

Indian prices (in INR/MT)							
Ex-Jajpur (OMC-eAuction)	Friable 54%+	Ex-Mines	17 Jan   19.29 IST	34,993	+ 7,785	+ 7,785	NA
	Friable 52-54%	Ex-Mines	17 Jan   19.29 IST	22,741	+ 997	+ 997	NA
	Friable 50-52%	Ex-Mines	18 Dec   18.48 IST	20,100	- 11,071	0	NA
	Lumps, Friable 48-50%	Ex-Mines	17 Jan   19.29 IST	23,623	+ 3,072	+ 3,072	NA

OMC E-Auction Prices Including Royalty

### Silico Manganese (India)

Indian prices (in INR/MT)							
Ex-Durgapur	10-150 mm, LC (Mn 55% min.)	Ex-Works	06 Feb   10.57 IST	92,000	+ 500	+ 300	+ 7,200
	10-150 mm, MC (Mn 53% min.)	Ex-Works	06 Feb   10.57 IST	85,000	+ 1,200	+ 200	+ 5,000
	10-50 MM, HC 60-14	Ex-Works	12 Feb   18.46 IST	73,200	+ 300	+ 3,180	+ 7,810
	25-150 mm, HC 60-14	Ex-Works	12 Feb   18.46 IST	72,700	+ 300	+ 3,180	+ 7,810
Ex-Raipur	25-150 mm, HC 60-14	Ex-Works	12 Feb   18.46 IST	73,300	+ 200	+ 3,200	+ 7,820
Ex-Vizag	25-150 mm, HC 60-14	Ex-Works	12 Feb   18.46 IST	73,900	+ 600	+ 3,220	+ 8,420

Weekly Assessment; All Prices are basic; GST @ 18% extra

### Ferro Manganese (India)

Indian prices (in INR/MT)							
Ex-Durgapur	10-150 mm, MC (Mn 70% min)	Ex-Works	06 Feb   10.25 IST	99,250	+ 50	+ 1,150	+ 7,250
	25-150 mm, HC 70%	Ex-Works	12 Feb   18.48 IST	75,500	+ 400	+ 1,990	+ 8,740
Ex-Raipur	25-150 mm, HC 70%	Ex-Works	12 Feb   18.48 IST	75,500	+ 300	+ 1,740	+ 8,660

Weekly Assessment; All Prices are basic; GST @ 18% extra

### Ferro Chrome (India)

Indian prices (in INR/MT)							
Ex-Durgapur	10-60 mm, LC 60%	Ex-Works	06 Feb   10.16 IST	207,200	- 600	- 2,050	- 3,300
Ex-Jajpur	10-150mm, HC 60%, Si- 4%	Ex-Works	12 Feb   10.46 IST	98,500	+ 1,200	- 450	- 10,100
	10-150mm, HC 60%, Si - 2%	Ex-Works	06 Feb   10.16 IST	103,550	- 1,350	- 2,450	- 10,950

Weekly Assessment; All Prices are basic; GST @ 18% extra

### Ferro Silicon (India)

Indian prices (in INR/MT)							
Ex-Guwahati	25-150 mm, FeSi 70%	Ex-Works	10 Feb   18.52 IST	102,600	+ 1,700	- 1,100	- 6,300
Ex-Bhutan	25-150 mm, FeSi 70%	Ex-Works	10 Feb   18.52 IST	100,500	+ 100	- 3,050	- 9,000

Weekly Assessment; All Prices are basic; GST @ 18% extra

### Noble Ferro Alloys (India)

Indian prices (in INR/MT)							
Ex-Raipur	10-100 mm, FeV50%	Ex-Plant	12 Feb   11.06 IST	1,096,000	+ 11,000	+ 16,000	- 19,750
Ex-India	10-100 mm, Mo: 60%	Ex-Plant	12 Feb   10.31 IST	2,571,250	+ 27,800	+ 54,750	+ 10,250

### Manganese Ore (Global)

Particular/Delivery	Size/Grade	Delivery	As On	Price	Change	1M	3M
Global prices (in USD/MT)							
<b>CNF China</b>	Lumps, Mn 37% (USD/dmtu)	-	08 Feb   10.33 IST	\$4.42 /dmtu	+ 0.2	+ 0.45	+ 0.54
	Lumps, Mn 44% (USD/dmtu)	-	08 Feb   10.33 IST	\$4.68 /dmtu	+ 0.35	+ 0.44	+ 0.73
<b>CNF India</b>	Lumps, Mn 37%, (South African origin) (USD/dmtu)	-	08 Feb   10.33 IST	\$4.57 /dmtu	+ 0.2	+ 0.45	+ 0.57
	Lumps, Mn 44% (USD/dmtu)	-	08 Feb   10.33 IST	\$4.83 /dmtu	+ 0.35	+ 0.44	+ 0.73
	Lumps, Mn 46%, (USD/dmtu)	-	08 Feb   10.33 IST	\$5.16 /dmtu	+ 0.37	+ 0.63	+ 0.76

Weekly Assessment

## Chrome Ore (Global)

Global prices (in USD/MT)							
<b>CNF China</b>	Conc 40-42%, S. Africa	-	11 Feb   17.37 IST	\$230	+ 30	+ 30	- 40
	Conc 46-48%, Turkish	-	11 Feb   17.37 IST	\$300	0	0	- 45

Weekly Assessment

## Silico Manganese (Global)

Global prices (in USD/MT)							
<b>FOB India</b>	25-150 mm, HC 60-14	-	12 Feb   18.50 IST	\$867	+ 1	+ 31.8	+ 70.2
	25-150 mm, HC 65-16	-	12 Feb   18.50 IST	\$965	+ 2	+ 29.8	+ 79.4

Weekly Assessment

## Ferro Manganese (Global)

Global prices (in USD/MT)							
<b>FOB India</b>	25-150 mm, HC 70%	-	12 Feb   18.51 IST	\$885	0	+ 16.6	+ 71.4
	25-150 mm, HC 75%	-	12 Feb   18.51 IST	\$971	+ 9	+ 30.2	+ 81

Weekly Assessment

## Ferro Chrome (Global)

Global prices (in USD/MT)							
<b>CNF China</b>	10-150mm, HC 60% (cents/lb)	-	12 Feb   10.29 IST	¢79 /lb	+ 3	+ 3	- 11
<b>CNF Japan</b>	10-50mm, HC 60% (cents/lb)	-	12 Feb   10.29 IST	¢91 /lb	0	+ 2	- 5
<b>CNF South Korea</b>	10-50mm, HC 60% (cents/lb)	-	12 Feb   10.29 IST	¢82 /lb	0	0	- 13

Weekly Assessment

## Ferro Silicon (Global)

Global prices (in USD/MT)							
<b>FOB China</b>	10-50 mm, FeSi 75%	-	10 Feb   18.54 IST	\$1,145	- 5	- 10	- 100
<b>FOB India</b>	10-50 mm, FeSi 70%	-	10 Feb   18.54 IST	\$1,210	- 35	- 50	- 120

Weekly Assessment

### Silico manganese Trade vs Index

INR 73,100/t (+1,100 w-o-w) exw Raipur as on 11 Feb'25

Sources: BigMint | Note: Trade volumes recorded by BigMint

**India: Domestic silico manganese prices gain w-o-w amid uptrend in export market**

2025-02-12

READ MORE

### China: Ferro chrome (HC 60%) prices

Source: BigMint

**China: Ferro chrome prices climb up w-o-w post-Lunar New Year holidays**

2025-02-12

READ MORE



## Non Ferrous

### Aluminium (India)

Particular/Delivery	Size/Grade	Delivery	As On	Price	Change	1M	3M
Indian prices (in INR/MT)							
<b>Aluminium Ingot ADC12, Exw-Delhi NCR</b>	Non-OEM	Ex-Works	12 Feb   17.13 IST	204,000	+1,000	+2,000	+3,000
<b>Aluminium Extrusion Scrap, Exy-Delhi</b>	6063 & 6061 (Mix)	Ex-Yard	12 Feb   17.16 IST	201,000	0	+2,000	+3,000
<b>Aluminium Utensil Scrap, Exy-Delhi</b>	Loose	Ex-Yard	12 Feb   17.16 IST	198,000	0	+3,000	+3,000
<b>Aluminium Tense Scrap, Exy-Delhi</b>	Solid (Loose)	Ex-Yard	12 Feb   17.16 IST	176,000	0	+2,000	+3,000
<b>Aluminium Taint Tabor Scrap, Exy-Delhi</b>	Loose	Ex-Yard	12 Feb   17.16 IST	176,000	0	0	-3,000
<b>Aluminium Ingot P1020, Exy-Delhi</b>	Ingot EC Grade 99.70%	Ex-Yard	12 Feb   17.19 IST	273,000	-1,000	+10,000	+16,500
<b>Aluminium Ingot ADC12, Exw-Delhi NCR</b>	Automobile OEM Approved	Exw-Delhi NCR	08 Feb   13.57 IST	210,000	+2,000	+2,000	+1,000
<b>Aluminium Extrusion Scrap, Exy-Mumbai</b>	6063 (Loose)	Ex-Yard	12 Feb   17.16 IST	210,000	0	+4,000	+3,000
<b>Aluminium Utensil Scrap, Exy-Mumbai</b>	Utensil (Loose)	DAP	12 Feb   17.16 IST	198,000	0	+5,000	+3,000
<b>Aluminium Ingot P1020, Exy-Mumbai</b>	Ingot EC Grade 99.70%	Ex-Yard	12 Feb   17.16 IST	263,000	-1,000	+11,000	+16,000
<b>Aluminium Ingot ADC12, Exw-Chennai</b>	Automobile OEM Approved	Exw-Chennai	08 Feb   14.03 IST	209,000	+1,000	+1,000	-1,000
	Non-OEM	Ex-Works	12 Feb   17.13 IST	205,000	+1,000	+2,000	+2,000
<b>Aluminium Tense Scrap, Exy-Chennai</b>	Solid (Loose)	Ex-Yard	12 Feb   17.16 IST	177,000	0	+2,000	+3,000

### Aluminium (Global)

Particular/Delivery	Size/Grade	Delivery	As On	Price	Change	1M	3M
Global prices (in USD/MT)							
<b>Aluminium Extrusion Scrap, CFR Nhava Sheva, Middle East</b>	6063 (Briquetted)	-	12 Feb   17.08 IST	\$2,500	-10	+30	0
<b>Aluminium Taint Tabor Scrap, CFR Nhava Sheva, Middle East</b>	Briquetted, Clean	-	12 Feb   17.08 IST	\$2,240	-5	+30	+10
<b>Aluminium Taint Tabor, CFR Nahva Sheva, UK</b>	Cut and sheared 9-10% attachment	-	12 Feb   17.08 IST	\$1,870	0	+40	+20
<b>Aluminium Taint Tabor, CFR Nahva Sheva, US</b>	HRB, Attachment 3%	-	12 Feb   17.08 IST	\$2,080	0	+70	+60
<b>Aluminium Talk Scrap, CFR Nhava Sheva, Middle East</b>	Solid (Clean)	-	12 Feb   17.08 IST	\$4,900	-20	+180	NA
<b>Aluminium Talk, CFR Nahva Sheva, US</b>	Solid (Clean)	-	12 Feb   17.08 IST	\$5,070	-10	+140	+190
<b>Aluminium Tense Scrap, CFR Nhava Sheva, Middle East</b>	Attachments 8-9%, Mix	-	12 Feb   17.08 IST	\$1,820	0	+25	+20
<b>Aluminium Tense, CFR Nahva Sheva, US</b>	Attachments 6-7%	-	12 Feb   17.08 IST	\$1,860	-5	+30	0
<b>Aluminium Wheel Scrap, CFR Nahva Sheva, UK</b>	Solid (Loose)	-	12 Feb   17.08 IST	\$2,440	-15	+30	+20
<b>Aluminium Zorba 95-5, CFR Nhava Sheva, UK</b>	20 mm, Solid (Shredded)	-	12 Feb   17.08 IST	\$2,090	-5	+10	-20
<b>Silicon Metal, CFR Mundra, China</b>	Grade 553 Si- 98.5%	-	12 Feb   17.08 IST	\$1,520	0	-100	-210

### Copper (India)

Particular/Delivery	Size/Grade	Delivery	As On	Price	Change	1M	3M
Indian prices (in INR/MT)							
<b>Copper Secondary CC Wire Rods, Exw-Delhi</b>	8 mm, Cu 99% min	Ex-works	12 Feb   17.31 IST	826,000	-6,000	+ 23,800	+ 21,400
<b>Copper Primary CC Wire Rods, Exw-Delhi</b>	8 mm, Cu 99.99%	Ex-works	12 Feb   17.31 IST	858,000	-6,000	+ 30,600	+ 44,800
<b>Copper Armature Scrap, Exy-Delhi</b>	Cu 99%	Ex-Yard	12 Feb   17.31 IST	774,000	-6,000	+ 25,800	+ 21,000
<b>Copper Primary CC Wire Rods (CCR), Exy-Mumbai</b>	8 mm, Cu 99.99%	Ex-Yard	12 Feb   17.31 IST	863,000	-3,000	+ 19,800	+ 47,250
<b>Copper Armature Scrap, Exy-Mumbai</b>	Cu - 98%	DAP	12 Feb   17.31 IST	796,000	-1,000	+ 15,800	+ 20,500
<b>Brass Honey Scrap, Exy-Mumbai</b>	Cu 63% Zn 33%	DAP	12 Feb   17.31 IST	529,000	+ 1,000	+ 9,800	+ 28,750

## Zinc (India)

Particular/Delivery	Size/Grade	Delivery	As On	Price	Change	1M	3M
Indian prices (in INR/MT)							
<b>Zinc Special High Grade Ingot, Exw-Delhi</b>	Ingot, Zn 99.99%	Ex-works	12 Feb   17.08 IST	274,000	-3,000	- 7,300	- 13,100
<b>Zinc Special High Grade Ingot, Exy-Mumbai</b>	Ingot, Zn 99.995%	Ex-Yard	12 Feb   17.08 IST	272,000	+ 3,000	- 4,400	- 12,250

## Lead (India)

Particular/Delivery	Size/Grade	Delivery	As On	Price	Change	1M	3M
Indian prices (in INR/MT)							
<b>Lead Remelted Ingot, Exw-Delhi</b>	Ingot, Pb 99%	Ex-works	12 Feb   17.21 IST	183,000	0	+ 11,800	+ 6,000
<b>Lead Primary Ingot, Exw-Delhi</b>	Ingot, Pb 99.99%	Ex-works	12 Feb   17.21 IST	202,000	0	+ 12,000	+ 8,000
<b>Lead Primary Ingot, Exy-Mumbai</b>	Ingot, Pb 99.99%	Ex-Yard	12 Feb   17.21 IST	181,000	-1,000	+ 200	- 4,750



**Non-ferrous updates: 12-02-2025**

Commodity	LME 3M (\$/t)	%Change	LME Stocks (t)	%Change	MCX (INR/t)	%Change	SHFE (RMB/t)	%Change
Aluminium	2,644	-0.53%	5,58,700	-0.80%	2,57,000	-0.25%	20,675	+0.83%
Nickel	15,538	+0.10%	1,76,946	+0.70%	13,33,000	0.00	1,25,510	-1.16%
Copper	9,358	-0.95%	2,43,300	-1.03%	8,56,000	+0.25%	77,280	-0.16%
Zinc	2,821	-0.88%	1,66,950	-1.04%	2,68,000	+0.64%	23,725	+1.00%
Lead	1,980	-1.00%	2,24,925	+1.60%	1,78,000	+0.17%	17,145	-0.12%

% Change d-o-d basis | Source: LME, MCX, SHFE

**Base metals prices on LME show negative trends**

2025-02-12

[READ MORE](#)





India: Nalco reports strong financial results in Q3 FY24

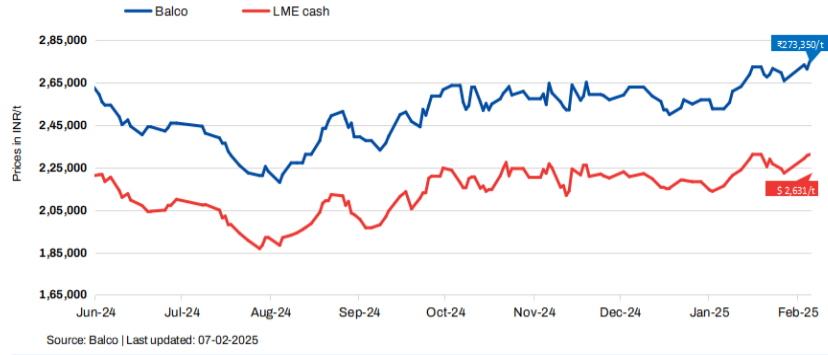
www.bigmint.co

**India: NALCO reports strong financial results in Q3FY'25**

2025-02-12 17:36:45

[READ MORE](#)

India: Domestic aluminium ingot P1020 vs LME price trend

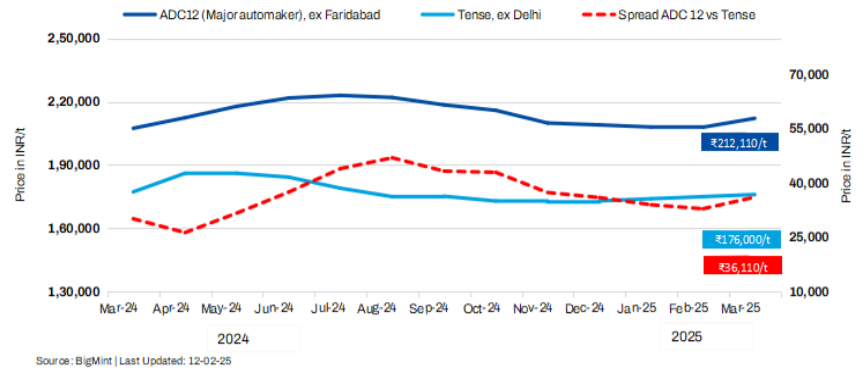


**India: Balco trims aluminium P1020 ingot prices by INR 3,000/t (\$34/t)**

2025-02-12 16:20:49

[READ MORE](#)

India: Major automaker aluminium ADC12 settlement price trends



**India: Major automaker raises ADC12 settlement prices for Mar'25 amid raw material shortage**

2025-02-12 15:56:27

[READ MORE](#)

### India: BigMint's billet index falls INR 200/t d-o-d - 12 Feb

12 Feb 2025

- *Offers drop amid subdued market in north India*
- *Buyers cap purchases amid limited finished sales*

BigMint's billet index inched down by INR 200/tonne (t) d-o-d to INR 39,300/t exw-Raipur on 12 February 2025.

The index dropped due to lower offers, as the market in north India was subdued. Buyers also capped their purchases due to limited movement in the finished steel segment.

Transactions for about 2,000 t were recorded today.

In the finished steel segment, rebar prices remained firm d-o-d, and wire rod tags fell by INR 300/t. Sponge iron prices were unchanged d-o-d.

The conversion spread from sponge iron (PDRI) to billets for the standalone furnaces in the region was recorded at INR 13,300/t.

#### Rationale

This index has been derived based on transactions, offers, bids, and indicative price data sets. Transactions are considered as T1 and given a weightage of 50%, whereas other data sets are considered as T2 and given a weightage of the balance 50%.

- **Transactions (T1)** - One trade at INR 39,200-300/t were recorded during the 2:30 pm to 5:30 pm BigMint trading window and considered for final price calculation as T1 inputs. The average of these transactions is INR 39,250/t, which was given a 50% weightage in the final price calculation. .
- **Other price indicators - bids/offers/indicatives (T2)**

- Eight offers reported in the trading window and considered as T2 inputs. The average price of these eight is INR 39,300/t and given a 50% weightage in the final price calculation. The final price for billets exw-Raipur was INR 39,275/t, rounded off to INR 39,300/t exw.

[Click here for detailed methodology](#)

From BigMint Team - While it would be our earnest endeavour, at BigMint, to bring about transparent and unbiased price index reporting, we would request all our readers and subscribers for their feedback and if they could participate in the reporting of more transactions.

**For detailed methodology - [click here](#)**

India Domestic Raipur Billet Trade Updates - 12 Feb'25							BIGMINT	
Participant	Industry Type	Trade Type	*Price (INR/t)	Delivery	Time of Deal/Call	Data Set	Outlier	
P1	Seller	Offer	39300	EXW	11:32	T2	No	
P2	Seller	Offer	39300	EXW	11:49	T2	No	
P3	Seller	Offer	39300	EXW	16:08	T2	No	
P4	Seller	Offer	39300	EXW	16:10	T2	No	
P5	Seller	Offer	39300	EXW	16:16	T2	No	
P6	Seller	Offer	39250	EXW	16:17	T2	Yes	
P7	Seller	Offer	39300	EXW	17:09	T2	No	
P8	Seller	Offer	39300	EXW	17:11	T2	No	
P9	Seller	Trade	39250	EXW	17:23	T1	No	
P10	Seller	Offer	39,400	EXW	17:25	T2	No	
P11	Seller	Offer	39,500	EXW	17:30	T2	No	

T1 - Trade, T2 - Offer/Bid/Indicative, \*Normalised price as per methodology

### India Domestic Billet Price Index EXW Raipur

- Credible & Transparent Prices
- Robust Methodology & Rationale
- IOSCO Compliance
- Independent View of the Market
- Enabling Informed Conversations & Negotiations

## Global Prices

### Global Prices - Region Wise




























Commodity	Particular	Grade/Size	Price	Change	W-O-W	1M	3M
<b>China</b>							
<i>Export</i>							
Billet	FOB China	125*125, BF Grade	NA	NA	NA	NA	NA
TMT (Re-Bar)	FOB China	Commerical	NA	NA	NA	NA	NA
Wire Rod	FOB China	5.5mm	NA	NA	NA	NA	NA
HRC	FOB China	2.5mm	\$470	-5	-5	+15	-15
CRC	FOB China	0.90 mm	\$545	0	0	+5	-15
<i>Import</i>							
Iron Ore	CNF China	Lumps Fe 64/63%, South Africa	\$105	-1	+1	+7	+3
Iron Ore	CNF China	Fines Fe 62%, Australia	\$107	-2	+2	+6	+5
Pellets	CNF China	6-20mm, BF Grade	\$128	+2	+2	+5	+4
Coking Coal	CNF China	Premium HCC, Australia	NA	NA	NA	NA	NA
Mill Scale	CNF China	70/68%	NA	NA	NA	NA	NA
FeCr	CNF China	HC 60%	¢79/lb	+3	+3	+3	-11
Mn Ore	CNF China	Mn 46% Lumps, Australia	NA	NA	NA	NA	NA
Mn Ore	CNF China	Mn 38%, South Africa	NA	NA	NA	NA	NA
<b>CIS Nations</b>							
<i>Export</i>							
Billet	FOB Black Sea	125*125, BF Grade	\$432	0	0	-13	-35
Slabs	FOB Black Sea	Commercial	NA	NA	NA	NA	NA
Pig Iron	FOB Black Sea	Steel Grade	\$323	0	0	+5	-12
TMT (Re-Bar)	FOB Black Sea	Commercial	NA	NA	NA	NA	NA
HRC	FOB Black Sea	2.5mm	\$485	+5	+5	0	-20
CRC	FOB Black Sea	0.90mm	\$575	0	0	-7	-35
<b>Japan/Korea</b>							
<i>Export</i>							
HRC	FOB Korea	2.5mm	\$505	0	NA	NA	NA
<i>Import</i>							
FeCr	CNF Japan	HC 60%	¢91/lb	0	0	+2	-5













Note:- W-O-W: Week On Week, 1M: Change over last month, 3M: Change over last 3 months, All prices are weekly assessment, Iron Ore are daily assessment

Commodity	Particular	Grade/Size	Price	Change	W-O-W	1M	3M
<b>India</b>							
<i>Export</i>							
Iron Ore	FOB India	Fines, Fe 58/57%	\$70.5	+2.5	+3	+8	+10.5
Billet	FOB India	150*150mm	NA	NA	NA	NA	NA
Pig Iron	FOB India	Steel Grade	NA	NA	NA	NA	NA
HRC	FOB India	2.5mm	\$505	0	0	NA	NA
CRC	FOB India	0.9mm	\$600	-10	-10	-15	-35
SiMn	FOB India	60/14%	\$867	+1	+6.8	+31.8	+70.2
FeMn	FOB India	HC 75%	\$971	+9	+7.2	+30.2	+81
FeSi	FOB Bhutan	70-75%	\$1,210	-35	-35	-50	-120
<i>Import</i>							
Iron Ore	CNF India	Lumps Fe 64%, South Africa	NA	NA	NA	NA	NA
Scrap	CNF India	HMS 1&2 ,Middle East	NA	NA	NA	NA	NA
Scrap	CNF India	Shredded, Europe	\$375	+2	+1.2	0	-12.4
Coking Coal	CNF India	Premium HCC, Australia	\$202	+1	+3.4	-3.4	-17.6
Non-Coking Coal	CNF India	RB2 5500 NAR, South Africa	NA	NA	NA	NA	NA
Met Coke	CNF India	62%, China	NA	NA	NA	NA	NA
Pellets	CNF India	6-20mm, BF Grade	NA	NA	NA	NA	NA
Wire Rod	CNF India	5.5mm, China	NA	NA	NA	NA	NA
HRC	CNF India	2.5mm, China	\$495	-5	-5	+10	-20
HRC	CNF India	2.5mm, Korea	\$540	0	NA	NA	NA
CRC	CNF India	0.90mm, China	\$565	0	0	+5	-15
HR Plate	CNF India	A 36	NA	NA	NA	NA	NA
Mn Ore	CNF India	Mn 38%, South Africa	NA	NA	NA	NA	NA
<b>Europe &amp; US</b>							
<i>Export</i>							
Pig Iron	FOB Brazil	Steel Grade	\$412	+5	+5	+7	-20
<i>Import</i>							
Scrap	CFR Turkey	HMS (80:20), US	\$358	+2	+6.4	+20.8	+7.8
HRC	CIF Europe	2.5mm	NA	NA	NA	NA	NA
<b>Middle East &amp; Africa</b>							
<i>Export</i>							
Iron Ore	FoB South Africa	Lumps, Fe 64/63%	NA	NA	NA	NA	NA
Non Coking Coal	FoB South Africa	RB2 5500 NAR	NA	NA	NA	NA	NA
<i>Import</i>							
Billet	CNF Dubai	125*125, China	NA	NA	NA	NA	NA
HRC	CNF Dubai	2.5mm, China	\$500	-5	-5	+15	-25

Note:- W-O-W: Week On Week, 1M: Change over last month, 3M: Change over last 3 months, All prices are weekly assessment, Iron Ore are daily assessment

## LIVE TENDERS

COMPANY	TYPE	GRADE	QUANTITY	EXPIRY DATE	LOCATION	VIEW
<b>Aluminium</b>						
NMDC	Buy	Aluminum Ingot & Wire	1,658 MT	17 Feb, 2025	 Jagdalpur, Chattisgarh, India	<a href="#">VIEW</a>
NALCO	Sell	Calcined Alumina	30,000 MT	17 Feb, 2025	 Bhubaneswar, Odisha, India	<a href="#">VIEW</a>
<b>Billet/Ingot/Slab</b>						
SAIL	Sell	Bloom	2,250 MT	14 Feb, 2025	 Durgapur, West Bengal, India	<a href="#">VIEW</a>
<b>Ferro Boron</b>						
SAIL	Buy	Ferro Boron	8 MT	26 Feb, 2025	 Burnpur, West Bengal, India	<a href="#">VIEW</a>
<b>Ferro Chrome</b>						
SAIL	Buy	Ferro Chrome-Low Carbon	140 MT	17 Feb, 2025	 Bhilai, Chattisgarh, India	<a href="#">VIEW</a>
<b>Fines/Lumps</b>						
Director of Mines & Geology	Services	Mineral Blocks	4 Nos	28 Feb, 2025	 Raipur, Chattisgarh, India	<a href="#">VIEW</a>
NMDC	Sell	Iron Ore Fines & Lumps	116,100 MT	13 Feb, 2025	 Dantewada, Chattisgarh, India	<a href="#">VIEW</a>
JSW Steel ltd	Sell	Iron Ore Lumps	19,750 MT	14 Feb, 2025	 Sundargarh, Odisha, India	<a href="#">VIEW</a>
NMDC	Sell	Iron Ore	60,200 MT	13 Feb, 2025	 Bacheli, Chattisgarh, India	<a href="#">VIEW</a>
NMDC	Sell	Iron Ore Lumps	10,000 MT	13 Feb, 2025	 Bacheli, Chattisgarh, India	<a href="#">VIEW</a>
NMDC	Sell	Iron Ore Fines & Lumps	332,000 MT	13 Feb, 2025	 Bellary, Karnataka, India	<a href="#">VIEW</a>
<b>HR Plate</b>						
SAIL	Sell	HR Plate	218 MT	15 Feb, 2025	 Chennai, Tamil Nadu, India	<a href="#">VIEW</a>
SAIL	Sell	HR Plate	576 MT	19 Feb, 2025	 Kolkata, West Bengal, India	<a href="#">VIEW</a>
SAIL	Sell	HR Plate	328 MT	13 Feb, 2025	 Bhilai, Chattisgarh, India	<a href="#">VIEW</a>
SAIL	Sell	HR Plate	328 MT	13 Feb, 2025	 Bhilai, Chattisgarh, India	<a href="#">VIEW</a>
SAIL	Sell	HR Plate	785 MT	18 Feb, 2025	 Kolkata, West Bengal, India	<a href="#">VIEW</a>
TATA Steel	Sell	HR Plate	275 MT	13 Feb, 2025	 Ghaziabad, Uttar Pradesh, India	<a href="#">VIEW</a>
SAIL	Sell	HR Plate	238 MT	17 Feb, 2025	 Bhilai, Chattisgarh, India	<a href="#">VIEW</a>
<b>Limestone</b>						
Department of Mines & Geology	Services	Mineral Blocks	15 Nos	01 Apr, 2025	 Delhi, Delhi, India	<a href="#">VIEW</a>
<b>Melting Scrap</b>						
MIDHANI	Buy	CRCA Bundle Scrap	1,000 MT	14 Feb, 2025	 Hyderabad, Telangana, India	<a href="#">VIEW</a>
NMDC	Sell	PCM Jam	6,000 MT	18 Feb, 2025	 Jagdalpur, Chattisgarh, India	<a href="#">VIEW</a>
EmpreoPremium	Sell	ELV Scrap	400 MT	14 Feb, 2025	 Bhubaneswar, Odisha, India	<a href="#">VIEW</a>
URANIUM CORPORATION OF INDIA LIMITED	Sell	Melting Scrap	525 MT	14 Feb, 2025	 Jamshedpur, Jharkhand, India	<a href="#">VIEW</a>
NALCO	Sell	Melting Scrap	222 MT	25 Feb, 2025	 Angul, Odisha, India	<a href="#">VIEW</a>
MahindraAcceloLimited	Sell	CRCA Scrap	868 MT	17 Feb, 2025	 Pune, Maharashtra, India	<a href="#">VIEW</a>
MSTC	Sell	ELV Scrap	475 MT	17 Feb, 2025	 Bangalore, Karnataka, India	<a href="#">VIEW</a>
<b>Met Coke</b>						
RINL	Buy	BF Coke	30,000 MT	25 Feb, 2025	 Visakhapatnam, Andhra Pradesh, India	<a href="#">VIEW</a>
<b>Non Coking</b>						

COMPANY	TYPE	GRADE	QUANTITY	EXPIRY DATE	LOCATION	VIEW
GMR Group	Sell	Coal Mill Reject	15,000 MT	18 Feb, 2025	 Chandrapur, Maharashtra, India	<a href="#">VIEW</a>
NTPC	Sell	Coal Mill Reject	5,000 MT	13 Feb, 2025	 Bhilai, Chattisgarh, India	<a href="#">VIEW</a>
WCL	Sell	Non Coking Coal	500,000 MT	13 Feb, 2025	 Nagpur, Maharashtra, India	<a href="#">VIEW</a>
ECL	Sell	Non Coking Coal	277,000 MT	14 Feb, 2025	 Burdwan, West Bengal, India	<a href="#">VIEW</a>
<b>Pellets</b>						
RINL	Buy	Iron Ore Pellets	50,000 MT	22 Feb, 2025	 Vishakhapatnam, Andhra Pradesh, India	<a href="#">VIEW</a>
<b>Rail</b>						
MOIL Limited	Buy	Rail	235 MT	15 Feb, 2025	 Balaghat, Madhya Pradesh, India	<a href="#">VIEW</a>
<b>Stainless Steel</b>						
BHEL	Buy	Stainless Steel Plates	223 MT	22 Feb, 2025	 Haridwar, Uttarakhand, India	<a href="#">VIEW</a>
BHEL	Buy	Stainless Steel Plates	232 MT	15 Feb, 2025	 Bhopal, Madhya Pradesh, India	<a href="#">VIEW</a>
DAE	Buy	Stainless Steel Rods	48 MT	13 Feb, 2025	 Hyderabad, Telangana, India	<a href="#">VIEW</a>
INOX India Pvt Ltd	Sell	SS304 Stainless Steel Scrap	150 MT	14 Feb, 2025	 Kalol, Gujarat, India	<a href="#">VIEW</a>
<b>Structure</b>						
PunjabStateTransmissionCorporationLimited	Buy	Structure and Section	2,640 MT	25 Feb, 2025	 Patiala, Punjab, India	<a href="#">VIEW</a>
<b>Zinc</b>						
Yantra India Limited	Buy	Zinc Ingot	54 MT	25 Feb, 2025	 Kolkata, West Bengal, India	<a href="#">VIEW</a>

[View All](#)





Formerly SteelMint / CoalMint

**Contact:**

[info@bigmint.co](mailto:info@bigmint.co)

+91 97700 56666

**Disclaimer:** BigMint has taken due care and caution in compilation of content. Information is just for reference not intended for trading purpose or to address your particular requirement. The content includes facts, views and opinions are of individuals and not that of the BigMint management. We and our content licensors do not guarantee or warrant the accuracy, completeness or timeliness of, or otherwise endorse these views, and opinions. BigMint and its affiliates, or their employees, directors or agents shall not be liable or responsible for any loss or costs or any action whatsoever arising out of use or relying on the spot prices disseminated.