



BIGMINT

Formerly SteelMint / CoalMint

Issue 1283,

Daily Steel Report

HIGHLIGHTS

13 Sep 2024, Fri

[Intel & Insights](#)

[Snap Shot - Global Prices \(USD/MT\)](#)

[Snap Shot - Indian Domestic Prices \(INR/MT\)](#)

[Iron Ore](#)

[Coal](#)

[Scrap & Metallics](#)

[Steel](#)

[Ferro Alloy](#)

[Non Ferrous](#)

[India Domestic Billet Index](#)

[Global Prices - Region Wise](#)

[Live Tenders](#)

INDIA

Iron Ore

India: Iron ore fines index recovers \$3/t w-o-w amid improved market sentiments [READ MORE >](#)

India: Low-grade iron ore prices stable in Karnataka; all eyes on NMDC auction [READ MORE >](#)

BigMint's daily trade sheet - 11 Sep'24 [READ MORE >](#)

Coal

India: Coal vessel freight rates remain largely stable on lower inquiries [READ MORE >](#)

India: Domestic met coke prices fall to 4-month low on subdued demand, falling import offers [READ MORE >](#)

India: Thermal coal port stocks drop slightly w-o-w in week 36, 2024 [READ MORE >](#)

Scrap & Metallics

South Asia: Subdued demand, market uncertainty persist in scrap market [READ MORE >](#)

India: BigMint's ferrous scrap index drops by INR 1,100/t w-o-w -12 Sept 2024 [READ MORE >](#)

India: Sponge iron prices fall by INR 50-150/t d-o-d on weak market sentiment- 12 Sep [READ MORE >](#)

Steel

India: BigMint's billet index declines further by INR 150/t d-o-d - 12 Sep [READ MORE >](#)

Indian DRI, billet, and rebar update - 12 Sep [READ MORE >](#)

India's brand-wise rebar offers from BF and IF route mills - 12 Sep [READ MORE >](#)

India: KPIL secures new orders of INR 2,774 crore [READ MORE >](#)

India: JSW Steel's crude steel production edges up y-o-y in Aug'24 [READ MORE >](#)

India's steel exports rise in Aug'24 after 5-month gap. But, Q3 look bearish [READ MORE >](#)

Ferro Alloy

India: Ferro chrome prices edge down on bid-offer disparities [READ MORE >](#)

India: NMDC floats 3,283 t ferro silicon purchase tender [READ MORE >](#)

India: SMIORE to auction over 24,000 t of manganese ore [READ MORE >](#)

Non Ferrous

India: Aluminium scrap prices inch up d-o-d [READ MORE >](#)

India: Domestic, imported copper prices rise even as bid-offer disparity prevails [READ MORE >](#)

India: NALCO cuts primary aluminium ingot prices by INR 1,200/t (\$14/t) [READ MORE >](#)

India: Hindalco, Balco raise aluminium ingot prices by up to INR 3,500/t (\$42/t) [READ MORE >](#)

Base metals prices on LME witness positive trends, stocks experience outflows [READ MORE >](#)

Ship Breaking

India: Melting scrap prices decrease by INR 500/t d-o-d in Alang [READ MORE >](#)

CHINA

China: Iron ore spot prices rise by \$2/t d-o-d amid improved restocking activity [READ MORE >](#)

China: Steel billet prices rise sharply by RMB 60/t (\$8/t) d-o-d [READ MORE >](#)

SOUTH EAST ASIA

Indonesia's PTBA on track to meet its 42 mnt coal output target [READ MORE >](#)

FAR EAST ASIA

South Korea: Ferrous scrap inventory declines after 3 weeks of continuous increase

[READ MORE >](#)

CIS NATIONS

Mongolia: Coking coal exports increase over 28% y-o-y in Jan-Aug 2024

[READ MORE >](#)

Turkiye: Imported bulk ferrous scrap prices remain flat w-o-w; market witness multiple trades amid restocking

[READ MORE >](#)

UK, EUROPE

Indian CRC export offers to EU remain flat w-o-w

[READ MORE >](#)

AMERICAS

Brazil: Iron ore exports fall 3% m-o-m in Aug'24

[READ MORE >](#)

US: Ferrous scrap exports fall 4% m-o-m in Jul'24 amid weak demand from major buyers

[READ MORE >](#)

India: Iron ore fines index recovers \$3/t w-o-w amid improved market sentiments

Sep 12, 2024 19:57

Global fines spot, future prices surge Sellers hold on to cargo in seaborne market Discounts for Fe57% Indian fines at 20-25%The iron ore export market saw a slight increase in prices over the last few days, thanks to improved global

fines spot and future prices and increased trades in China. However, no significant trades were reported in India.BigMint's weekly Indian low-grade iron ore fines (Fe 57%) export index rose by \$3/tonne (t) w-o-w to \$54/t FOB eas

Continued

SNAP SHOT - GLOBAL PRICES (USD/MT)

Commodity	Particular	Size,Grade	As on	Price	Change	1M	3M
Iron Ore Fines ¹	China Imports	Fines, Fe 62%	12 Sep 10.23 IST	\$92	+ 2	- 6	- 15
Iron Ore ¹	Indian Imports	Lumps, Fe 64%	11 Sep 15.30 IST	\$98	- 5	- 12	- 23
Pellets (Brazil) ²	China Imports	6-20 mm, Fe 65%	11 Sep 13.44 IST	\$112	- 3	- 7	- 12
Pellets (India) ²	China Imports	6-20 mm, Fe 63%	11 Sep 18.34 IST	\$96.5	0	- 5.5	- 14
Coking ²	Australia Exports	Premium HCC	12 Sep 11.28 IST	\$180	0	- 27.67	- 76.5
Non Coking ²	India Imports	RB2 , S.Africa	12 Sep 14.14 IST	\$103	- 2	- 7.75	- 11
Graphite Electrode ²	China Exports	600mm, UHP	11 Sep 12.24 IST	15,200 RMB/t	+ 50	NA	- 1,150
Scrap ²	India Imports	Shredded	12 Sep 18.41 IST	\$391	- 4	- 16.5	- 26.6
Scrap ²	Turkey Imports	HMS 80:20	12 Sep 18.41 IST	\$370	0	- 4.25	- 16
Scrap ²	Pakistan Imports	Shredded	12 Sep 18.41 IST	\$397	- 3	- 13.75	- 25.6
Scrap ²	Bangladesh Imports	Shredded	12 Sep 18.41 IST	\$401	- 1	- 19	- 21.2
Scrap (Ship Breaking) ²	India Imports	Containers	10 Sep 12.18 IST	\$510	- 10	0	- 50
Billet ²	India Exports	150*150, 3SP/4SP	03 Sep 18.08 IST	\$490	0	0	NA
Billet ²	Russia Exports	130*130, 3SP	10 Sep 18.40 IST	\$460	- 13	- 20	- 38
Billet ²	Iran Exports	130*130, 3SP	10 Sep 18.40 IST	\$465	0	- 6	- 15
Billet ²	Philippines Import	150*150, 3SP	10 Sep 18.38 IST	\$455	- 5	- 25	- 54.5
Sponge Iron ²	India Exports	-	-	-	-	-	-
Pig Iron ²	Russia Exports	Steel Grade	07 Sep 11.40 IST	\$382	- 6	- 10	- 38
HRC ²	China Exports	3-12mm, SS400	10 Sep 18.12 IST	\$450	- 15	- 30	- 70
Wire Rod ²	Nepal Import	5.5-6.0mm, Commercial Grade	07 Sep 13.18 IST	\$525	0	- 5	- 57
HRC ²	India Exports	2.5 mm, SAE1006	23 Apr 18.30 IST	\$560	0	- 15	- 40
HRC ²	South Korea Exports	1.6-2.5mm, SAE 1006	13 Aug 18.46 IST	\$520	- 30	- 30	NA
HRC (China) ²	Vietnam Imports	2-3mm, SAE 1006	10 Sep 18.19 IST	\$470	- 15	NA	- 75
HRC (China) ²	Dubai Imports	2-3mm, SAE 1006	10 Sep 18.19 IST	\$470	- 15	NA	- 75
CRC ²	India Exports	0.9 mm, IS 513 Gr.O	11 Sep 18.13 IST	\$645	0	- 30	- 50
CRC ²	China Exports	0.90mm, SPCC	11 Sep 18.13 IST	\$520	0	- 15	- 75
HR Plate ²	China Exports	5-10mm, SS 400	11 Sep 18.55 IST	\$470	- 5	- 30	- 75
GP ²	China Exports	DX51D+z80, Width 1,000-1,500 mm, thickness 0.5-2mm	12 Sep 17.01 IST	\$580	- 5	- 10	- 65
Silico Manganese ²	India Exports	25-150 mm, HC 65-16	12 Sep 18.48 IST	\$912	0	- 51	- 295
Ferro Chrome ²	China Import	10-150mm, HC 60%	11 Sep 10.30 IST	¢94.25 /lb	- 0.75	- 1.25	- 4.75
Manganese Ore ²	India Imports	Lumps, Mn 37%,	07 Sep 11.37 IST	\$4 /dmtu	0	- 0.3	- 2.35
Ferro Manganese ²	India Exports	25-150 mm, HC 75%	12 Sep 18.52 IST	\$933	0	- 69	- 292.2
Ferro Silicon ²	Bhutan Exports	10-50 mm, FeSi 70%	09 Sep 18.31 IST	\$1,150	0	+ 20	- 150

1-Daily Assessment, 2-Weekly Assessment, 3-Monthly Assessment, W-O-W:Week On Week, 1M: Change over last month, 3M: Change over last 3 months

India: Ferro chrome prices edge down on bid-offer disparities

Sep 12, 2024 18:36

Bids rise at Vedanta-FACOR's auction Stainless steel prices register marginal drop Indian high-carbon ferro chrome (HC60%, Si:4%) prices fell by INR 1,000/tonne (t) (\$12/t) w-o-w as compared to the previous assessment on 4 September 2024.

Prices saw a drop, as there was resistance from buyers towards higher offers. Pricing trends Domestic prices drop: As per BigMint's assessment on 11 September, Indian high-carbon ferro chrome (HC60%, Si:4%) prices stood at INR 106,800/t (\$1

Continued

SNAP SHOT - INDIAN DOMESTIC PRICES (INR/MT)

Commodity	Particular	Size,Grade	As on	Price	Change	1M	3M
Fines/lumps ²	Iron Ore Index	5-18 mm, Fe 63%, DR Grade	07 Sep 14.39 IST	5,650	0	-150	-2,150
Fines/lumps ²	Iron Ore Index	0-10 mm, Fe 63%	07 Sep 14.02 IST	4,400	0	-250	-1,450
Iron Ore ³	NMDC	6-40 mm, Fe 65.5%	07 Aug 11.13 IST	5,350	NA	NA	-1,100
Iron Ore ³	NMDC	0-10 mm, Fe 64%	07 Aug 11.05 IST	4,610	NA	NA	-1,000
Pellets ²	Raipur	6-20 mm, Fe 63%,	10 Sep 18.27 IST	8,600	0	-500	-2,000
Pellets ²	Bellary	6-20 mm, Fe 63%	10 Sep 18.27 IST	9,400	0	-150	-950
Met Coke ²	Ex-India (East)	25-90 mm, Blast Furnace-grade	11 Sep 16.56 IST	33,500	-600	-1,300	-2,000
Graphite Electrode ³	Ex-India	600mm, UHP	24 Jun 19.11 IST	325,000	0	0	0
Mill Scale ²	FoR-Kandla	Fines, Fe 70/68%	11 Sep 18.56 IST	6,450	+50	-200	-550
Hms ¹	Ex-Mumbai	HMS	12 Sep 17.35 IST	32,500	0	-500	-2,000
Hms ¹	Ex-Alang	HMS	12 Sep 17.35 IST	33,500	-500	+100	-3,800
Pig Iron ¹	Ex-Durgapur	Steel Grade	12 Sep 17.36 IST	36,000	+50	-800	-1,900
Pig Iron ¹	Ex-Ludhiana, Foundary	Foundry Grade	12 Sep 13.32 IST	42,200	0	-1,800	-2,300
Sponge Pellet ¹	Ex-Raipur	Lumps, FeM 80%, +/-1	12 Sep 17.35 IST	24,750	-50	+350	-1,050
Billet ¹	Ex-Mumbai	100x100mm, IS 2831	12 Sep 17.45 IST	40,000	-200	-1,000	-3,300
Billet ¹	Ex-Raipur	100x100mm, IS 2831	12 Sep 17.45 IST	37,050	-150	-1,250	-4,250
TMT (Re-Bar) Secondary mills ¹	Ex-Mumbai	12-25mm, IF Route, Fe 500, IS 1786	12 Sep 13.34 IST	45,600	-100	+500	-3,800
TMT (Re-Bar) Secondary mills ¹	Ex-Delhi/NCR	12-25mm, IF Route, Fe 500, IS 1786	12 Sep 13.34 IST	43,800	-400	-1,800	-5,000
TMT (Re-Bar) ²	Ex-Mumbai	12-32mm, BF Route, IS 1786 Fe 500D	06 Sep 17.33 IST	50,600	+300	+300	-7,200
Structure ¹	Ex-Mumbai	40x40 Angle, IF Route, IS 2062/2011 E-250 Gr A	12 Sep 10.25 IST	47,500	-300	-1,000	-4,200
Wire Rod ¹	Ex-Raipur	5.5 mm, SWRY 14 LC Gr 3, Induction route	12 Sep 17.36 IST	40,500	-300	-1,800	-5,000
HRC ²	Ex-Delhi	2.5-8mm / CTL, IS2062, Gr E250 Br.	10 Sep 17.59 IST	48,500	-300	-1,950	-5,950
HRC ²	Ex-Mumbai	2.5-8mm / CTL, IS2062, Gr E250 Br.	10 Sep 17.59 IST	49,000	0	-1,350	-4,850
CRC ²	Ex-Delhi	0.90mm / CTL, IS 513, CR1	10 Sep 18.04 IST	57,000	0	-900	-4,200
CRC ²	Ex-Mumbai	0.90mm / CTL, IS 513, CR1	10 Sep 18.04 IST	56,200	0	-1,250	-4,100
HR Plate ²	Ex-Mumbai	5-10mm, Gr E250 Br.	11 Sep 18.09 IST	50,500	0	-500	-4,500
GP ²	Ex-Mumbai	0.8mm / CTL, 120 GSM, IS277	12 Sep 18.19 IST	59,300	-1,000	-1,900	-5,600
Silico Manganese ²	Ex-Raipur	25-150 mm, HC 60-14	12 Sep 18.42 IST	66,200	-100	-3,000	-15,540
Ferro Manganese ²	Ex-Raipur	25-150 mm, HC 70%	12 Sep 18.41 IST	71,500	0	-3,925	-19,080
Ferro Chrome ²	Ex-Jajpur	10-150mm, HC 60%, Si- 4%	11 Sep 10.31 IST	106,800	+200	+3,700	-2,850
Manganese Ore ²	Ex Balaghat, MOIL	Lumps, Mn 37%, Fe 7.5%	02 Sep 12.42 IST	12,874	-2,272	NA	NA
Chrome Ore ²	Ex-Odisha OMC, E-auction	Lumps, Friable 48-50%	21 Aug 18.29 IST	23,721	-424	NA	NA

*Basic Price GST @ 18% extra

1-Daily Assessment, 2-Weekly Assessment, 3-Monthly Assessment, W-O-W: Week On Week, 1M: Change over last month, 3M: Change over last 3 months

Iron Ore

Iron Ore (India)

Particular/Delivery	Size/Grade	Delivery	As On	Price	Change	1M	3M
Indian prices (in INR/MT)							
Odisha Iron Ore Index	5-18 mm, Fe 63%, DR Grade	Ex-mines	07 Sep 14.39 IST	5,650	0	-100	-1,150
	10-30mm, Fe 63%, BF Grade	Ex-mines	07 Sep 14.02 IST	5,050	0	0	-1,100
	0-10 mm, Fe 63%	Ex-mines	07 Sep 14.02 IST	4,400	0	-200	-900
	0-10mm, Fe 60%	Ex-mines	07 Sep 14.39 IST	3,700	+50	-50	-700
	0-5mm, Fe 57%	Ex-mines	12 Sep 18.50 IST	2,400	0	-250	-900
	5-18 mm, Lumps, Fe 60%	Ex-mines	07 Sep 14.02 IST	5,000	0	0	-1,000
	10-30 mm, lumps, Fe 60%	Ex-mines	07 Sep 14.02 IST	4,400	0	-100	-1,100
	0-10mm, Fe 62%	Ex-mines	07 Sep 14.39 IST	4,200	+100	-100	-600
OMC Daitari	10-40 mm, Fe 62%	Ex-Mines	20 Aug 13.32 IST	5,210	+150	+150	-1,800
OMC Kurmitar (Koira)	0-5 mm, Fe 62-60%	Ex-Mines	20 Aug 13.32 IST	3,500	-600	-600	-1,450
	10-40 mm, Fe 62%	Ex-Mines	20 Aug 13.32 IST	5,150	+150	+150	-1,650
OMC Gandhamardan	0-5 mm, Fe 62-60%	Ex-Mines	20 Aug 13.32 IST	3,450	-800	-800	-1,850
	10-40 mm, Fe 62%	Ex-Mines	20 Aug 13.32 IST	4,600	-100	-100	-1,650
OMC Daitari	0-5 mm, Fe 62-64%	Ex-Mines	20 Aug 13.32 IST	4,000	-800	-800	-1,930
OMC Guali	5-18 mm, Fe 62%	Ex-mines	20 Aug 13.32 IST	5,105	-150	-150	-1,050
	Fines -5 mm, Fe 60-62%	Ex-mines	20 Aug 13.32 IST	4,100	-300	-300	-1,550
OMC Jiling	5-18 mm, Fe 62%	Ex-mines	20 Aug 13.32 IST	5,700	-150	-150	-1,750
	Fines -5 mm, Fe 60-62%	Ex-mines	20 Aug 13.32 IST	4,250	-250	-250	-1,400
NMDC, Chhattisgarh	0-10 mm, Fe 64%	F.O.R Siding	07 Aug 11.05 IST	4,610	NA	NA	-1,000
	10-40 mm, Fe 67%, DR CLO	F.O.R Siding	07 Aug 11.05 IST	6,420	NA	NA	-1,100
	10-150 mm, Fe 65.5%	F.O.R Siding	07 Aug 11.05 IST	5,320	NA	NA	-1,130
	6-40 mm, Fe 65.5%	F.O.R Siding	07 Aug 11.13 IST	5,350	NA	NA	-1,100
Chandrapur, Maharashtra	0-10mm, Fe 63%	FoR Ballarshah	06 Sep 18.43 IST	5,050	-100	-1,050	-1,050
Ex-Bellary	0-10 mm, Fe 62%	Ex-Mines	12 Sep 18.34 IST	4,500	0	0	-1,000
	0-10 mm, Fe 57%	Ex-Mines	12 Sep 18.34 IST	2,650	0	-50	-650
Karnataka e-auction	Lumps 10-20mm, Fe 63%	Ex-Mines	31 Aug 14.18 IST	4,400	+100	+100	-450
	Fines 0-5 mm, Fe 60%	Ex-Mines	31 Aug 14.18 IST	3,400	+200	+200	-300

Pellets (India)

Indian prices (in INR/MT)							
Ex-Barbil	6-20 mm, Fe 63%, (+/- 0.5%)	FOR Siding	10 Sep 18.27 IST	7,050	0	-100	-1,175
Ex-Durgapur	6-20 mm, Fe 63%, (+/- 0.5%)	Ex-Works	10 Sep 18.27 IST	7,700	0	-175	-1,250
Ex-Jamshedpur	6-20 mm, Fe 63%	Ex-Works	10 Sep 18.27 IST	7,850	-200	NA	-950
Ex-Jharsugda	6-20 mm, Fe 63%, (+/- 0.5%)	Ex-Works	10 Sep 18.27 IST	7,500	0	-300	-1,225
Ex-Raipur	6-20 mm, Fe 63%, (+/- 0.5%)	Ex-Works	10 Sep 18.27 IST	8,600	0	-500	-2,000
Ex-Kandla	6-20 mm, Fe 64/63%	DAP	10 Sep 18.27 IST	9,900	0	-200	-1,800
Ex-Bellary	6-20 mm, Fe 63%	Ex-Works	10 Sep 18.27 IST	9,400	0	-150	-950

Weekly Assessment, GST @ 5% extra., Barbil and Kandla - Prices Loaded to Wagons

Concentrates (India)

Indian prices (in INR/MT)							
Ex-Jabalpur	-45 micron, Fe 63%	Ex-works	11 Sep 17.48 IST	3,850	0	-150	-925

Iron Ore (Global)

Global prices (in USD/MT)							
CNF China	Fines, Fe 61.5% (Australia Origin)	-	12 Sep 10.23 IST	\$90	+2	-6	-15
CNF China	Fines, Fe 62% (Australia Origin)	-	12 Sep 10.23 IST	\$92	+2	-6	-15
CNF China	Fines, Fe 62.5% (Brazil Origin)	-	11 Sep 13.41 IST	\$92	-1	-9	-18
CNF China	Fines, Fines 63/62% (India origin)	-	11 Sep 13.41 IST	\$87	-1	-4	-8
CNF China	Lumps, Fe 64/63% (South Africa Origin)	-	11 Sep 13.41 IST	\$91	-1	-8	-17
CNF China	Lumps, USD/dmtu	-	12 Sep 10.23 IST	\$0.1225	-0.003	-0.0475	-0.102

CNF China	Fines, Fe 55% (India Origin)	-	12 Sep 18.37 IST	\$60	+ 2.5	- 2.25	- 6
CNF China	Fines, Fe 56% (India Origin)	-	12 Sep 18.37 IST	\$63	+ 2.5	- 2.25	- 6
CNF China	Fines, Fe 57% (India origin)	-	12 Sep 18.37 IST	\$66	+ 2.5	- 2.25	- 6
CNF India	Lumps, Fe 64% (South Africa origin)	-	11 Sep 15.30 IST	\$98	- 5	- 12	- 23
FOB India	Fines, Fe 57% (India origin)	-	12 Sep 18.41 IST	\$53.5	+ 3	- 0.5	- 4.5

Prices on DMT basis (Daily Assessment) , India- Single Port Loading , FOB prices including demurrage , June to November: Moisture@ 10% , December to May: Moisture@ 8% , Or, actual moisture as per cargo certificate submitted by shipper to be adjusted

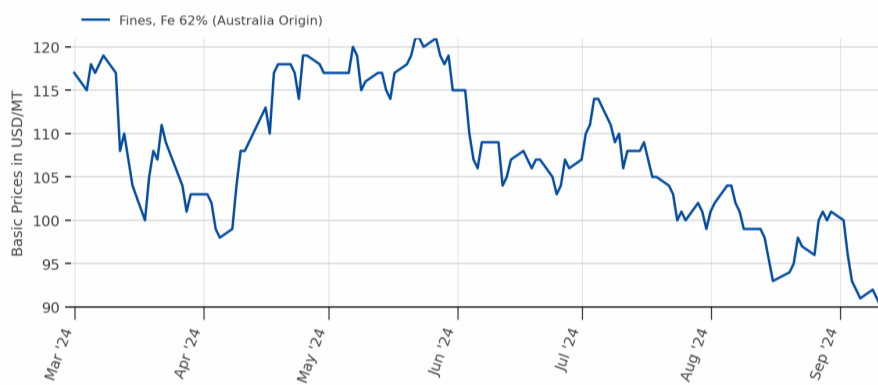
Pellets (Global)

Global prices (in USD/MT)

CNF China	6-20 mm, Fe 63% (India Origin)	-	11 Sep 18.34 IST	\$96.5	0	- 5.5	- 14
	6-20 mm, Fe 65% (Brazil Origin)	-	11 Sep 13.44 IST	\$112	- 3	- 7	- 12
FOB India	6-20 mm, Fe 63%	-	11 Sep 18.35 IST	\$84	+ 0.5	- 4.75	- 12.5
CNF China	5-20mm, Fe 63%	-	12 Sep 11.25 IST	\$7.3	- 0.35	- 0.2	+ 1.15
	6-20mm	-	12 Sep 11.25 IST	\$16.25	- 0.25	- 0.75	+ 1.3

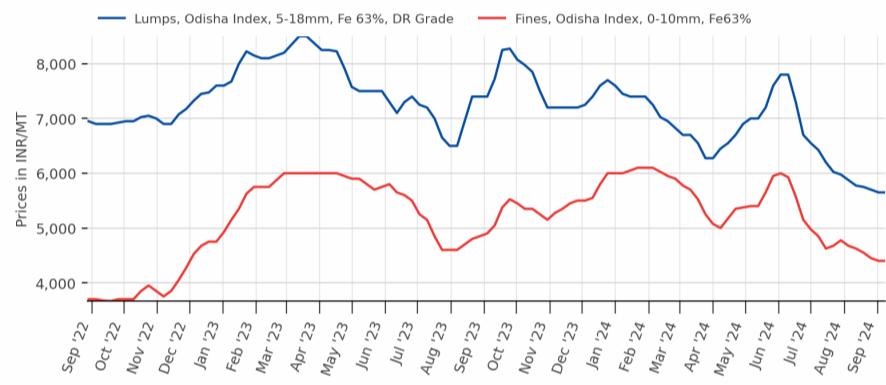
Note:- W-O-W: Week On Week, 1M: Change over last month, 3M: Change over last 3 months

Iron Ore Fines, CNF Rizhao China



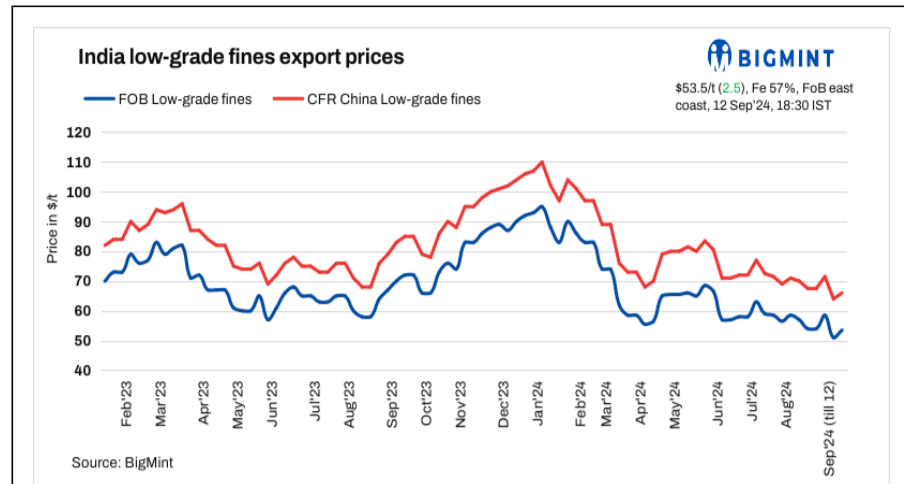
Source:BigMint

Odisha Iron Ore Price Index (Lumps & Fines)



Source:BigMint

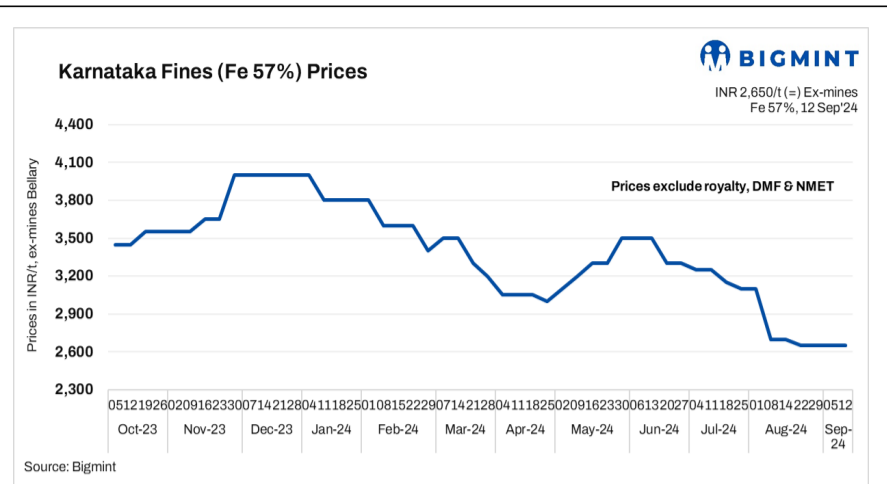
Iron Ore News



India: Iron ore fines index recovers \$3/t w-o-w amid improved market sentiments

2024-09-12

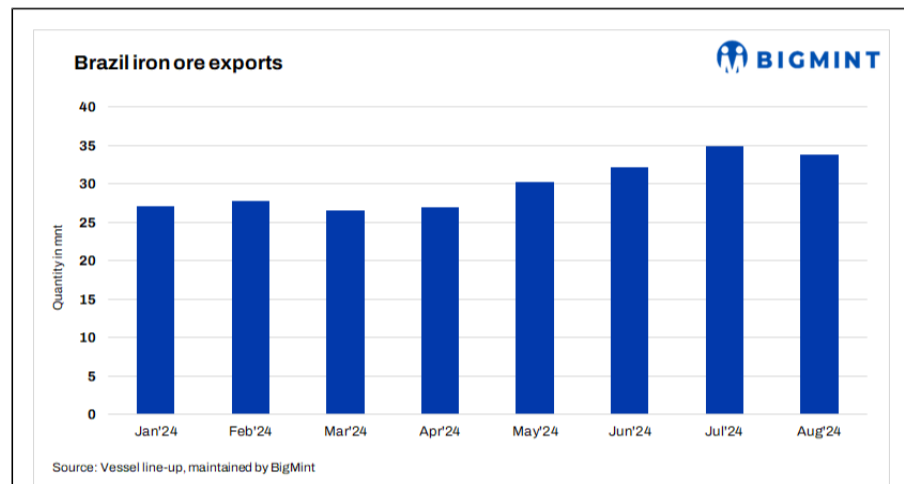
[READ MORE](#)



India: Low-grade iron ore prices stable in Karnataka; all eyes on NMDC auction

2024-09-12

[READ MORE](#)



Brazil: Iron ore exports fall 3% m-o-m in Aug'24

2024-09-12

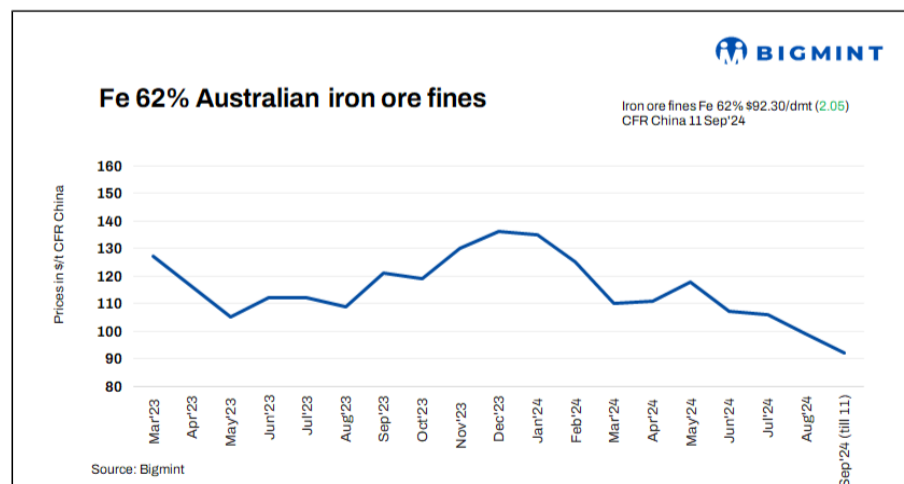
[READ MORE](#)

India: Daily Trade Sheet
for steel & related commodities

BigMint's daily trade sheet - 11 Sep'24

2024-09-12

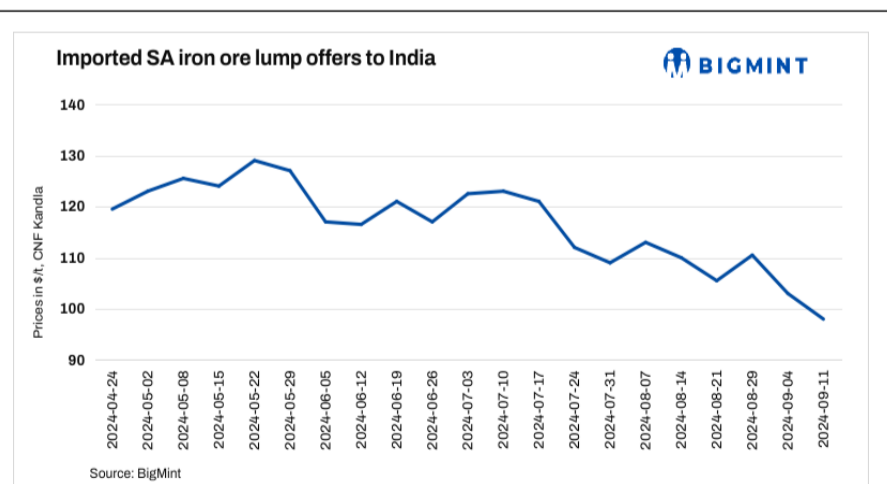
[READ MORE](#)



China: Iron ore spot prices rise by \$2/t d-o-d amid improved restocking activity

2024-09-12

[READ MORE](#)

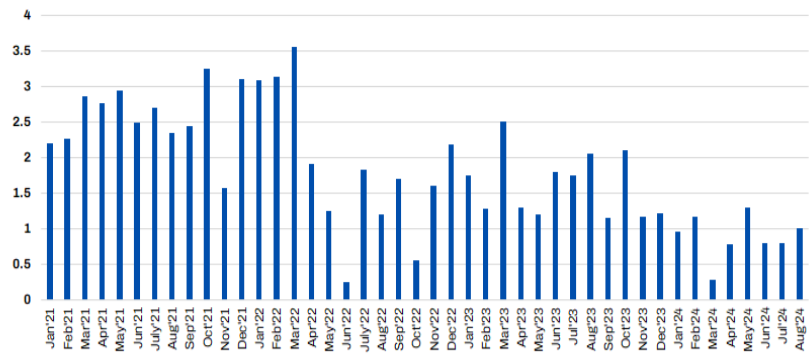


India: Imported South African lump offers fall to over 20-months by \$5/t w-o-w

2024-09-11

[READ MORE](#)

Karnataka iron ore e-auction sales volume



Source: BigMint

India: Over 60,000 t of iron ore to be auctioned from Karnataka

2024-09-11

[READ MORE](#)



India: JSW to auction around 100,000 t of iron ore fines from Odisha

2024-09-11

[READ MORE](#)

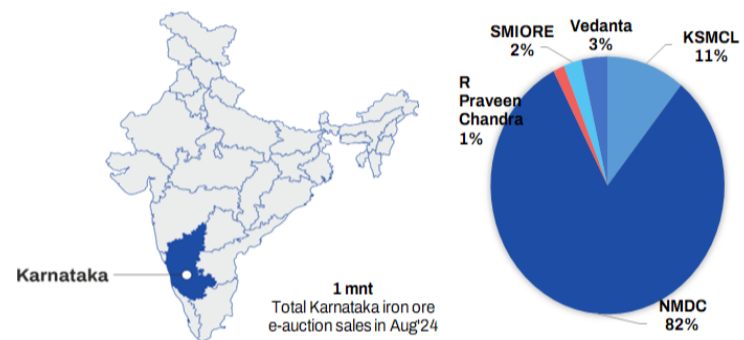


India: NMDC to auction 10,000 t of ROM iron ore from Chhattisgarh

2024-09-11

[READ MORE](#)

Karnataka miner-wise iron ore e-auction sales in Aug'24



Source: BigMint

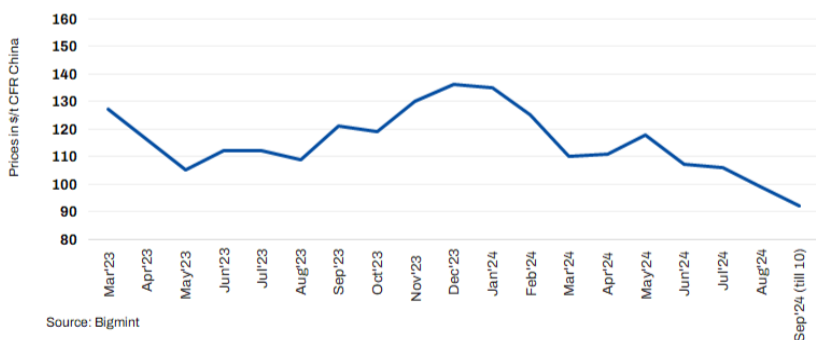
India: NMDC to auction over 380,000 t of iron ore from Karnataka

2024-09-11

[READ MORE](#)

Fe 62% Australian iron ore fines

Iron ore fines Fe 62% \$90.25/dmt (L20)
CFR China 10 Sep'24



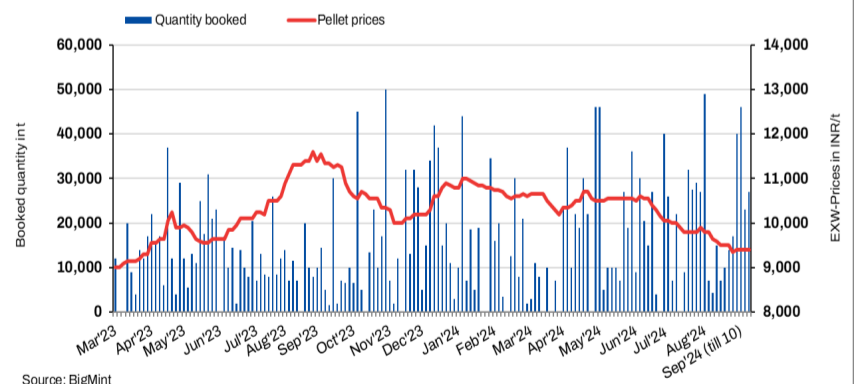
Source: BigMint

China: Iron ore spot prices fall by \$1/t d-o-d amid weak demand

2024-09-11

[READ MORE](#)

Bellary Pellet Prices v/s Traded Volumes



Source: BigMint

Karnataka: Pellet prices remain stable in Bellary amid moderate deals

2024-09-10

[READ MORE](#)

Coal

Non Coking (India)

Particular/Delivery	Size/Grade	Delivery	As On	Price	Change	1M	3M
Indian prices (in INR/MT)							
Ex-Gangavaram	RB3 (4800 NAR), South Africa	Ex-Port	12 Sep 17.18 IST	7,600	0	-150	-700
	RB2 (5500 NAR), S.Africa	Ex-Port	12 Sep 17.18 IST	9,400	0	-250	-700

Met Coke (India)

Indian prices (in INR/MT)							
Ex-Jajpur	25-90 mm, Blast Furnace-grade	Ex-Yard	11 Sep 16.56 IST	33,500	-600	-1,300	-2,000
Ex-Gandhidham	25-90 mm, Blast Furnace-grade	Ex-Yard	11 Sep 16.56 IST	30,500	-300	-2,200	-3,000

Coking (Global)

Global prices (in USD/MT)							
CNF India	0-40mm, HCC 64 Mid Vol, Australia	-	12 Sep 11.27 IST	\$171	0	-34.67	-69.5
	0-40mm, Premium HCC, Australia	-	12 Sep 11.27 IST	\$196	0	-27	-77.5
	Low Vol PCI, Australia	-	12 Sep 11.27 IST	\$164	0	-30.67	-36
FOB Australia	0-40mm, Low Vol PCI	-	12 Sep 11.28 IST	\$148	0	-31.67	-34
	HCC 64 Mid Vol	-	12 Sep 11.28 IST	\$155	0	-35.67	-68.5
	Premium HCC	-	12 Sep 11.28 IST	\$180	0	-27.67	-76.5

Non Coking (Global)

Global prices (in USD/MT)							
CNF India	RB1 (6000 NAR), S.Africa	-	12 Sep 14.14 IST	\$118	-2	-9.75	-8.4
	RB2 (5500 NAR), S.Africa	-	12 Sep 14.14 IST	\$103	-2	-7.75	-11
	RB3 (4800 NAR), S.Africa	-	12 Sep 14.14 IST	\$85	-2	-7	-12
FOB South Africa	RB1 (6000 NAR)	-	12 Sep 14.13 IST	\$101	-1.5	-9.75	-7.4
	RB2 (5500 NAR)	-	12 Sep 14.13 IST	\$89	-1	-4.75	-6.4
	RB3 (4800 NAR)	-	12 Sep 14.13 IST	\$70	-1	-5	-8.4

Met Coke (Global)

Global prices (in USD/MT)							
FOB China	25-90mm, 64% CSR	-	12 Sep 12.42 IST	\$245	-5	-13	-49
CNF India	25-90mm, 64% CSR, China	-	12 Sep 12.44 IST	\$259	-3	-14	-51
	64% CSR, Japan origin	-	12 Sep 12.44 IST	\$355	0	-3	-5

Note:- W-O-W: Week On Week, 1M: Change over last month, 3M: Change over last 3 months

Scrap & Metallic

Sponge (India)

Region	Particular	Sponge Iron (C-DRI)				Pellet Sponge (P-DRI)			
		Price	Change	W-O-W	1M	Price	Change	W-O-W	1M
Indian prices (in INR/MT) As on 12 Sep 2024									
North India	Mandi Gobindgarh	29,800	0	-200	0	-	-	-	-
East India	Durgapur	26,300	0	-400	-800	24,300	+50	-300	-750
East India	Rourkela	25,700	-50	-300	-150	-	-	-	-
Central India	Raigarh	25,900	-150	-400	+100	23,900	-150	-400	+100
Central India	Raipur	29,150	-50	-200	+600	24,750	-50	-150	+350
South India	Bellary	26,000	-100	-500	-1,000	25,000	-50	-500	-1,000
Eastern India	Ramgarh	26,500	+50	-300	-200	24,500	+100	-300	-150
East India	Jharsugda	-	-	-	-	23,600	-100	0	+400
South India	Hyderabad	-	-	-	-	25,800	-100	-400	-800

All prices are basic, GST extra.

Pig Iron (India)

Particular/Delivery	Size/Grade	Delivery	As On	Price	Change	1M	3M
Indian prices (in INR/MT)							
DAP-Ludhiana	Steel Grade	DAP	12 Sep 17.36 IST	38,100	-100	-1,900	-2,200
Ex-Bokaro	Steel Grade	Ex-Plant,Bokaro	01 Aug 18.06 IST	35,900	-1,450	0	-1,450
Ex-Burnpur	Steel Grade	Ex-Plant,Burnpur	31 May 16.00 IST	40,500	-2,500	0	0
Ex-Durgapur	Steel Grade	Ex-Plant,Durgapur	06 Sep 19.25 IST	35,150	-350	-1,550	-4,650
		Ex-Works	12 Sep 17.36 IST	36,000	+50	-800	-1,900
Ex-Rourkela	Steel Grade	Ex-Plant,Rourkela	06 Sep 15.01 IST	35,450	0	+350	-2,550
Ex-Bhilai	Steel Grade	Ex-Plant,Bhilai	20 Jun 17.45 IST	38,000	-4,100	0	0
DAP-Raigarh	Steel Grade	DAP	12 Sep 17.36 IST	36,300	0	+150	-1,400
DAP-Raipur	Steel Grade	DAP	12 Sep 17.36 IST	36,450	0	-100	-2,250
DAP-Hyderabad	Steel Grade	DAP	12 Sep 13.34 IST	37,400	-100	-800	-1,100
DAP-Delhi	Foundry Grade	DAP	12 Sep 13.32 IST	42,700	0	-1,300	-2,600
DAP-Ludhiana	Foundry Grade	DAP	12 Sep 13.32 IST	42,200	0	-1,800	-2,300
Ex-Durgapur	Foundry Grade	Ex-Works	12 Sep 13.32 IST	41,500	0	-1,000	-3,500
Ex-Kharagpur	Foundry Grade	Ex-Works	12 Sep 13.32 IST	41,500	0	-1,000	-3,500
DAP-Ahmedabad	Foundry Grade	DAP	12 Sep 13.32 IST	44,750	0	-750	-1,250
DAP-Kolhapur	Foundry Grade	DAP	12 Sep 13.32 IST	45,000	-500	-800	-1,500

Indian pig iron price assessment frequency has been increased from weekly to daily basis.

Re - Rolling Scrap (India)

Indian prices (in INR/MT)							
Ex-Alang	19-22mm(12 ANE), Ship Breaking	Ex-Yard	12 Sep 11.14 IST	40,150	-850	-850	-3,750
	15-18mm(10 ANE), Ship Breaking	Ex-Yard	12 Sep 11.14 IST	40,150	-850	-850	-3,650
	1 Inch, Ship Breaking	Ex-Yard	12 Sep 11.39 IST	40,150	-850	-850	-3,850
	12-14mm(8 ANE), Ship Breaking	Ex-Yard	12 Sep 11.14 IST	39,650	-850	-850	-3,650
	5-10 KG, Ship Breaking	Ex-Yard	12 Sep 11.14 IST	38,850	-650	-650	-3,450
	9-11mm(6 ANE), Ship Breaking	Ex-Yard	12 Sep 11.14 IST	38,400	-600	-600	-3,400
	2-5 KG, Ship Breaking	Ex-Yard	12 Sep 11.14 IST	37,850	-650	-650	-3,350
	6-8mm(4 ANE), Ship Breaking	Ex-Yard	12 Sep 11.14 IST	37,400	-600	-600	-3,400
	1-2 KG, Ship Breaking	Ex-Yard	12 Sep 11.04 IST	34,900	-300	+300	-3,600
	Attachment, Ship Breaking	Ex-Yard	12 Sep 11.04 IST	34,700	-300	+300	-3,600
	HMS(80:20), Ship Breaking	Ex-Yard	12 Sep 11.04 IST	33,500	-500	+100	-3,800

Melting Scrap (India)

Particular/Delivery	Size/Grade	Delivery	As On	Price	Change	1M	3M
Indian prices (in INR/MT)							
Ex-Ludhiana	CR Busheling (Loose)	DAP	12 Sep 17.35 IST	36,600	-400	-1,400	-3,400
	Turning Boring Scrap	DAP	12 Sep 17.35 IST	32,400	-200	-1,700	-4,500
	End Cutting	DAP	12 Sep 17.35 IST	35,600	-500	-1,300	-3,400
	CI Scrap, Mixed Size	DAP	12 Sep 17.35 IST	38,000	-200	-900	-1,300
Ex-Mandi	CR Busheling (Loose)	DAP	12 Sep 17.35 IST	36,900	-400	-1,400	-3,400
	LMS (Light Melting Scrap)	DAP	12 Sep 17.35 IST	30,600	-300	-1,700	-3,600
	HMS(80:20)	DAP	12 Sep 17.35 IST	32,400	-300	-2,100	-3,600
	End Cutting	DAP	12 Sep 17.35 IST	35,900	-300	-1,200	-3,300
Ex-Durgapur	HMS(80:20)	DAP	12 Sep 17.35 IST	33,450	-50	-950	-3,250
Ex-Raipur	End Cutting	DAP	12 Sep 17.35 IST	35,350	-50	-650	-2,850
	HMS(80:20)	DAP	12 Sep 17.35 IST	33,350	-50	-650	-2,750
Ex-Ahmedabad	CR Busheling (Bundle)	DAP	12 Sep 17.35 IST	37,500	0	-500	-3,100
	HMS(80:20)	DAP	12 Sep 17.35 IST	32,700	-300	-300	-3,500
Ex-Alang	HMS(80:20)	Ex-Yard	12 Sep 17.35 IST	33,500	-500	+100	-3,800
Ex-Jalna	HMS(80:20)	DAP	12 Sep 17.35 IST	32,700	-300	+100	-2,200
	CR Busheling (Loose)	DAP	12 Sep 17.35 IST	35,700	-300	0	-2,200
Ex-Mumbai	HMS(80:20)	DAP	12 Sep 17.35 IST	32,500	0	-500	-2,000
	CR Busheling (Bundle)	DAP	12 Sep 17.35 IST	35,300	0	-700	-2,000
Ex-Chennai	Turning Boring Scrap	DAP	12 Sep 17.35 IST	31,000	0	0	-2,000
	HMS(90:10)	DAP	12 Sep 17.35 IST	34,100	0	-300	-1,500
	HMS(80:20)	DAP	12 Sep 17.35 IST	32,000	0	0	-2,000
Ex-Coimbatore	CI Scrap, Mixed Size	DAP	12 Sep 17.35 IST	37,000	0	-600	-800
Ex-Hyderabad	HMS(90:10)	DAP	12 Sep 17.35 IST	32,300	0	+800	-1,200
	HMS(80:20)	DAP	12 Sep 17.35 IST	30,800	0	+800	-1,200
Ex-Bhilai	9-13 Meters, 60 KG	Ex-works	25 Jul 14.36 IST	40,800	-3,620	-350	-700

Mill Scale (India)

Indian prices (in INR/MT)							
Ex Plant, Raipur	Fines, Fe 70/68%	EXW	11 Sep 18.56 IST	7,150	+50	+200	+150
Ex-Kandla	Fines, Fe 70/68%	DAP	11 Sep 18.56 IST	6,450	+50	-200	-550

Sponge Iron (Global)

Particular/Delivery	Size/Grade	Delivery	As On	Price	Change	1M	3M
Global prices (in USD/MT)							
CNF Bangladesh	FeM 80% (+/-1), 100% lumps	-	12 Sep 17.33 IST	\$365	+4	+2	-10
CNF Nepal	Mix (70% lumps, 30% fines), FeM 80% (+/-1)	-	12 Sep 17.33 IST	\$347	+2	+4	-13

Melting Scrap (Global)

Global prices (in USD/MT)							
FOB Europe	HMS 80:20 (Bulk)	-	11 Sep 18.56 IST	\$343	+7	-2	-14
FOB USA	HMS 80:20	-	12 Sep 17.00 IST	\$345	0	-3.25	-13.6
	Shredded	-	12 Sep 17.00 IST	\$365	0	-3.25	-13.6
CNF Bangladesh	H2 (Bulk, Japan origin)	-	11 Sep 18.54 IST	\$377	-10	-28	-19
	HMS 80:20 (Bulk, US Origin)	-	11 Sep 18.54 IST	\$381	-9	-22	-19
	HMS 80:20 (Containers, Europe Origin)	-	12 Sep 18.41 IST	\$390	-1	-9.5	-11.8
	Shredded (Containers, UK Origin)	-	12 Sep 18.41 IST	\$401	-1	-19	-21.2
CNF China	H2	-	12 Sep 11.51 IST	\$323	0	-10.5	-15.6
	HMS 80:20 (Bulk)	-	12 Sep 11.51 IST	\$345	0	-11.25	-5.4
	Shredded	-	12 Sep 11.51 IST	\$410	0	0	+2
CNF India	HMS 80:20 (Europe Origin, Containers)	-	12 Sep 18.41 IST	\$369	-1	-10.25	-22.6
	HMS 80:20 (West Africa Origin, Containers)	-	12 Sep 18.41 IST	\$365	-3	-12.75	-25.4
	HMS 80:20 (West Africa Origin, Containers)	-	12 Sep 18.41 IST	\$369	-2	-12.75	-25.6
	Shredded (Europe Origin, Containers)	-	12 Sep 18.41 IST	\$391	-4	-16.5	-26.6
	Shredded (US Origin, Containers)	-	12 Sep 18.41 IST	\$385	-5	-19	-29.6
CNF Pakistan	Shredded (Containers, Europe Origin)	-	12 Sep 18.41 IST	\$397	-3	-13.75	-25.6
CNF Taiwan	HMS 80:20 (US Origin, Containers)	-	11 Sep 11.45 IST	\$325	-3	-20	-20
CNF Thailand	HMS 70:30	-	29 Jan 17.41 IST	\$352	+2	NA	NA
CNF Turkey	HMS 80:20 (Bulk, US Origin)	-	12 Sep 18.41 IST	\$370	0	-4.25	-16

CNF Vietnam	H2, (Bulk, Japan origin)	-	09 Sep 18.33 IST	\$353	-7	-13	-17
	HMS 80:20 (Bulk, US Origin)	-	09 Sep 18.33 IST	\$364	-7	-11	-18

Pig Iron (Global)

Particular/Delivery	Size/Grade	Delivery	As On	Price	Change	1M	3M
Global prices (in USD/MT)							
FOB Black Sea	Steel Grade	-	07 Sep 11.40 IST	\$382	-6	-10	-38
FOB Brazil	Steel Grade	-	07 Sep 11.40 IST	\$437	0	-5	-10
CNF Italy	Steel Grade	-	07 Sep 11.42 IST	\$430	-5	-9	-38

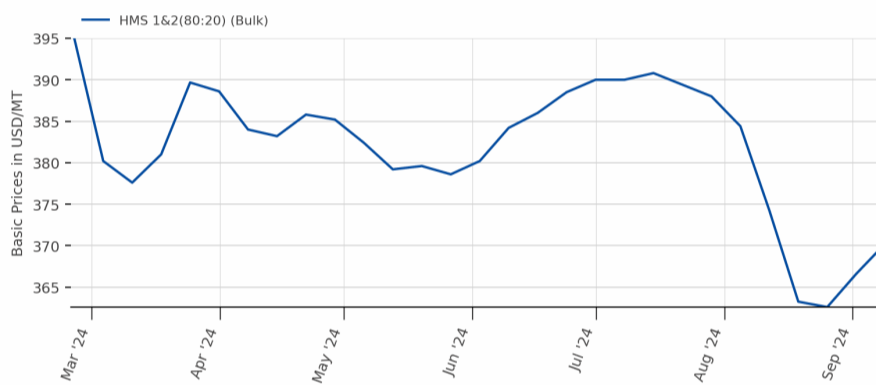
Weekly Assessment,, *Tender Prices in export

Ship Breaking (Global)

Global prices (in USD/MT)							
CNF Bangladesh	Containers	-	10 Sep 12.18 IST	\$520	-10	0	-40
	Tanker	-	10 Sep 12.18 IST	\$510	-10	0	-30
CNF India	Containers	-	10 Sep 12.18 IST	\$510	-10	0	-50
	Tanker	-	10 Sep 12.18 IST	\$500	-10	0	-40
CNF Pakistan	Containers	-	10 Sep 12.18 IST	\$500	-10	-30	-30
	Tanker	-	10 Sep 12.18 IST	\$490	-10	-30	-30
CNF Turkey	Containers	-	10 Sep 12.18 IST	\$330	-35	-35	-50
	Tanker	-	10 Sep 12.18 IST	\$320	-35	-35	-50

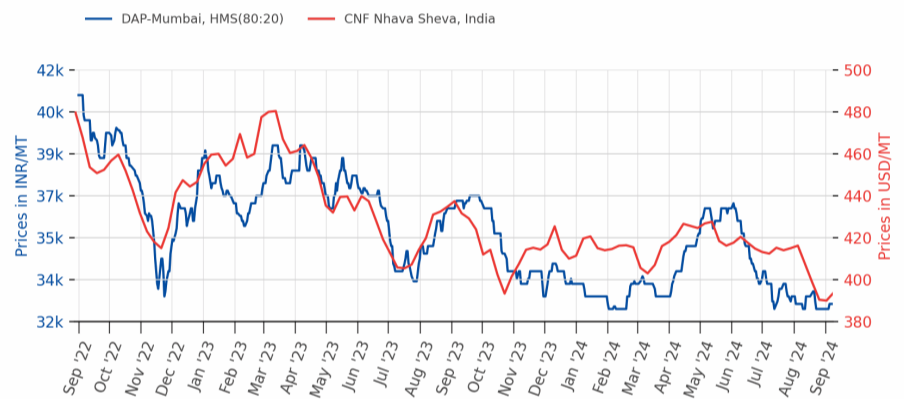
Note:- W-O-W: Week On Week, 1M: Change over last month, 3M: Change over last 3 months

Melting Scrap, CNF Turkey



Source:BigMint

Melting Scrap DAP Mumbai/CNF India



Source:BigMint

South Asia: Imported shredded scrap offers from UK/Europe

Offers in \$/t, CFR

India Pakistan Bangladesh Turkiye HMS(80:20)(US)

Source: BigMint

South Asia: Subdued demand, market uncertainty persist in scrap market

2024-09-12

[READ MORE](#)

Turkiye: Imported ferrous scrap vs Rebar price trend

Spread (Rebar vs Scrap) USA origin HMS 162 (80:20) Rebar, FOB Iskenderun

\$370/t =(\$0/t) CFR Iskenderun

Turkish imported scrap prices remain stable w-o-w with multiple deals from US and EU driven by restocking for October and rise in rebar price amid better export demand

Source: BigMint

Turkiye: Imported bulk ferrous scrap prices remain flat w-o-w; market witness multiple trades amid restocking

2024-09-12

[READ MORE](#)

India: Melting scrap index DAP-Mandi Gobingarh (End Cutting vs Billet)

End Cutting Scrap Billet (100x100 mm) Spread(RHS)

End Cutting - INR 35,900/t (-300) 12 Sept'24

Price in INR/t

Source: BigMint

India: BigMint's ferrous scrap index drops by INR 1,100/t w-o-w - 12 Sept 2024

2024-09-12

[READ MORE](#)

USA: Ferrous scrap export volumes

Quantity in tonnes

Mexico Turkiye India Taiwan Vietnam Others

Source: BigMint

US: Ferrous scrap exports fall 4% m-o-m in Jul'24 amid weak demand from major buyers

2024-09-12

[READ MORE](#)

India Sponge iron price & trade volume

Bellary (PDRI) Raipur (PDRI) Durgapur (PDRI) Bellary Raipur Durgapur

Quantity in mt

Prices in INR/t

Source: BigMint Research

India: Sponge iron prices fall by INR 50-150/t d-o-d on weak market sentiment- 12 Sep

2024-09-12

[READ MORE](#)

South Korea: Weekly scrap inventory

Quantity in mmt

Prices in INR/t

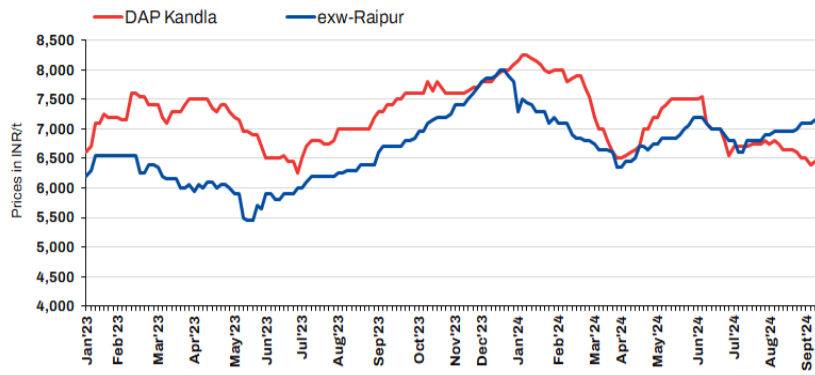
Source: SteelDaily | compiled and maintained by BigMint

South Korea: Ferrous scrap inventory declines after 3 weeks of continuous increase

2024-09-12

[READ MORE](#)

India: Domestic mill-scale prices



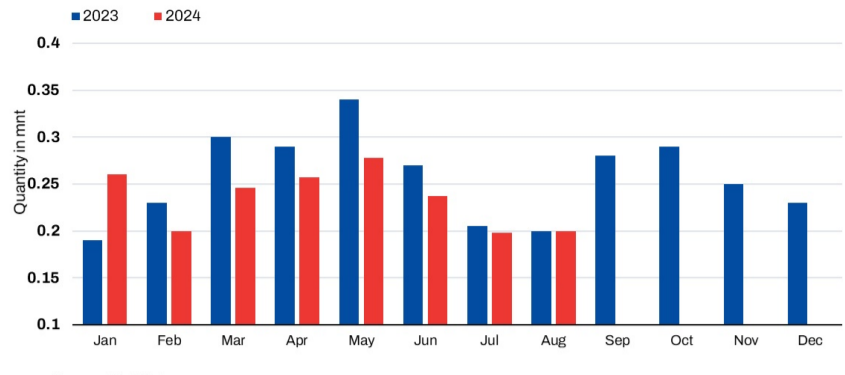
Source: BigMint

India: Mill scale prices inch up in major markets

2024-09-11

[READ MORE](#)

Taiwan ferrous scrap imports



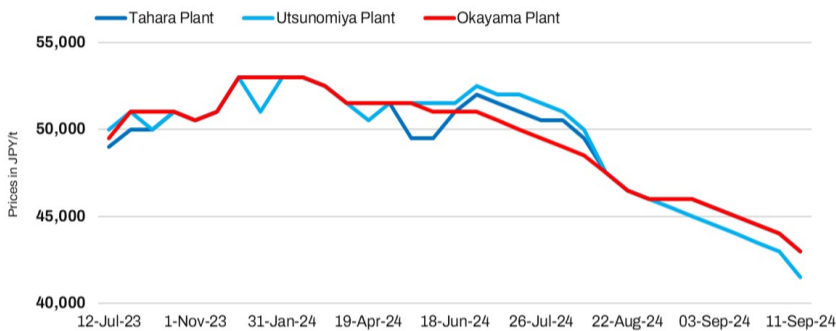
Source: BigMint

Taiwan's ferrous scrap imports remain range-bound in Aug'24

2024-09-11

[READ MORE](#)

Japan: Tokyo Steel H2 scrap purchase price trend



Source: BigMint

Japan: Tokyo Steel further cuts scrap procurement prices by up to JPY 1,500/t (\$11/t)

2024-09-11

[READ MORE](#)

Turkish imported bulk ferrous scrap deal updates

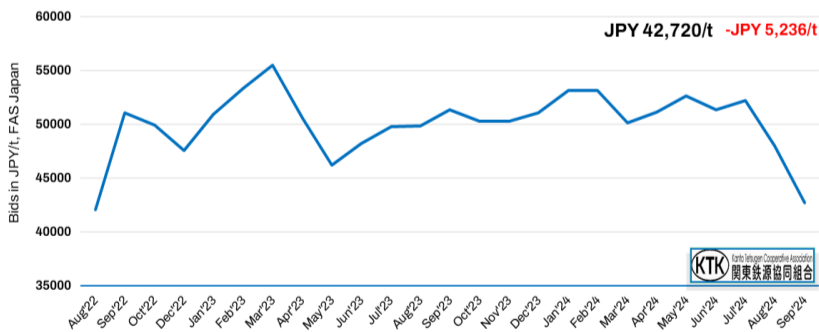


Turkiye: Recent US-origin imported ferrous scrap deals witness stable prices

2024-09-11

[READ MORE](#)

Japan: Bids in monthly Kanto scrap export tender



Source: BigMint

Japan: Kanto scrap export tender for Sep'24 sees drop in bid prices by \$23/t

2024-09-11

[READ MORE](#)

Turkish imported bulk ferrous scrap deal updates



Turkiye: Imported scrap prices remain largely stable in recent trades from the US, EU

2024-09-10

[READ MORE](#)

Steel

Ingots/Billet (India)

Region	Particular	INGOT				BILLET			
		Price	Change	W-O-W	1M	Price	Change	W-O-W	1M
Indian prices (in INR/MT) As on 12 Sep 2024									
North India	Ghaziabad	39,600	- 300	- 1,100	- 1,200	-	-	-	-
North India	Ludhiana	42,200	- 200	- 1,300	- 1,800	-	-	-	-
North India	Mandi Gobindgarh	41,100	- 50	- 700	- 600	41,100	- 50	- 700	- 600
North India	Muzaffarnagar	39,400	- 300	- 1,200	- 1,300	-	-	-	-
East India	Rourkela	36,000	- 450	- 900	- 1,200	36,350	- 600	- 1,350	- 1,350
Central India	Raigarh	36,700	- 300	- 900	- 800	36,950	- 250	- 1,000	- 950
Central India	Raipur	36,800	- 200	- 950	- 1,200	37,050	- 150	- 1,050	- 1,250
West India	Ahmedabad	39,400	- 300	- 1,100	- 800	40,100	- 200	- 700	- 1,100
West India	Jaipur	39,400	- 200	- 1,000	- 800	-	-	-	-
West India	Mumbai	39,500	- 200	- 700	- 1,200	40,000	- 200	- 700	- 1,000
East India	Durgapur	-	-	-	-	37,700	- 100	- 800	- 850
East India	Kolkata	-	-	-	-	38,400	- 100	- 800	- 850
West India	Bhavnagar	-	-	-	-	39,900	- 100	- 700	- 900
West India	Goa	-	-	-	-	40,500	0	0	+ 200
West India	Jalna	-	-	-	-	39,500	- 500	- 800	- 1,200
South India	Chennai	-	-	-	-	41,500	0	0	- 500
South India	HINDPUR	-	-	-	-	40,400	- 100	- 300	- 400
South India	Hyderabad	-	-	-	-	39,000	0	- 500	- 500
Eastern India	Ramgarh	-	-	-	-	37,600	- 200	- 900	- 950

All prices are basic, GST @ 18% extra. Ingot - 3.5"×4.5", Commercial Grade, Billet - 100×100

Rebar (India)

Particular/Delivery	Size/Grade	Delivery	As On	Price	PRICE @ 18%GST	Change	1M	3M
Indian prices (in INR/MT)								
Exy-Delhi/NCR	12-32mm, BF Route, IS 1786 Fe 550D	Ex-Yard	06 Sep 17.33 IST	50,800	59,900	+ 600	0	- 7,300
	12-32mm, BF Route, IS 1786 Fe 500D	Ex-Yard	06 Sep 17.33 IST	50,800	59,900	+ 600	0	- 7,300
Exy-Durgapur	12-32mm BF Route, IS 1786 Fe 500D	Ex-Yard	06 Sep 17.33 IST	48,700	57,500	- 100	- 2,000	- 8,200
	12-32mm BF Route, IS 1786 Fe 550D	Ex-Yard	06 Sep 17.33 IST	48,700	57,500	- 100	- 2,000	- 8,200
Exy-Ahmedabad	12-32mm BF Route, IS 1786 Fe 550D	Ex-Yard	06 Sep 17.33 IST	50,400	59,500	+ 800	- 200	- 8,000
	12-32mm BF Route, IS 1786 Fe 500D	Ex-Yard	06 Sep 17.33 IST	50,400	59,500	+ 800	- 200	- 8,000
Exy-Mumbai	12-32mm, BF Route, IS 1786 Fe 500D	Ex-Yard	06 Sep 17.33 IST	50,600	59,700	+ 300	+ 300	- 7,200
	12-32mm, BF Route, IS 1786 Fe 550D	Ex-Yard	06 Sep 17.33 IST	50,600	59,700	+ 300	+ 300	- 7,200
Exy-Bangalore	12-32mm, BF Route, IS 1786 Fe 500D	Ex-Yard	06 Sep 17.33 IST	51,100	60,300	+ 300	- 600	- 7,400
	12-32mm, BF Route, IS 1786 Fe 550D	Ex-Yard	06 Sep 17.33 IST	51,100	60,300	+ 300	- 600	- 7,400
Exy-Chennai	12-32mm, BF Route, IS 1786 Fe 500D	Ex-Yard	06 Sep 17.33 IST	50,800	59,900	+ 500	- 800	- 7,600
	12-32mm, BF Route, IS 1786 Fe 550D	Ex-Yard	06 Sep 17.33 IST	50,800	59,900	+ 500	- 800	- 7,600
Exy-Hyderabad	12-32mm, BF Route, IS 1786 Fe 500D	Ex-Yard	06 Sep 17.33 IST	50,000	59,000	+ 700	- 300	- 7,900
	12-32mm, BF Route, IS 1786 Fe 550D	Ex-Yard	06 Sep 17.33 IST	50,000	59,000	+ 700	- 300	- 7,900

Indian prices (in INR/MT)								
Ex-Delhi/NCR	12-25mm, IF Route, Fe 500, IS 1786	Ex-Works	12 Sep 13.34 IST	43,800	51,700	- 400	- 1,800	- 5,000
Ex-Jaipur	12-25mm IF route, Fe 500, IS 1786	Ex-Works	12 Sep 13.34 IST	43,100	50,900	- 400	- 1,100	- 3,900
Ex-Mandi Gobindgarh	12-25mm, IF Route, Fe 500, IS 1786	Ex-Works	12 Sep 13.34 IST	45,800	54,000	- 200	- 800	- 3,800
Ex-Muzaffarnagar	12-25mm, IF Route, Fe 500, IS 1786	Ex-Works	12 Sep 13.34 IST	42,800	50,500	- 400	- 1,900	- 5,100
Ex-Durgapur	12-25mm, IF Route, Fe 500D, IS 1786	Ex-Works	12 Sep 18.04 IST	42,200	49,800	0	- 900	- 4,400
	12-25mm, IF Route, Fe 500, IS 1786	Ex-Works	12 Sep 18.04 IST	40,100	47,300	0	- 900	- 4,400
Ex-Rourkela	12-25mm, IF Route, Fe 500, IS 1786	Ex-Works	12 Sep 13.34 IST	40,500	47,800	- 100	- 700	- 4,300
	12-25mm, IF Route, Fe 500D, IS 1786	Ex-Works	12 Sep 13.34 IST	46,500	54,900	0	- 2,100	- 3,800
Ex-Raigarh	12-25mm, IF Route, Fe 500, IS 1786	Ex-Works	12 Sep 13.34 IST	40,300	47,600	- 300	- 300	- 4,200
Ex-Raipur	12-25mm, IF Route, Fe 500, IS 1786	Ex-Works	12 Sep 18.04 IST	40,700	48,000	- 200	- 500	- 4,600
	12-25mm, IF Route, Fe 500D, IS 1786	Ex-Works	12 Sep 13.34 IST	44,100	52,000	- 200	- 100	- 4,700
Ex-Ahmedabad	12-25mm, IF Route, Fe 500, IS 1786	FOR	12 Sep 13.34 IST	44,500	52,500	0	- 900	- 4,500

Ex-Goa	12-25mm, IF Route, Fe 500, IS 1786	Ex-Works	12 Sep 13.34 IST	46,000	54,300	0	- 400	- 3,200
Ex-Jalna	12-25mm, IF Route, Fe 500, IS 1786	Ex-Works	12 Sep 13.34 IST	44,400	52,400	- 300	- 200	- 5,100
Ex-Mumbai	12-25mm, IF Route, Fe 500, IS 1786	Ex-Works	12 Sep 13.34 IST	45,600	53,800	- 100	+ 500	- 3,800
Ex-Bangalore	12-25mm, IF Route, Fe 550D, IS 1786	Ex-Works	12 Sep 13.34 IST	49,300	58,200	- 200	- 700	- 3,400
	12-25mm, IF Route, Fe 550, IS 1786	Ex-Works	12 Sep 13.34 IST	46,000	54,300	- 200	- 200	- 3,500
Ex-Chennai	12-25mm, IF Route, Fe 500, IS 1786	Ex-Works	12 Sep 13.34 IST	46,000	54,300	0	- 1,000	- 3,300
Ex-Hyderabad	12-25mm, IF Route, Fe 500, IS 1786	Ex-Works	12 Sep 13.34 IST	43,000	50,700	0	- 500	- 3,500
Ex-Patna	12-25mm IF route, Fe 500, IS 1786	Ex-Works	12 Sep 13.34 IST	42,300	49,900	0	- 400	- 4,300

Structure (Medium & Small Scale Producers) (India)

Region/Zone	Particular	40 ANGLE	Change	1M	75 CHANNEL	Change	1M	200 BEAM	Change	1M
Indian prices (in INR/MT)										
North India	Ghaziabad	-	-	-	-	-	-	48,000	0	- 1,100
East India	Durgapur	43,000	- 500	- 1,000	43,000	- 500	- 1,000	43,750	- 400	- 1,000
Central India	Raipur	-	-	-	43,200	0	- 1,200	-	-	-
West India	Ahmedabad	45,300	- 400	- 900	45,300	- 400	- 900	-	-	-
West India	Mumbai	47,500	- 300	- 1,000	48,300	- 300	- 1,000	-	-	-
South India	Hyderabad	46,000	- 400	- 700	45,600	- 400	- 700	-	-	-

Indian Structure price assessment frequency has been increased from weekly to daily basis, All prices are basic, Commercial Grade, Basic Price GST @ 18% extra

Wire Rod (India)

Particular	Size/Grade	Raipur	Change	W-O-W	Durgapur	Change	W-O-W
Indian prices (in INR/MT)							
SWRY 14 LC Gr 3, Induction route	5.5 mm	40,500	- 300	- 1,500	41,000	0	- 400
HB Wire, Induction route	12 Gauge	43,000	- 300	- 1,500	43,500	0	- 400
GI Wire, Induction route	12 Gauge	47,200	- 200	- 900	51,000	0	- 400
Barbed Wire, Induction route	12*12 Gauge	49,200	- 200	- 900	54,000	0	- 400
Binding Wire, Induction route	20 Gauge	49,500	- 200	- 1,100	49,800	0	- 400

Daily Assessment, Commercial Grade, Basic Price GST @ 18% extra

HRC (India)

Particular/Delivery	Size/Grade	Delivery	As On	Price	Change	1M	3M
Indian prices (in INR/MT)							
Delhi	2.5-8mm / CTL, IS2062, Gr E250 Br.	Ex-stockyard	10 Sep 17.59 IST	48,500	- 300	- 1,950	- 5,950
	2.5-8mm / CTL, IS2062, Gr E250 Br.	Ex-stockyard	10 Sep 17.59 IST	48,900	- 100	- 1,400	- 4,950
Faridabad	1.8mm / CTL, IS2062, Gr E250 Br.	Ex-stockyard	10 Sep 17.59 IST	50,400	- 100	- 1,400	- 4,950
	2.5-8mm / CTL, IS2062, Gr E350 Br.	Ex-stockyard	10 Sep 17.59 IST	51,900	- 100	- 1,450	- 4,950
Ludhiana	2.5-8mm / CTL, IS2062, Gr E250 Br.	Ex-stockyard	10 Sep 17.59 IST	49,000	- 500	- 2,000	- 6,300
Kolkata	2.5-8mm / CTL, IS2062, Gr E250 Br.	Ex-stockyard	10 Sep 17.59 IST	46,400	- 500	- 2,500	- 6,200
Ahmedabad	2.5-8mm / CTL, IS2062, Gr E250 Br.	Ex-stockyard	10 Sep 17.59 IST	50,000	- 300	- 1,500	- 4,550
	2.5-8mm / CTL, IS2062, Gr E350 Br.	Ex-stockyard	10 Sep 17.59 IST	52,000	0	- 1,350	- 4,850
Mumbai	1.8mm / CTL, IS2062, Gr E250 Br.	Ex-stockyard	10 Sep 17.59 IST	50,500	0	- 1,350	- 4,750
	2.5-8mm / CTL, IS2062, Gr E250 Br.	Ex-stockyard	10 Sep 17.59 IST	49,000	0	- 1,350	- 4,850
Bangalore	2.5-8mm / CTL, IS2062, Gr E250 Br.	Ex-stockyard	10 Sep 17.59 IST	51,700	0	- 1,000	- 4,900
Chennai	2.5-8mm / CTL, IS2062, Gr E250 Br.	Ex-stockyard	10 Sep 17.59 IST	50,300	- 100	- 100	- 5,550
	1.8mm / CTL, IS2062, Gr E250 Br.	Ex-stockyard	10 Sep 17.59 IST	52,200	- 100	+ 150	- 5,150
Hyderabad	2.5-8mm / CTL, IS2062, Gr E250 Br.	Ex-stockyard	10 Sep 17.59 IST	49,400	- 400	- 1,600	- 4,650

Weekly Assessment, Commercial Grade, *Basic Price GST @ 18% extra.,

CRC (India)

Particular/Delivery	Size/Grade	Delivery	As On	Price	Change	1M	3M
Indian prices (in INR/MT)							
Delhi	0.90mm / CTL, IS 513, CR1	Ex-stockyard	10 Sep 18.04 IST	57,000	0	- 900	- 4,200
Faridabad	0.5mm / CTL, IS 513, CR1	Ex-stockyard	10 Sep 18.04 IST	58,200	0	- 1,350	- 3,650
	0.90mm / CTL, IS 513, CR1	Ex-stockyard	10 Sep 18.04 IST	56,700	0	- 1,350	- 3,650
Ludhiana	0.90mm / CTL, IS 513, CR1	Ex-stockyard	10 Sep 18.04 IST	55,900	- 1,000	- 2,100	- 5,400
Kolkata	0.90mm / CTL, IS 513, CR1	Ex-stockyard	10 Sep 18.04 IST	52,800	0	- 3,500	- 5,350
Ahmedabad	0.90mm / CTL, IS 513, CR1	Ex-stockyard	10 Sep 18.04 IST	57,000	- 100	- 1,300	- 4,000

Mumbai	0.5mm / CTL, IS 513, CR1	Ex-stockyard	10 Sep 18.04 IST	57,700	0	-1,100	-4,100
	0.90mm / CTL, IS 513, CR1	Ex-stockyard	10 Sep 18.04 IST	56,200	0	-1,250	-4,100
Bangalore	0.9mm / CTL, IS 513, CR1	Ex-stockyard	10 Sep 18.04 IST	59,600	+100	-900	-3,550
Chennai	0.90mm / CTL, IS 513, CR1	Ex-stockyard	10 Sep 18.04 IST	61,000	0	-500	-2,450
	0.5mm / CTL, IS 513, CR1	Ex-stockyard	10 Sep 18.04 IST	62,500	0	-500	-2,450
Hyderabad	0.90mm / CTL, IS 513, CR1	Ex-stockyard	10 Sep 18.04 IST	57,900	-100	-1,650	-5,050

Weekly Assessment, Commercial Grade, *Basic Price GST @ 18% extra.,

HR Plate (India)

Particular/Delivery	Size/Grade	Delivery	As On	Price	Change	1M	3M
Indian prices (in INR/MT)							
Delhi	60-100mm, Gr E350 Br.	Ex-stockyard	11 Sep 18.09 IST	60,300	-800	-1,900	-5,800
	5-10mm, Gr E350 Br.	Ex-stockyard	11 Sep 18.09 IST	53,000	-500	-1,500	-4,800
	20-40mm, Gr E350 Br.	Ex-stockyard	11 Sep 18.09 IST	56,900	-1,100	-1,800	-5,200
	60-100mm, Gr E250 Br.	Ex-stockyard	11 Sep 18.09 IST	56,800	-1,100	-1,900	-5,800
	5-10mm, Gr E250 Br.	Ex-stockyard	11 Sep 18.09 IST	49,500	-500	-1,500	-5,000
	20-40mm, Gr E250 Br.	Ex-stockyard	11 Sep 18.09 IST	53,400	-1,000	-1,800	-5,100
Mumbai	60-100mm, Gr E350 Br.	Ex-stockyard	11 Sep 18.09 IST	60,900	-100	-1,900	-4,400
	5-10mm, Gr E350 Br.	Ex-stockyard	11 Sep 18.09 IST	54,000	0	-500	-4,600
	20-40mm, Gr E350 Br.	Ex-stockyard	11 Sep 18.09 IST	56,900	0	-1,800	-4,500
	60-100mm, Gr E250 Br.	Ex-stockyard	11 Sep 18.09 IST	57,400	-100	-2,100	-4,400
	5-10mm, Gr E250 Br.	Ex-stockyard	11 Sep 18.09 IST	50,500	0	-500	-4,500
	20-40mm, Gr E250 Br.	Ex-stockyard	11 Sep 18.09 IST	53,500	0	-1,800	-4,500

Weekly Assessment, Commercial Grade, Basic Price GST @ 18% extra

GP (India)

Indian prices (in INR/MT)							
Delhi	0.7mm / CTL, 120 GSM, IS277	Ex-stockyard	12 Sep 18.19 IST	58,500	-600	-2,100	-7,200
	0.6mm / CTL, 120 GSM, IS277	Ex-stockyard	12 Sep 18.19 IST	59,800	-800	-2,400	-7,500
Mumbai	0.8mm / CTL, 120 GSM, IS277	Ex-stockyard	12 Sep 18.19 IST	59,300	-1,000	-1,900	-5,600
	0.6mm / CTL, 120 GSM, IS277	Ex-stockyard	12 Sep 18.19 IST	60,800	-1,000	-1,900	-5,600
Chennai	0.8-1.6mm / CTL, 120gsm, IS277	Ex-stockyard	12 Sep 18.19 IST	62,500	-1,000	-1,300	-8,000
	0.6mm / CTL, 120 GSM, IS277	Ex-stockyard	12 Sep 18.19 IST	64,000	-1,000	-1,300	-8,000
Hyderabad	0.8mm / CTL, 120 GSM, IS277	Ex-stockyard	12 Sep 18.19 IST	61,300	-1,200	-3,700	-8,200
	0.6mm / CTL, 120 GSM, IS277	Ex-stockyard	12 Sep 18.19 IST	62,800	-1,200	-3,700	-8,200

PPGI (India)

Particular/Delivery	Size/Grade	Delivery	As On	Price	Change	1M	3M
Indian prices (in INR/MT)							
Delhi	0.5mm / CTL, 90 GSM, IS14246	Ex-stockyard	12 Sep 18.07 IST	68,000	-1,000	-2,500	-7,000
Mumbai	0.5mm / CTL, 90 GSM, IS14246	Ex-stockyard	12 Sep 18.07 IST	67,800	-1,200	-2,200	-6,600

MS Pipes (India)

Indian prices (in INR/MT)							
Ex-Raipur	41-60 OD (Patra Based)	Ex-works	12 Sep 16.07 IST	40,300	-200	-1,400	-5,200
Ex-Mandi Gobindgarh	41-60 OD (Patra Based)	Ex-works	12 Sep 16.07 IST	42,800	-200	-1,700	-4,000
Exy-Delhi	2.2-6mm, IS 1239,IS 1161 (HR Coil Based)	Ex-Yard	11 Sep 17.46 IST	52,500	-500	-3,500	-9,000
Exy-Raipur	2.2-6mm, IS 1239,IS 1161 (HR Coil Based)	Ex-Yard	11 Sep 17.46 IST	51,000	-500	-4,000	-8,500
Exy-Mumbai	2.2-6mm, IS 1239,IS 1161 (HR Coil Based)	Ex-Yard	11 Sep 17.46 IST	51,000	-1,000	-4,000	-9,000
Exy-Pune	2.2-6mm, IS 1239,IS 1161 (HR Coil Based)	Ex-Yard	11 Sep 17.46 IST	51,000	-1,000	-4,000	-9,000
Exy-Bangalore	2.2-6mm, IS 1239,IS 1161 (HR Coil Based)	Ex-Yard	11 Sep 17.46 IST	52,500	-500	-3,000	-7,500
Exy-Hyderabad	2.2-6mm, IS 1239,IS 1161 (HR Coil Based)	Ex-Yard	11 Sep 17.46 IST	52,000	-500	-3,500	-8,000

Billet (Global)

Particular/Delivery	Size/Grade	Delivery	As On	Price	Change	1M	3M
Global prices (in USD/MT)							
FOB India	150*150, 3SP/4SP	-	03 Sep 18.08 IST	\$490	0	0	NA
FOB Iran	130*130, 3SP	-	10 Sep 18.40 IST	\$465	0	-6	-15
FOB Russia	130*130, 3SP	-	10 Sep 18.40 IST	\$460	-13	-20	-38
CNF Nepal	100*100, IS 2831 (IF Grade)	-	10 Sep 18.38 IST	\$479	-2	-7	-44
CNF Philippines	150*150, 3SP	-	10 Sep 18.38 IST	\$455	-5	-25	-54.5
CNF Turkey	120*120	-	10 Sep 18.38 IST	\$475	-10	-17.5	-45

Weekly Assessment

Rebar (Global)

Particular/Delivery	Size/Grade	Delivery	As On	Price	Change	1M	3M
Global prices (in USD/MT)							
FOB Turkey	12-32mm, Commercial	-	06 Sep 11.08 IST	\$585	+13	+7	+7

Wire Rod (Global)

Particular/Delivery	Size/Grade	Delivery	As On	Price	Change	1M	3M
Global prices (in USD/MT)							
CNF Nepal	5.5-6.0mm, Commercial Grade	-	07 Sep 13.18 IST	\$525	0	-5	-57
	6-8 mm, ASTM A510 SAE 1008	-	07 Sep 13.18 IST	\$580	-10	-5	NA

HRC (Global)

Particular/Delivery	Size/Grade	Delivery	As On	Price	Change	1M	3M
Global prices (in USD/MT)							
CNF Bangladesh	2mm, SAE 1006 (China origin)	-	10 Sep 18.19 IST	\$505	-15	-25	-60
CNF Dubai	2mm, SAE1006 (India origin), SAE1006	-	23 Apr 18.30 IST	\$595	0	NA	NA
CNF Europe	3-4mm, S235JR	-	10 Sep 18.19 IST	\$505	-15	-30	-70
	3mm+, S275	-	10 Sep 18.19 IST	\$603	-7	NA	NA
CNF India	2-12 mm, SS400 (China Origin)	-	10 Sep 18.19 IST	\$480	-15	-40	-72
	3mm, SS400 (South Korea Origin)	-	16 Jul 18.40 IST	\$570	-30	NA	NA
CNF Nepal	2mm, SAE1006 (India origin), SAE1006	-	10 Sep 18.19 IST	\$544	-11	-36	-86
CNF Pakistan	2mm, SS400 (China origin), SS400	-	10 Sep 18.19 IST	\$472	-14	-33	-78
	2mm, SS400 (Japan origin), SS400	-	28 May 18.42 IST	\$585	0	NA	NA
CNF UAE	2mm, SAE1006 (China Origin)	-	10 Sep 18.19 IST	\$490	-10	-37	-73
	2 mm, SAE 1006 (Formosa, skin pass)	-	29 Aug 12.32 IST	\$517	-17	-17	NA
CNF Vietnam	2-20mm, SAE 1006 (India Origin)	-	09 Apr 18.25 IST	\$567	0	NA	NA
	2-3mm, SAE 1006 (China Origin)	-	10 Sep 18.19 IST	\$470	-15	NA	-75
	Thickness - 2-6 mm, Width - 1.1-1.3m	-	04 Sep 18.57 IST	\$515	-15	NA	NA
FOB Black Sea	3mm, SAE1006	-	10 Sep 18.12 IST	\$470	-10	-45	-77
FOB China	3-12mm, SS400	-	10 Sep 18.12 IST	\$450	-15	-30	-70
FOB India	2.5 mm, SAE1006	-	23 Apr 18.30 IST	\$560	0	NA	NA
FOB Japan	2mm, SS400	-	10 Sep 18.12 IST	\$500	-5	-30	NA
FOB South Korea	1.6-2.5mm, SAE 1006	-	13 Aug 18.46 IST	\$520	-30	0	NA

CRC (Global)

Particular/Delivery	Size/Grade	Delivery	As On	Price	Change	1M	3M
Global prices (in USD/MT)							
FOB China	0.90mm, SPCC	-	11 Sep 18.13 IST	\$520	0	-15	-75
FOB India	0.9 mm, IS 513 Gr.O	-	11 Sep 18.13 IST	\$645	0	-30	-50
FOB Russia	0.90mm, SPCC	-	11 Sep 18.13 IST	\$570	-5	-37	-70

HR Plate (Global)

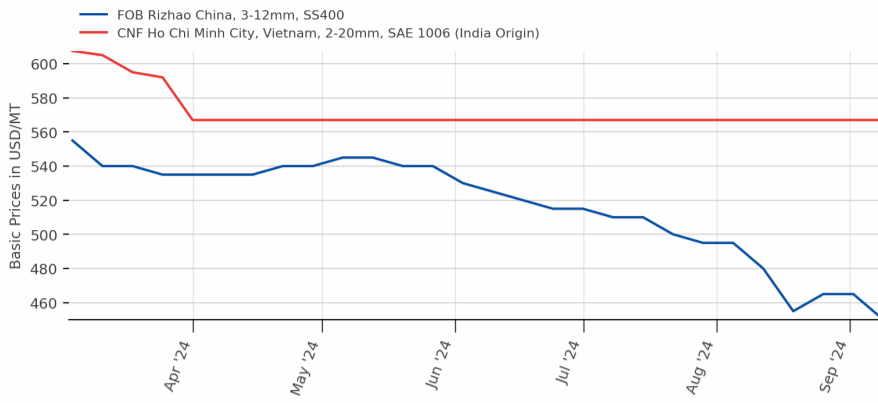
Particular/Delivery	Size/Grade	Delivery	As On	Price	Change	1M	3M
Global prices (in USD/MT)							
FOB China	5-10mm, SS 400	-	11 Sep 18.55 IST	\$470	-5	-30	-75

GP (Global)

Particular/Delivery	Size/Grade	Delivery	As On	Price	Change	1M	3M
Global prices (in USD/MT)							
FOB China	DX51D+z80, Width 1,000-1,500 mm, thickness 0.5-2mm	-	12 Sep 17.01 IST	\$580	-5	-10	-65
FOB India	Width 900-1250mm, thickness 0.50mm, DX51D+z80, BS EN 10142:2000	-	12 Sep 17.01 IST	\$735	-10	-10	-60

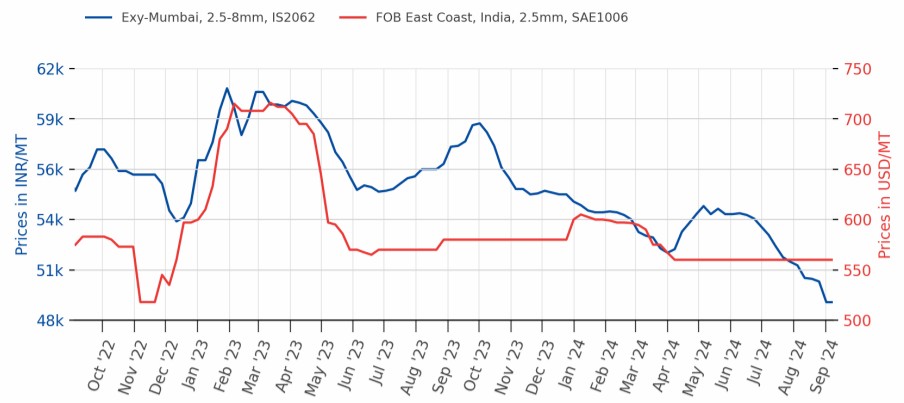
Note:- W-O-W: Week On Week, 1M: Change over last month, 3M: Change over last 3 months

HRC

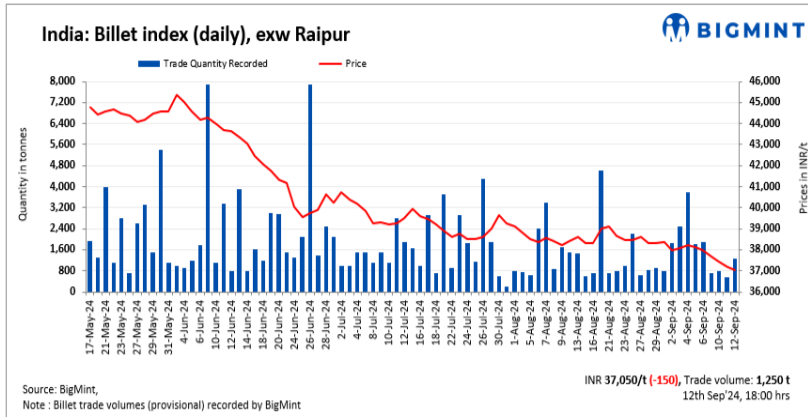


Source:BigMint

Prices of HRC Exy Mumbai/FOB India



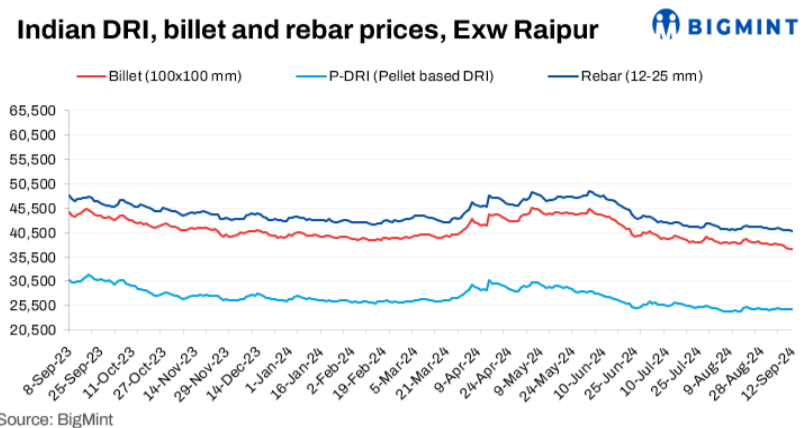
Source:BigMint



India: BigMint's billet index declines further by INR 150/t d-o-d - 12 Sep

2024-09-12

[READ MORE](#)



Indian DRI, billet, and rebar update - 12 Sep

2024-09-12

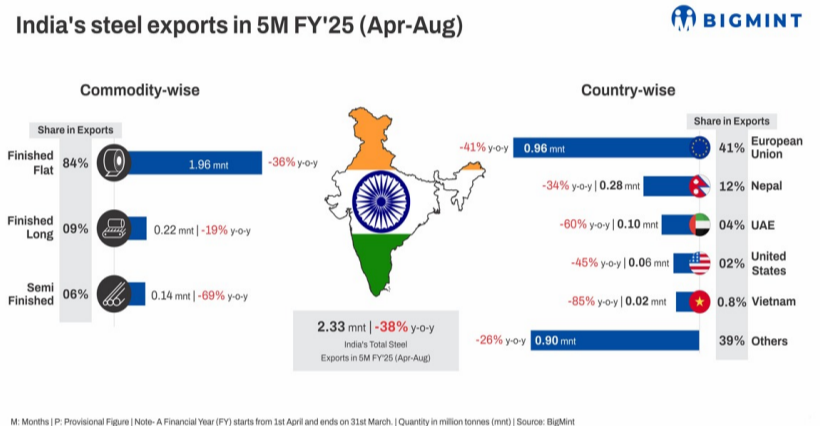
[READ MORE](#)

India: Brandwise rebar offers

India's brand-wise rebar offers from BF and IF route mills - 12 Sep

2024-09-12

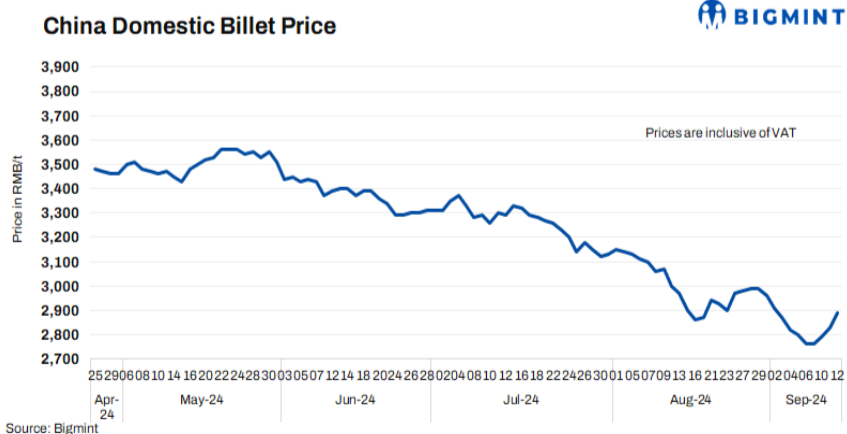
[READ MORE](#)



India's steel exports rise in Aug'24 after 5-month gap. But, Q3 look bearish

2024-09-12

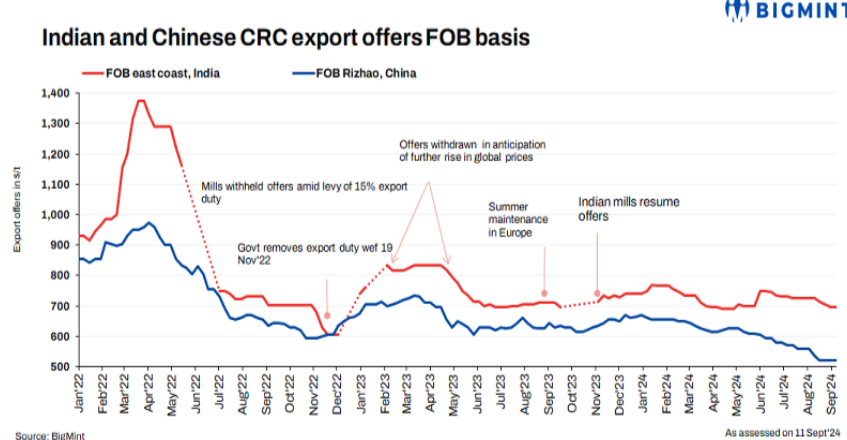
[READ MORE](#)



China: Steel billet prices rise sharply by RMB 60/t (\$8/t) d-o-d

2024-09-12

[READ MORE](#)



Indian CRC export offers to EU remain flat w-o-w

2024-09-12

[READ MORE](#)



KALPATARU PROJECTS INTERNATIONAL LIMITED (Formerly Kalpataru Power Transmission Limited)

India: KPIL secures new orders of INR 2,774 crore

2024-09-12

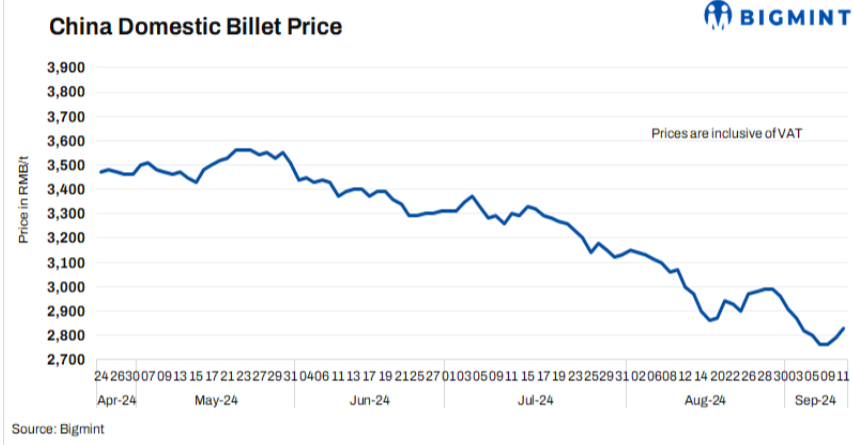
[READ MORE](#)



India: JSW Steel's crude steel production edges up y-o-y in Aug'24

2024-09-12

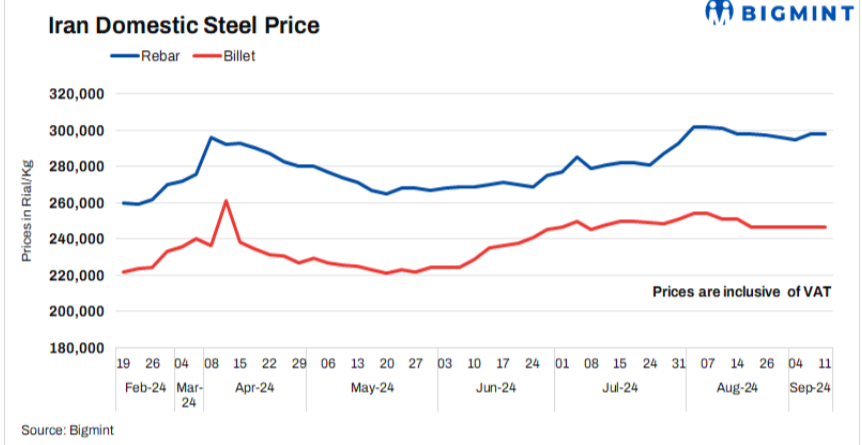
[READ MORE](#)



China: Steel billet prices rise by RMB 40/t (\$6/t) d-o-d

2024-09-11

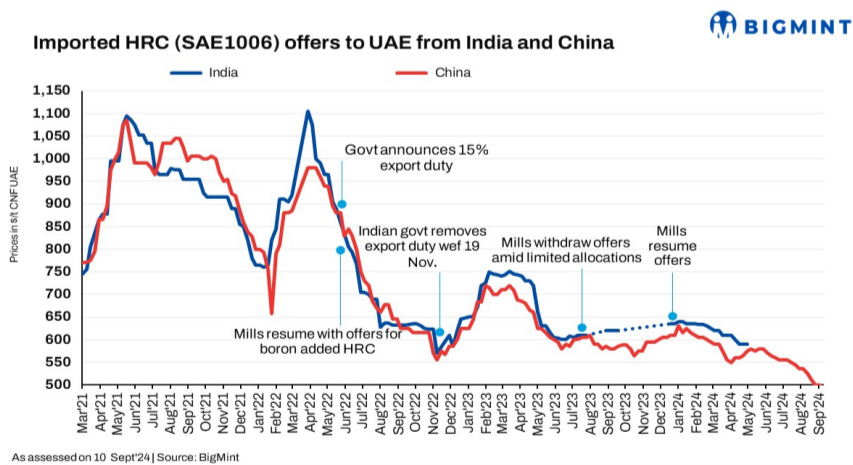
[READ MORE](#)



Iran: Domestic billet, rebar prices remain stable amid improved market sentiments

2024-09-11

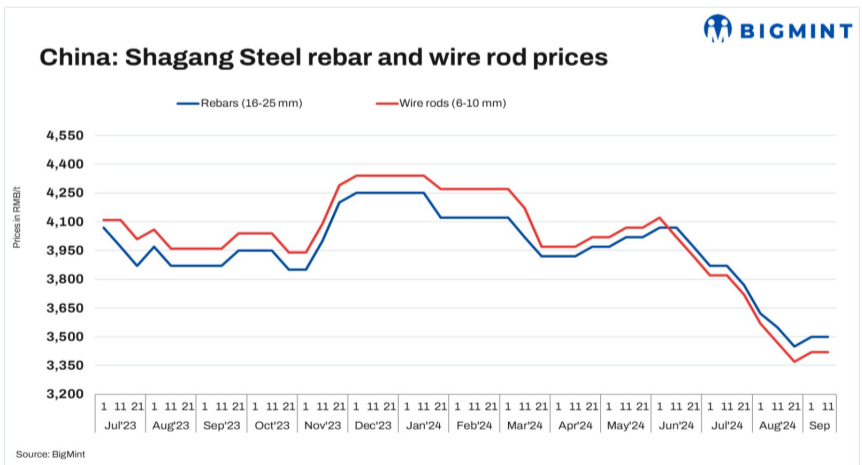
[READ MORE](#)



Middle East: Imported HRC offers drop w-o-w amid recent deal

2024-09-11

[READ MORE](#)



China: Shagang Steel keeps long steel prices stable for mid Sep'24

2024-09-11

[READ MORE](#)

Ferro Alloy

Manganese Ore (India)

Particular/Delivery	Size/Grade	Delivery	As On	Price	Change	1M	3M
Indian prices (in INR/MT)							
MOIL	6-80 mm, Lumps, Mn 46%	Ex-Mines	02 Sep 12.42 IST	22,540	-5,635	NA	NA
	Lumps, Lumps, Mn 44%, Fe 7%	Ex-Mines	02 Sep 12.42 IST	21,561	-5,390	NA	NA
	Lumps, Mn 37%, Fe 7.5%	Ex-Mines	02 Sep 12.42 IST	12,874	-2,272	NA	NA
	6-80 mm, Lumps, Mn 30%	Ex-Mines	02 Sep 12.42 IST	6,322	-1,115	NA	NA

Weekly Assessment, Prices Ex-Mines Basis Including Royalty

Chrome Ore (India)

Particular/Delivery	Size/Grade	Delivery	As On	Price	Change	1M	3M
Indian prices (in INR/MT)							
Ex-Jajpur (OMC-eAuction)	Friable 54%+	Ex-Mines	21 Aug 18.29 IST	38,085	-202	NA	NA
	Friable 52-54%	Ex-Mines	21 Aug 18.29 IST	34,119	+1,935	NA	NA
	Friable 50-52%	Ex-Mines	21 Aug 18.29 IST	24,252	-521	NA	NA
	Lumps, Friable 48-50%	Ex-Mines	21 Aug 18.29 IST	23,721	-424	NA	NA

OMC E-Auction Prices Including Royalty

Silico Manganese (India)

Particular/Delivery	Size/Grade	Delivery	As On	Price	Change	1M	3M
Indian prices (in INR/MT)							
Ex-Durgapur	10-150 mm, LC (Mn 55% min.)	Ex-Works	12 Sep 10.20 IST	83,700	+500	-1,300	-18,800
	10-150 mm, MC (Mn 53% min.)	Ex-Works	12 Sep 10.20 IST	78,600	+600	-1,400	-19,400
	10-50 MM, HC 60-14	Ex-Works	12 Sep 18.42 IST	66,300	0	-2,725	-14,660
	25-150 mm, HC 60-14	Ex-Works	12 Sep 18.42 IST	65,800	0	-2,725	-14,660
Ex-Raipur	25-150 mm, HC 60-14	Ex-Works	12 Sep 18.42 IST	66,200	-100	-3,000	-15,540
Ex-Vizag	25-150 mm, HC 60-14	Ex-Works	12 Sep 18.42 IST	66,000	0	-2,625	-15,020

Weekly Assessment; All Prices are basic; GST @ 18% extra

Ferro Manganese (India)

Particular/Delivery	Size/Grade	Delivery	As On	Price	Change	1M	3M
Indian prices (in INR/MT)							
Ex-Durgapur	10-150 mm, MC (Mn 70% min)	Ex-Works	12 Sep 10.24 IST	100,000	-1,500	-5,000	-20,200
	25-150 mm, HC 70%	Ex-Works	12 Sep 18.41 IST	71,300	0	-3,850	-19,860
Ex-Raipur	25-150 mm, HC 70%	Ex-Works	12 Sep 18.41 IST	71,500	0	-3,925	-19,080

Weekly Assessment; All Prices are basic; GST @ 18% extra

Ferro Chrome (India)

Particular/Delivery	Size/Grade	Delivery	As On	Price	Change	1M	3M
Indian prices (in INR/MT)							
Ex-Durgapur	10-60 mm, LC 60%	Ex-Works	12 Sep 10.27 IST	218,000	-1,500	-1,000	-11,000
Ex-Jajpur	10-150mm, HC 60%, Si- 4%	Ex-Works	11 Sep 10.31 IST	106,800	+200	+3,700	-2,850
	10-150mm, HC 60%, Si - 2%	Ex-Works	12 Sep 10.27 IST	114,500	0	+5,600	-2,500

Weekly Assessment; All Prices are basic; GST @ 18% extra

Ferro Silicon (India)

Particular/Delivery	Size/Grade	Delivery	As On	Price	Change	1M	3M
Indian prices (in INR/MT)							
Ex-Guwahati	25-150 mm, FeSi 70%	Ex-Works	09 Sep 18.30 IST	88,100	+200	-300	-8,400
Ex-Bhutan	25-150 mm, FeSi 70%	Ex-Works	09 Sep 18.30 IST	88,500	+500	-950	-8,600

Weekly Assessment; All Prices are basic; GST @ 18% extra

Manganese Ore (Global)

Particular/Delivery	Size/Grade	Delivery	As On	Price	Change	1M	3M
Global prices (in USD/MT)							
CNF China	Lumps, Mn 37% (USD/dmtu)	-	07 Sep 11.37 IST	\$3.84 /dmtu	0	-0.31	-2.36
	Lumps, Mn 44% (USD/dmtu)	-	07 Sep 11.37 IST	\$5.96 /dmtu	-0.07	-2.99	-2.29

CNF India	Lumps, Mn 37%, (South African origin) (USD/dmtu)	-	07 Sep 11.37 IST	\$4 /dmtu	0	-0.3	-2.35
	Lumps, Mn 44% (USD/dmtu)	-	07 Sep 11.37 IST	\$6.05 /dmtu	-0.1	-3.05	-2.35
	Lumps, Mn 46%, (USD/dmtu)	-	07 Sep 11.37 IST	\$6.45 /dmtu	-0.15	-3.25	-2.55

Weekly Assessment

Chrome Ore (Global)

Global prices (in USD/MT)							
CNF China	Conc 40-42%, S. Africa	-	10 Sep 17.33 IST	\$300	0	-10	-20
	Conc 46-48%, Turkish	-	10 Sep 17.33 IST	\$415	-5	-10	-20

Weekly Assessment

Silico Manganese (Global)

Global prices (in USD/MT)							
FOB India	25-150 mm, HC 60-14	-	12 Sep 18.48 IST	\$810	0	-17.25	-247.4
	25-150 mm, HC 65-16	-	12 Sep 18.48 IST	\$912	0	-51	-295

Weekly Assessment

Ferro Manganese (Global)

Global prices (in USD/MT)							
FOB India	25-150 mm, HC 70%	-	12 Sep 18.52 IST	\$868	0	-60.5	-243.6
	25-150 mm, HC 75%	-	12 Sep 18.52 IST	\$933	0	-69	-292.2

Weekly Assessment

Ferro Chrome (Global)

Global prices (in USD/MT)							
CNF China	10-150mm, HC 60% (cents/lb)	-	11 Sep 10.30 IST	¢94.25 /lb	-0.75	-1.25	-4.75
CNF Japan	10-50mm, HC 60% (cents/lb)	-	11 Sep 10.30 IST	¢100 /lb	0	0	-7
CNF South Korea	10-50mm, HC 60% (cents/lb)	-	11 Sep 10.30 IST	¢98 /lb	-1	-1	-3

Weekly Assessment

Ferro Silicon (Global)

Global prices (in USD/MT)							
FOB China	10-50 mm, FeSi 75%	-	09 Sep 18.31 IST	\$1,310	0	-5	+30
FOB India	10-50 mm, FeSi 70%	-	09 Sep 18.31 IST	\$1,150	0	+20	-150

Weekly Assessment

Ferro chrome trades vs index

Source: BigMint | Note: Trade volumes recorded by BigMint

India: Ferro chrome prices edge down on bid-offer disparities

2024-09-12

[READ MORE](#)

China: Ferro chrome (HC 60%) prices

Source: BigMint

Loose supply worries loom for China's ferro chrome market

2024-09-12

[READ MORE](#)

Non Ferrous

Aluminium (India)

Particular/Delivery	Size/Grade	Delivery	As On	Price	Change	1M	3M
Indian prices (in INR/MT)							
Aluminium Extrusion Scrap, Exy-Delhi	6063 & 6061 (Mix)	Ex-Yard	12 Sep 17.01 IST	191,000	+ 1,000	+ 1,000	- 3,000
Aluminium Utensil Scrap, Exy-Delhi	Loose	Ex-Yard	12 Sep 17.01 IST	181,000	+ 1,000	+ 1,000	- 4,000
Aluminium Taint Tabor Scrap, Exy-Delhi	Loose	Ex-Yard	12 Sep 17.01 IST	180,000	+ 1,000	+ 1,500	- 3,500
Aluminium Tense Scrap, Exy-Delhi	Solid (Loose)	Ex-Yard	12 Sep 17.01 IST	174,000	+ 500	0	- 8,500
Aluminium Ingot P1020, Exy-Delhi	Ingot EC Grade 99.70%	Ex-Yard	12 Sep 17.01 IST	235,000	+ 1,500	+ 9,000	- 8,500
Aluminium Ingot ADC12, Exw-Delhi NCR	Automobile OEM Approved	Exw-Delhi NCR	06 Sep 17.17 IST	218,000	- 1,000	- 1,000	- 5,000
	Non-OEM	Ex-Works	11 Sep 18.55 IST	206,500	- 2,000	- 500	- 6,000
Aluminium Utensil Scrap, Exy-Mumbai	Utensil (Loose)	DAP	12 Sep 17.01 IST	194,000	0	+ 8,000	+ 7,000
Aluminium Ingot P1020, Exy-Mumbai	Ingot EC Grade 99.70%	Ex-Yard	12 Sep 17.01 IST	229,000	+ 2,000	+ 7,000	- 9,000
Aluminium Extrusion Scrap, Exy-Mumbai	6063 (Loose)	Ex-Yard	12 Sep 17.01 IST	204,000	0	+ 6,000	+ 4,000
Aluminium Tense Scrap, Exy-Chennai	Solid (Loose)	Ex-Yard	12 Sep 17.01 IST	175,000	+ 500	0	- 8,500
Aluminium Ingot ADC12, Exw-Chennai	Automobile OEM Approved	Exw-Chennai	06 Sep 17.25 IST	216,000	- 2,000	- 2,000	NA
	Non-OEM	Ex-Works	11 Sep 17.22 IST	208,500	- 2,000	- 500	- 5,000

Aluminium (Global)

Particular/Delivery	Size/Grade	Delivery	As On	Price	Change	1M	3M
Global prices (in USD/MT)							
Aluminium Extrusion Scrap, CFR Nhava Sheva, Middle East	6063 (Briquetted)	-	10 Sep 17.06 IST	\$2,330	- 40	+ 60	- 100
Aluminium Taint Tabor Scrap, CFR Nhava Sheva, Middle East	Briquetted, Clean	-	10 Sep 17.06 IST	\$2,100	- 60	+ 50	- 60
Aluminium Taint Tabor, CFR Nahva Sheva, UK	Cut and sheared 9-10% attachment	-	10 Sep 17.06 IST	\$1,770	- 30	+ 40	- 30
Aluminium Taint Tabor, CFR Nahva Sheva, US	HRB, Attachment 3%	-	10 Sep 17.06 IST	\$1,950	- 40	+ 80	- 50
Aluminium Talk Scrap, CFR Nhava Sheva, Middle East	Solid (Clean)	-	10 Sep 17.06 IST	\$4,650	+ 50	+ 180	- 200
Aluminium Talk, CFR Nahva Sheva, US	Solid (Clean)	-	10 Sep 17.06 IST	\$4,850	+ 35	+ 160	- 240
Aluminium Tense Scrap, CFR Nhava Sheva, Middle East	Attachments 8-9%, Mix	-	10 Sep 17.06 IST	\$1,790	- 40	+ 60	- 40
Aluminium Tense, CFR Nahva Sheva, US	Attachments 6-7%	-	10 Sep 17.06 IST	\$1,870	- 30	+ 90	+ 10
Aluminium Wheel Scrap, CFR Nahva Sheva, UK	Solid (Loose)	-	10 Sep 17.06 IST	\$2,330	- 50	+ 100	- 10
Aluminium Zorba 95-5, CFR Nhava Sheva, UK	20 mm, Solid (Shredded)	-	10 Sep 17.06 IST	\$2,070	- 10	+ 120	- 60
Silicon Metal, CFR Mundra, China	Grade 553 Si- 98.5%	-	10 Sep 17.06 IST	\$1,690	- 30	- 50	- 350

Copper (India)

Particular/Delivery	Size/Grade	Delivery	As On	Price	Change	1M	3M
Indian prices (in INR/MT)							

Copper Armature Scrap, Exy-Delhi	Cu 99%	Ex-Yard	12 Sep 16.55 IST	729,000	+ 4,000	+ 250	- 50,300
Copper Secondary CC Wire Rods, Exw-Delhi	8 mm, Cu 99% min	Ex-works	12 Sep 16.55 IST	780,000	+ 5,000	+ 9,750	- 49,500
Copper Primary CC Wire Rods, Exw-Delhi	8 mm, Cu 99.99%	Ex-works	12 Sep 16.55 IST	820,000	+ 20,000	+ 18,750	- 37,200
Brass Honey Scrap, Exy-Mumbai	Cu 63% Zn 33%	DAP	12 Sep 16.55 IST	506,000	+ 2,000	+ 4,250	- 17,400
Copper Primary CC Wire Rods (CCR), Exy-Mumbai	8 mm, Cu 99.99%	Ex-Yard	12 Sep 16.55 IST	831,000	+ 13,000	+ 22,250	- 34,400
Copper Armature Scrap, Exy-Mumbai	Cu - 98%	DAP	12 Sep 16.55 IST	770,000	+ 3,000	+ 2,250	- 42,800

Zinc (India)

Particular/Delivery	Size/Grade	Delivery	As On	Price	Change	1M	3M
Indian prices (in INR/MT)							
Zinc Special High Grade Ingot, Exw-Delhi	Ingot, Zn 99.99%	Ex-works	12 Sep 17.03 IST	265,000	+ 4,000	- 1,000	- 3,300
Zinc Special High Grade Ingot, Exy-Mumbai	Ingot, Zn 99.995%	Ex-Yard	12 Sep 17.03 IST	268,000	+ 6,000	+ 4,500	+ 200

Lead (India)

Particular/Delivery	Size/Grade	Delivery	As On	Price	Change	1M	3M
Indian prices (in INR/MT)							
Lead Remelted Ingot, Exw-Delhi	Ingot, Pb 99%	Ex-works	12 Sep 16.49 IST	183,000	0	- 2,000	- 6,000
Lead Primary Ingot, Exw-Delhi	Ingot, Pb 99.99%	Ex-works	12 Sep 16.49 IST	203,000	0	- 1,500	- 3,600
Lead Primary Ingot, Exy-Mumbai	Ingot, Pb 99.99%	Ex-Yard	12 Sep 16.49 IST	190,000	- 1,000	- 2,750	- 2,800

India: Copper price trend ex-Delhi

Particular/Delivery/Region	Price per ton	W-O-W Change
Brass Honey Scrap, CFR Mundra, Middle East	\$5,560	0.0%
Copper Armature Scrap, Exy-Delhi	7,29,000	+2.1%
Copper Secondary CC Wire Rods (CCR), Exw-Delhi	7,80,000	+2.1%
Copper Primary CC Wire Rods (CCR), Exw-Delhi	8,20,000	+3.1%

Source: BigMint

India: Domestic, imported copper prices rise even as bid-offer disparity prevails

2024-09-12

[READ MORE](#)

Non-ferrous updates: 12-09-2024

Commodity	LME 3M (\$/t)	%Change	LME Stocks (t)	%Change	MCX (INR/t)	%Change	SHFE (RMB/t)	%Change
Aluminium	2,370	+1.46%	8,27,850	-0.42%	2,24,000	+0.63%	19,345	+0.08%
Nickel	16,112	+2.36%	1,22,748	+0.44%	13,66,000	+0.19%	1,20,920	-0.66%
Copper	9,090	+0.71%	3,14,950	-0.39%	7,95,000	+0.45%	72,730	-0.16%
Zinc	2,770	+2.14%	2,32,725	-0.74%	2,61,000	+0.69%	22,735	-0.44%
Lead	1,988	+1.69%	1,75,075	-0.11%	1,83,000	+0.19%	16,465	+0.55%

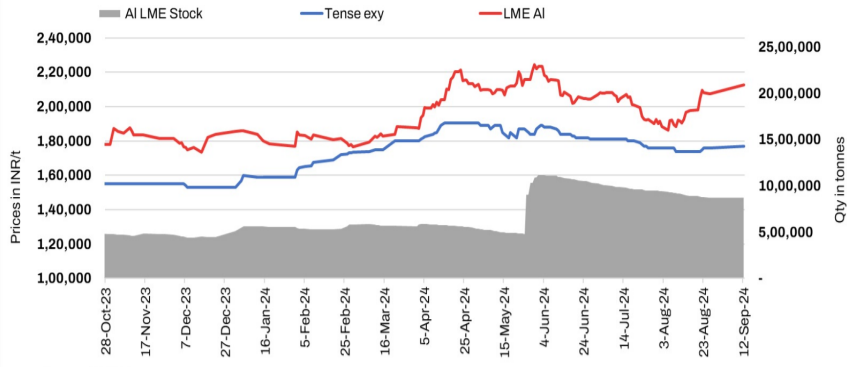
% Change d-o-d basis | Source: LME, MCX, SHFE

Base metals prices on LME witness positive trends, stocks experience outflows

2024-09-12

[READ MORE](#)

India: Aluminium tense scrap prices, exy Delhi



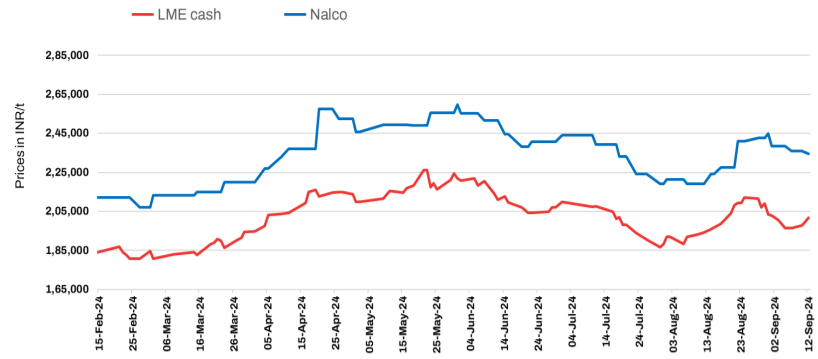
Source: BigMint

India: Aluminium scrap prices inch up d-o-d

2024-09-12 19:03:39

[READ MORE](#)

India: Domestic aluminium ingot P1020 vs LME price trend



Source: Nalco | IST 12:30 PM

India: NALCO cuts primary aluminium ingot prices by INR 1,200/t (\$14/t)

2024-09-12 13:24:09

[READ MORE](#)

India: BigMint's billet index declines further by INR 150/t d-o-d - 12 Sep

12 Sep 2024

BigMint's billet index dropped by another INR 150/tonne (t) today, settling at INR 37,050/t exw Raipur.

The index experienced a slight decline on Thursday, driven by weak market sentiment and weak demand in the semi-finished steel segment. However, buying activity in the finished steel segment showed a modest improvement due to lower offers. Market participants remained cautious, adopting a wait-and-watch approach to monitor further market movements.

In the finished steel market, rebar prices decreased by INR 200/t, with 3,150 t of deals concluded. Wire rod prices also fell by INR 300/t d-o-d. Additionally, sponge iron prices in Raipur edged down by INR 50/t.

The conversion spread from sponge iron (PDRI) to billets for standalone furnaces in the region was recorded at INR 12,300/t.

Rationale -

This index has been derived based on transactions, offers, bids and indicative price data sets. Transactions are considered as T1 and given a weightage of 50% whereas other data sets are considered as T2 and given a weightage of the

balance 50%.

- **Transactions (T1)** - Two trades at INR 37,000-37,300/t were recorded during the 2:30 pm to 5:30 pm BigMint trading window and considered for final price calculation as T1 inputs. The average of these transactions was INR 37,000/t which is given a 50% weightage in the final price calculation.
- **Other price indicators - bids/offers/indicative (T2)** - Eight offers were reported in the trading window and considered as T2 inputs. The average price of these eight was INR 37,080/t and given a 50% weightage in the final price calculation.

The final price of billets exw-Raipur was at INR 37,040/t, rounded off to INR 37,050/t exw.

From BigMint Team - While it would be our earnest endeavour, at BigMint, to bring about transparent and unbiased price index reporting, we would request all our readers and subscribers for their feedback and if they could participate in the reporting of more transactions.

For detailed methodology - [click here](#)

India Domestic Raipur Billet Trade Updates - 12 Sep'24							BIGMINT	
Participant	Industry Type	Trade Type	*Price (INR/t)	Delivery	Time of Deal/Call	Data Set	Outlier	
P1	Trader	Offer	37,200	EXW	11:56	T2	Yes	
P2	Trader	Offer	37,100	EXW	12:37	T2	Yes	
P3	Trader	Offer	37,100	EXW	12:40	T2	Yes	
P4	Seller	Offer	37,300	EXW	13:03	T2	Yes	
P5	Seller	Offer	37,150	EXW	13:14	T2	Yes	
P6	Trader	Indicative	37,100	EXW	15:20	T2	No	
P7	Trader	Offer	37,100	EXW	16:22	T2	No	
P8	Buyer	Indicative	37,100	EXW	16:40	T2	No	
P9	Trader	Offer	37,200	FOR	16:41	T2	Yes	
P10	Trader	Indicative	37,050	EXW	16:43	T2	No	
P11	Trader	Indicative	37,150	EXW	16:55	T2	Yes	
P12	Buyer	Offer	37,300	FOR	16:59	T2	Yes	
P13	Buyer	Trade	37,300	FOR	17:18	T1	Yes	
P14	Trader	Indicative	37,050	EXW	17:27	T2	No	
P15	Trader	Trade	37,000	EXW	17:27	T1	No	

T1 - Trade, T2 - Offer/Bid/Indicative, *Normalized price as per methodology

India Domestic Billet Price Index EXW Raipur

- Credible & Transparent Prices
- Robust Methodology & Rationale
- IOSCO Compliance
- Independent View of the Market
- Enabling Informed Conversations & Negotiations

Global Prices

Global Prices - Region Wise




























Commodity	Particular	Grade/Size	Price	Change	W-O-W	1M	3M
China							
<i>Export</i>							
Billet	FOB China	125*125, BF Grade	NA	NA	NA	NA	NA
TMT (Re-Bar)	FOB China	Commerical	NA	NA	NA	NA	NA
Wire Rod	FOB China	5.5mm	NA	NA	NA	NA	NA
HRC	FOB China	2.5mm	\$450	-15	-15	-30	-70
CRC	FOB China	0.90 mm	\$520	0	0	-15	-75
<i>Import</i>							
Iron Ore	CNF China	Lumps Fe 64/63%, South Africa	\$91	-1	-2	-8	-17
Iron Ore	CNF China	Fines Fe 62%, Australia	\$92	+2	0	-6	-15
Pellets	CNF China	6-20mm, BF Grade	\$112	-3	-3	-7	-12
Coking Coal	CNF China	Premium HCC, Australia	NA	NA	NA	NA	NA
Mill Scale	CNF China	70/68%	NA	NA	NA	NA	NA
FeCr	CNF China	HC 60%	¢94.25/lb	-0.75	-0.75	-1.25	-4.75
Mn Ore	CNF China	Mn 46% Lumps, Australia	NA	NA	NA	NA	NA
Mn Ore	CNF China	Mn 38%, South Africa	NA	NA	NA	NA	NA
CIS Nations							
<i>Export</i>							
Billet	FOB Black Sea	125*125, BF Grade	\$460	-13	-13	-20	-38
Slabs	FOB Black Sea	Commercial	NA	NA	NA	NA	NA
Pig Iron	FOB Black Sea	Steel Grade	\$382	-6	-6	-10	-38
TMT (Re-Bar)	FOB Black Sea	Commercial	NA	NA	NA	NA	NA
HRC	FOB Black Sea	2.5mm	\$470	-10	-10	-45	-77
CRC	FOB Black Sea	0.90mm	\$570	-5	-5	-37	-70
Japan/Korea							
<i>Export</i>							
HRC	FOB Korea	2.5mm	\$520	-30	NA	0	NA
<i>Import</i>							
FeCr	CNF Japan	HC 60%	¢100/lb	0	0	0	-7










Note:- W-O-W: Week On Week, 1M: Change over last month, 3M: Change over last 3 months, All prices are weekly assessment, Iron Ore are daily assessment

Commodity	Particular	Grade/Size	Price	Change	W-O-W	1M	3M
India							
<i>Export</i>							
Iron Ore	FOB India	Fines, Fe 58/57%	\$53.5	+ 3	+ 2.5	- 0.5	- 4.5
Billet	FOB India	150*150mm	\$490	0	0	0	NA
Pig Iron	FOB India	Steel Grade	NA	NA	NA	NA	NA
HRC	FOB India	2.5mm	\$560	0	NA	NA	NA
CRC	FOB India	0.9mm	\$645	0	0	- 30	- 50
SiMn	FOB India	60/14%	\$810	0	- 9.6	- 17.25	- 247.4
FeMn	FOB India	HC 75%	\$933	0	- 17	- 69	- 292.2
FeSi	FOB Bhutan	70-75%	\$1,150	0	0	+ 20	- 150
<i>Import</i>							
Iron Ore	CNF India	Lumps Fe 64%, South Africa	NA	NA	NA	NA	NA
Scrap	CNF India	HMS 1&2 ,Middle East	NA	NA	NA	NA	NA
Scrap	CNF India	Shredded, Europe	\$391	- 4	+ 1	- 16.5	- 26.6
Coking Coal	CNF India	Premium HCC, Australia	\$196	0	- 14.2	- 27	- 77.5
Non-Coking Coal	CNF India	RB2 5500 NAR, South Africa	NA	NA	NA	NA	NA
Met Coke	CNF India	62%, China	NA	NA	NA	NA	NA
Pellets	CNF India	6-20mm, BF Grade	NA	NA	NA	NA	NA
Wire Rod	CNF India	5.5mm, China	NA	NA	NA	NA	NA
HRC	CNF India	2.5mm, China	\$480	- 15	- 15	- 40	- 72
HRC	CNF India	2.5mm, Korea	\$570	- 30	NA	NA	NA
CRC	CNF India	0.90mm, China	\$540	0	0	- 15	- 75
HR Plate	CNF India	A 36	NA	NA	NA	NA	NA
Mn Ore	CNF India	Mn 38%, South Africa	NA	NA	NA	NA	NA
Europe & US							
<i>Export</i>							
Pig Iron	FOB Brazil	Steel Grade	\$437	0	0	- 5	- 10
<i>Import</i>							
Scrap	CFR Turkey	HMS (80:20), US	\$370	0	+ 3.4	- 4.25	- 16
HRC	CIF Europe	2.5mm	NA	NA	NA	NA	NA
Middle East & Africa							
<i>Export</i>							
Iron Ore	FoB South Africa	Lumps, Fe 64/63%	NA	NA	NA	NA	NA
Non Coking Coal	FoB South Africa	RB2 5500 NAR	NA	NA	NA	NA	NA
<i>Import</i>							
Billet	CNF Dubai	125*125, China	NA	NA	NA	NA	NA
HRC	CNF Dubai	2.5mm, China	\$490	- 10	- 10	- 37	- 73

Note:- W-O-W: Week On Week, 1M: Change over last month, 3M: Change over last 3 months, All prices are weekly assessment, Iron Ore are daily assessment

LIVE TENDERS

COMPANY	TYPE	GRADE	QUANTITY	EXPIRY DATE	LOCATION	VIEW
Billet/Ingot/Slab						
RINL	Sell	Bloom	609 MT	13 Sep, 2024	 Visakhapatnam, Andhra Pradesh, India	VIEW
RINL	Sell	Bloom	1,560 MT	14 Sep, 2024	 Vishakhapatnam, Andhra Pradesh, India	VIEW
Ferro Chrome						
SAIL	Buy	Ferro Chrome	4,200 MT	17 Sep, 2024	 Salem, Tamil Nadu, India	VIEW
Ferro Manganese						
SAIL	Buy	Ferro Manganese	1,300 MT	18 Sep, 2024	 Bokaro, Jharkhand, India	VIEW
Ferro Molybdenum						
Arcelor Mittal	Buy	Ferro Molybdenum	40 MT	16 Sep, 2024	 Hazira, Gujarat, India	VIEW
Ferro Silicon						
NMDC	Buy	Ferro Silicon	3,283 MT	20 Sep, 2024	 Jagdalpur, Chattisgarh, India	VIEW
Fines/Lumps						
Director of Mines & Geology	Services	Iron Ore Blocks	3 Nos	04 Oct, 2024	 Goa, Goa, India	VIEW
NMDC	Sell	Iron Ore Lumps Fe: 65.5%	8,000 MT	13 Sep, 2024	 Dantewada, Chattisgarh, India	VIEW
NMDC	Sell	Iron Ore Fines & Lumps	86,000 MT	17 Sep, 2024	 Dantewada, Chattisgarh, India	VIEW
NMDC	Sell	Baila ROM Fe:65.5%	43,000 MT	17 Sep, 2024	 Dantewada, Chattisgarh, India	VIEW
NMDC	Sell	Iron Ore Fines & Lumps	40,000 MT	13 Sep, 2024	 Bellary, Karnataka, India	VIEW
NMDC	Sell	Iron Ore Fines & Lumps	348,000 MT	13 Sep, 2024	 Bellary, Karnataka, India	VIEW
NMDC	Sell	Iron Ore	10,000 MT	17 Sep, 2024	 Dantewada, Chattisgarh, India	VIEW
Sri Kumaraswamy Mineral Exports Private Limited	Sell	Iron Ore Lumps	48,000 MT	17 Sep, 2024	 Bellary, Karnataka, India	VIEW
Sandur Manganese & Iron Ore	Sell	Iron Ore Lumps	13,000 MT	13 Sep, 2024	 Bellary, Karnataka, India	VIEW
JSW Steel ltd	Sell	Iron Ore Lumps	98,750 MT	13 Sep, 2024	 Joda, Odisha, India	VIEW
Manganese Ore						
Sandur Manganese & Iron Ore	Sell	Manganese Ore	24,696 MT	13 Sep, 2024	 Bellary, Karnataka, India	VIEW
Melting Scrap						
Mahindra & Mahindra	Sell	Melting Scrap	453 MT	13 Sep, 2024	 Mohali, Punjab, India	VIEW
Indian Oil	Sell	Melting Scrap	884 MT	13 Sep, 2024	 Kandla, Gujarat, India	VIEW
Yantra India Limited	Buy	Ferrous Scrap	982 MT	01 Oct, 2024	 Ghaziabad, Uttar Pradesh, India	VIEW
JBMAutoLimited	Sell	Melting Scrap-CR HR Punching	600 MT	23 Sep, 2024	 Pune, Maharashtra, India	VIEW
Track Components	Sell	Melting Scrap-CR HR Punching	835 MT	24 Sep, 2024	 Pune, Maharashtra, India	VIEW
MungiEngineering	Sell	Melting Scrap-CR HR Punching	700 MT	24 Sep, 2024	 Pune, Maharashtra, India	VIEW
Alf Engineering	Sell	Melting Scrap-CR HR Punching	510 MT	25 Sep, 2024	 Nashik, Maharashtra, India	VIEW
AUTOCOMPCORPORATIONPANSEPVT.LTD	Sell	Melting Scrap-CR HR Punching	300 MT	25 Sep, 2024	 Pune, Maharashtra, India	VIEW
Mahindra & Mahindra	Sell	Melting Scrap	620 MT	18 Sep, 2024	 Medak, Telangana, India	VIEW
JBMAutoLimited	Sell	Melting Scrap-CR HR Punching	500 MT	20 Sep, 2024	 Nashik, Maharashtra, India	VIEW

COMPANY	TYPE	GRADE	QUANTITY	EXPIRY DATE	LOCATION	VIEW
MahindraAutoSteelPvtLtd	Sell	Melting Scrap-CR HR Punching	1,275 MT	16 Sep, 2024	 Pune, Maharashtra, India	VIEW
Non Coking						
Minas de Benga Lda	Services	Non Coking Coal	1 Nos	16 Sep, 2024	 Maputo, Mozambique	VIEW
NTPC	Buy	Non Coking Coal	500,000 MT	26 Sep, 2024	 Solapur, Maharashtra, India	VIEW
NTPC	Buy	Non Coking Coal	500,000 MT	26 Sep, 2024	 Bijapur, Karnataka, India	VIEW
NTPC	Buy	Non Coking Coal	500,000 MT	26 Sep, 2024	 Nagpur, Maharashtra, India	VIEW
NTPC	Buy	Non Coking Coal	500,000 MT	26 Sep, 2024	 Aurangabad, Maharashtra, India	VIEW
NTPC	Buy	Non Coking Coal	500,000 MT	26 Sep, 2024	 Visakhapatnam, Andhra Pradesh, India	VIEW
NTPC	Buy	Non Coking Coal	500,000 MT	26 Sep, 2024	 Hyderabad, Telangana, India	VIEW
Pig Iron						
SAIL	Sell	Pig Iron	1,000 MT	13 Sep, 2024	 Rourkela, Odisha, India	VIEW
Used Plants And Machines						
AssamIndustrialDevelopmentCorporationLimited	Sell	Used Plant & Machines	1 Nos	20 Sep, 2024	 Guwahati, Assam, India	VIEW

[View All](#)



Formerly SteelMint / CoalMint

Contact:

info@bigmint.co

+91 97700 56666

Disclaimer: BigMint has taken due care and caution in compilation of content. Information is just for reference not intended for trading purpose or to address your particular requirement. The content includes facts, views and opinions are of individuals and not that of the BigMint management. We and our content licensors do not guarantee or warrant the accuracy, completeness or timeliness of, or otherwise endorse these views, and opinions. BigMint and its affiliates, or their employees, directors or agents shall not be liable or responsible for any loss or costs or any action whatsoever arising out of use or relying on the spot prices disseminated.