



**BIGMINT**

Formerly SteelMint / CoalMint

Issue 1262,

# Daily Steel Report

## HIGHLIGHTS

14 Aug 2024, Wed

[Intel & Insights](#)

---

[Snap Shot - Global Prices \(USD/MT\)](#)

---

[Snap Shot - Indian Domestic Prices \(INR/MT\)](#)

---

[Iron Ore](#)

---

[Coal](#)

---

[Scrap & Metallica](#)

---

[Steel](#)

---

[Ferro Alloy](#)

---

[Non Ferrous](#)

---

[India Domestic Billet Index](#)

---

[Global Prices - Region Wise](#)

---

[Live Tenders](#)

---

## INDIA

### Iron Ore

India: PELLEX remains stable, Raipur pellet offers unchanged [READ MORE >](#)

Karnataka: Bellary pellet prices remain largely stable [READ MORE >](#)

### Coal

India: Thermal coal port stocks largely stable w-o-w - week 32, 2024 [READ MORE >](#)

India's coking coal port stocks dip by 10% w-o-w - Week 32 [READ MORE >](#)

Indian Oil increases fuel grade pet coke prices for Aug'24 deliveries [READ MORE >](#)

India's thermal coal imports hit 6-month low in Jul'24; demand upturn likely from Sep [READ MORE >](#)

### Scrap & Metallics

South Asian imported ferrous scrap index witnesses a drop on lack of buying interest-13 Aug [READ MORE >](#)

India: BigMint's ferrous scrap index improves by INR 200/t on 13 Aug'24 [READ MORE >](#)

India: Sponge iron prices rise on improved trade activity - 13 Aug [READ MORE >](#)

India: Melting scrap prices inch up by INR 100/t d-o-d in Alang [READ MORE >](#)

### Steel

Indian HRC export offers on hold amid anti-dumping concerns in global market [READ MORE >](#)

Indian DRI, billet and re-bar update - 13'Aug [READ MORE >](#)

India: BigMint's billet index rises by INR 200/t d-o-d - 13 Aug [READ MORE >](#)

India's Brand-wise Rebar Offers from BF and IF route mills -13 Aug [READ MORE >](#)

India: Surya Roshni reports marginal increase in revenue for Q1FY'25 [READ MORE >](#)

BigMint's Daily Trade Sheet - 12 Aug'24 [READ MORE >](#)

### Ferro Alloy

India: Silico manganese export market under pressure amid delayed inquiries, global disruptions [READ MORE >](#)

India: Ferro silicon prices trend down on buyers' resistance to higher offers [READ MORE >](#)

India: NMDC issues over 6,600 t ferro manganese purchase tender [READ MORE >](#)

India: SAIL-DSP issues 67,375 t manganese alloys purchase tender [READ MORE >](#)

India: SAIL floats 1,150 t HC ferro chrome purchase tender [READ MORE >](#)

### Non Ferrous

India: Imported aluminium scrap prices remain rangebound despite LME rebound [READ MORE >](#)

Hindalco reports strong Q1FY'25 results; consolidated EBITDA jumps 31% y-o-y [READ MORE >](#)

India: Hindustan Copper Q1 net profit doubles to INR 113.40 crore [READ MORE >](#)

Base metals prices on LME remain positive, stocks witness negative trends [READ MORE >](#)

### Ship Breaking

South Asian ship recycling markets grapple with instability, declining offers [READ MORE >](#)

South Asia: Ship-breaking tonnage down by 58% m-o-m in Jul'24 [READ MORE >](#)

## CHINA

China: Iron ore spot prices remains largely stable [READ MORE >](#)

China: Shagang Steel reduces scrap procurement prices by \$8/t [READ MORE >](#)

China: Steel billet prices fall by RMB 30/t (\$4/t) d-o-d [READ MORE >](#)

## SOUTH ASIA

Pakistan: Imported scrap index down \$17/t w-o-w; weak rebar sales keep market sluggish

[READ MORE >](#)

## SOUTH EAST ASIA

Vietnam: Ferrous scrap imports fall by 21% m-o-m in Jul'24 amid weak steel demand

[READ MORE >](#)

## MEA (MIDDLE EAST AFRICA)

Middle East: Imported HRC offers fall w-o-w on slow summer demand

[READ MORE >](#)

## UK, EUROPE

Sims to sell its UK operations to Unimetals for \$385 million

[READ MORE >](#)

# Middle East: Imported HRC offers fall w-o-w on slow summer demand

Aug 13, 2024 18:46

China's HRC (grades S235 and S275) export offers to the Middle East (ME) fell by \$5-10/t w-o-w to \$525-535/t CFR UAE against \$535-540/t CFR UAE. However, no firm deal has been concluded. "There is a general decline in demand and ongoing pressure

on prices," a reliable source said. Shanghai Futures Exchange (SHFE) HRC futures dropped by RMB 34/t (\$5/t) d-o-d to RMB 3,357/t (\$468/t) as compared to RMB 3,391/t (\$473/t) a day ago. Moreover, the same sharply fell by RMB 147/t (\$21/

*Continued*

## SNAP SHOT - GLOBAL PRICES (USD/MT)

Commodity	Particular	Size,Grade	As on	Price	Change	1M	3M
Iron Ore Fines <sup>1</sup>	China Imports	Fines, Fe 62%	13 Aug   10.14 IST	\$99	0	-10	-20
Iron Ore <sup>1</sup>	Indian Imports	Lumps, Fe 64%	07 Aug   15.34 IST	\$113	+4	-10	-11
Pellets (Brazil) <sup>2</sup>	China Imports	6-20 mm, Fe 65%	07 Aug   15.15 IST	\$123	+4	-6	-8
Pellets (India) <sup>2</sup>	China Imports	6-20 mm, Fe 63%	09 Aug   19.12 IST	\$106	-4.5	-9.5	-13
Coking <sup>2</sup>	Australia Exports	Premium HCC	13 Aug   10.32 IST	\$212	-3	-24	-26.8
Non Coking <sup>2</sup>	India Imports	RB2, S.Africa	13 Aug   13.54 IST	\$111	+1	+1.8	-0.2
Graphite Electrode <sup>2</sup>	China Exports	600mm, UHP	08 Aug   18.10 IST	16,050 RMB/t	0	-100	-1,800
Scrap <sup>2</sup>	India Imports	Shredded	13 Aug   18.24 IST	\$408	-4	-7.2	-10.4
Scrap <sup>2</sup>	Turkey Imports	HMS 80:20	13 Aug   18.24 IST	\$375	-2	-15.8	-4.6
Scrap <sup>2</sup>	Pakistan Imports	Shredded	13 Aug   18.24 IST	\$410	-10	-19.33	-7.6
Scrap <sup>2</sup>	Bangladesh Imports	Shredded	13 Aug   18.24 IST	\$420	-4	-5.75	-1.6
Scrap (Ship Breaking) <sup>2</sup>	India Imports	Containers	13 Aug   11.14 IST	\$510	-20	-20	-40
Billet <sup>2</sup>	India Exports	150*150, 3SP/4SP	13 Aug   18.34 IST	\$490	0	NA	NA
Billet <sup>2</sup>	Russia Exports	130*130, 3SP	13 Aug   18.34 IST	\$480	-5	-20	-20
Billet <sup>2</sup>	Iran Exports	130*130, 3SP	13 Aug   18.34 IST	\$470	0	-8	-8
Billet <sup>2</sup>	Philippines Import	150*150, 3SP	13 Aug   18.32 IST	\$480	0	-14	-45
Sponge Iron <sup>2</sup>	India Exports	-	-	-	-	-	-
Pig Iron <sup>2</sup>	Russia Exports	Steel Grade	10 Aug   10.52 IST	\$392	-13	-23	-18
HRC <sup>2</sup>	China Exports	3-12mm, SS400	13 Aug   18.46 IST	\$480	-15	-30	-60
Wire Rod <sup>2</sup>	Nepal Import	5.5-6.0mm, Commercial Grade	10 Aug   13.24 IST	\$530	-5	-8	-65
HRC <sup>2</sup>	India Exports	2.5 mm, SAE1006	23 Apr   18.30 IST	\$560	0	-15	-40
HRC <sup>2</sup>	South Korea Exports	1.6-2.5mm, SAE 1006	13 Aug   18.46 IST	\$520	-30	-30	NA
HRC (China) <sup>2</sup>	Vietnam Imports	2-3mm, SAE 1006	06 Aug   18.29 IST	\$510	-10	-20	-55
HRC (China) <sup>2</sup>	Dubai Imports	2-3mm, SAE 1006	06 Aug   18.29 IST	\$510	-10	-20	-55
CRC <sup>2</sup>	India Exports	0.9 mm, IS 513 Gr.O	07 Aug   19.08 IST	\$675	0	-5	-25
CRC <sup>2</sup>	China Exports	0.90mm, SPCC	07 Aug   19.08 IST	\$555	-5	-15	-60
HR Plate <sup>2</sup>	China Exports	5-10mm, SS 400	07 Aug   19.07 IST	\$525	0	-10	-30
GP <sup>2</sup>	China Exports	DX51D+z80, Width 1,000-1,500 mm, thickness 0.5-2mm	08 Aug   18.09 IST	\$615	0	-15	-45
Silico Manganese <sup>2</sup>	India Exports	25-150 mm, HC 65-16	13 Aug   18.39 IST	\$963	0	-33	-244
Ferro Chrome <sup>2</sup>	China Import	10-150mm, HC 60%	14 Aug   10.22 IST	¢95.5 /lb	0	-3	-4
Manganese Ore <sup>2</sup>	India Imports	Lumps, Mn 37%,	10 Aug   10.47 IST	\$4.3 /dmtu	-0.15	-1	-2.1
Ferro Manganese <sup>2</sup>	India Exports	25-150 mm, HC 75%	13 Aug   18.42 IST	\$1,004	+4	-21.4	-199.4
Ferro Silicon <sup>2</sup>	Bhutan Exports	10-50 mm, FeSi 70%	12 Aug   18.40 IST	\$1,130	0	-85	-160

1-Daily Assessment, 2-Weekly Assessment, 3-Monthly Assessment, W-O-W:Week On Week, 1M: Change over last month, 3M: Change over last 3 months

# Indian tier-1 mills' production, sales fall q-o-q in Q1FY'25. Q2 may bring some cheer

Aug 14, 2024 10:10

Maintenance schedules impact production levels Sales challenged by imports, lack of exports offers EBIDTA/t mixed amid dull steel, raw material prices Morning Brief: India's tier-1 mills found it an uphill task in the first

quarter of financial year 2024-25 (Q1FY'25). Production and sales both fell q-o-q for four of these major mills amid an imports onslaught from China, a moribund exports market and sluggish domestic demand and subdued s

Continued

## SNAP SHOT - INDIAN DOMESTIC PRICES (INR/MT)

Commodity	Particular	Size,Grade	As on	Price	Change	1M	3M
Fines/lumps <sup>2</sup>	Iron Ore Index	5-18 mm, Fe 63%, DR Grade	10 Aug   14.06 IST	5,800	-150	-550	-1,200
Fines/lumps <sup>2</sup>	Iron Ore Index	0-10 mm, Fe 63%	10 Aug   14.08 IST	4,650	-50	-100	-750
Iron Ore <sup>3</sup>	NMDC	6-40 mm, Fe 65.5%	07 Aug   11.13 IST	5,350	NA	NA	-1,100
Iron Ore <sup>3</sup>	NMDC	0 -10 mm, Fe 64%	07 Aug   11.05 IST	4,610	NA	NA	-1,000
Pellets <sup>2</sup>	Raipur	6-20 mm, Fe 63%,	13 Aug   18.34 IST	9,100	0	-150	-1,600
Pellets <sup>2</sup>	Bellary	6-20 mm, Fe 63%	13 Aug   18.34 IST	9,600	-50	-200	-950
Met Coke <sup>2</sup>	Ex-India (East)	25-90 mm, Blast Furnace-grade	07 Aug   17.23 IST	34,800	0	0	+1,300
Graphite Electrode <sup>3</sup>	Ex-India	600mm, UHP	24 Jun   19.11 IST	325,000	0	0	0
Mill Scale <sup>2</sup>	FoR-Kandla	Fines, Fe 70/68%	10 Aug   13.54 IST	6,750	-50	+50	-750
Hms <sup>1</sup>	Ex-Mumbai	HMS	13 Aug   17.45 IST	33,000	+500	+200	-3,000
Hms <sup>1</sup>	Ex-Alang	HMS	13 Aug   17.45 IST	33,400	+100	-2,600	-5,400
Pig Iron <sup>1</sup>	Ex-Durgapur	Steel Grade	13 Aug   17.25 IST	37,000	+100	-1,000	-5,150
Pig Iron <sup>1</sup>	Ex-Ludhiana, Foundary	Foundry Grade	13 Aug   13.30 IST	44,000	+200	+1,000	-2,500
Sponge Pellet <sup>1</sup>	Ex-Raipur	Lumps, FeM 80%, +/-1	13 Aug   17.48 IST	24,500	+150	-1,300	-4,700
Billet <sup>1</sup>	Ex-Mumbai	100x100mm, IS 2831	13 Aug   17.50 IST	41,100	+100	-900	-6,100
Billet <sup>1</sup>	Ex-Raipur	100x100mm, IS 2831	13 Aug   17.50 IST	38,600	+200	-1,000	-5,950
TMT (Re-Bar) Secondary mills <sup>1</sup>	Ex-Mumbai	12-25mm, IF Route, Fe 500, IS 1786	13 Aug   13.39 IST	45,100	+100	-1,700	-8,100
TMT (Re-Bar) Secondary mills <sup>1</sup>	Ex-Delhi/NCR	12-25mm, IF Route, Fe 500, IS 1786	13 Aug   13.39 IST	45,700	+200	-1,400	-5,000
TMT (Re-Bar) <sup>2</sup>	Ex-Mumbai	12-32mm, BF Route , IS 1786 Fe 500D	09 Aug   17.33 IST	50,300	-500	-4,000	-8,400
Structure <sup>1</sup>	Ex-Mumbai	40x40 Angle, IF Route, IS 2062/2011 E-250 Gr A	13 Aug   10.30 IST	48,400	0	-1,100	-5,300
Wire Rod <sup>1</sup>	Ex-Raipur	5.5 mm, SWRY 14 LC Gr 3, Induction route	13 Aug   17.17 IST	42,500	+200	-1,300	-5,600
HRC <sup>2</sup>	Ex-Delhi	2.5-8mm / CTL, IS2062, Gr E250 Br.	13 Aug   18.06 IST	50,500	-400	-1,800	-4,100
HRC <sup>2</sup>	Ex-Mumbai	2.5-8mm / CTL, IS2062, Gr E250 Br.	13 Aug   18.06 IST	50,400	-600	-1,700	-3,800
CRC <sup>2</sup>	Ex-Delhi	0.90mm / CTL, IS 513, CR1	13 Aug   18.14 IST	57,800	-600	-3,000	-3,100
CRC <sup>2</sup>	Ex-Mumbai	0.90mm / CTL, IS 513, CR1	13 Aug   18.14 IST	57,500	-700	-2,250	-3,350
HR Plate <sup>2</sup>	Ex-Mumbai	5-10mm, Gr E250 Br.	07 Aug   18.07 IST	51,500	-100	-2,800	-3,000
GP <sup>2</sup>	Ex-Mumbai	0.8mm / CTL, 120 GSM, IS277	08 Aug   18.46 IST	62,400	0	-1,100	-2,500
Silico Manganese <sup>2</sup>	Ex-Raipur	25-150 mm, HC 60-14	13 Aug   18.40 IST	69,300	0	-340	-16,720
Ferro Manganese <sup>2</sup>	Ex-Raipur	25-150 mm, HC 70%	13 Aug   18.45 IST	75,600	0	-2,420	-13,880
Ferro Chrome <sup>2</sup>	Ex-Jajpur	10-150mm, HC 60%, Si- 4%	14 Aug   10.21 IST	103,100	-300	-5,600	-3,300
Manganese Ore <sup>2</sup>	Ex Balaghat, MOIL	Lumps, Mn 37%, Fe 7.5%	01 Aug   13.27 IST	15,146	-5,601	-5,601	NA
Chrome Ore <sup>2</sup>	Ex-Odisha OMC, E-auction	Lumps, Friable 48-50%	20 Jul   12.17 IST	24,145	-641	-641	NA

\*Basic Price GST @ 18% extra

1-Daily Assessment, 2-Weekly Assessment, 3-Monthly Assessment, W-O-W: Week On Week, 1M: Change over last month, 3M: Change over last 3 months

# Iron Ore

## Iron Ore (India)

Particular/Delivery	Size/Grade	Delivery	As On	Price	Change	1M	3M
Indian prices (in INR/MT)							
Odisha Iron Ore Index	5-18 mm, Fe 63%, DR Grade	Ex-mines	10 Aug   14.06 IST	5,800	-150	-550	-1,200
	10-30mm, Fe 63%, BF Grade	Ex-mines	10 Aug   14.06 IST	5,050	0	-450	-1,050
	0-10 mm, Fe 63%	Ex-mines	10 Aug   14.08 IST	4,650	-50	-100	-750
	0-10mm, Fe 60%	Ex-mines	10 Aug   14.06 IST	3,850	-100	+50	-600
	0-5mm, Fe 57%	Ex-mines	08 Aug   18.00 IST	2,700	0	-100	-550
	5-18 mm, Lumps, Fe 60%	Ex-mines	10 Aug   14.06 IST	5,100	0	-300	-1,000
	10-30 mm, lumps, Fe 60%	Ex-mines	10 Aug   14.06 IST	4,600	0	-300	-900
	0-10mm, Fe 62%	Ex-mines	10 Aug   14.06 IST	4,450	-50	-50	-550
OMC Gandhamardan	0 -5 mm, Fe 62-60%	Ex-Mines	20 Jul   12.41 IST	4,250	+200	+200	-300
	10-40 mm, Fe 62%	Ex-Mines	20 Jul   12.41 IST	4,700	-250	-250	-1,300
OMC Daitari	0 -5 mm, Fe 62-64%	Ex-Mines	20 Jul   18.53 IST	4,800	-950	-950	-500
	10-40 mm, Fe 62%	Ex-Mines	20 Jul   12.41 IST	5,060	-700	-700	-940
OMC Kurmitar (Koira)	0 -5 mm, Fe 62-60%	Ex-Mines	20 Jul   12.41 IST	4,100	0	0	-500
	10-40 mm, Fe 62%	Ex-Mines	20 Jul   12.41 IST	5,000	-550	-550	-1,200
OMC Guali	5-18 mm, Fe 62%	Ex-mines	20 Jul   12.41 IST	5,255	-350	-350	-795
	Fines -5 mm, Fe 60-62%	Ex-mines	20 Jul   12.41 IST	4,400	-150	-150	-700
OMC Jilling	5-18 mm, Fe 62%	Ex-mines	20 Jul   12.41 IST	5,850	-300	-300	-1,850
	Fines -5 mm, Fe 60-62%	Ex-mines	20 Jul   12.41 IST	4,500	-150	-150	-850
NMDC, Chhattisgarh	10-150 mm, Fe 65.5%	F.O.R Siding	07 Aug   11.05 IST	5,320	NA	NA	-1,130
	6-40 mm, Fe 65.5%	F.O.R Siding	07 Aug   11.13 IST	5,350	NA	NA	-1,100
	0 -10 mm, Fe 64%	F.O.R Siding	07 Aug   11.05 IST	4,610	NA	NA	-1,000
	10-40 mm, Fe 67%, DR CLO	F.O.R Siding	07 Aug   11.05 IST	6,420	NA	NA	-1,100
Chandrapur, Maharashtra	0-10mm, Fe 63%	FoR Ballarshah	09 Aug   15.42 IST	6,100	0	0	+600
Ex-Bellary	0-10 mm, Fe 62%	Ex-Mines	08 Aug   18.15 IST	4,500	-600	-700	-1,200
	0-10 mm, Fe 57%	Ex-Mines	08 Aug   18.15 IST	2,700	-400	-550	-600
Karnataka e-auction	Lumps 10-20mm, Fe 63%	Ex-Mines	31 Jul   13.59 IST	4,300	-400	-400	-550
	Fines 0 -5 mm, Fe 60%	Ex-Mines	31 Jul   13.59 IST	3,200	-500	-500	-500

## Pellets (India)

Indian prices (in INR/MT)							
Ex-Barbil	6-20 mm, Fe 63%, (+/- 0.5%)	FOR Siding	13 Aug   18.34 IST	7,200	0	-300	-1,750
Ex-Durgapur	6-20 mm, Fe 63%, (+/- 0.5%)	Ex-Works	13 Aug   18.34 IST	7,900	0	-500	-2,000
Ex-Jamshedpur	6-20 mm, Fe 63%	Ex-Works	06 Aug   18.55 IST	8,050	-50	-100	-1,350
Ex-Jharsugda	6-20 mm, Fe 63%, (+/- 0.5%)	Ex-Works	13 Aug   18.34 IST	7,800	0	-200	-1,800
Ex-Raipur	6-20 mm, Fe 63%, (+/- 0.5%)	Ex-Works	13 Aug   18.34 IST	9,100	0	-150	-1,600
Ex-Kandla	6-20 mm, Fe 64/63%	DAP	13 Aug   18.34 IST	10,300	0	-700	-1,900
Ex-Bellary	6-20 mm, Fe 63%	Ex-Works	13 Aug   18.34 IST	9,600	-50	-200	-950

Weekly Assessment, GST @ 5% extra., Barbil and Kandla - Prices Loaded to Wagons

## Concentrates (India)

Indian prices (in INR/MT)							
Ex-Jabalpur	-45 micron, Fe 63%	Ex-works	10 Aug   13.51 IST	4,000	-50	-250	-600

## Iron Ore (Global)

Global prices (in USD/MT)							
CNF China	Fines, Fe 61.5% (Australia Origin)	-	13 Aug   10.14 IST	\$97	0	-10	-20
CNF China	Fines, Fe 62% (Australia Origin)	-	13 Aug   10.14 IST	\$99	0	-10	-20
CNF China	Fines, Fe 62.5% (Brazil Origin)	-	13 Aug   10.55 IST	\$102	-1	-9	-20
CNF China	Fines, Fines 63/62% (India origin)	-	13 Aug   10.55 IST	\$92	-2	-5	-12
CNF China	Lumps, Fe 64/63% (South Africa Origin)	-	13 Aug   10.55 IST	\$100	-2	-9	-19
CNF China	Lumps, USD/dmtu	-	13 Aug   10.14 IST	\$0.17	0	-0.0325	+0.05
CNF China	Fines, Fe 55% (India Origin)	-	12 Aug   17.56 IST	\$63	-1	-3.5	-14.5



<b>CNF China</b>	Fines, Fe 56% (India Origin)	-	12 Aug   17.56 IST	\$66	-1	-3.5	-14.5
<b>CNF China</b>	Fines, Fe 57% (India origin)	-	12 Aug   17.56 IST	\$69	-1	-3.5	-14.5
<b>CNF India</b>	Lumps, Fe 64% (South Africa origin)	-	07 Aug   15.34 IST	\$113	+4	-8	-16
<b>FOB India</b>	Fines, Fe 57% (India origin)	-	12 Aug   17.57 IST	\$55.5	-1.5	-4.5	-9.5

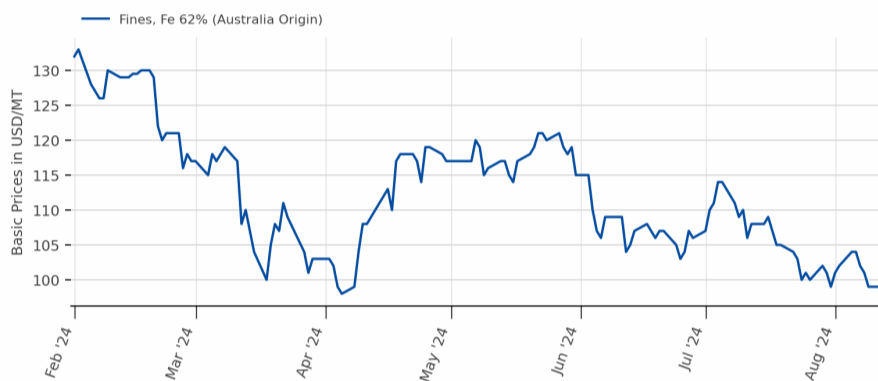
Prices on DMT basis (Daily Assessment) , India- Single Port Loading , FOB prices including demurrage , June to November: Moisture@ 10% , December to May: Moisture@ 8% , Or, actual moisture as per cargo certificate submitted by shipper to be adjusted

## Pellets (Global)

Global prices (in USD/MT)							
<b>CNF China</b>	6-20 mm, Fe 63% (India Origin)	-	09 Aug   19.12 IST	\$106	-4.5	-9.5	-13
	6-20 mm, Fe 65% (Brazil Origin)	-	07 Aug   15.15 IST	\$123	+4	-6	-8
<b>FOB India</b>	6-20 mm, Fe 63%	-	09 Aug   19.14 IST	\$93	-4.5	-9	-10.5
	5-20mm, Fe 63%	-	09 Aug   15.15 IST	\$7.1	+0.6	-0.35	+3.2
<b>CNF China</b>	6-20mm	-	09 Aug   15.15 IST	\$16.6	+0.3	+0.6	+5.05

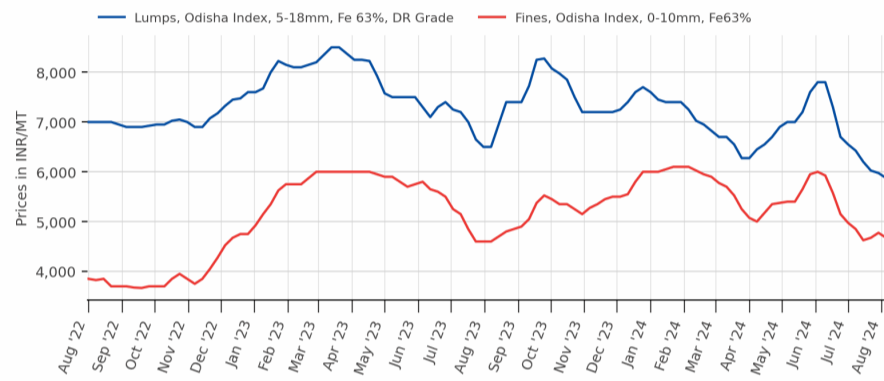
Note:- W-O-W: Week On Week, 1M: Change over last month, 3M: Change over last 3 months

### Iron Ore Fines, CNF Rizhao China

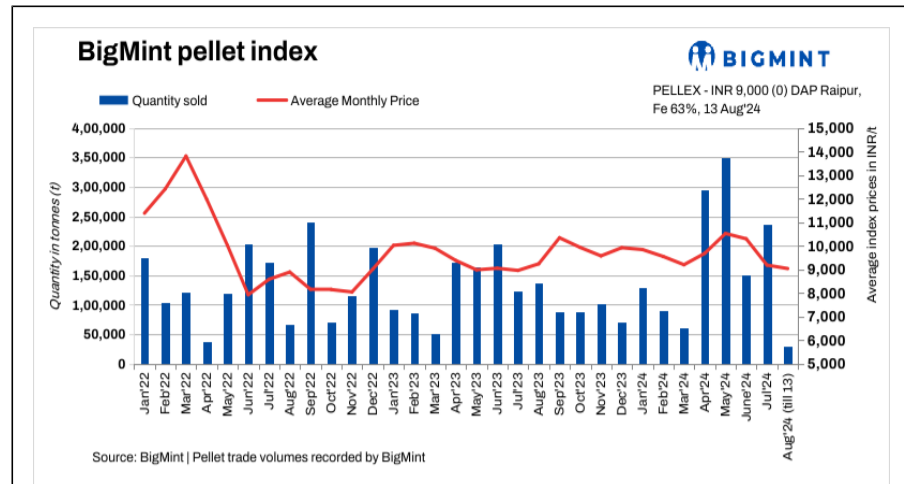


Source:BigMint

### Odisha Iron Ore Price Index (Lumps & Fines)



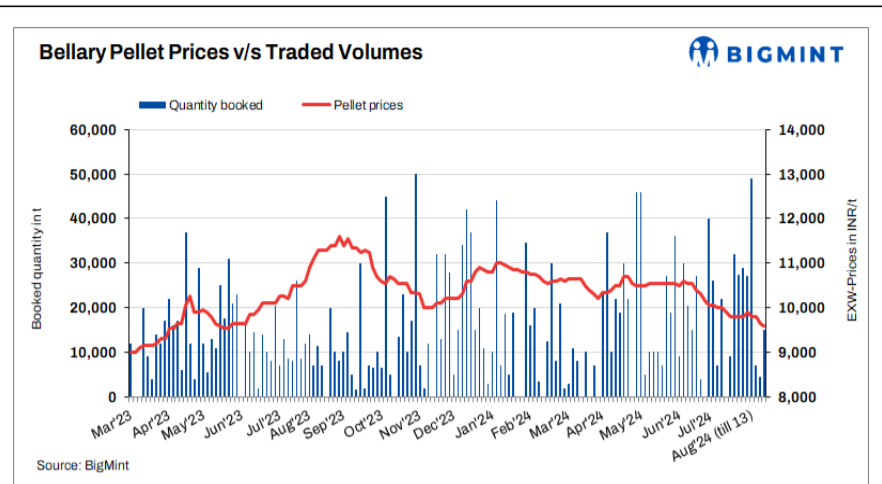
Source:BigMint



**India: PELLEX remains stable, Raipur pellet offers unchanged**

2024-08-13

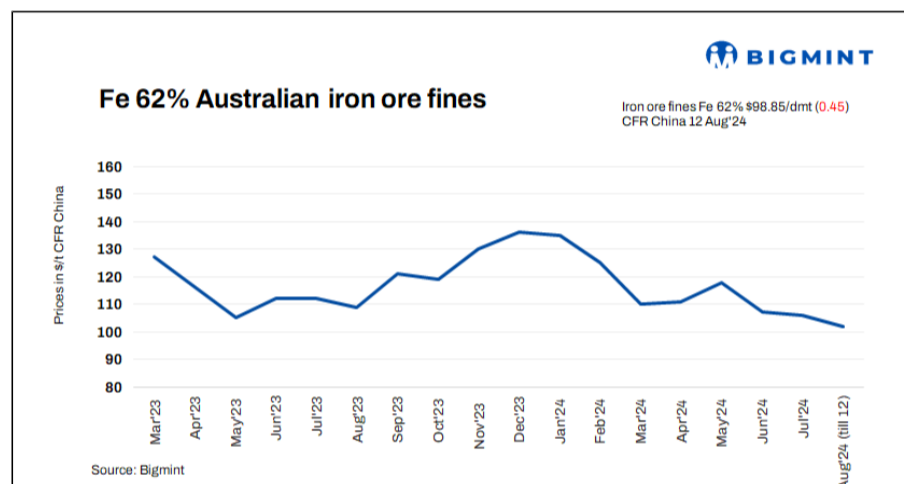
[READ MORE](#)



**Karnataka: Bellary pellet prices remain largely stable**

2024-08-13

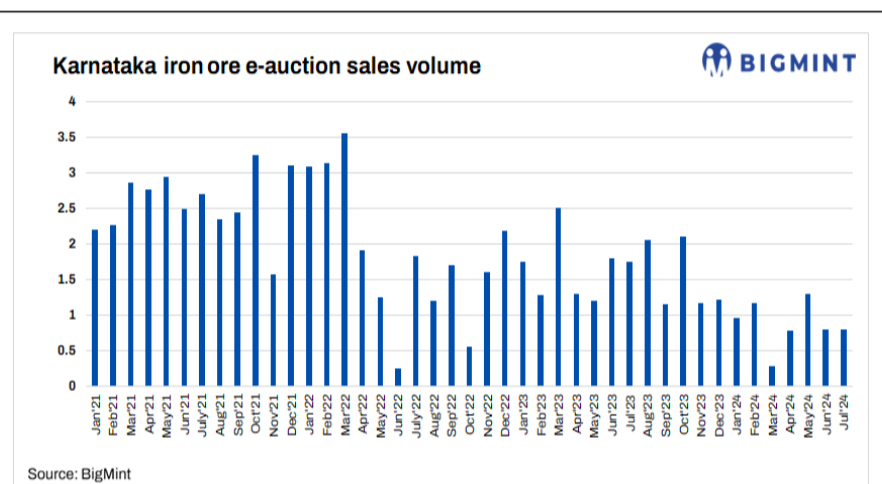
[READ MORE](#)



**China: Iron ore spot prices remains largely stable**

2024-08-13

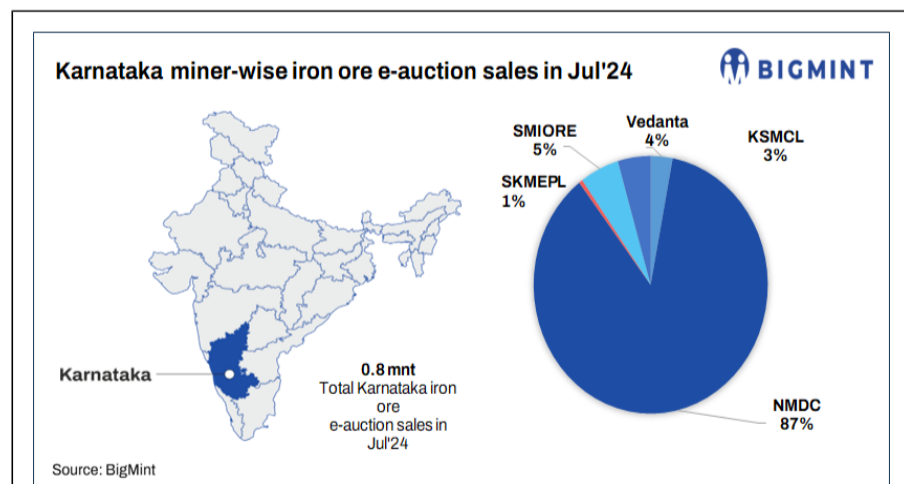
[READ MORE](#)



**India: NMDC to auction over 240,000 t of iron ore from Karnataka**

2024-08-12

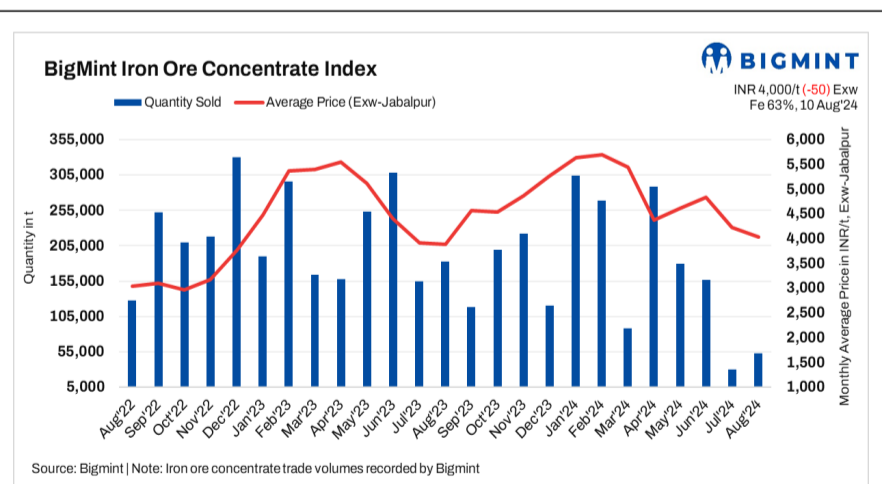
[READ MORE](#)



**India: Vedanta to auction 20,000 t of iron ore lumps from Karnataka**

2024-08-12

[READ MORE](#)



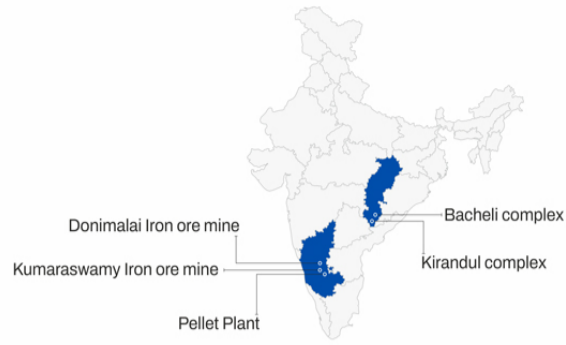
**India: Iron ore concentrate prices drop further by INR 50/t in recent deal**

2024-08-10

[READ MORE](#)



## NMDC's iron ore Mines location

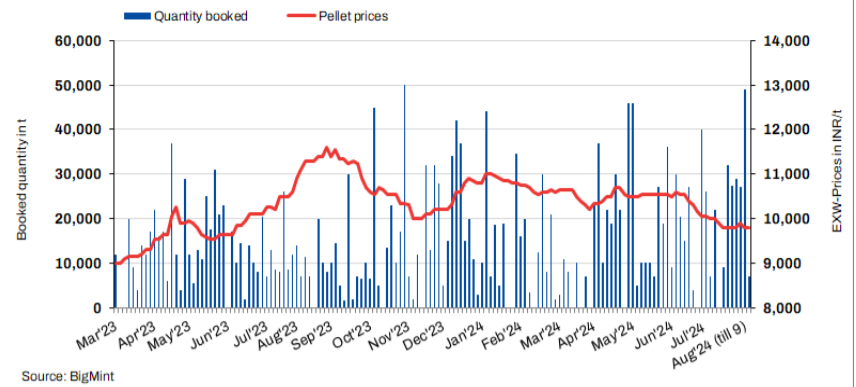


### India: NMDC to auction over 113,000 t of iron ore from Chhattisgarh

2024-08-10

[READ MORE](#)

## Bellary Pellet Prices v/s Traded Volumes

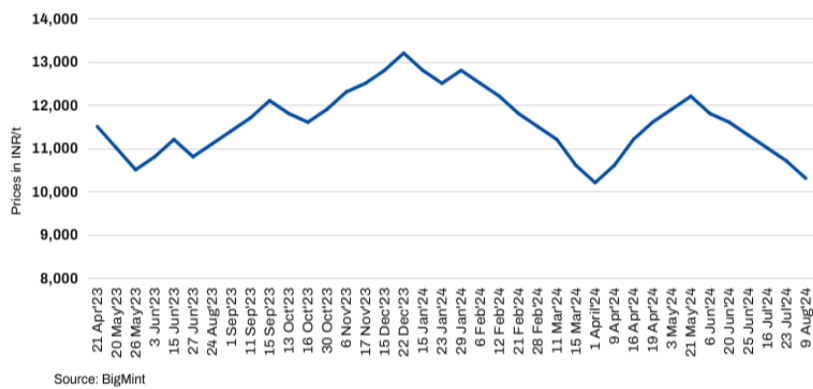


### Karnataka: Bellary pellet prices fall by INR 150/t amid offer reduction

2024-08-09

[READ MORE](#)

## Kandla pellet prices



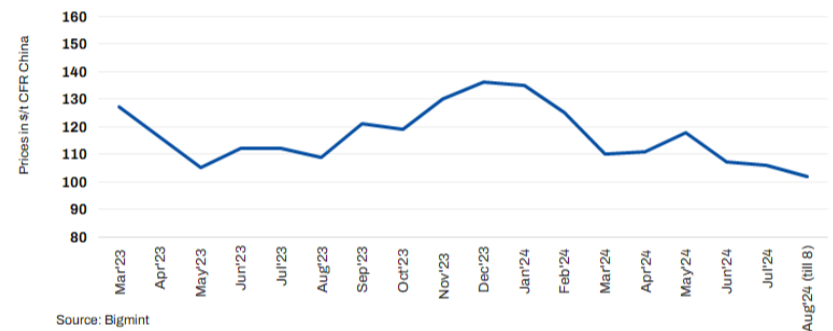
### India: Jindal SAW cuts pellet offers by INR 400/t (\$5/t)

2024-08-09

[READ MORE](#)

## Fe 62% Australian iron ore fines

Iron ore fines Fe 62% \$99.30/dmt (L30)  
CFR China 8 Aug'24



### China: Iron ore spot prices continue to hit below \$100/t level

2024-08-09

[READ MORE](#)

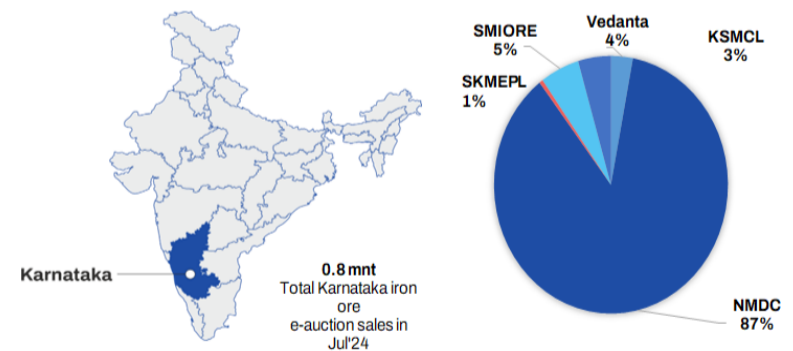


### India: RINL floats over 650,000 t iron ore purchase tender

2024-08-08

[READ MORE](#)

## Karnataka miner-wise iron ore e-auction sales in Jul'24



### India: Over 500,000 t of iron ore to be auctioned from Karnataka

2024-08-08

[READ MORE](#)

# Coal

## Non Coking (India)

Particular/Delivery	Size/Grade	Delivery	As On	Price	Change	1M	3M
Indian prices (in INR/MT)							
Ex-Gangavaram	RB2 (5500 NAR), S.Africa	Ex-Port	13 Aug   16.28 IST	9,650	0	-150	-300
	RB3 (4800 NAR), South Africa	Ex-Port	13 Aug   16.28 IST	7,750	0	-50	-550

## Met Coke (India)

Indian prices (in INR/MT)							
Ex-Jajpur	25-90 mm, Blast Furnace-grade	Ex-Yard	07 Aug   17.23 IST	34,800	0	0	+1,300
Ex-Gandhidham	25-90 mm, Blast Furnace-grade	Ex-Yard	07 Aug   17.23 IST	32,700	0	-400	-300

## Coking (Global)

Global prices (in USD/MT)							
CNF India	0-40mm, HCC 64 Mid Vol, Australia	-	13 Aug   10.28 IST	\$211	-3	-13.2	-12.4
	0-40mm, Premium HCC, Australia	-	13 Aug   10.28 IST	\$227	-3	-26	-30.4
	Low Vol PCI, Australia	-	13 Aug   10.28 IST	\$199	-3	-16	+17.2
FOB Australia	0-40mm, Low Vol PCI	-	13 Aug   10.32 IST	\$184	-2	-14	+20.6
	HCC 64 Mid Vol	-	13 Aug   10.32 IST	\$196	-2	-12.2	-9
	Premium HCC	-	13 Aug   10.32 IST	\$212	-3	-24	-26.8

## Non Coking (Global)

Global prices (in USD/MT)							
CNF India	RB1 (6000 NAR), S.Africa	-	13 Aug   13.54 IST	\$128	+1	+5.8	+4
	RB2 (5500 NAR), S.Africa	-	13 Aug   13.54 IST	\$111	+1	+1.8	-0.2
	RB3 (4800 NAR), S.Africa	-	13 Aug   13.54 IST	\$92	0	+2.8	-6.2
FOB South Africa	RB1 (6000 NAR)	-	13 Aug   13.55 IST	\$111	+1	+5.8	+5
	RB2 (5500 NAR)	-	13 Aug   13.55 IST	\$94	+1	+1.8	+0.8
	RB3 (4800 NAR)	-	13 Aug   13.55 IST	\$75	0	+2.8	-5.2

## Met Coke (Global)

Global prices (in USD/MT)							
FOB China	25-90mm, 64% CSR	-	08 Aug   17.14 IST	\$266	-8	-13	-40
CNF India	25-90mm, 64% CSR, China	-	08 Aug   17.22 IST	\$279	-6	-20	-41
	64% CSR, Japan origin	-	08 Aug   17.22 IST	\$358	0	-2	-7

Note:- W-O-W: Week On Week, 1M: Change over last month, 3M: Change over last 3 months

# Scrap & Metallic

## Sponge (India)

Region	Particular	Sponge Iron (C-DRI)				Pellet Sponge (P-DRI)			
		Price	Change	W-O-W	1M	Price	Change	W-O-W	1M
Indian prices (in INR/MT) <span style="float: right;">As on 13 Aug 2024</span>									
North India	Mandi Gobindgarh	30,000	+ 200	+ 200	- 500	-	-	-	-
East India	Durgapur	27,300	+ 200	+ 300	- 200	25,300	+ 200	+ 350	- 150
East India	Rourkela	26,000	+ 100	+ 250	- 700	-	-	-	-
Central India	Raigarh	25,850	+ 100	- 150	- 1,250	23,850	+ 100	- 150	- 1,250
Central India	Raipur	28,500	0	- 150	- 1,650	24,500	+ 150	+ 50	- 1,300
South India	Bellary	27,000	+ 100	0	- 650	25,900	+ 100	+ 150	- 600
Eastern India	Ramgarh	26,900	+ 100	- 100	- 800	24,800	+ 50	- 200	- 900
East India	Jharsugda	-	-	-	-	23,200	0	- 100	- 1,400
South India	Hyderabad	-	-	-	-	26,500	+ 200	0	- 700

All prices are basic, GST extra.

## Pig Iron (India)

Particular/Delivery	Size/Grade	Delivery	As On	Price	Change	1M	3M
Indian prices (in INR/MT)							
DAP-Ludhiana	Steel Grade	DAP	13 Aug   17.25 IST	40,000	0	- 400	- 3,500
Ex-Bokaro	Steel Grade	Ex-Plant,Bokaro	01 Aug   18.06 IST	35,900	- 1,450	- 1,450	- 1,450
Ex-Burnpur	Steel Grade	Ex-Plant,Burnpur	31 May   16.00 IST	40,500	- 2,500	0	- 2,500
Ex-Durgapur	Steel Grade	Ex-Works	13 Aug   17.25 IST	37,000	+ 100	- 1,000	- 5,150
		Ex-Plant,Durgapur	24 Jul   11.53 IST	36,700	- 300	- 300	- 6,550
Ex-Rourkela	Steel Grade	Ex-Plant,Rourkela	12 Aug   13.44 IST	35,100	- 1,400	- 1,500	- 7,400
Ex-Bhilai	Steel Grade	Ex-Plant,Bhilai	20 Jun   17.45 IST	38,000	- 4,100	0	- 4,100
DAP-Raigarh	Steel Grade	DAP	13 Aug   17.25 IST	36,200	+ 150	- 1,850	- 5,550
DAP-Raipur	Steel Grade	DAP	13 Aug   17.25 IST	36,750	+ 100	- 1,450	- 5,600
DAP-Hyderabad	Steel Grade	DAP	13 Aug   13.40 IST	38,200	+ 200	0	- 4,200
DAP-Delhi	Foundry Grade	DAP	13 Aug   13.30 IST	44,000	+ 200	+ 1,000	- 3,500
DAP-Ludhiana	Foundry Grade	DAP	13 Aug   13.30 IST	44,000	+ 200	+ 1,000	- 2,500
Ex-Durgapur	Foundry Grade	Ex-Works	13 Aug   13.30 IST	42,500	0	- 1,000	- 4,000
Ex-Kharagpur	Foundry Grade	Ex-Works	13 Aug   13.30 IST	42,500	0	- 1,000	- 4,000
DAP-Ahmedabad	Foundry Grade	DAP	13 Aug   13.30 IST	45,500	0	- 300	- 1,200
DAP-Kolhapur	Foundry Grade	DAP	13 Aug   13.30 IST	45,800	0	- 200	- 1,200

Indian pig iron price assessment frequency has been increased from weekly to daily basis.

## Re - Rolling Scrap (India)

Indian prices (in INR/MT)							
Ex-Alang	9-11mm(6 ANE), Ship Breaking	Ex-Yard	13 Aug   10.58 IST	39,000	+ 100	- 2,300	- 3,800
	2-5 KG, Ship Breaking	Ex-Yard	13 Aug   10.58 IST	38,500	+ 100	- 2,300	- 3,800
	6-8mm(4 ANE) , Ship Breaking	Ex-Yard	13 Aug   10.58 IST	38,000	+ 100	- 2,300	- 3,800
	1-2 KG, Ship Breaking	Ex-Yard	13 Aug   10.58 IST	34,600	+ 100	- 2,600	- 5,400
	Attachment, Ship Breaking	Ex-Yard	13 Aug   10.58 IST	34,400	+ 100	- 2,600	- 5,400
	HMS(80:20), Ship Breaking	Ex-Yard	13 Aug   10.58 IST	33,400	+ 100	- 2,600	- 5,400
	19-22mm(12 ANE), Ship Breaking	Ex-Yard	13 Aug   10.58 IST	41,000	+ 100	- 2,500	- 3,900
	15-18mm(10 ANE), Ship Breaking	Ex-Yard	13 Aug   10.58 IST	41,000	+ 100	- 2,400	- 3,800
	1 Inch, Ship Breaking	Ex-Yard	13 Aug   10.58 IST	41,000	+ 100	- 2,500	- 4,000
	12-14mm(8 ANE), Ship Breaking	Ex-Yard	13 Aug   10.58 IST	40,500	+ 100	- 2,300	- 3,800
	5-10 KG, Ship Breaking	Ex-Yard	13 Aug   10.58 IST	39,500	+ 100	- 2,300	- 3,900

## Melting Scrap (India)

Particular/Delivery	Size/Grade	Delivery	As On	Price	Change	1M	3M
Indian prices (in INR/MT)							
Ex-Ludhiana	End Cutting	DAP	13 Aug   17.45 IST	37,200	+ 500	-1,500	-3,800
	Turning Boring Scrap	DAP	13 Aug   17.45 IST	34,600	0	-1,500	-4,200
	CI Scrap, Mixed Size	DAP	13 Aug   17.45 IST	38,900	0	0	-1,100
	CR Busheling (Loose)	DAP	13 Aug   17.45 IST	38,300	+ 500	-1,400	-3,800
Ex-Mandi	CR Busheling (Loose)	DAP	13 Aug   17.45 IST	38,600	+ 600	-1,500	-3,800
	HMS(80:20)	DAP	13 Aug   17.45 IST	34,800	+ 300	-1,600	-3,500
	End Cutting	DAP	13 Aug   17.45 IST	37,100	+ 200	-1,900	-4,200
Ex-Durgapur	LMS (Light Melting Scrap)	DAP	13 Aug   17.45 IST	32,600	+ 300	-1,500	-3,800
Ex-Durgapur	HMS(80:20)	DAP	13 Aug   17.45 IST	34,700	0	-750	-3,000
Ex-Raipur	HMS(80:20)	DAP	13 Aug   17.45 IST	34,000	+ 200	-1,750	-4,500
	End Cutting	DAP	13 Aug   17.45 IST	36,000	+ 200	-1,750	-4,450
Ex-Ahmedabad	CR Busheling (Bundle)	DAP	13 Aug   17.45 IST	38,000	-200	-800	-2,500
	HMS(80:20)	DAP	13 Aug   17.45 IST	33,000	0	-1,700	-4,500
Ex-Alang	HMS(80:20)	Ex-Yard	13 Aug   17.45 IST	33,400	+ 100	-2,600	-5,400
Ex-Jalna	HMS(80:20)	DAP	13 Aug   17.45 IST	32,600	0	-600	-4,400
	CR Busheling (Loose)	DAP	13 Aug   17.45 IST	35,700	0	-600	-4,400
Ex-Mumbai	HMS(80:20)	DAP	13 Aug   17.45 IST	33,000	+ 500	+ 200	-3,000
Ex-Chennai	CR Busheling (Bundle)	DAP	13 Aug   17.45 IST	36,200	0	-100	-2,500
	Turning Boring Scrap	DAP	13 Aug   17.45 IST	31,000	0	+ 300	-3,600
	HMS(80:20)	DAP	13 Aug   17.45 IST	32,000	0	+ 200	-3,600
	HMS(90:10)	DAP	13 Aug   17.45 IST	34,400	0	-100	-2,600
Ex-Coimbatore	CI Scrap, Mixed Size	DAP	13 Aug   17.45 IST	37,600	0	-100	-200
Ex-Hyderabad	HMS(80:20)	DAP	13 Aug   17.45 IST	30,000	0	-500	-3,800
	HMS(90:10)	DAP	13 Aug   17.45 IST	31,500	0	-500	-3,800
Ex-Bhilai	9-13 Meters, 60 KG	Ex-works	25 Jul   14.36 IST	40,800	-3,620	-350	-700

## Mill Scale (India)

Indian prices (in INR/MT)							
Ex Plant, Raipur	Fines, Fe 70/68%	EXW	10 Aug   13.54 IST	6,950	0	+ 350	+ 75
Ex-Kandla	Fines, Fe 70/68%	DAP	10 Aug   13.54 IST	6,750	-50	+ 50	-750

## Sponge Iron (Global)

Particular/Delivery	Size/Grade	Delivery	As On	Price	Change	1M	3M
Global prices (in USD/MT)							
CNF Bangladesh	FeM 80% (+/-1), 100% lumps	-	08 Aug   17.25 IST	\$378	+ 11	+ 21	-27
CNF Nepal	Mix (70% lumps, 30% fines), FeM 80% (+/-1)	-	08 Aug   17.25 IST	\$364	+ 8	+ 19	-45

## Melting Scrap (Global)

Global prices (in USD/MT)							
FOB Europe	HMS 80:20 (Bulk)	-	07 Aug   18.32 IST	\$360	+ 1	+ 2	+ 8
FOB USA	HMS 80:20	-	13 Aug   17.03 IST	\$350	0	-11.6	-6.2
	Shredded	-	13 Aug   17.03 IST	\$370	0	-11.6	-6.2
CNF Bangladesh	H2 (Bulk, Japan origin)	-	31 Jul   18.39 IST	\$404	+ 3	NA	+ 4
	HMS 80:20 (Bulk, US Origin)	-	31 Jul   18.39 IST	\$408	+ 4	NA	+ 6
	HMS 80:20 (Containers, Europe Origin)	-	13 Aug   18.24 IST	\$398	-2	-7	-7.2
	Shredded (Containers, UK Origin)	-	13 Aug   18.24 IST	\$420	-4	-5.75	-1.6
CNF China	H2	-	13 Aug   11.59 IST	\$333	-2	+ 8	-28.4
	HMS 80:20 (Bulk)	-	13 Aug   11.59 IST	\$356	0	+ 7.8	+ 4.8
	Shredded	-	13 Aug   11.59 IST	\$410	0	0	+ 3
CNF India	HMS 80:20 (Europe Origin, Containers)	-	13 Aug   18.24 IST	\$380	-1	-9	-21.4
	HMS 80:20 (West Africa Origin, Containers)	-	13 Aug   18.24 IST	\$378	-4	-10.6	-21.6
	HMS 80:20 (West Africa Origin, Containers)	-	13 Aug   18.24 IST	\$382	-2	-9.4	-21.8
	Shredded (Europe Origin, Containers)	-	13 Aug   18.24 IST	\$408	-4	-7.2	-10.4
	Shredded (US Origin, Containers)	-	13 Aug   18.24 IST	\$406	-2	-4.8	-8.2
CNF Pakistan	Shredded (Containers, Europe Origin)	-	13 Aug   18.24 IST	\$410	-10	-19.33	-7.6
CNF Taiwan	HMS 80:20 (US Origin, Containers)	-	07 Aug   11.42 IST	\$348	+ 1	+ 1	0
CNF Thailand	HMS 70:30	-	29 Jan   17.41 IST	\$352	+ 2	NA	NA
CNF Turkey	HMS 80:20 (Bulk, US Origin)	-	13 Aug   18.24 IST	\$375	-2	-15.8	-4.6

CNF Vietnam	H2, (Bulk,Japan origin)	-	12 Aug   18.47 IST	\$366	-5	+1	-9
	HMS 80:20 (Bulk, US Origin)	-	12 Aug   18.47 IST	\$375	-7	-8	-10

## Pig Iron (Global)

Particular/Delivery	Size/Grade	Delivery	As On	Price	Change	1M	3M
Global prices (in USD/MT)							
FOB Black Sea	Steel Grade	-	10 Aug   10.52 IST	\$392	-13	-23	-18
FOB Brazil	Steel Grade	-	10 Aug   10.52 IST	\$442	0	-3	-8
CNF Italy	Steel Grade	-	10 Aug   10.50 IST	\$439	-10	-19	-19

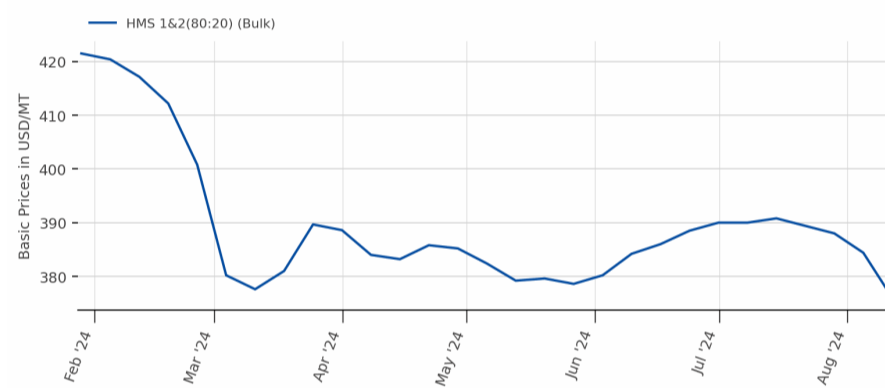
Weekly Assessment,, \*Tender Prices in export

## Ship Breaking (Global)

Global prices (in USD/MT)							
CNF Bangladesh	Containers	-	13 Aug   11.14 IST	\$520	0	-20	-40
	Tanker	-	13 Aug   11.14 IST	\$510	0	-20	-30
CNF India	Containers	-	13 Aug   11.14 IST	\$510	-20	-20	-40
	Tanker	-	13 Aug   11.14 IST	\$500	-20	-20	-30
CNF Pakistan	Containers	-	13 Aug   11.14 IST	\$530	-10	+10	0
	Tanker	-	13 Aug   11.14 IST	\$520	-10	+10	0
CNF Turkey	Containers	-	13 Aug   11.14 IST	\$365	-15	-15	-15
	Tanker	-	13 Aug   11.14 IST	\$355	-15	-15	-15

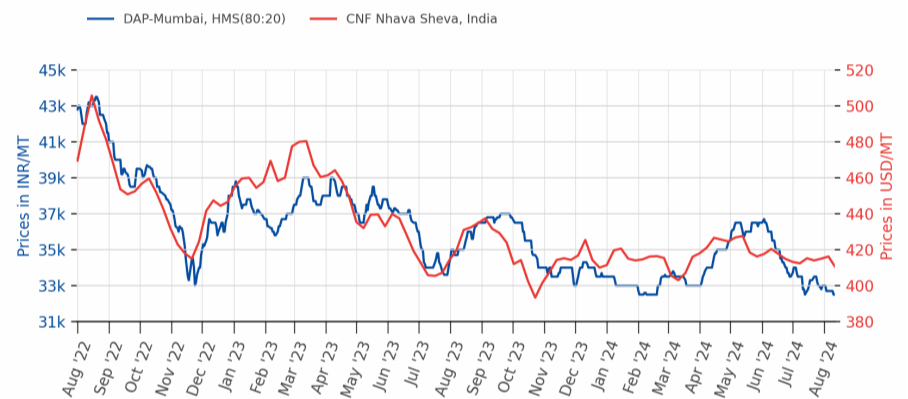
Note:- W-O-W: Week On Week, 1M: Change over last month, 3M: Change over last 3 months

Melting Scrap, CNF Turkey



Source:BigMint

Melting Scrap DAP Mumbai/CNF India



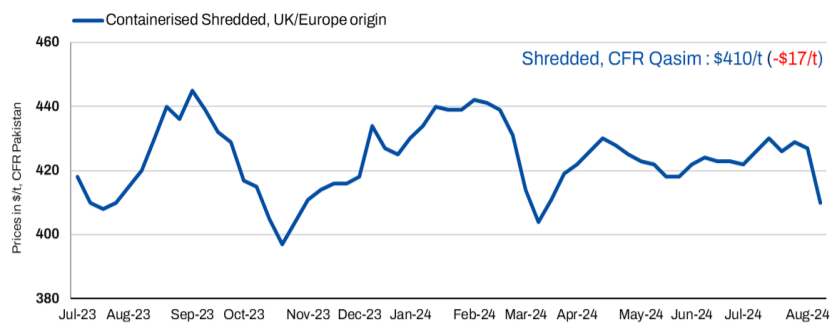
Source:BigMint



# Scrap & Metallic News



## Pakistan : Imported shredded scrap price trend



Source: BigMint

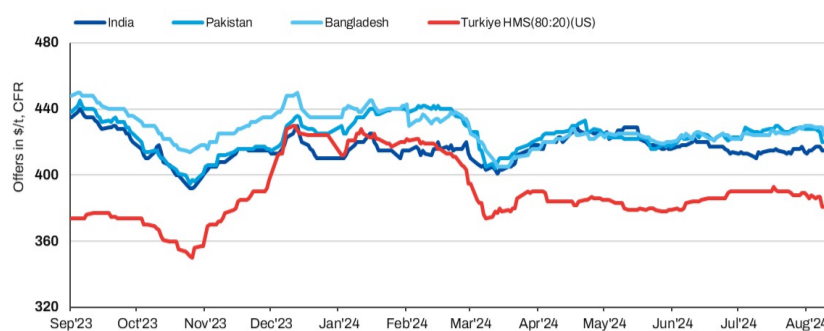
**Pakistan: Imported scrap index down \$17/t w-o-w; weak rebar sales keep market sluggish**

2024-08-13

[READ MORE](#)



## South Asia: Imported shredded scrap offers from UK/Europe



Source: BigMint

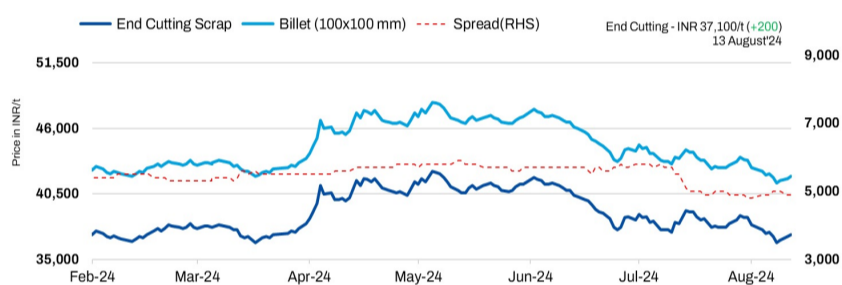
**South Asian imported ferrous scrap index witnesses a drop on lack of buying interest-13 Aug**

2024-08-13

[READ MORE](#)



## India: Melting scrap index DAP-Mandi Gobingarh (End Cutting vs Billet)



Source: BigMint

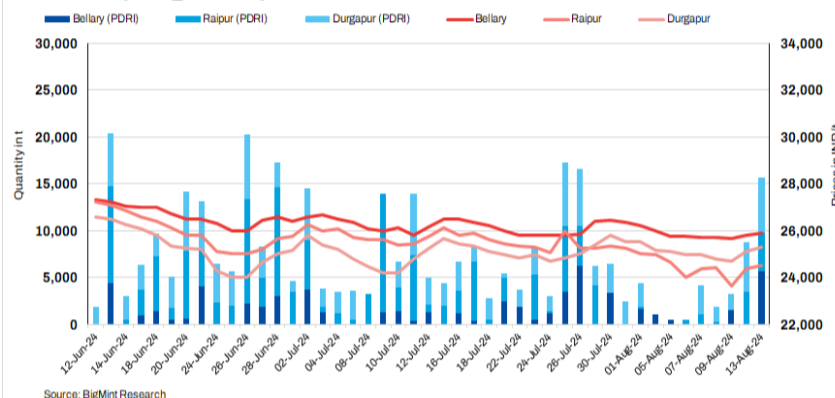
**India: BigMint's ferrous scrap index improves by INR 200/t on 13 Aug'24**

2024-08-13

[READ MORE](#)



## India Sponge iron price & trade volume



Source: BigMint Research

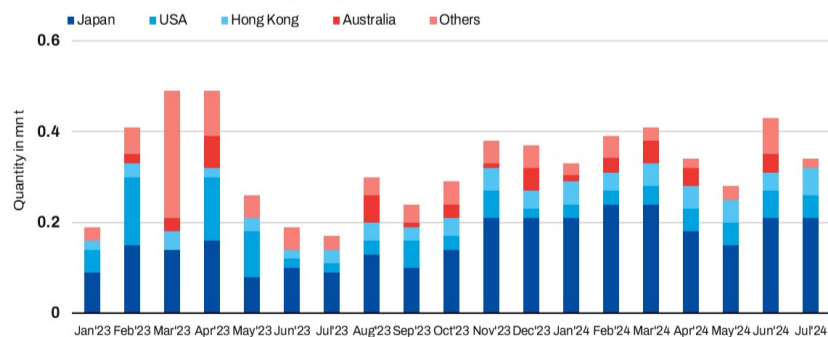
**India: Sponge iron prices rise on improved trade activity - 13 Aug**

2024-08-13

[READ MORE](#)



## Vietnam: Ferrous scrap imports



Source: BigMint

**Vietnam: Ferrous scrap imports fall by 21% m-o-m in Jul'24 amid weak steel demand**

2024-08-13

[READ MORE](#)



## China: Shagang Steel scrap purchase price trend



Source: BigMint

**China: Shagang Steel reduces scrap procurement prices by \$8/t**

2024-08-13

[READ MORE](#)



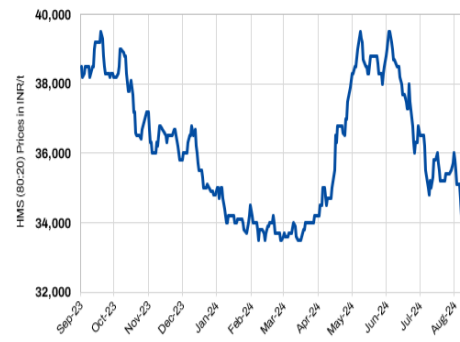


## Sims to sell its UK operations to Unimetals for \$385 million

2024-08-13

[READ MORE](#)

## Ship breaking scrap prices, exw Alang



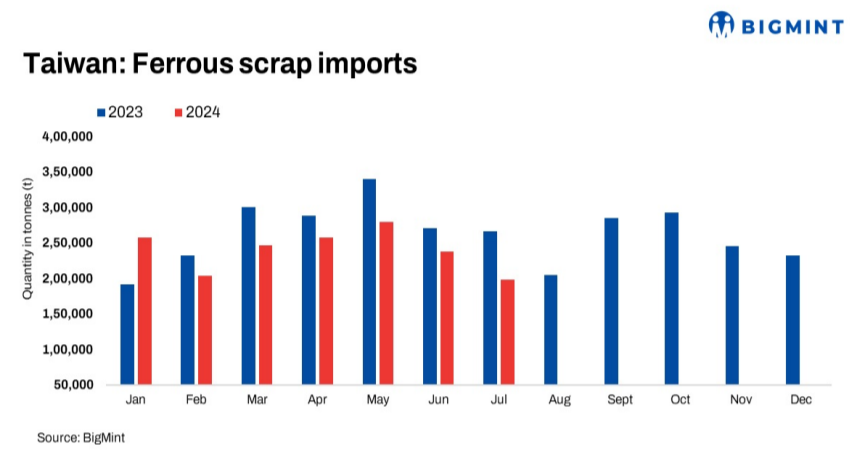
Grades	Prices	D-O-D Change	W-O-W Change
HMS(80/20)	33,400	0	-1,300
Attachment	34,400	0	-1,300
1-2 Kg	34,600	0	-1,300
2-5 Kg	38,500	0	-700
5-10 Kg	39,500	0	-700
6-8 mm (4 ANE)	38,000	0	-700
9-11 mm (6 ANE)	39,000	0	-700
12-14 mm (8 ANE)	40,500	0	-700
15-18 mm (10 ANE)	41,000	0	-700
19-22 mm (12 ANE)	41,000	0	-700
1Inch	41,000	0	-700

Prices as on 13 Aug'24, Source: Bigmint

## India: Melting scrap prices inch up by INR 100/t d-o-d in Alang

2024-08-13

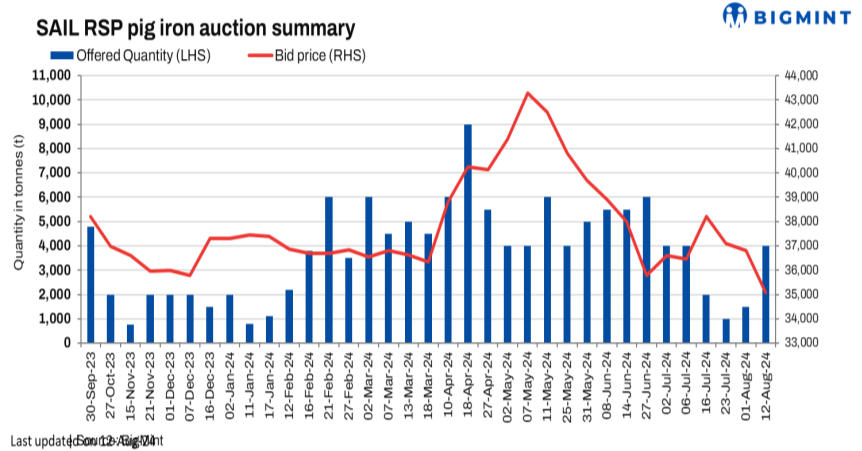
[READ MORE](#)



## Taiwan: Ferrous scrap imports drop 17% m-o-m in Jul'24

2024-08-12

[READ MORE](#)



## India: RSP's pig iron auction witnesses strong demand in recent auction

2024-08-12

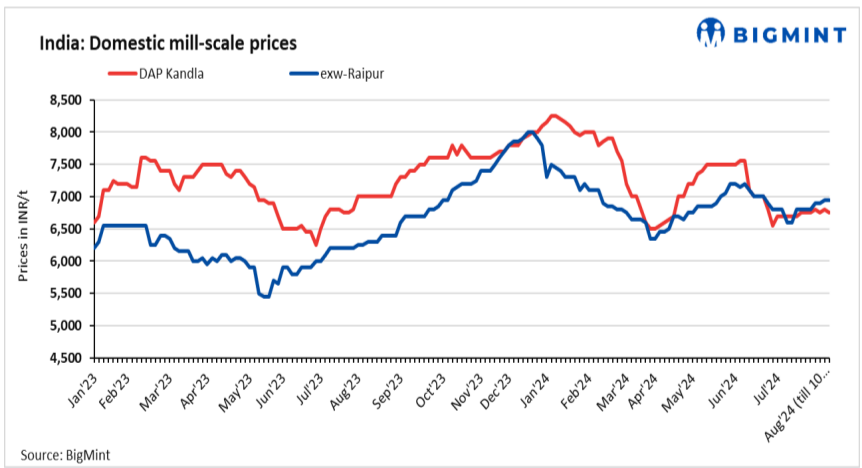
[READ MORE](#)



## India: Melting scrap prices remain stable for third consecutive day in Alang

2024-08-12

[READ MORE](#)



## India: Mill scale prices remain largely stable in key markets

2024-08-10

[READ MORE](#)

# Steel

## Ingot/Billet (India)

Region	Particular	INGOT				BILLET			
		Price	Change	W-O-W	1M	Price	Change	W-O-W	1M
Indian prices (in INR/MT) <span style="float: right;">As on 13 Aug 2024</span>									
North India	Ghaziabad	41,300	+ 500	+ 600	- 1,300	-	-	-	-
North India	Ludhiana	44,700	+ 200	+ 200	- 900	-	-	-	-
North India	Mandi Gobindgarh	42,000	+ 150	- 100	- 2,000	42,000	+ 100	- 100	- 2,000
North India	Muzaffarnagar	41,200	+ 600	+ 800	- 1,200	-	-	-	-
East India	Rourkela	37,450	+ 450	+ 250	- 1,150	37,900	+ 400	+ 100	- 1,150
Central India	Raigarh	37,800	+ 200	+ 200	- 900	38,200	+ 400	+ 300	- 850
Central India	Raipur	38,250	+ 100	+ 350	- 950	38,600	+ 200	+ 250	- 1,000
West India	Ahmedabad	40,300	+ 300	- 400	- 1,700	41,300	+ 200	- 200	- 1,500
West India	Jaipur	40,300	0	- 100	- 1,200	-	-	-	-
West India	Mumbai	40,800	+ 100	+ 300	- 800	41,100	+ 100	+ 300	- 900
East India	Durgapur	-	-	-	-	38,800	0	0	- 1,000
East India	Kolkata	-	-	-	-	39,500	0	0	- 1,000
West India	Bhavnagar	-	-	-	-	40,900	+ 300	- 100	- 1,500
West India	Goa	-	-	-	-	40,300	0	- 200	- 950
West India	Jalna	-	-	-	-	41,000	+ 500	+ 100	- 1,200
South India	Chennai	-	-	-	-	42,000	0	- 1,000	- 500
South India	HINDPUR	-	-	-	-	40,800	0	- 400	- 900
South India	Hyderabad	-	-	-	-	39,500	0	0	- 1,500
Eastern India	Ramgarh	-	-	-	-	38,800	+ 100	+ 50	- 1,050

All prices are basic, GST @ 18% extra. Ingot - 3.5"\*4.5", Commercial Grade, Billet - 100\*100

## Rebar (India)

Particular/Delivery	Size/Grade	Delivery	As On	Price	PRICE @ 18%GST	Change	1M	3M
Indian prices (in INR/MT)								
Exy-Delhi/NCR	12-32mm, BF Route, IS 1786 Fe 550D	Ex-Yard	09 Aug   17.33 IST	50,800	59,900	- 900	- 3,900	- 7,600
	12-32mm, BF Route, IS 1786 Fe 500D	Ex-Yard	09 Aug   17.33 IST	50,800	59,900	- 900	- 3,900	- 7,600
Exy-Durgapur	12-32mm BF Route, IS 1786 Fe 500D	Ex-Yard	09 Aug   17.33 IST	50,700	59,800	- 1,200	- 3,200	- 6,100
	12-32mm BF Route, IS 1786 Fe 550D	Ex-Yard	09 Aug   17.33 IST	50,700	59,800	- 1,200	- 3,200	- 6,100
Exy-Ahmedabad	12-32mm BF Route, IS 1786 Fe 500D	Ex-Yard	09 Aug   17.33 IST	50,600	59,700	- 800	- 3,900	- 7,700
	12-32mm BF Route, IS 1786 Fe 550D	Ex-Yard	09 Aug   17.33 IST	50,600	59,700	- 800	- 3,900	- 7,700
Exy-Mumbai	12-32mm, BF Route, IS 1786 Fe 500D	Ex-Yard	09 Aug   17.33 IST	50,300	59,400	- 500	- 4,000	- 8,400
	12-32mm, BF Route, IS 1786 Fe 550D	Ex-Yard	09 Aug   17.33 IST	50,300	59,400	- 500	- 4,000	- 8,400
Exy-Bangalore	12-32mm, BF Route, IS 1786 Fe 500D	Ex-Yard	09 Aug   17.33 IST	51,700	61,000	- 600	- 3,200	- 7,600
	12-32mm, BF Route, IS 1786 Fe 550D	Ex-Yard	09 Aug   17.33 IST	51,700	61,000	- 600	- 3,200	- 7,600
Exy-Chennai	12-32mm, BF Route, IS 1786 Fe 500D	Ex-Yard	09 Aug   17.33 IST	51,600	60,900	- 500	- 3,000	- 7,600
	12-32mm, BF Route, IS 1786 Fe 550D	Ex-Yard	09 Aug   17.33 IST	51,600	60,900	- 500	- 3,000	- 7,600
Exy-Hyderabad	12-32mm, BF Route, IS 1786 Fe 550D	Ex-Yard	09 Aug   17.33 IST	50,300	59,400	- 800	- 4,000	- 9,000
	12-32mm, BF Route, IS 1786 Fe 500D	Ex-Yard	09 Aug   17.33 IST	50,300	59,400	- 800	- 4,000	- 9,000
Indian prices (in INR/MT)								
Ex-Delhi/NCR	12-25mm, IF Route, Fe 500, IS 1786	Ex-Works	13 Aug   13.39 IST	45,700	53,900	+ 200	- 1,400	- 5,000
Ex-Jaipur	12-25mm IF route, Fe 500, IS 1786	Ex-Works	13 Aug   13.39 IST	44,300	52,300	+ 100	- 1,600	- 5,900
Ex-Mandi Gobindgarh	12-25mm, IF Route, Fe 500, IS 1786	Ex-Works	13 Aug   17.25 IST	46,600	55,000	+ 300	- 2,200	- 5,100
Ex-Muzaffarnagar	12-25mm, IF Route, Fe 500, IS 1786	Ex-Works	13 Aug   17.25 IST	45,000	53,100	+ 400	- 1,400	- 4,700
Ex-Durgapur	12-25mm, IF Route, Fe 500D, IS 1786	Ex-Works	13 Aug   17.25 IST	43,100	50,900	0	- 1,200	- 6,500
	12-25mm, IF Route, Fe 500, IS 1786	Ex-Works	13 Aug   17.25 IST	41,200	48,600	+ 100	- 1,000	- 6,300
Ex-Rourkela	12-25mm, IF Route, Fe 500D, IS 1786	Ex-Works	13 Aug   13.39 IST	48,600	57,300	0	+ 300	- 3,700
	12-25mm, IF Route, Fe 500, IS 1786	Ex-Works	13 Aug   13.39 IST	41,200	48,600	0	- 1,300	- 6,500
Ex-Raigarh	12-25mm, IF Route, Fe 500, IS 1786	Ex-Works	13 Aug   13.41 IST	40,600	47,900	+ 100	- 1,400	- 6,600
Ex-Raipur	12-25mm, IF Route, Fe 500, IS 1786	Ex-Works	13 Aug   17.25 IST	41,100	48,500	- 100	- 1,600	- 6,600
	12-25mm, IF Route, Fe 500D, IS 1786	Ex-Works	13 Aug   13.39 IST	44,300	52,300	0	- 1,700	- 6,400
Ex-Ahmedabad	12-25mm, IF Route, Fe 500, IS 1786	FOR	13 Aug   13.39 IST	45,600	53,800	0	- 1,600	- 5,400

Ex-Goa	12-25mm, IF Route, Fe 500, IS 1786	Ex-Works	13 Aug   13.39 IST	46,500	54,900	0	-1,300	-5,700
Ex-Jalna	12-25mm, IF Route, Fe 500, IS 1786	Ex-Works	13 Aug   13.39 IST	44,600	52,600	+100	-2,300	-7,600
Ex-Mumbai	12-25mm, IF Route, Fe 500, IS 1786	Ex-Works	13 Aug   13.39 IST	45,100	53,200	+100	-1,700	-8,100
Ex-Bangalore	12-25mm, IF Route, Fe 550D, IS 1786	Ex-Works	13 Aug   13.39 IST	50,000	59,000	0	-500	-4,600
	12-25mm, IF Route, Fe 550, IS 1786	Ex-Works	13 Aug   13.39 IST	46,200	54,500	0	-700	-6,100
Ex-Chennai	12-25mm, IF Route, Fe 500, IS 1786	Ex-Works	13 Aug   13.39 IST	47,000	55,500	0	-800	-5,300
Ex-Hyderabad	12-25mm, IF Route, Fe 500, IS 1786	Ex-Works	13 Aug   13.39 IST	43,500	51,300	0	-1,500	-6,500
Ex-Patna	12-25mm IF route, Fe 500, IS 1786	Ex-Works	13 Aug   13.39 IST	42,700	50,400	0	-1,600	-6,800

## Structure (Medium & Small Scale Producers) (India)

Region/Zone	Particular	40 ANGLE	Change	1M	75 CHANNEL	Change	1M	200 BEAM	Change	1M
Indian prices (in INR/MT)										
North India	Ghaziabad	-	-	-	-	-	-	49,200	+100	-1,400
East India	Durgapur	44,000	0	-1,700	44,000	0	-1,700	44,750	0	-1,600
Central India	Raipur	-	-	-	44,500	+200	-700	-	-	-
West India	Ahmedabad	46,200	+300	-1,500	46,200	+300	-1,500	-	-	-
West India	Mumbai	48,400	0	-1,100	49,200	0	-1,100	-	-	-
South India	Hyderabad	47,000	0	-1,200	46,600	0	-1,200	-	-	-

Indian Structure price assessment frequency has been increased from weekly to daily basis, All prices are basic, Commercial Grade, Basic Price GST @ 18% extra

## Wire Rod (India)

Particular	Size/Grade	Raipur	Change	W-O-W	Durgapur	Change	W-O-W
Indian prices (in INR/MT)							
SWRY 14 LC Gr 3, Induction route	5.5 mm	42,500	+200	+100	42,200	+100	0
HB Wire, Induction route	12 Gauge	45,200	+200	+100	44,700	+100	0
GI Wire, Induction route	12 Gauge	49,400	-100	-700	52,300	+100	0
Binding Wire, Induction route	20 Gauge	51,300	0	-100	51,200	+100	0
Barbed Wire, Induction route	12*12 Gauge	51,400	-100	-700	55,200	+100	0

Daily Assessment, Commercial Grade, Basic Price GST @ 18% extra

## HRC (India)

Particular/Delivery	Size/Grade	Delivery	As On	Price	Change	1M	3M
Indian prices (in INR/MT)							
Delhi	2.5-8mm / CTL, IS2062, Gr E250 Br.	Ex-stockyard	13 Aug   18.06 IST	50,500	-400	-1,800	-4,100
	1.8mm / CTL, IS2062, Gr E250 Br.	Ex-stockyard	13 Aug   18.06 IST	51,900	-400	-1,850	-3,700
Faridabad	2.5-8mm / CTL, IS2062, Gr E250 Br.	Ex-stockyard	13 Aug   18.06 IST	50,400	-400	-1,850	-3,700
	2.5-8mm / CTL, IS2062, Gr E350 Br.	Ex-stockyard	13 Aug   18.06 IST	53,500	-300	-1,750	-3,575
Ludhiana	2.5-8mm / CTL, IS2062, Gr E250 Br.	Ex-stockyard	13 Aug   18.06 IST	51,000	0	-2,300	-3,350
Kolkata	2.5-8mm / CTL, IS2062, Gr E250 Br.	Ex-stockyard	13 Aug   18.06 IST	49,000	-800	-2,300	-4,175
Ahmedabad	2.5-8mm / CTL, IS2062, Gr E250 Br.	Ex-stockyard	13 Aug   18.06 IST	51,500	-400	-1,800	-3,700
	2.5-8mm / CTL, IS2062, Gr E350 Br.	Ex-stockyard	13 Aug   18.06 IST	53,400	-600	-1,750	-3,800
Mumbai	2.5-8mm / CTL, IS2062, Gr E250 Br.	Ex-stockyard	13 Aug   18.06 IST	50,400	-600	-1,700	-3,800
	1.8mm / CTL, IS2062, Gr E250 Br.	Ex-stockyard	13 Aug   18.06 IST	51,900	-600	-1,650	-3,700
Bangalore	2.5-8mm / CTL, IS2062, Gr E250 Br.	Ex-stockyard	13 Aug   18.06 IST	52,600	-1,400	-2,200	-3,900
Chennai	2.5-8mm / CTL, IS2062, Gr E250 Br.	Ex-stockyard	13 Aug   18.06 IST	50,300	-200	-4,450	-5,850
	1.8mm / CTL, IS2062, Gr E250 Br.	Ex-stockyard	13 Aug   18.06 IST	51,800	-200	-4,450	-5,850
Hyderabad	2.5-8mm / CTL, IS2062, Gr E250 Br.	Ex-stockyard	13 Aug   18.06 IST	51,000	-200	-1,500	-2,250

Weekly Assessment, Commercial Grade, \*Basic Price GST @ 18% extra.,

## CRC (India)

Particular/Delivery	Size/Grade	Delivery	As On	Price	Change	1M	3M
Indian prices (in INR/MT)							
Delhi	0.90mm / CTL, IS 513, CR1	Ex-stockyard	13 Aug   18.14 IST	57,800	-600	-3,000	-3,100
Faridabad	0.90mm / CTL, IS 513, CR1	Ex-stockyard	13 Aug   18.14 IST	58,400	-200	-1,350	-2,010
	0.5mm / CTL, IS 513, CR1	Ex-stockyard	13 Aug   18.14 IST	59,900	-200	-1,350	-2,000
Ludhiana	0.90mm / CTL, IS 513, CR1	Ex-stockyard	13 Aug   18.14 IST	58,000	-1,000	-1,800	-2,250
Kolkata	0.90mm / CTL, IS 513, CR1	Ex-stockyard	13 Aug   18.14 IST	56,300	+300	-1,200	-2,200
Ahmedabad	0.90mm / CTL, IS 513, CR1	Ex-stockyard	13 Aug   18.14 IST	58,300	-200	-1,650	-3,150



Mumbai	0.5mm / CTL, IS 513, CR1	Ex-stockyard	13 Aug   18.14 IST	58,800	-900	-2,450	-3,550
	0.90mm / CTL, IS 513, CR1	Ex-stockyard	13 Aug   18.14 IST	57,500	-700	-2,250	-3,350
Bangalore	0.9mm / CTL, IS 513, CR1	Ex-stockyard	13 Aug   18.14 IST	60,500	-1,000	-2,500	-3,075
Chennai	0.90mm / CTL, IS 513, CR1	Ex-stockyard	13 Aug   18.14 IST	61,500	-500	-1,700	-1,800
	0.5mm / CTL, IS 513, CR1	Ex-stockyard	13 Aug   18.14 IST	63,000	-500	-1,700	-1,800
Hyderabad	0.90mm / CTL, IS 513, CR1	Ex-stockyard	13 Aug   18.14 IST	59,600	-300	-1,750	-3,150

Weekly Assessment, Commercial Grade, \*Basic Price GST @ 18% extra.,

## HR Plate (India)

Particular/Delivery	Size/Grade	Delivery	As On	Price	Change	1M	3M
Indian prices (in INR/MT)							
Delhi	60-100mm, Gr E350 Br.	Ex-stockyard	07 Aug   18.07 IST	63,200	0	-1,800	-3,100
	5-10mm, Gr E350 Br.	Ex-stockyard	07 Aug   18.07 IST	54,800	0	-2,700	-3,200
	20-40mm, Gr E350 Br.	Ex-stockyard	07 Aug   18.07 IST	59,800	0	-1,600	-2,100
	60-100mm, Gr E250 Br.	Ex-stockyard	07 Aug   18.07 IST	59,700	0	-1,800	-3,100
	5-10mm, Gr E250 Br.	Ex-stockyard	07 Aug   18.07 IST	51,300	0	-2,700	-3,200
	20-40mm, Gr E250 Br.	Ex-stockyard	07 Aug   18.07 IST	56,300	0	-1,600	-2,300
Mumbai	60-100mm, Gr E350 Br.	Ex-stockyard	07 Aug   18.07 IST	63,000	-400	-1,200	-2,400
	5-10mm, Gr E350 Br.	Ex-stockyard	07 Aug   18.07 IST	55,200	-100	-2,600	-2,800
	20-40mm, Gr E350 Br.	Ex-stockyard	07 Aug   18.07 IST	59,000	-300	-1,300	-2,000
	60-100mm, Gr E250 Br.	Ex-stockyard	07 Aug   18.07 IST	59,600	-400	-1,300	-2,000
	5-10mm, Gr E250 Br.	Ex-stockyard	07 Aug   18.07 IST	51,500	-100	-2,800	-3,000
	20-40mm, Gr E250 Br.	Ex-stockyard	07 Aug   18.07 IST	55,700	-300	-1,200	-1,800

Weekly Assessment, Commercial Grade, Basic Price GST @ 18% extra

## GP (India)

Indian prices (in INR/MT)							
Delhi	0.7mm / CTL, 120 GSM, IS277	Ex-stockyard	08 Aug   18.46 IST	62,100	-700	-2,500	-3,900
	0.6mm / CTL, 120 GSM, IS277	Ex-stockyard	08 Aug   18.46 IST	63,500	-800	-2,400	-4,000
Mumbai	0.8mm / CTL, 120 GSM, IS277	Ex-stockyard	08 Aug   18.46 IST	62,400	0	-1,100	-2,500
	0.6mm / CTL, 120 GSM, IS277	Ex-stockyard	08 Aug   18.46 IST	63,900	0	-1,100	-2,500
Chennai	0.8-1.6mm / CTL, 120gsm, IS277	Ex-stockyard	08 Aug   18.46 IST	64,800	-700	-3,700	-6,000
	0.6mm / CTL, 120 GSM, IS277	Ex-stockyard	08 Aug   18.46 IST	66,300	-700	-3,700	-6,000
Hyderabad	0.8mm / CTL, 120 GSM, IS277	Ex-stockyard	08 Aug   18.22 IST	66,500	0	-800	-2,000
	0.6mm / CTL, 120 GSM, IS277	Ex-stockyard	08 Aug   18.22 IST	68,000	0	-800	-2,000

## PPGI (India)

Particular/Delivery	Size/Grade	Delivery	As On	Price	Change	1M	3M
Indian prices (in INR/MT)							
Delhi	0.5mm / CTL, 90 GSM, IS14246	Ex-stockyard	08 Aug   18.14 IST	72,300	0	-1,600	-2,800
Mumbai	0.5mm / CTL, 90 GSM, IS14246	Ex-stockyard	08 Aug   18.14 IST	70,000	-300	-2,900	-4,100

## MS Pipes (India)

Indian prices (in INR/MT)							
Ex-Raipur	41-60 OD (Patra Based)	Ex-works	13 Aug   16.21 IST	41,900	+100	-1,800	-6,100
Ex-Mandi Gobindgarh	41-60 OD (Patra Based)	Ex-works	13 Aug   16.21 IST	45,000	+400	-2,700	-4,000
Exy-Delhi	2.2-6mm, IS 1239,IS 1161 (HR Coil Based)	Ex-Yard	07 Aug   17.31 IST	56,000	-1,500	-4,000	-6,000
Exy-Raipur	2.2-6mm, IS 1239,IS 1161 (HR Coil Based)	Ex-Yard	07 Aug   17.31 IST	55,000	-2,000	-3,500	-5,500
Exy-Mumbai	2.2-6mm, IS 1239,IS 1161 (HR Coil Based)	Ex-Yard	07 Aug   17.31 IST	55,000	-1,500	-4,000	-6,000
Exy-Pune	2.2-6mm, IS 1239,IS 1161 (HR Coil Based)	Ex-Yard	07 Aug   17.31 IST	55,000	-1,500	-4,000	-6,000
Exy-Bangalore	2.2-6mm, IS 1239,IS 1161 (HR Coil Based)	Ex-Yard	07 Aug   17.31 IST	55,500	-1,500	-3,500	-4,500
Exy-Hyderabad	2.2-6mm, IS 1239,IS 1161 (HR Coil Based)	Ex-Yard	07 Aug   17.31 IST	55,500	-1,500	-3,500	-5,500

## Billet (Global)

Particular/Delivery	Size/Grade	Delivery	As On	Price	Change	1M	3M
Global prices (in USD/MT)							
FOB India	150*150, 3SP/4SP	-	13 Aug   18.34 IST	\$490	0	NA	NA
FOB Iran	130*130, 3SP	-	13 Aug   18.34 IST	\$470	0	-8	-8
FOB Russia	130*130, 3SP	-	13 Aug   18.34 IST	\$480	-5	-20	-20
CNF Nepal	100*100, IS 2831 (IF Grade)	-	13 Aug   18.32 IST	\$487	+3	-8.5	-65
CNF Philippines	150*150, 3SP	-	13 Aug   18.32 IST	\$480	0	-14	-45
CNF Turkey	120*120	-	13 Aug   18.32 IST	\$495	-5	-20	-25

Weekly Assessment

## Rebar (Global)

Particular/Delivery	Size/Grade	Delivery	As On	Price	Change	1M	3M
Global prices (in USD/MT)							
FOB Turkey	12-32mm, Commercial	-	09 Aug   13.11 IST	\$578	0	-2	-7

## Wire Rod (Global)

Particular/Delivery	Size/Grade	Delivery	As On	Price	Change	1M	3M
Global prices (in USD/MT)							
CNF Nepal	5.5-6.0mm, Commercial Grade	-	10 Aug   13.24 IST	\$530	-5	-8	-65
	6-8 mm, ASTM A510 SAE 1008	-	10 Aug   13.24 IST	\$585	+10	-5	-35

## HRC (Global)

Particular/Delivery	Size/Grade	Delivery	As On	Price	Change	1M	3M
Global prices (in USD/MT)							
CNF Bangladesh	2mm, SAE 1006 (China origin)	-	13 Aug   18.51 IST	\$530	-10	-25	-55
CNF Dubai	2mm, SAE1006 (India origin), SAE1006	-	23 Apr   18.30 IST	\$595	0	NA	NA
CNF Europe	3-4mm, S235JR	-	13 Aug   18.51 IST	\$535	-15	-30	-60
	3mm+, S275	-	30 Jul   18.27 IST	\$650	0	0	NA
CNF India	2-12 mm, SS400 (China Origin)	-	13 Aug   18.51 IST	\$520	-15	-25	-50
	3mm, SS400 (South Korea Origin)	-	16 Jul   18.40 IST	\$570	-30	0	NA
CNF Nepal	2mm, SAE1006 (India origin), SAE1006	-	13 Aug   18.51 IST	\$580	0	-40	-40
CNF Pakistan	2mm, SS400 (China origin), SS400	-	13 Aug   18.51 IST	\$505	-13	-31	-52
	2mm, SS400 (Japan origin), SS400	-	28 May   18.42 IST	\$585	0	NA	NA
CNF UAE	2mm, SAE1006 (China Origin)	-	13 Aug   18.51 IST	\$527	-13	-25	-56
CNF Vietnam	2 mm, SAE 1006 (Formosa, skin pass)	-	10 Jul   13.11 IST	\$575	0	NA	NA
	2-20mm, SAE 1006 (India Origin)	-	09 Apr   18.25 IST	\$567	0	NA	NA
	2-3mm, SAE 1006 (China Origin)	-	06 Aug   18.29 IST	\$510	-10	-15	-55
	Thickness - 2-6 mm, Width - 1.1-1.3m	-	01 Aug   17.51 IST	\$530	-25	NA	NA
FOB Black Sea	3mm, SAE1006	-	13 Aug   18.46 IST	\$515	-15	-30	-47
FOB China	3-12mm, SS400	-	13 Aug   18.46 IST	\$480	-15	-30	-60
FOB India	2.5 mm, SAE1006	-	23 Apr   18.30 IST	\$560	0	NA	NA
FOB Japan	2mm, SS400	-	13 Aug   18.46 IST	\$530	-10	-10	-35
FOB South Korea	1.6-2.5mm, SAE 1006	-	13 Aug   18.46 IST	\$520	-30	-30	NA

## CRC (Global)

Particular/Delivery	Size/Grade	Delivery	As On	Price	Change	1M	3M
Global prices (in USD/MT)							
FOB China	0.90mm, SPCC	-	07 Aug   19.08 IST	\$555	-5	-15	-60
FOB India	0.9 mm, IS 513 Gr.O	-	07 Aug   19.08 IST	\$675	0	-5	-25
FOB Russia	0.90mm, SPCC	-	07 Aug   19.08 IST	\$620	-15	-17	-35

## HR Plate (Global)

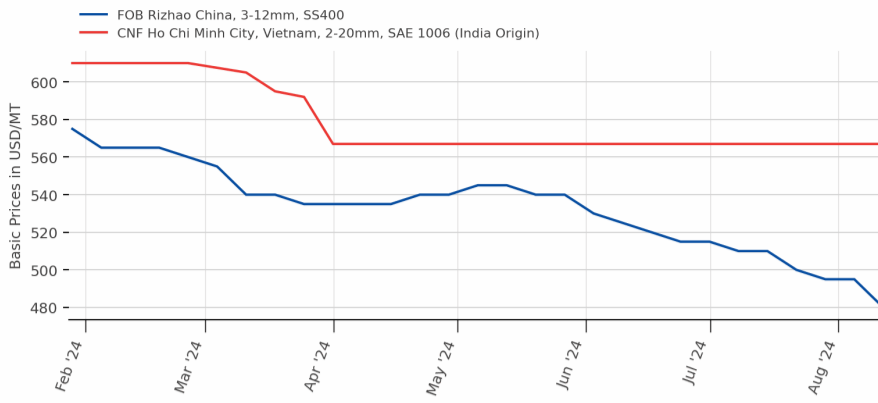
Particular/Delivery	Size/Grade	Delivery	As On	Price	Change	1M	3M
Global prices (in USD/MT)							
FOB China	5-10mm, SS 400	-	07 Aug   19.07 IST	\$525	0	-10	-30

## GP (Global)

Particular/Delivery	Size/Grade	Delivery	As On	Price	Change	1M	3M
Global prices (in USD/MT)							
FOB China	DX51D+z80, Width 1,000-1,500 mm, thickness 0.5-2mm	-	08 Aug   18.09 IST	\$615	0	-15	-45
FOB India	Width 900-1250mm, thickness 0.50mm, DX51D+z80, BS EN 10142:2000	-	08 Aug   18.09 IST	\$745	-5	-35	-35

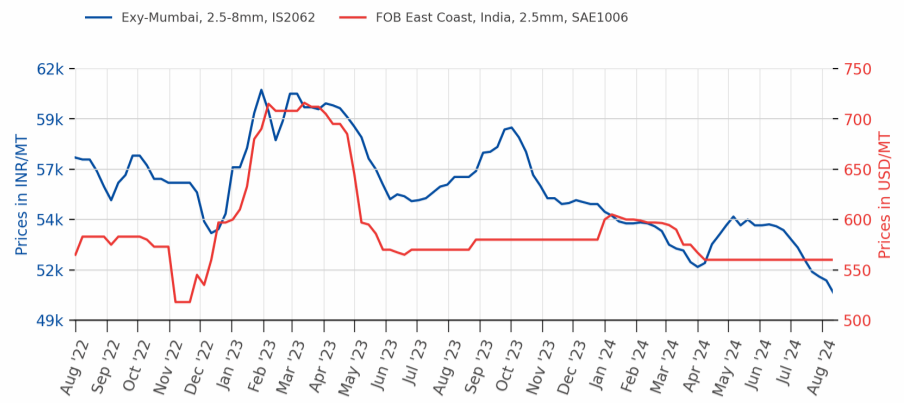
Note: - W-O-W: Week On Week, 1M: Change over last month, 3M: Change over last 3 months

HRC



Source:BigMint

Prices of HRC Exy Mumbai/FOB India



Source:BigMint



### Global Hot-Rolled Coil Export Offers Trend (in Jan'23-Jul'24)

Indian Mills put HRC export offers on hold | July prices updated till 22 Jul'24 | Source: BigMint

## Indian HRC export offers on hold amid anti-dumping concerns in global market

2024-08-13

[READ MORE](#)

### Imported HRC (SAE1006) offers to UAE from India and China

As assessed on 30 Jul'24 | Source: BigMint

## Middle East: Imported HRC offers fall w-o-w on slow summer demand

2024-08-13

[READ MORE](#)

### Indian DRI, billet and rebar prices, Exw Raipur

Source: BigMint

## Indian DRI, billet and re-bar update - 13'Aug

2024-08-13

[READ MORE](#)

### India: Billet index (daily), exw Raipur

Source: BigMint, Note: Billet trade volumes (provisional) recorded by BigMint

INR 38,600/t (+200), Trade volume: 1,480 t 13th Aug'24, 18:00 hrs

## India: BigMint's billet index rises by INR 200/t d-o-d - 13 Aug

2024-08-13

[READ MORE](#)

## India: Brandwise rebar offers

### India's Brand-wise Rebar Offers from BF and IF route mills -13 Aug

2024-08-13

[READ MORE](#)

### Near-term outlook on China's key steel products

## Near-term outlook on China's steel products

2024-08-13

[READ MORE](#)

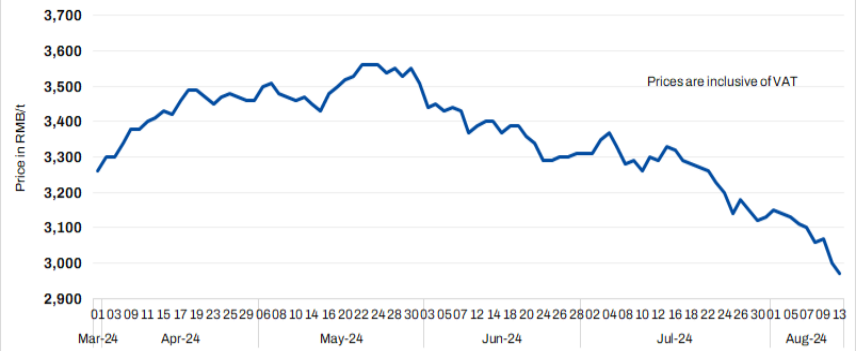
## India: Daily Trade Sheet for steel & related commodities

BigMint's Daily Trade Sheet - 12 Aug'24

2024-08-13

[READ MORE](#)

### China Domestic Billet Price



Source: Bigmint

China: Steel billet prices fall by RMB 30/t (\$4/t) d-o-d

2024-08-13

[READ MORE](#)



SURYA ROSHNI LIMITED



India: Surya Roshni reports marginal increase in revenue for Q1FY'25

2024-08-13

[READ MORE](#)



India: Usha Martin's sales volumes rise 8% y-o-y in Q1FY'25

2024-08-12

[READ MORE](#)

### China Domestic Billet Price



Source: Bigmint

China: Steel billet prices drop sharply by RMB 70/t (\$10/t)

2024-08-12

[READ MORE](#)



India: MAN Ind consolidated revenue up over 50% y-o-y in Q1FY'25

2024-08-12

[READ MORE](#)

## Ferro Alloy

### Manganese Ore (India)

Particular/Delivery	Size/Grade	Delivery	As On	Price	Change	1M	3M
Indian prices (in INR/MT)							
MOIL	6-80 mm, Lumps, Mn 46%	Ex-Mines	01 Aug   13.27 IST	28,175	-3,131	-3,131	NA
	Lumps, Lumps, Mn 44%, Fe 7%	Ex-Mines	01 Aug   13.27 IST	26,951	-2,995	-2,995	NA
	Lumps, Mn 37%, Fe 7.5%	Ex-Mines	01 Aug   13.27 IST	15,146	-5,601	-5,601	NA
	6-80 mm, Lumps, Mn 30%	Ex-Mines	01 Aug   13.27 IST	7,437	-2,751	-2,751	NA

Weekly Assessment, Prices Ex-Mines Basis Including Royalty

### Chrome Ore (India)

Particular/Delivery	Size/Grade	Delivery	As On	Price	Change	1M	3M
Indian prices (in INR/MT)							
Ex-Jajpur (OMC-eAuction)	Friable 54%+	Ex-Mines	20 Jul   12.17 IST	38,287	+200	+200	NA
	Friable 52-54%	Ex-Mines	20 Jul   12.17 IST	32,184	-996	-996	NA
	Friable 50-52%	Ex-Mines	20 Jun   19.26 IST	24,773	-853	0	NA
	Lumps, Friable 48-50%	Ex-Mines	20 Jul   12.17 IST	24,145	-641	-641	NA

OMC E-Auction Prices Including Royalty

### Silico Manganese (India)

Particular/Delivery	Size/Grade	Delivery	As On	Price	Change	1M	3M
Indian prices (in INR/MT)							
Ex-Durgapur	10-150 mm, LC (Mn 55% min.)	Ex-Works	08 Aug   10.26 IST	84,000	+1,000	-2,300	-25,500
	10-150 mm, MC (Mn 53% min.)	Ex-Works	08 Aug   10.26 IST	79,000	+1,300	-2,600	-23,000
	10-50 MM, HC 60-14	Ex-Works	13 Aug   18.40 IST	69,200	0	-80	-14,720
	25-150 mm, HC 60-14	Ex-Works	13 Aug   18.40 IST	68,700	0	-80	-14,720
Ex-Raipur	25-150 mm, HC 60-14	Ex-Works	13 Aug   18.40 IST	69,300	0	-340	-16,720
Ex-Vizag	25-150 mm, HC 60-14	Ex-Works	13 Aug   18.40 IST	68,700	0	-420	-16,280

Weekly Assessment; All Prices are basic; GST @ 18% extra

### Ferro Manganese (India)

Particular/Delivery	Size/Grade	Delivery	As On	Price	Change	1M	3M
Indian prices (in INR/MT)							
Ex-Durgapur	10-150 mm, MC (Mn 70% min)	Ex-Works	08 Aug   10.27 IST	105,500	-3,250	-5,100	-14,500
	25-150 mm, HC 70%	Ex-Works	13 Aug   18.45 IST	75,400	0	-2,360	-15,200
Ex-Raipur	25-150 mm, HC 70%	Ex-Works	13 Aug   18.45 IST	75,600	0	-2,420	-13,880

Weekly Assessment; All Prices are basic; GST @ 18% extra

### Ferro Chrome (India)

Particular/Delivery	Size/Grade	Delivery	As On	Price	Change	1M	3M
Indian prices (in INR/MT)							
Ex-Durgapur	10-60 mm, LC 60%	Ex-Works	08 Aug   10.31 IST	219,000	0	-5,500	-16,000
Ex-Jajpur	10-150mm, HC 60%, Si - 2%	Ex-Works	08 Aug   10.31 IST	111,000	0	-3,200	-3,300
	10-150mm, HC 60%, Si- 4%	Ex-Works	14 Aug   10.21 IST	103,100	-300	-5,600	-3,300

Weekly Assessment; All Prices are basic; GST @ 18% extra

### Ferro Silicon (India)

Particular/Delivery	Size/Grade	Delivery	As On	Price	Change	1M	3M
Indian prices (in INR/MT)							
Ex-Guwahati	25-150 mm, FeSi 70%	Ex-Works	12 Aug   18.39 IST	88,400	-400	-3,850	-11,150
Ex-Bhutan	25-150 mm, FeSi 70%	Ex-Works	12 Aug   18.39 IST	89,800	0	-3,400	-8,500

Weekly Assessment; All Prices are basic; GST @ 18% extra

### Manganese Ore (Global)

Particular/Delivery	Size/Grade	Delivery	As On	Price	Change	1M	3M
Global prices (in USD/MT)							
CNF China	Lumps, Mn 37% (USD/dmtu)	-	10 Aug   10.47 IST	\$4.15 /dmtu	-0.18	-1.05	-2.1
	Lumps, Mn 44% (USD/dmtu)	-	10 Aug   10.47 IST	\$8.95 /dmtu	-0.05	+0.1	+2.02



<b>CNF India</b>	Lumps, Mn 37%, (South African origin) (USD/dmtu)	-	10 Aug   10.47 IST	\$4.3/dmtu	-0.15	-1	-2.1
	Lumps, Mn 44% (USD/dmtu)	-	10 Aug   10.47 IST	\$9.1/dmtu	0	+0.1	+2.05
	Lumps, Mn 46%, (USD/dmtu)	-	10 Aug   10.47 IST	\$9.7/dmtu	0	+0.1	+2.15

Weekly Assessment

## Chrome Ore (Global)

Global prices (in USD/MT)							
<b>CNF China</b>	Conc 40-42%, S. Africa	-	13 Aug   17.33 IST	\$310	0	-10	0
	Conc 46-48%, Turkish	-	13 Aug   17.33 IST	\$425	0	-10	+15

Weekly Assessment

## Silico Manganese (Global)

Global prices (in USD/MT)							
<b>FOB India</b>	25-150 mm, HC 60-14	-	13 Aug   18.39 IST	\$828	0	-29.4	-275.6
	25-150 mm, HC 65-16	-	13 Aug   18.39 IST	\$963	0	-33	-244

Weekly Assessment

## Ferro Manganese (Global)

Global prices (in USD/MT)							
<b>FOB India</b>	25-150 mm, HC 70%	-	13 Aug   18.42 IST	\$929	0	-31	-180.6
	25-150 mm, HC 75%	-	13 Aug   18.42 IST	\$1,004	+4	-21.4	-199.4

Weekly Assessment

## Ferro Chrome (Global)

Global prices (in USD/MT)							
<b>CNF China</b>	10-150mm, HC 60% (cents/lb)	-	14 Aug   10.22 IST	¢95.5 /lb	0	-3	-4
<b>CNF Japan</b>	10-50mm, HC 60% (cents/lb)	-	14 Aug   10.22 IST	¢100 /lb	0	-3	-8
<b>CNF South Korea</b>	10-50mm, HC 60% (cents/lb)	-	14 Aug   10.22 IST	¢99 /lb	0	-3	-3

Weekly Assessment

## Ferro Silicon (Global)

Global prices (in USD/MT)							
<b>FOB China</b>	10-50 mm, FeSi 75%	-	12 Aug   18.40 IST	\$1,315	+20	-5	+65
<b>FOB India</b>	10-50 mm, FeSi 70%	-	12 Aug   18.40 IST	\$1,130	0	-85	-160

Weekly Assessment

### India: Silico manganese export prices

Source: BigMint

**India: Silico manganese export market under pressure amid delayed inquiries, global disruptions**

2024-08-13

[READ MORE](#)

### Ferro silicon trades vs index

Source: BigMint | Note: Trade volumes recorded by BigMint

**India: Ferro silicon prices trend down on buyers' resistance to higher offers**

2024-08-13

[READ MORE](#)

## Non Ferrous

### Aluminium (India)

Particular/Delivery	Size/Grade	Delivery	As On	Price	Change	1M	3M
Indian prices (in INR/MT)							
<b>Aluminium Ingot P1020, Exy-Delhi</b>	Ingot EC Grade 99.70%	Ex-Yard	12 Aug   16.43 IST	224,000	+ 3,000	- 18,500	- 31,000
<b>Aluminium Ingot ADC12, Exw-Delhi NCR</b>	Automobile OEM Approved	Exw-Delhi NCR	07 Aug   17.22 IST	219,000	- 2,000	- 2,000	+ 500
	Non-OEM	Ex-Works	07 Aug   17.22 IST	209,000	0	- 4,000	- 3,000
<b>Aluminium Extrusion Scrap, Exy-Delhi</b>	6063 & 6061 (Mix)	Ex-Yard	13 Aug   17.19 IST	190,000	0	- 3,000	- 4,000
<b>Aluminium Utensil Scrap, Exy-Delhi</b>	Loose	Ex-Yard	13 Aug   17.19 IST	180,000	0	- 4,000	- 11,000
<b>Aluminium Taint Tabor Scrap, Exy-Delhi</b>	Loose	Ex-Yard	13 Aug   17.19 IST	178,500	0	- 4,500	- 10,500
<b>Aluminium Tense Scrap, Exy-Delhi</b>	Solid (Loose)	Ex-Yard	13 Aug   17.19 IST	174,000	0	- 6,000	- 13,000
<b>Aluminium Ingot P1020, Exy-Mumbai</b>	Ingot EC Grade 99.70%	Ex-Yard	13 Aug   17.19 IST	219,000	- 1,000	- 13,000	- 30,000
<b>Aluminium Extrusion Scrap, Exy-Mumbai</b>	6063 (Loose)	Ex-Yard	13 Aug   17.19 IST	198,000	+ 2,000	- 4,000	- 2,000
<b>Aluminium Utensil Scrap, Exy-Mumbai</b>	Utensil (Loose)	DAP	13 Aug   17.19 IST	188,000	+ 2,000	+ 1,000	+ 3,000
<b>Aluminium Ingot ADC12, Exw-Chennai</b>	Automobile OEM Approved	Exw-Chennai	07 Aug   17.22 IST	218,000	- 1,000	NA	NA
	Non-OEM	Ex-Works	07 Aug   17.22 IST	211,000	0	- 4,500	NA
<b>Aluminium Tense Scrap, Exy-Chennai</b>	Solid (Loose)	Ex-Yard	13 Aug   17.19 IST	175,000	0	- 6,000	NA

### Aluminium (Global)

Particular/Delivery	Size/Grade	Delivery	As On	Price	Change	1M	3M
Global prices (in USD/MT)							
<b>Aluminium Extrusion Scrap, CFR Nhava Sheva, Middle East</b>	6063 (Briquetted)	-	13 Aug   17.31 IST	\$2,270	+ 20	- 190	- 270
<b>Aluminium Taint Tabor Scrap, CFR Nhava Sheva, Middle East</b>	Briquetted, Clean	-	13 Aug   17.31 IST	\$2,050	+ 30	- 130	- 180
<b>Aluminium Taint Tabor, CFR Nahva Sheva, UK</b>	Cut and sheared 9-10% attachment	-	13 Aug   17.31 IST	\$1,730	0	- 110	- 150
<b>Aluminium Taint Tabor, CFR Nahva Sheva, US</b>	HRB, Attachment 3%	-	13 Aug   17.31 IST	\$1,870	+ 10	- 110	- 170
<b>Aluminium Talk Scrap, CFR Nhava Sheva, Middle East</b>	Solid (Clean)	-	13 Aug   17.31 IST	\$4,470	+ 10	- 510	- 1,010
<b>Aluminium Talk, CFR Nahva Sheva, US</b>	Solid (Clean)	-	13 Aug   17.31 IST	\$4,690	+ 70	- 500	- 1,080
<b>Aluminium Tense Scrap, CFR Nhava Sheva, Middle East</b>	Attachments 8-9%, Mix	-	13 Aug   17.31 IST	\$1,730	+ 30	- 140	- 190
<b>Aluminium Tense, CFR Nahva Sheva, US</b>	Attachments 6-7%	-	13 Aug   17.31 IST	\$1,780	- 30	- 150	- 180
<b>Aluminium Wheel Scrap, CFR Nahva Sheva, UK</b>	Solid (Loose)	-	13 Aug   17.31 IST	\$2,230	+ 20	- 120	- 250
<b>Aluminium Zorba 95-5, CFR Nhava Sheva, UK</b>	20 mm, Solid (Shredded)	-	13 Aug   17.31 IST	\$1,950	- 10	- 90	- 220
<b>Silicon Metal, CFR Mundra, China</b>	Grade 553 Si- 98.5%	-	13 Aug   17.31 IST	\$1,740	- 20	- 160	- 240

### Copper (India)

Particular/Delivery	Size/Grade	Delivery	As On	Price	Change	1M	3M
Indian prices (in INR/MT)							

<b>Copper Armature Scrap, Exy-Delhi</b>	Cu 99%	Ex-Yard	13 Aug   17.15 IST	723,000	-7,000	-46,200	-106,400
<b>Copper Secondary CC Wire Rods, Exw-Delhi</b>	8 mm, Cu 99% min	Ex-works	13 Aug   17.15 IST	766,000	-2,000	-50,800	-118,200
<b>Copper Primary CC Wire Rods, Exw-Delhi</b>	8 mm, Cu 99.99%	Ex-works	13 Aug   17.15 IST	800,000	+10,000	-57,000	-137,000
<b>Copper Primary CC Wire Rods (CCR), Exy-Mumbai</b>	8 mm, Cu 99.99%	Ex-Yard	13 Aug   17.15 IST	804,000	+1,000	-55,600	-134,750
<b>Copper Armature Scrap, Exy-Mumbai</b>	Cu - 98%	DAP	13 Aug   17.15 IST	766,000	0	-35,600	-91,000
<b>Brass Honey Scrap, Exy-Mumbai</b>	Cu 63% Zn 33%	DAP	13 Aug   17.15 IST	501,000	+1,000	-24,800	-52,750

## Zinc (India)

Particular/Delivery	Size/Grade	Delivery	As On	Price	Change	1M	3M
Indian prices (in INR/MT)							
<b>Zinc Special High Grade Ingot, Exw-Delhi</b>	Ingot, Zn 99.99%	Ex-works	13 Aug   17.21 IST	264,000	-2,000	-14,200	-17,300
<b>Zinc Special High Grade Ingot, Exy-Mumbai</b>	Ingot, Zn 99.995%	Ex-Yard	13 Aug   17.21 IST	261,000	-4,000	-15,200	-14,500

## Lead (India)

Particular/Delivery	Size/Grade	Delivery	As On	Price	Change	1M	3M
Indian prices (in INR/MT)							
<b>Lead Remelted Ingot, Exw-Delhi</b>	Ingot, Pb 99%	Ex-works	13 Aug   17.11 IST	185,000	0	-4,200	-4,000
<b>Lead Primary Ingot, Exw-Delhi</b>	Ingot, Pb 99.99%	Ex-works	13 Aug   17.11 IST	205,000	0	-4,600	-4,000
<b>Lead Primary Ingot, Exy-Mumbai</b>	Ingot, Pb 99.99%	Ex-Yard	13 Aug   17.11 IST	192,000	-3,000	-4,000	-6,500

### India: Imported aluminium scrap price trend

Particular/Delivery/Region	Price \$/t	W-O-W Change
Tense Scrap, CFR Nhava Sheva, Middle East	1,730	+30
Extrusion 6063 Scrap, CFR Nhava Sheva, Middle East	2,270	+20
Zorba 95-5, CFR Nhava Sheva, UK	1,950	0
Wheel Scrap, CFR Nhava Sheva, UK	2,230	+20
Silicon Metal, CFR Mundra, China	1,740	-20
Talk, CFR Nahva Sheva, US	4,690	+70

Source: BigMint

**India: Imported aluminium scrap prices remain rangebound despite LME rebound**

2024-08-13

READ MORE

### Hindalco: Consolidated Performance in Q1 FY'25

**PAT**  
25%

3,070

Q1 FY'25

2,454

Q1 FY'24

**EBITDA**  
31%

7,992

Q1 FY'25

6,109

Q1 FY'24

**Revenue**  
8%

57,013

Q1 FY'25

52,991

Q1 FY'24

% change in y-o-y | Rs in Crores | Source: Official

**Hindalco reports strong Q1FY'25 results; consolidated EBITDA jumps 31% y-o-y**

2024-08-13

READ MORE



**Non-ferrous updates: 13-08-2024**

Commodity	LME 3M (\$/t)	%Change	LME Stocks (t)	%Change	MCX (INR/t)	%Change	SHFE (RMB/t)	%Change
Aluminium	2,305	+0.17%	9,03,600	-0.42%	2,14,000	-0.53%	19,145	+0.34%
Nickel	16,355	+1.27%	1,12,404	0.00	14,76,000	+3.44%	1,29,000	-0.46%
Copper	9,026	+1.80%	2,96,125	-0.09%	7,84,000	-14.60%	71,680	+0.36%
Zinc	2,743	+0.26%	2,39,525	-0.17%	2,57,000	-0.98%	22,910	+2.30%
Lead	2,047	+0.44%	2,11,550	-0.61%	1,86,000	-0.27%	17,960	+1.58%

% Change d-o-d basis | Source: LME, MCX, SHFE

**Base metals prices on LME remain positive, stocks witness negative trends**

2024-08-13

[READ MORE](#)



**India: Hindustan Copper Q1 net profit doubles to INR 113.40 crore**

2024-08-13 16:12:15

[READ MORE](#)

## India: BigMint's billet index rises by INR 200/t d-o-d - 13 Aug

13 Aug 2024

BigMint's billet index rose further by INR 200/t reaching INR 38,600/t exw-Raipur on 13 August 2024.

The index continued its upward trend today with offers increased in anticipation of improved buying activity. However, buying in the semi-finished segment remained slow as the movement in finished steel is yet to pick up sufficiently to support and attract buyers. Around 1,480 t of billet deals were recorded in Raipur today compared to 1,500 t on 12 August.

In Raipur, rebar prices inched down by INR 100/t, with 950 t of deals heard today, while wire rod prices increased by INR 200/t. Around 3,100 t of deals were recorded. Meanwhile, sponge iron prices in Raipur saw a slight increase of INR 150/t today.

The conversion spread from sponge iron (PDRI) to billets of the standalone furnaces in the region was recorded at INR 14,100/t.

### Rationale -

This index has been derived based on transactions, offers, bids and indicative price data sets. Transactions are considered as T1 and given a weightage of 50% whereas other data sets are considered as T2 and given a weightage of the

balance 50%.

- **Transactions (T1)** - Three trade at INR 38,500-38,600/t was recorded between 2:30 pm and 5:30 pm during the BigMint trading window and was considered for the final price calculation as T1 input. The average price of these transactions was INR 38,566/t, which was assigned a 50% weight in the final price calculation.
- **Other price indicators - bids/offers/indicative (T2)** - Ten offers were reported during the trading window and considered as T2 inputs. The average price of these ten offers was INR 38,593/t, which was assigned a 50% weight in the final price calculation.

The final price of billets exw-Raipur was at INR 38,579/t, rounded off to INR 38,600/t exw.

From BigMint Team - While it would be our earnest endeavour, at BigMint, to bring about transparent and unbiased price index reporting, we would request all our readers and subscribers for their feedback and if they could participate in the reporting of more transactions.

**For detailed methodology - [click here](#)**

India Domestic Raipur Billet Trade Updates - 13 Aug'24							BIGMINT	
Participant	Industry Type	Trade Type	*Price (INR/t)	Delivery	Time of Deal/Call	Data Set	Outlier	
P1	Seller	Offer	38,600	FOR	11:30	T2	Yes	
P2	Trader	Offer	38,650	EXW	11:37	T2	Yes	
P3	Trader	Offer	38,650	EXW	12:00	T2	Yes	
P4	Buyer	Indicative	38,700	FOR	12:45	T2	Yes	
P5	Seller	Offer	38,600	EXW	12:50	T2	Yes	
P6	Seller	Offer	38,700	FOR	12:52	T2	Yes	
P7	Trader	Offer	38,500	EXW	13:07	T2	Yes	
P8	Seller	Indicative	38,500	EXW	13:12	T2	Yes	
P9	Trader	Indicative	38,550	EXW	13:18	T2	Yes	
P10	Buyer	Indicative	38,600	EXW	15:24	T2	No	
P11	Seller	Offer	38,650	EXW	15:26	T2	No	
P12	Seller	Offer	38,800	EXW	16:21	T2	Yes	
P13	Seller	Indicative	38,600	FOR	16:30	T2	No	
P14	Seller	Offer	38,600	EXW	16:36	T2	No	
P15	Trader	Offer	38,550	FOR	16:43	T2	No	
P16	Seller	Offer	38,600	EXW	16:45	T2	No	
P17	Seller	Indicative	38,550	EXW	16:49	T2	No	
P18	Seller	Offer	38,700	EXW	16:51	T2	Yes	
P19	Trader	Trade	38,600	EXW	16:57	T1	No	
P20	Seller	Indicative	38,600	EXW	17:01	T2	No	
P21	Trader	Trade	38,500	EXW	17:12	T1	No	
P22	Trader	Trade	38,600	EXW	17:12	T1	No	

T1 - Trade, T2 - Offer/Bid/Indicative, \*Normalized price as per methodology

### India Domestic Billet Price Index

## EXW Raipur

- Credible & Transparent Prices
- Robust Methodology & Rationale
- IOSCO Compliance
- Independent View of the Market
- Enabling Informed Conversations & Negotiations

## Global Prices

### Global Prices - Region Wise

























Commodity	Particular	Grade/Size	Price	Change	W-O-W	1M	3M
<b>China</b>							
<i>Export</i>							
Billet	FOB China	125*125, BF Grade	NA	NA	NA	NA	NA
TMT (Re-Bar)	FOB China	Commerical	NA	NA	NA	NA	NA
Wire Rod	FOB China	5.5mm	NA	NA	NA	NA	NA
HRC	FOB China	2.5mm	\$480	-15	-15	-30	-60
CRC	FOB China	0.90 mm	\$555	-5	-5	-15	-60
<i>Import</i>							
Iron Ore	CNF China	Lumps Fe 64/63%, South Africa	\$100	-2	-4	-9	-19
Iron Ore	CNF China	Fines Fe 62%, Australia	\$99	0	-5	-10	-20
Pellets	CNF China	6-20mm, BF Grade	\$123	+4	+4	-6	-8
Coking Coal	CNF China	Premium HCC, Australia	NA	NA	NA	NA	NA
Mill Scale	CNF China	70/68%	NA	NA	NA	NA	NA
FeCr	CNF China	HC 60%	¢95.5/lb	0	0	-3	-4
Mn Ore	CNF China	Mn 46% Lumps, Australia	NA	NA	NA	NA	NA
Mn Ore	CNF China	Mn 38%, South Africa	NA	NA	NA	NA	NA
<b>CIS Nations</b>							
<i>Export</i>							
Billet	FOB Black Sea	125*125, BF Grade	\$480	-5	-5	-20	-20
Slabs	FOB Black Sea	Commercial	NA	NA	NA	NA	NA
Pig Iron	FOB Black Sea	Steel Grade	\$392	-13	-13	-23	-18
TMT (Re-Bar)	FOB Black Sea	Commercial	NA	NA	NA	NA	NA
HRC	FOB Black Sea	2.5mm	\$515	-15	-15	-30	-47
CRC	FOB Black Sea	0.90mm	\$620	-15	-15	-17	-35
<b>Japan/Korea</b>							
<i>Export</i>							
HRC	FOB Korea	2.5mm	\$520	-30	NA	-30	NA
<i>Import</i>							
FeCr	CNF Japan	HC 60%	¢100/lb	0	0	-3	-8

Note:- W-O-W: Week On Week, 1M: Change over last month, 3M: Change over last 3 months, All prices are weekly assessment, Iron Ore are daily assessment


Commodity	Particular	Grade/Size	Price	Change	W-O-W	1M	3M
<b>India</b>							
<i>Export</i>							
Iron Ore	FOB India	Fines, Fe 58/57%	\$55.5	-1.5	-3	-4.5	-9.5
Billet	FOB India	150*150mm	\$490	0	0	NA	NA
Pig Iron	FOB India	Steel Grade	NA	NA	NA	NA	NA
HRC	FOB India	2.5mm	\$560	0	NA	NA	NA
CRC	FOB India	0.9mm	\$675	0	0	-5	-25
SiMn	FOB India	60/14%	\$828	0	-9.4	-29.4	-275.6
FeMn	FOB India	HC 75%	\$1,004	+4	0	-21.4	-199.4
FeSi	FOB Bhutan	70-75%	\$1,130	0	0	-85	-160
<i>Import</i>							
Iron Ore	CNF India	Lumps Fe 64%, South Africa	NA	NA	NA	NA	NA
Scrap	CNF India	HMS 1&2 ,Middle East	NA	NA	NA	NA	NA
Scrap	CNF India	Shredded, Europe	\$408	-4	-8.2	-7.2	-10.4
Coking Coal	CNF India	Premium HCC, Australia	\$227	-3	-3.4	-26	-30.4
Non-Coking Coal	CNF India	RB2 5500 NAR, South Africa	NA	NA	NA	NA	NA
Met Coke	CNF India	62%, China	NA	NA	NA	NA	NA
Pellets	CNF India	6-20mm, BF Grade	NA	NA	NA	NA	NA
Wire Rod	CNF India	5.5mm, China	NA	NA	NA	NA	NA
HRC	CNF India	2.5mm, China	\$520	-15	-15	-25	-50
HRC	CNF India	2.5mm, Korea	\$570	-30	NA	0	NA
CRC	CNF India	0.90mm, China	\$575	-5	-5	-15	-60
HR Plate	CNF India	A 36	NA	NA	NA	NA	NA
Mn Ore	CNF India	Mn 38%, South Africa	NA	NA	NA	NA	NA
<b>Europe &amp; US</b>							
<i>Export</i>							
Pig Iron	FOB Brazil	Steel Grade	\$442	0	0	-3	-8
<i>Import</i>							
Scrap	CFR Turkey	HMS (80:20), US	\$375	-2	-9.4	-15.8	-4.6
HRC	CIF Europe	2.5mm	NA	NA	NA	NA	NA
<b>Middle East &amp; Africa</b>							
<i>Export</i>							
Iron Ore	FoB South Africa	Lumps, Fe 64/63%	NA	NA	NA	NA	NA
Non Coking Coal	FoB South Africa	RB2 5500 NAR	NA	NA	NA	NA	NA
<i>Import</i>							
Billet	CNF Dubai	125*125, China	NA	NA	NA	NA	NA
HRC	CNF Dubai	2.5mm, China	\$527	-13	-13	-25	-56

Note:- W-O-W: Week On Week, 1M: Change over last month, 3M: Change over last 3 months, All prices are weekly assessment, Iron Ore are daily assessment

## LIVE TENDERS

COMPANY	TYPE	GRADE	QUANTITY	EXPIRY DATE	LOCATION	VIEW
<b>Aluminium</b>						
Yantra India Limited	Buy	Primary Aluminum Ingot	70 MT	17 Aug, 2024	 Nagpur, Maharashtra, India	<a href="#">VIEW</a>
<b>Bauxite</b>						
OMC	Sell	Gibbsitic Bauxite	300,000 MT	22 Aug, 2024	 Bhubaneswar, Odisha, India	<a href="#">VIEW</a>
<b>Billet/Ingot/Slab</b>						
RINL	Sell	Bloom	864 MT	14 Aug, 2024	 Visakhapatnam, Andhra Pradesh, India	<a href="#">VIEW</a>
RINL	Sell	Bloom	910 MT	14 Aug, 2024	 Visakhapatnam, Andhra Pradesh, India	<a href="#">VIEW</a>
RINL	Sell	Bloom	721 MT	14 Aug, 2024	 Visakhapatnam, Andhra Pradesh, India	<a href="#">VIEW</a>
<b>Ferro Chrome</b>						
SAIL	Buy	Ferro Chrome	800 MT	20 Aug, 2024	 Bhilai, Chattisgarh, India	<a href="#">VIEW</a>
<b>Ferro Manganese</b>						
Arcelor Mittal	Buy	Ferro Manganese-Medium Carbon	500 MT	16 Aug, 2024	 Hazira, Gujarat, India	<a href="#">VIEW</a>
Arcelor Mittal	Buy	Ferro Manganese Low Carbon	500 MT	16 Aug, 2024	 Hazira, Gujarat, India	<a href="#">VIEW</a>
NMDC	Buy	Ferro Manganese-High Carbon	6,626 MT	22 Aug, 2024	 Jagdalpur, Chattisgarh, India	<a href="#">VIEW</a>
<b>Fines/Lumps</b>						
RINL	Buy	Iron Ore Lumps	300,000 MT	14 Aug, 2024	 Vishakhapatnam, Andhra Pradesh, India	<a href="#">VIEW</a>
RINL	Buy	Iron Ore Fines	360,000 MT	14 Aug, 2024	 Vishakhapatnam, Andhra Pradesh, India	<a href="#">VIEW</a>
Karnataka State Minerals Corporation Limited	Sell	Iron Ore Lumps	261,202 MT	14 Aug, 2024	 Bellary, Karnataka, India	<a href="#">VIEW</a>
Karnataka State Minerals Corporation Limited	Sell	Iron Ore Fines	204,000 MT	17 Aug, 2024	 Bellary, Karnataka, India	<a href="#">VIEW</a>
NMDC	Sell	Iron Ore Fines & Lumps	64,500 MT	16 Aug, 2024	 Dantewada, Chattisgarh, India	<a href="#">VIEW</a>
NMDC	Sell	Iron Ore-B ROM Fe:65.5%	43,000 MT	16 Aug, 2024	 Dantewada, Chattisgarh, India	<a href="#">VIEW</a>
NMDC	Sell	Iron Ore Lumps Fe:65.5%	6,000 MT	16 Aug, 2024	 Bachel, Chattisgarh, India	<a href="#">VIEW</a>
Vedanta Limited	Sell	Iron Ore Lumps	20,000 MT	14 Aug, 2024	 Chitradurga, Karnataka, India	<a href="#">VIEW</a>
SAIL	Sell	Iron Ore Fines Fe:59.50%	38,000 MT	17 Aug, 2024	 Sundargarh, Odisha, India	<a href="#">VIEW</a>
KIOCL	Buy	Fe:63.50% Iron Ore Fines	200,000 MT	03 Sep, 2024	 Bangalore, Karnataka, India	<a href="#">VIEW</a>
<b>Melting Scrap</b>						
HPCLMittalEnergyLimited	Sell	Melting Scrap	1,000 MT	20 Aug, 2024	 Bathinda, Punjab, India	<a href="#">VIEW</a>
BelriseIndustriesLimited	Sell	Melting Scrap	200 MT	16 Aug, 2024	 Halol, Gujarat, India	<a href="#">VIEW</a>
NALCO	Sell	Melting Scrap	300 MT	23 Aug, 2024	 Koraput, Odisha, India	<a href="#">VIEW</a>
<b>Non Coking</b>						
Minas de Benga Lda	Services	Non Coking Coal	1 Nos	16 Sep, 2024	 Maputo, Mozambique	<a href="#">VIEW</a>
ODISHA COAL AND POWER LIMITED	Sell	Non Coking Coal G14	3,000,000 MT	23 Aug, 2024	 Sundargarh, Odisha, India	<a href="#">VIEW</a>



COMPANY	TYPE	GRADE	QUANTITY	EXPIRY DATE	LOCATION	VIEW
<b>Pig Iron</b>						
NALCO	Buy	Pig Iron	1,600 MT	24 Aug, 2024	 Bhubaneswar, Odisha, India	<a href="#">VIEW</a>
SAIL	Sell	Pig Iron	2,000 MT	16 Aug, 2024	 Rourkela, Odisha, India	<a href="#">VIEW</a>
<b>Silico Manganese</b>						
SAIL	Buy	Silico Manganese & Ferro Manganese	67,375 MT	19 Aug, 2024	 Durgapur, West Bengal, India	<a href="#">VIEW</a>
<b>Stainless Steel</b>						
BHEL	Buy	Stainless Steel Plates	148 MT	20 Aug, 2024	 Haridwar, Uttarakhand, India	<a href="#">VIEW</a>
<b>Used Plants And Machines</b>						
AssamIndustrialDevelopmentCorporationLimited	Sell	Used Plant & Machines	1 Nos	20 Sep, 2024	 Guwahati, Assam, India	<a href="#">VIEW</a>
<b>Zinc</b>						
ISWP	Sell	Zinc Ash	46 MT	14 Aug, 2024	 Jamshedpur, Jharkhand, India	<a href="#">VIEW</a>

[View All](#)



Formerly SteelMint / CoalMint

**Contact:**

[info@bigmint.co](mailto:info@bigmint.co)

+91 97700 56666

**Disclaimer:** BigMint has taken due care and caution in compilation of content. Information is just for reference not intended for trading purpose or to address your particular requirement. The content includes facts, views and opinions are of individuals and not that of the BigMint management. We and our content licensors do not guarantee or warrant the accuracy, completeness or timeliness of, or otherwise endorse these views, and opinions. BigMint and its affiliates, or their employees, directors or agents shall not be liable or responsible for any loss or costs or any action whatsoever arising out of use or relying on the spot prices disseminated.