



**BIGMINT**

Formerly SteelMint / CoalMint

Issue 1371,

# Daily Steel Report

## HIGHLIGHTS

14 Jan 2025, Tue

[Intel & Insights](#)

---

[Snap Shot - Global Prices \(USD/MT\)](#)

---

[Snap Shot - Indian Domestic Prices \(INR/MT\)](#)

---

[Iron Ore](#)

---

[Coal](#)

---

[Scrap & Metallics](#)

---

[Steel](#)

---

[Ferro Alloy](#)

---

[Non Ferrous](#)

---

[India Domestic Billet Index](#)

---

[Global Prices - Region Wise](#)

---

[Live Tenders](#)

---

# Intel & Insights

## INDIA

### Iron Ore

BigMint's daily trade sheet - 11 Jan'25

[READ MORE >](#)

### Coal

India: Imported pet coke prices rise to 4-month high

[READ MORE >](#)

India: Thermal coal port stocks edge up by 2% w-o-w

[READ MORE >](#)

### Scrap & Metallics

South Asia: Imported ferrous scrap offers drop by up to \$5/t amid subdued demand

[READ MORE >](#)

India: Sponge iron prices show varying trends amid improved buying - 13 Jan

[READ MORE >](#)

India: BigMint's scrap index up by INR 200/t amid improvement in semis' tags

[READ MORE >](#)

India: Around 10,000 t of pig iron sold at SAIL-BSP's auction

[READ MORE >](#)

India: Melting scrap prices remain stable d-o-d in Alang

[READ MORE >](#)

### Steel

India: BigMint's billet index rises marginally by INR 200/t d-o-d amid modest buying - 13 Jan

[READ MORE >](#)

Indian DRI, billet, rebar update - 13 Jan

[READ MORE >](#)

India's brand-wise rebar offers from BF and IF route mills - 13 Jan

[READ MORE >](#)

Key takeaways from AISC 2.0: Young turks share their take on future trends in steel industry

[READ MORE >](#)

Weekly round-up: Domestic steel market sees downtrend w-o-w

[READ MORE >](#)

Key takeaways from AISC 2.0: Product diversification and unlocking opportunities in value-added steel sector

[READ MORE >](#)

India steel index dips w-o-w in dull market. Short term likely to lack fizz

[READ MORE >](#)

### Ferro Alloy

India: Defence ministry issues 20-t ferro molybdenum purchase tender

[READ MORE >](#)

### Non Ferrous

Base metals prices on LME show positive trends, stocks witness mixed movements

[READ MORE >](#)

## CHINA

China's iron ore imports hit record high in CY'24

[READ MORE >](#)

China: Steel billet prices rise by RMB 40/t (\$5/t) following uptick in rebar futures

[READ MORE >](#)

China: Steel exports surge 22% y-o-y in CY'24 amid soft domestic demand

[READ MORE >](#)

## SOUTH EAST ASIA

Vietnam: Bulk ferrous scrap import prices fall \$8/t; demand weak ahead of Lunar holidays

[READ MORE >](#)

## FAR EAST ASIA

Taiwan: CSC rolls over steel prices m-o-m for Feb'25 sales

[READ MORE >](#)

## MEA (MIDDLE EAST AFRICA)

Iran: Domestic billet, rebar prices climb up amid supply concerns, rising costs

[READ MORE >](#)

# Vietnam: Bulk ferrous scrap import prices fall \$8/t; demand weak ahead of Lunar holidays

Jan 13, 2025 18:44

Vietnam to tighten imported scrap standards H2 price softened on ahead of Lunar New Year Vietnam's imported scrap market witnessed a sharp decline in the last seven days, by up to \$8/tonne (t) primarily driven by the persistent

gap between buyer and seller expectations. Buyers were targeting \$305-308/t CFR Vietnam for H2 scrap grade from Japan, while sellers were holding firm on tradable prices between \$315-320/t CFR, resulting in subdued market activ

*Continued*

## SNAP SHOT - GLOBAL PRICES (USD/MT)

Commodity	Particular	Size,Grade	As on	Price	Change	1M	3M
Iron Ore Fines <sup>1</sup>	China Imports	Fines, Fe 62%	13 Jan   10.47 IST	\$98	0	-7	-3
Iron Ore <sup>1</sup>	Indian Imports	Lumps, Fe 64%	08 Jan   13.32 IST	\$105.5	-2.5	-9	-8.5
Pellets ( Brazil ) <sup>2</sup>	China Imports	6-20 mm, Fe 65%	08 Jan   13.17 IST	\$120	-4	-9	-8
Pellets ( India ) <sup>2</sup>	China Imports	6-20 mm, Fe 63%	10 Jan   18.31 IST	\$105	0	-8	-4.5
Coking <sup>2</sup>	Australia Exports	Premium HCC	13 Jan   11.00 IST	\$196	0	-9	-4.6
Non Coking <sup>2</sup>	India Imports	RB2 , S.Africa	13 Jan   13.18 IST	\$93.5	-3.5	-7.5	-11.1
Graphite Electrode <sup>2</sup>	China Exports	600mm, UHP	13 Jan   11.18 IST	15,950 RMB/t	-150	0	+800
Scrap <sup>2</sup>	India Imports	Shredded	13 Jan   18.30 IST	\$380	-3	-7.8	-17.2
Scrap <sup>2</sup>	Turkey Imports	HMS 80:20	13 Jan   18.30 IST	\$341	-2	-10.4	-29.6
Scrap <sup>2</sup>	Pakistan Imports	Shredded	13 Jan   18.30 IST	\$384	-4	-6.8	-14
Scrap <sup>2</sup>	Bangladesh Imports	Shredded	13 Jan   18.30 IST	\$386	-5	-6	-15
Scrap ( Ship Breaking ) <sup>2</sup>	India Imports	Containers	07 Jan   13.14 IST	\$480	-10	-10	-30
Billet <sup>2</sup>	India Exports	150*150, 3SP/4SP	03 Jan   18.18 IST	\$450	-10	-10	NA
Billet <sup>2</sup>	Russia Exports	130*130, 3SP	10 Jan   18.36 IST	\$445	0	+5	-37
Billet <sup>2</sup>	Iran Exports	130*130, 3SP	10 Jan   18.36 IST	\$444	0	-14	-22
Billet <sup>2</sup>	Philippines Import	150*150, 3SP	10 Jan   18.35 IST	\$455	-5	-15	-35
Sponge Iron <sup>2</sup>	India Exports	-	-	-	-	-	-
Pig Iron <sup>2</sup>	Russia Exports	Steel Grade	11 Jan   15.23 IST	\$318	0	-2	-40
HRC <sup>2</sup>	China Exports	3-12mm, SS400	07 Jan   18.31 IST	\$465	-10	-30	-60
Wire Rod <sup>2</sup>	Nepal Import	5.5-6.0mm, Commercial Grade	11 Jan   13.20 IST	\$510	-15	-5	-50
HRC <sup>2</sup>	India Exports	2.5 mm, SAE1006	05 Nov   18.31 IST	\$535	0	NA	NA
HRC <sup>2</sup>	South Korea Exports	1.6-2.5mm, SAE 1006	10 Dec   18.47 IST	\$505	0	+5	+5
HRC ( China ) <sup>2</sup>	Vietnam Imports	2-3mm, SAE 1006	07 Jan   18.30 IST	\$495	-10	-20	-60
HRC ( China ) <sup>2</sup>	Dubai Imports	2-3mm, SAE 1006	07 Jan   18.30 IST	\$495	-10	-20	-60
CRC <sup>2</sup>	India Exports	0.9 mm, IS 513 Gr.O	08 Jan   18.13 IST	\$620	-5	-10	-20
CRC <sup>2</sup>	China Exports	0.90mm, SPCC	08 Jan   18.13 IST	\$540	-15	-20	-50
HR Plate <sup>2</sup>	China Exports	5-10mm, SS 400	08 Jan   18.16 IST	\$485	-25	-30	-50
GP <sup>2</sup>	China Exports	DX51D+z80, Width 1,000-1,500 mm, thickness 0.5-2mm	09 Jan   18.16 IST	\$575	-10	-25	-50
Silico Manganese <sup>2</sup>	India Exports	25-150 mm, HC 65-16	13 Jan   18.30 IST	\$936	-2	+49.8	+7.6
Ferro Chrome <sup>2</sup>	China Import	10-150mm, HC 60%	08 Jan   10.27 IST	¢77 /lb	-4	-10	-16
Manganese Ore <sup>2</sup>	India Imports	Lumps, Mn 37%,	11 Jan   11.34 IST	\$4.12 /dmu	+0.01	+0.04	+0.27
Ferro Manganese <sup>2</sup>	India Exports	25-150 mm, HC 75%	13 Jan   18.34 IST	\$941	0	+38.8	+6.2
Ferro Silicon <sup>2</sup>	Bhutan Exports	10-50 mm, FeSi 70%	13 Jan   18.37 IST	\$1,260	-8	0	-90

1-Daily Assessment, 2-Weekly Assessment, 3-Monthly Assessment, W-O-W:Week On Week, 1M: Change over last month, 3M: Change over last 3 months

# India: Thermal coal port stocks edge up by 2% w-o-w

Jan 13, 2025 18:08

Mundra's inventories surge 24.5% w-o-w Krishnapatnam's stocks fall 28.2% w-o-w Thermal coal inventories at Indian ports increased by 2% to 14.22 million tonnes (mnt) in week 2 of CY'25 from 13.93 mnt in week 1, according to BigMint's

data. Company-wise break-up Adani Enterprise: Stocks dropped by 3% to 3.74 mnt in week 2 from 3.86 mnt in week 1. Agarwal Coal: Inventories were down by 2.2% to 1.24 mnt in week 2 from 1.27 mnt in week 1. Port-wise break-up Magdalla: Inventor

Continued

## SNAP SHOT - INDIAN DOMESTIC PRICES (INR/MT)

Commodity	Particular	Size, Grade	As on	Price	Change	1M	3M
Fines/lumps <sup>2</sup>	Iron Ore Index	5-18 mm, Fe 63%, DR Grade	11 Jan   13.57 IST	7,150	0	-50	-350
Fines/lumps <sup>2</sup>	Iron Ore Index	0-10 mm, Fe 63%	11 Jan   13.57 IST	5,600	0	-100	-300
Iron Ore <sup>3</sup>	NMDC	6-40 mm, Fe 65.5%	09 Jan   10.59 IST	6,000	NA	NA	-50
Iron Ore <sup>3</sup>	NMDC	0-10 mm, Fe 64%	09 Jan   10.59 IST	5,060	NA	NA	-150
Pellets <sup>2</sup>	Raipur	6-20 mm, Fe 63%,	10 Jan   18.36 IST	9,400	0	+400	-700
Pellets <sup>2</sup>	Bellary	6-20 mm, Fe 63%	10 Jan   18.36 IST	10,750	0	+450	+200
Met Coke <sup>2</sup>	Ex-India (East)	25-90 mm, Blast Furnace-grade	08 Jan   16.51 IST	32,800	+800	+1,500	-700
Graphite Electrode <sup>3</sup>	Ex-India	600mm, UHP	31 Dec   18.16 IST	259,000	-1,000	-1,000	-76,000
Mill Scale <sup>2</sup>	FoR-Kandla	Fines, Fe 70/68%	11 Jan   14.24 IST	7,100	+100	+200	+100
Hms <sup>1</sup>	Ex-Mumbai	HMS	13 Jan   17.25 IST	32,000	-100	-800	-1,200
Hms <sup>1</sup>	Ex-Alang	HMS	13 Jan   17.25 IST	33,000	0	-1,500	-1,200
Pig Iron <sup>1</sup>	Ex-Durgapur	Steel Grade	13 Jan   17.23 IST	33,500	0	+250	-6,250
Pig Iron <sup>1</sup>	Ex-Ludhiana, Foundary	Foundry Grade	13 Jan   13.18 IST	38,800	0	-1,000	-3,700
Sponge Pellet <sup>1</sup>	Ex-Raipur	Lumps, FeM 80%, +/-1	13 Jan   17.36 IST	24,300	+150	-550	-2,700
Billet <sup>1</sup>	Ex-Mumbai	100x100mm, IS 2831	13 Jan   17.41 IST	42,100	+100	+100	-500
Billet <sup>1</sup>	Ex-Raipur	100x100mm, IS 2831	13 Jan   17.41 IST	38,900	+200	-150	-1,200
TMT (Re-Bar) Secondary mills <sup>1</sup>	Ex-Mumbai	12-25mm, IF Route, Fe 500, IS 1786	13 Jan   13.40 IST	47,000	0	+100	-1,500
TMT (Re-Bar) Secondary mills <sup>1</sup>	Ex-Delhi/NCR	12-25mm, IF Route, Fe 500, IS 1786	13 Jan   17.41 IST	44,700	+200	-500	-3,200
TMT (Re-Bar) <sup>2</sup>	Ex-Mumbai	12-32mm, BF Route, IS 1786 Fe 500D	10 Jan   17.32 IST	52,500	-100	-500	-2,000
Structure <sup>1</sup>	Ex-Mumbai	40x40 Angle, IF Route, IS 2062/2011 E-250 Gr A	13 Jan   10.42 IST	48,800	+200	+300	-1,800
Wire Rod <sup>1</sup>	Ex-Raipur	5.5 mm, SWRY 14 LC Gr 3, Induction route	13 Jan   17.22 IST	42,800	+100	+100	-1,100
HRC <sup>2</sup>	Ex-Delhi	2.5-8mm / CTL, IS2062, Gr E250 Br.	10 Jan   18.39 IST	47,300	-200	0	-1,200
HRC <sup>2</sup>	Ex-Mumbai	2.5-8mm / CTL, IS2062, Gr E250 Br.	10 Jan   18.39 IST	46,600	0	-500	-1,950
CRC <sup>2</sup>	Ex-Delhi	0.90mm / CTL, IS 513, CR1	10 Jan   18.42 IST	53,700	0	-800	-2,800
CRC <sup>2</sup>	Ex-Mumbai	0.90mm / CTL, IS 513, CR1	10 Jan   18.42 IST	53,400	0	-300	-2,450
HR Plate <sup>2</sup>	Ex-Mumbai	5-10mm, Gr E250 Br.	08 Jan   18.27 IST	48,200	+100	0	-1,000
GP <sup>2</sup>	Ex-Mumbai	0.8mm / CTL, 120 GSM, IS277	09 Jan   14.10 IST	57,600	0	+200	+100
Silico Manganese <sup>2</sup>	Ex-Raipur	25-150 mm, HC 60-14	13 Jan   18.33 IST	70,300	+300	+3,990	+2,140
Ferro Manganese <sup>2</sup>	Ex-Raipur	25-150 mm, HC 70%	13 Jan   18.31 IST	73,800	-100	+6,470	+4,280
Ferro Chrome <sup>2</sup>	Ex-Jajpur	10-150mm, HC 60%, Si- 4%	10 Jan   10.54 IST	99,100	-200	-6,650	-11,300
Manganese Ore <sup>2</sup>	Ex Balaghat, MOIL	Lumps, Mn 37%, Fe 7.5%	01 Jan   14.56 IST	14,473	+689	NA	NA
Chrome Ore <sup>2</sup>	Ex-Odisha OMC, E-auction	Lumps, Friable 48-50%	18 Dec   18.48 IST	20,551	-9,006	-9,006	NA

\*Basic Price GST @ 18% extra

1-Daily Assessment, 2-Weekly Assessment, 3-Monthly Assessment, W-O-W: Week On Week, 1M: Change over last month, 3M: Change over last 3 months

## Iron Ore

### Iron Ore (India)

Particular/Delivery	Size/Grade	Delivery	As On	Price	Change	1M	3M
Indian prices (in INR/MT)							
Odisha Iron Ore Index	0-10 mm, Fe 63%	Ex-mines	11 Jan   13.57 IST	5,600	0	-100	-300
	0-10mm, Fe 60%	Ex-mines	11 Jan   13.57 IST	4,550	0	-250	-450
	0-5mm, Fe 57%	Ex-mines	09 Jan   18.30 IST	3,400	-100	-150	-100
	5-18 mm, Fe 63%, DR Grade	Ex-mines	11 Jan   13.57 IST	7,150	0	-50	-350
	10-30mm, Fe 63%, BF Grade	Ex-mines	11 Jan   13.57 IST	6,400	0	0	-400
	5-18 mm, Lumps, Fe 60%	Ex-mines	11 Jan   13.57 IST	6,300	0	-100	-500
	10-30 mm, lumps, Fe 60%	Ex-mines	11 Jan   13.57 IST	5,800	0	+50	-300
	0-10mm, Fe 62%	Ex-mines	11 Jan   13.57 IST	5,200	0	-150	-400
OMC Gandhamardan	10-40 mm, Fe 62%	Ex-Mines	18 Dec   21.32 IST	6,250	+250	+250	+1,600
OMC Daitari	0 -5 mm, Fe 62-64%	Ex-Mines	18 Dec   21.32 IST	5,400	0	0	+650
	10-40 mm, Fe 62%	Ex-Mines	18 Dec   21.32 IST	6,700	-200	-200	+1,340
OMC Kurmitar (Koira)	0 -5 mm, Fe 62-60%	Ex-Mines	18 Dec   21.32 IST	4,850	-50	-50	+1,050
	10-40 mm, Fe 62%	Ex-Mines	18 Dec   21.32 IST	6,700	-50	-50	+1,700
OMC Gandhamardan	0 -5 mm, Fe 62-60%	Ex-Mines	18 Dec   21.32 IST	4,600	-200	-200	+850
OMC Guali	5-18 mm, Fe 62%	Ex-mines	18 Dec   21.32 IST	6,505	0	0	+1,250
	Fines -5 mm, Fe 60-62%	Ex-mines	18 Dec   21.32 IST	4,700	-200	-200	+450
OMC Jilling	Fines -5 mm, Fe 60-62%	Ex-mines	18 Dec   21.32 IST	4,850	-200	-200	+500
	5-18 mm, Fe 62%	Ex-mines	18 Dec   21.32 IST	7,750	+400	+400	+1,900
NMDC, Chhattisgarh	6-40 mm, Fe 65.5%	F.O.R Siding	09 Jan   10.59 IST	6,000	NA	NA	-50
	0 -10 mm, Fe 64%	F.O.R Siding	09 Jan   10.59 IST	5,060	NA	NA	-150
	10-40 mm, Fe 67%, DR CLO	F.O.R Siding	09 Jan   10.59 IST	7,070	NA	NA	0
	10-150 mm, Fe 65.5%	F.O.R Siding	09 Jan   10.59 IST	5,870	NA	NA	-100
Chandrapur, Maharashtra	5-18 mm, Fe 63%	FOR Chandrapur	10 Jan   17.30 IST	9,250	0	0	0
	0-10mm, Fe 63%	FoR Ballarshah	10 Jan   17.30 IST	5,600	0	0	+150
Ex-Bellary	0-10 mm, Fe 62%	Ex-Mines	09 Jan   18.22 IST	4,950	-50	+50	+50
	0-10 mm, Fe 57%	Ex-Mines	09 Jan   18.22 IST	2,950	-100	-100	+100
Karnataka e-auction	Fines 0 -5 mm, Fe 60%	Ex-Mines	30 Nov   19.01 IST	3,900	+500	+500	+500
	Lumps 10-40mm, Fe 63%	Ex-Mines	30 Nov   19.01 IST	5,000	+600	+600	+600

### Pellets (India)

Indian prices (in INR/MT)							
Ex-Barbil	6-20 mm, Fe 63%, (+/- 0.5%)	FOR Siding	10 Jan   18.36 IST	7,900	0	+25	-200
Ex-Durgapur	6-20 mm, Fe 63%, (+/- 0.5%)	Ex-Works	10 Jan   18.36 IST	9,250	0	+50	-400
Ex-Jamshedpur	6-20 mm, Fe 63%	Ex-Works	10 Jan   18.36 IST	8,550	0	-125	-350
Ex-Jharsugda	6-20 mm, Fe 63%, (+/- 0.5%)	Ex-Works	10 Jan   18.36 IST	8,700	-300	+175	-150
Ex-Raipur	6-20 mm, Fe 63%, (+/- 0.5%)	Ex-Works	10 Jan   18.36 IST	9,400	0	+400	-700
Ex-Kandla	6-20 mm, Fe 64/63%	DAP	10 Jan   18.36 IST	11,000	-200	-200	-50
Ex-Bellary	6-20 mm, Fe 63%	Ex-Works	10 Jan   18.36 IST	10,750	0	+450	+200

Weekly Assessment, GST @ 5% extra., Barbil and Kandla - Prices Loaded to Wagons

### Concentrates (India)

Indian prices (in INR/MT)							
Ex-Jabalpur	-45 micron, Fe 63%	Ex-works	11 Jan   14.19 IST	4,650	0	-300	+50

### Iron Ore (Global)

Global prices (in USD/MT)							
CNF China	Fines, Fe 61.5% (Australia Origin)	-	13 Jan   10.47 IST	\$96	0	-7	-3
CNF China	Fines, Fe 62% (Australia Origin)	-	13 Jan   10.47 IST	\$98	0	-7	-3
CNF China	Fines, Fe 62.5% (Brazil Origin)	-	13 Jan   12.42 IST	\$100	+1	-6	-8
CNF China	Fines, Fines 63/62% (India origin)	-	13 Jan   12.42 IST	\$92	0	-5	-9
CNF China	Lumps, Fe 64/63% (South Africa Origin)	-	13 Jan   12.42 IST	\$97	+1	-7	-9

<b>CNF China</b>	Lumps, USD/dmtu	-	13 Jan   10.47 IST	\$0.142	-0.0005	+0.007	+0.002
<b>CNF China</b>	Fines, Fe 55% (India Origin)	-	13 Jan   17.49 IST	\$67	+2	-3.5	-1
<b>CNF China</b>	Fines, Fe 56% (India Origin)	-	13 Jan   17.49 IST	\$70	+2	-3.5	-1
<b>CNF China</b>	Fines, Fe 57% (India origin)	-	13 Jan   17.49 IST	\$73	+2	-3.5	-1
<b>CNF India</b>	Lumps, Fe 64% (South Africa origin)	-	08 Jan   13.32 IST	\$105.5	-2.5	-7.5	-3.5
<b>FOB India</b>	Fines, Fe 57% (India origin)	-	13 Jan   17.50 IST	\$62.5	+2.5	-3.5	+0.5

Prices on DMT basis (Daily Assessment) , India- Single Port Loading , FOB prices including demurrage , June to November: Moisture@ 10% , December to May: Moisture@ 8% , Or, actual moisture as per cargo certificate submitted by shipper to be adjusted

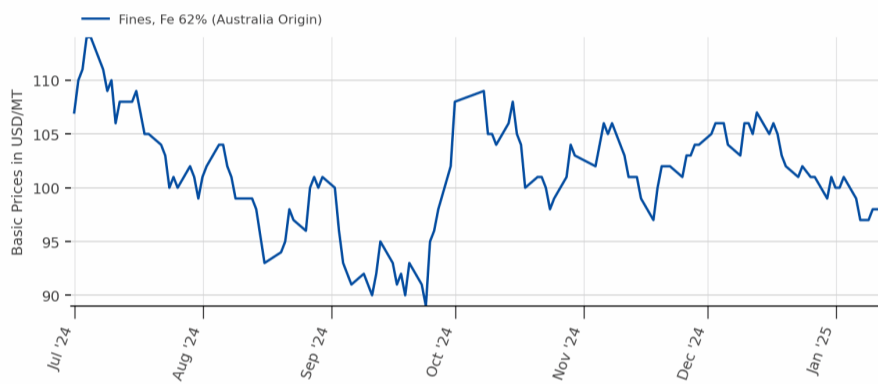
## Pellets (Global)

Global prices (in USD/MT)

<b>CNF China</b>	6-20 mm, Fe 63% (India Origin)	-	10 Jan   18.31 IST	\$105	0	-8	-4.5
	6-20 mm, Fe 65% (Brazil Origin)	-	08 Jan   13.17 IST	\$120	-4	-9	-8
<b>FOB India</b>	6-20 mm, Fe 63%	-	10 Jan   18.34 IST	\$94	0	-7.5	-2.5
<b>CNF China</b>	5-20mm, Fe 63%	-	09 Jan   16.38 IST	\$8.3	0	-0.1	+0.95
	6-20mm	-	09 Jan   16.38 IST	\$18.55	+0.7	+0.75	+1.85

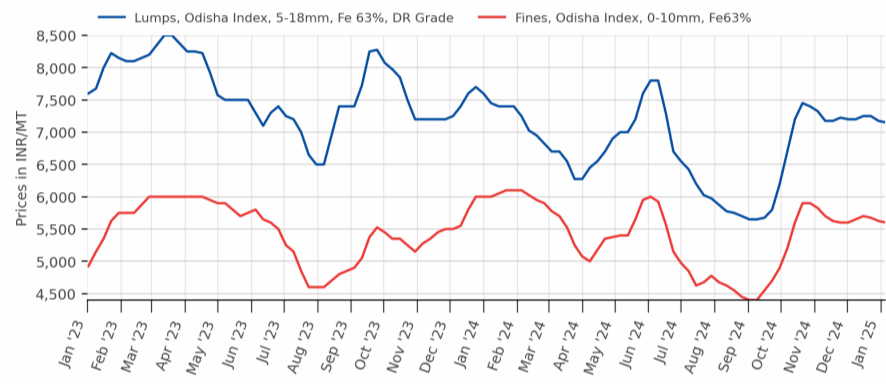
Note:- W-O-W: Week On Week, 1M: Change over last month, 3M: Change over last 3 months

Iron Ore Fines, CNF Rizhao China

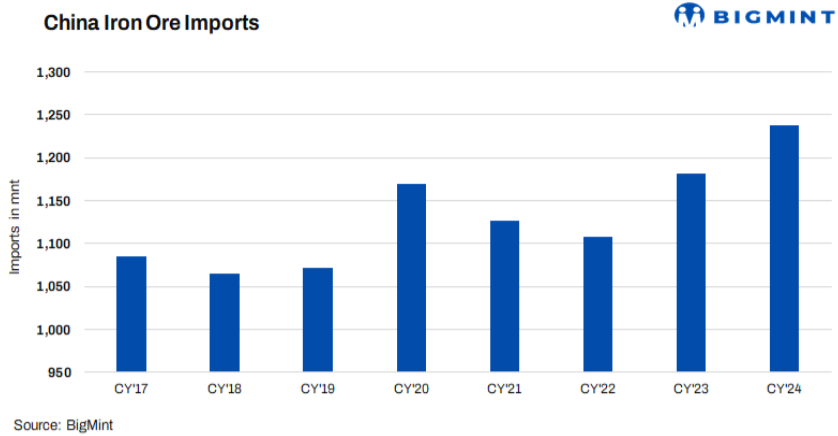


Source:BigMint

Odisha Iron Ore Price Index (Lumps & Fines)



Source:BigMint



China's iron ore imports hit record high in CY'24

2025-01-13

READ MORE

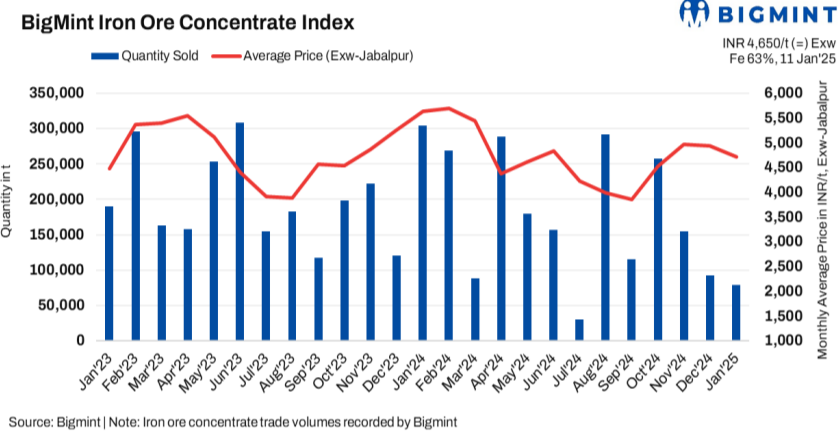


India: Daily Trade Sheet for steel & related commodities

BigMint's daily trade sheet - 11 Jan'25

2025-01-13

READ MORE



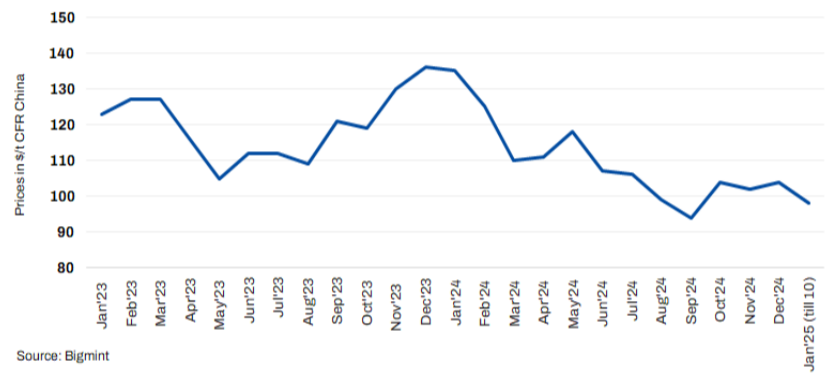
India: Iron ore concentrate prices hold firm in recent deal

2025-01-11

READ MORE

Fe 62% Australian iron ore fines

Iron ore fines Fe 62% 97.60/dmt (0.10) CFR China 10 Jan'25

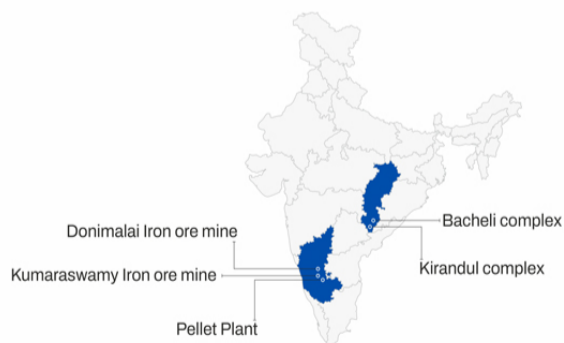


China: Iron ore spot prices remain stable d-o-d amid slow market activity

2025-01-11

READ MORE

NMDC's iron ore Mines location

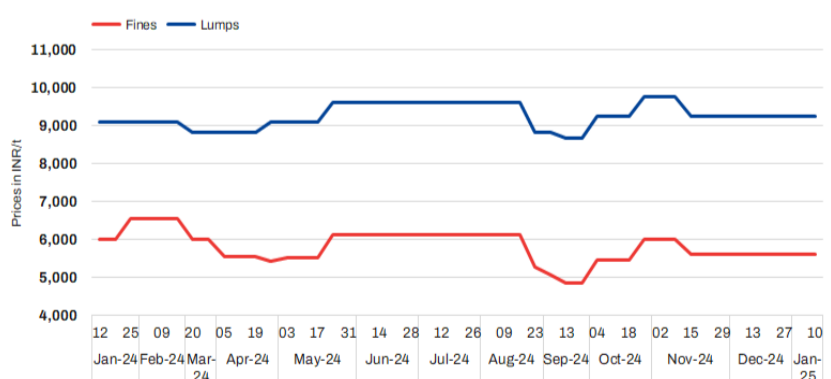


India: NMDC to auction over 220,000 t of iron ore from Chhattisgarh

2025-01-11

READ MORE

Chandrapur Iron Ore Price



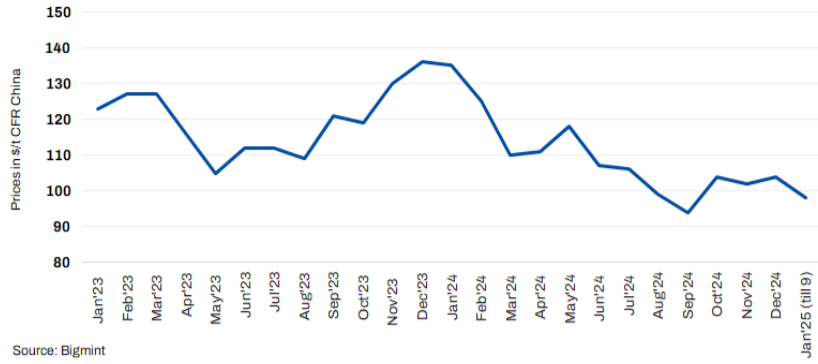
India: Chandrapur's iron ore offers remain stable w-o-w in recent deals

2025-01-10

READ MORE

Fe 62% Australian iron ore fines

Iron ore fines Fe 62% 97.50/dmt (0.40)  
CFR China 9 Jan'25



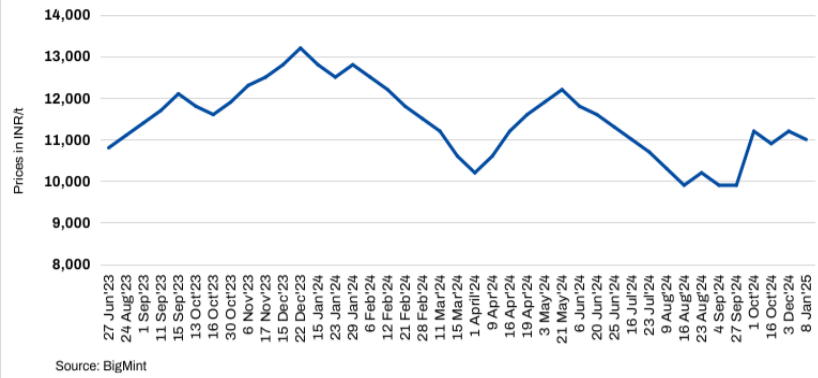
Source: Bigmint

China: Iron ore spot prices remain range-bound d-o-d

2025-01-10

READ MORE

Kandla Pellet Prices



Source: BigMint

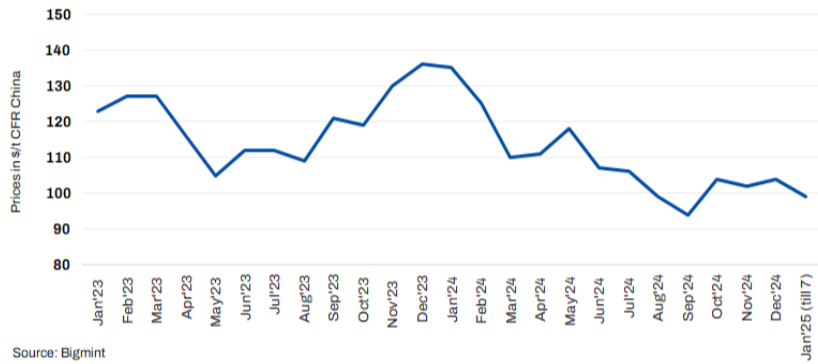
India: Jindal SAW cuts pellet offers by INR 200/t (\$2.5/t)

2025-01-08

READ MORE

Fe 62% Australian iron ore fines

Iron ore fines Fe 62% 97.25/dmt (0.20)  
CFR China 7 Jan'25



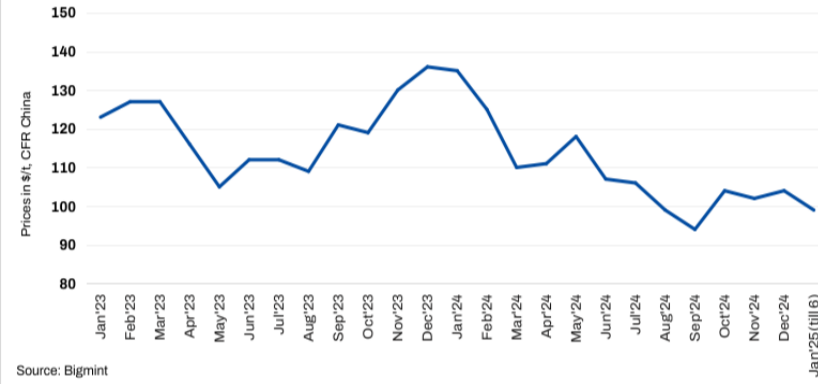
Source: Bigmint

China: Iron ore spot prices remain largely stable d-o-d

2025-01-08

READ MORE

Fe 62% Australian iron ore fines



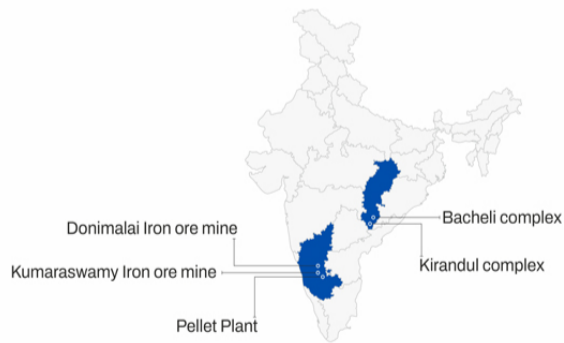
Source: Bigmint

China: Iron ore spot prices fall by \$2/t d-o-d amid thin trading activity

2025-01-07

READ MORE

NMDC's iron ore Mines location



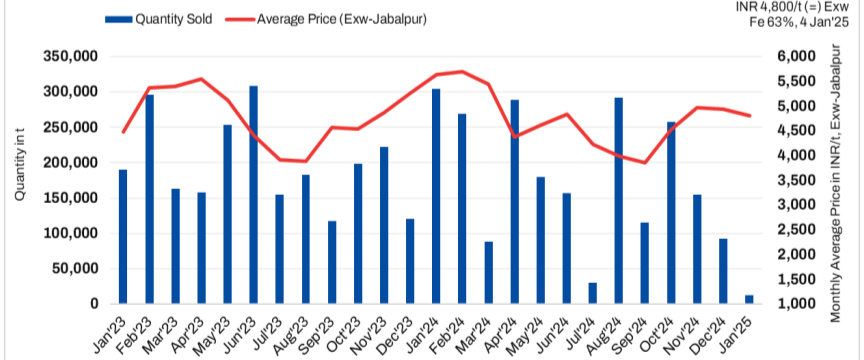
India: NMDC to auction over 200,000 t of iron ore from Chhattisgarh

2025-01-06

READ MORE

BigMint Iron Ore Concentrate Index

INR 4,800/t (=) Exw  
Fe 63%, 4 Jan'25



Source: Bigmint | Note: Iron ore concentrate trade volumes recorded by Bigmint

India: Iron ore concentrate prices remain stable in recent deal

2025-01-04

READ MORE



# Coal

## Non Coking (India)

Particular/Delivery	Size/Grade	Delivery	As On	Price	Change	1M	3M
Indian prices (in INR/MT)							
Ex-Gangavaram	RB2 (5500 NAR), S.Africa	Ex-Port	13 Jan   16.55 IST	8,900	-50	-550	-600
	RB3 (4800 NAR), South Africa	Ex-Port	13 Jan   16.55 IST	7,300	0	-550	-350

## Met Coke (India)

Particular/Delivery	Size/Grade	Delivery	As On	Price	Change	1M	3M
Indian prices (in INR/MT)							
Ex-Jajpur	25-90 mm, Blast Furnace-grade	Ex-Yard	08 Jan   16.51 IST	32,800	+800	+1,500	-700
Ex-Gandhidham	25-90 mm, Blast Furnace-grade	Ex-Yard	08 Jan   16.51 IST	28,800	+400	+400	-800

## Coking (Global)

Particular/Delivery	Size/Grade	Delivery	As On	Price	Change	1M	3M
Global prices (in USD/MT)							
CNF India	0-40mm, HCC 64 Mid Vol, Australia	-	13 Jan   10.58 IST	\$165	0	-11.4	-17
	0-40mm, Premium HCC, Australia	-	13 Jan   10.58 IST	\$208	0	-9.6	-7.6
	Low Vol PCI, Australia	-	13 Jan   10.58 IST	\$163	0	-4.6	-12
FOB Australia	0-40mm, Low Vol PCI	-	13 Jan   11.00 IST	\$151	0	-4	-9.2
	HCC 64 Mid Vol	-	13 Jan   11.00 IST	\$155	0	-9.4	-12
	Premium HCC	-	13 Jan   11.00 IST	\$196	0	-9	-4.6

## Non Coking (Global)

Particular/Delivery	Size/Grade	Delivery	As On	Price	Change	1M	3M
Global prices (in USD/MT)							
CNF India	RB1 (6000 NAR), S.Africa	-	13 Jan   13.18 IST	\$108.5	-4.5	-5.5	-9.5
	RB2 (5500 NAR), S.Africa	-	13 Jan   13.18 IST	\$93.5	-3.5	-7.5	-11.1
	RB3 (4800 NAR), S.Africa	-	13 Jan   13.18 IST	\$73	-4	-8.4	-11.6
FOB South Africa	RB1 (6000 NAR)	-	13 Jan   13.17 IST	\$97	-4	-4.8	-5
	RB2 (5500 NAR)	-	13 Jan   13.17 IST	\$82	-3	-6.8	-7.5
	RB3 (4800 NAR)	-	13 Jan   13.17 IST	\$62.5	-2.5	-6.7	-7.5

## Met Coke (Global)

Particular/Delivery	Size/Grade	Delivery	As On	Price	Change	1M	3M
Global prices (in USD/MT)							
FOB China	25-90mm, 64% CSR	-	09 Jan   16.55 IST	\$245	-7	-9	-26
CNF India	25-90mm, 64% CSR, China	-	09 Jan   17.01 IST	\$263	-5	-7	-17
	64% CSR, Japan origin	-	12 Dec   17.11 IST	\$354	0	0	0

Note:- W-O-W: Week On Week, 1M: Change over last month, 3M: Change over last 3 months

# Scrap & Metallic

## Sponge (India)

Region	Particular	Sponge Iron (C-DRI)				Pellet Sponge (P-DRI)			
		Price	Change	W-O-W	1M	Price	Change	W-O-W	1M
Indian prices (in INR/MT) <span style="float: right;">As on 13 Jan 2025</span>									
North India	Mandi Gobindgarh	30,300	0	- 500	- 400	-	-	-	-
East India	Durgapur	26,700	+ 100	+ 100	0	24,400	0	+ 100	- 200
East India	Rourkela	25,600	- 100	- 250	- 850	-	-	-	-
Central India	Raigarh	25,800	+ 150	- 300	- 650	23,700	+ 50	- 300	- 650
Central India	Raipur	29,050	+ 50	- 250	- 150	24,300	+ 150	- 200	- 550
South India	Bellary	25,750	- 50	- 650	- 1,000	24,700	- 100	- 700	- 800
Eastern India	Ramgarh	26,200	0	- 300	- 500	24,000	0	- 300	- 500
East India	Jharsugda	-	-	-	-	23,000	+ 100	- 200	- 500
South India	Chennai	-	-	-	-	25,700	0	- 500	- 600
South India	Hyderabad	-	-	-	-	25,500	- 100	- 600	- 700

All prices are basic, GST extra.

## Pig Iron (India)

Particular/Delivery	Size/Grade	Delivery	As On	Price	Change	1M	3M
Indian prices (in INR/MT)							
DAP-Ludhiana	Steel Grade	DAP	13 Jan   17.23 IST	35,700	- 100	- 100	- 3,800
Ex-Bokaro	Steel Grade	Ex-Plant,Bokaro	01 Jan   17.35 IST	31,350	+ 450	- 3,650	- 5,750
Ex-Burnpur	Steel Grade	Ex-Plant,Burnpur	31 May   16.00 IST	40,500	- 2,500	0	0
Ex-Durgapur	Steel Grade	Ex-Works	13 Jan   17.23 IST	33,500	0	+ 250	- 6,250
		Ex-Plant,Durgapur	01 Jan   17.35 IST	32,900	+ 500	+ 500	- 5,850
Ex-Rourkela	Steel Grade	Ex-Plant,Rourkela	31 Dec   17.04 IST	32,800	+ 700	+ 700	- 4,000
Ex-Bhilai	Steel Grade	Ex-Plant,Bhilai	13 Jan   17.44 IST	31,600	+ 450	- 1,900	- 7,100
DAP-Raigarh	Steel Grade	DAP	13 Jan   17.23 IST	32,950	- 150	+ 100	- 5,150
DAP-Raipur	Steel Grade	DAP	13 Jan   17.23 IST	32,600	+ 150	+ 100	- 5,000
DAP-Hyderabad	Steel Grade	DAP	13 Jan   13.29 IST	33,200	- 100	- 300	- 5,200
DAP-Delhi	Foundry Grade	DAP	13 Jan   13.18 IST	38,700	0	- 1,100	- 4,100
DAP-Ludhiana	Foundry Grade	DAP	13 Jan   13.18 IST	38,800	0	- 1,000	- 3,700
Ex-Durgapur	Foundry Grade	Ex-Works	13 Jan   13.18 IST	37,500	0	- 1,000	- 5,000
Ex-Kharagpur	Foundry Grade	Ex-Works	13 Jan   13.18 IST	37,500	0	- 1,000	- 5,000
DAP-Ahmedabad	Foundry Grade	DAP	13 Jan   13.18 IST	41,500	0	0	- 3,500
DAP-Kolhapur	Foundry Grade	DAP	13 Jan   13.18 IST	42,300	0	- 1,500	- 3,200
DAP-Coimbatore	Foundry Grade	DAP	13 Jan   13.18 IST	42,800	0	- 1,000	NA

Indian pig iron price assessment frequency has been increased from weekly to daily basis.

## Re - Rolling Scrap (India)

Indian prices (in INR/MT)							
Ex-Alang	15-18mm(10 ANE), Ship Breaking	Ex-Yard	13 Jan   11.09 IST	39,800	+ 100	- 200	- 1,200
	1 Inch, Ship Breaking	Ex-Yard	13 Jan   11.09 IST	39,800	+ 100	- 200	- 1,200
	12-14mm(8 ANE), Ship Breaking	Ex-Yard	13 Jan   11.09 IST	39,300	+ 100	- 200	- 1,200
	5-10 KG, Ship Breaking	Ex-Yard	13 Jan   11.09 IST	38,800	0	- 400	- 1,200
	9-11mm(6 ANE), Ship Breaking	Ex-Yard	13 Jan   11.09 IST	38,000	+ 100	- 200	- 1,000
	2-5 KG, Ship Breaking	Ex-Yard	13 Jan   11.09 IST	37,800	0	- 400	- 1,200
	6-8mm(4 ANE), Ship Breaking	Ex-Yard	13 Jan   11.09 IST	37,000	+ 100	- 200	- 1,000
	1-2 KG, Ship Breaking	Ex-Yard	13 Jan   10.42 IST	34,700	0	- 1,500	- 1,200
	Attachment, Ship Breaking	Ex-Yard	13 Jan   10.42 IST	34,500	0	- 1,500	- 1,200
	HMS(80:20), Ship Breaking	Ex-Yard	13 Jan   10.42 IST	33,000	0	- 1,500	- 1,200
	19-22mm(12 ANE), Ship Breaking	Ex-Yard	13 Jan   11.09 IST	39,800	+ 100	- 200	- 1,200

## Melting Scrap (India)

Particular/Delivery	Size/Grade	Delivery	As On	Price	Change	1M	3M
Indian prices (in INR/MT)							
Ex-Ludhiana	CI Scrap, Mixed Size	DAP	13 Jan   17.25 IST	36,500	0	-500	-2,200
	Turning Boring Scrap	DAP	13 Jan   17.25 IST	33,100	0	-300	-1,400
	CR Busheling (Loose)	DAP	13 Jan   17.25 IST	37,300	0	-500	-700
	End Cutting	DAP	13 Jan   17.25 IST	36,300	0	-500	-1,000
Ex-Mandi	HMS(80:20)	DAP	13 Jan   17.25 IST	33,500	+200	-700	-1,100
	LMS (Light Melting Scrap)	DAP	13 Jan   17.25 IST	31,600	+200	-700	-1,700
	End Cutting	DAP	13 Jan   17.25 IST	36,700	+200	-200	-900
	CR Busheling (Loose)	DAP	13 Jan   17.25 IST	37,800	+200	-400	-600
Ex-Durgapur	HMS(80:20)	DAP	13 Jan   17.25 IST	33,200	0	+400	-1,600
Ex-Raipur	End Cutting	DAP	13 Jan   17.25 IST	34,100	-100	-150	-2,900
	HMS(80:20)	DAP	13 Jan   17.25 IST	32,100	-100	-150	-2,900
Ex-Ahmedabad	HMS(80:20)	DAP	13 Jan   17.25 IST	32,500	-100	-500	-700
	CR Busheling (Bundle)	DAP	13 Jan   17.25 IST	36,800	-200	-500	-1,700
Ex-Alang	HMS(80:20)	Ex-Yard	13 Jan   17.25 IST	33,000	0	-1,500	-1,200
Ex-Jalna	HMS(80:20)	DAP	13 Jan   17.25 IST	31,900	0	+100	-900
	CR Busheling (Loose)	DAP	13 Jan   17.25 IST	34,800	0	0	-1,000
Ex-Mumbai	HMS(80:20)	DAP	13 Jan   17.25 IST	32,000	-100	-800	-1,200
Ex-Chennai	HMS(90:10)	DAP	13 Jan   17.25 IST	32,600	0	-600	-1,400
	CR Busheling (Bundle)	DAP	13 Jan   17.25 IST	34,200	0	-600	-1,600
	Turning Boring Scrap	DAP	13 Jan   17.25 IST	29,700	0	-600	-1,500
	HMS(80:20)	DAP	13 Jan   17.25 IST	30,600	0	-700	-1,500
Ex-Coimbatore	CI Scrap, Mixed Size	DAP	13 Jan   17.25 IST	34,900	0	-1,500	-2,100
Ex-Hyderabad	HMS(90:10)	DAP	13 Jan   17.25 IST	31,700	-100	+200	-600
	HMS(80:20)	DAP	13 Jan   17.25 IST	30,200	-100	+200	-600
Ex-Bhilai	9-13 Meters, 60 KG	Ex-works	23 Sep   19.00 IST	41,000	0	-2,700	-150

## Mill Scale (India)

Indian prices (in INR/MT)							
Ex Plant, Raipur	Fines, Fe 70/68%	EXW	11 Jan   14.24 IST	6,700	-200	-500	-500
Ex-Kandla	Fines, Fe 70/68%	DAP	11 Jan   14.24 IST	7,100	+100	+200	+100

## Sponge Iron (Global)

Particular/Delivery	Size/Grade	Delivery	As On	Price	Change	1M	3M
Global prices (in USD/MT)							
CNF Bangladesh	FeM 80% (+/-1), 100% lumps	-	09 Jan   17.37 IST	\$340	-14	-10	-57
CNF Nepal	Mix (70% lumps, 30% fines), FeM 80% (+/-1)	-	09 Jan   17.37 IST	\$337	-15	-3	-47

## Melting Scrap (Global)

Global prices (in USD/MT)							
FOB Europe	HMS 80:20 (Bulk)	-	08 Jan   17.00 IST	\$320	-2	-8	-21
FOB USA	HMS 80:20	-	13 Jan   17.22 IST	\$317	-2	-7.8	-25
	Shredded	-	13 Jan   17.22 IST	\$337	-2	-7.8	-25
CNF Bangladesh	H2 (Bulk, Japan origin)	-	08 Jan   17.32 IST	\$348	-1	-13	-22
	HMS 80:20 (Bulk, US Origin)	-	08 Jan   17.32 IST	\$364	0	-6	-17
	HMS 80:20 (Containers, Europe Origin)	-	13 Jan   18.30 IST	\$368	-3	-2.2	-21
	Shredded (Containers, UK Origin)	-	13 Jan   18.30 IST	\$386	-5	-6	-15
CNF China	H2	-	13 Jan   12.01 IST	\$345	0	-2.4	-10.6
	HMS 80:20 (Bulk)	-	13 Jan   12.01 IST	\$320	0	0	-21.2
	Shredded	-	13 Jan   12.01 IST	\$385	0	-5	-10
CNF India	HMS 80:20 (Europe Origin, Containers)	-	13 Jan   18.30 IST	\$355	-3	-10.8	-23
	HMS 80:20 (West Africa Origin, Containers)	-	13 Jan   18.30 IST	\$360	-5	-5.4	-16.8
	HMS 80:20 (West Africa Origin, Containers)	-	13 Jan   18.30 IST	\$365	-2	-2.2	-15
	Shredded (Europe Origin, Containers)	-	13 Jan   18.30 IST	\$380	-3	-7.8	-17.2
	Shredded (US Origin, Containers)	-	13 Jan   18.30 IST	\$379	-1	-6.6	-15.6
CNF Pakistan	Shredded (Containers, Europe Origin)	-	13 Jan   18.30 IST	\$384	-4	-6.8	-14
CNF Taiwan	HMS 80:20 (US Origin, Containers)	-	08 Jan   11.53 IST	\$285	0	-10	-45
CNF Thailand	HMS 70:30	-	29 Jan   17.41 IST	\$352	+2	NA	NA
CNF Turkey	HMS 80:20 (Bulk, US Origin)	-	13 Jan   18.30 IST	\$341	-2	-10.4	-29.6

CNF Vietnam	H2, (Bulk,Japan origin)	-	13 Jan   18.30 IST	\$315	-7	-12	-29
	HMS 80:20 (Bulk, US Origin)	-	13 Jan   18.30 IST	\$340	-8	-10	-26

## Pig Iron (Global)

Particular/Delivery	Size/Grade	Delivery	As On	Price	Change	1M	3M
Global prices (in USD/MT)							
FOB Black Sea	Steel Grade	-	11 Jan   15.23 IST	\$318	0	-2	-40
FOB Brazil	Steel Grade	-	11 Jan   15.23 IST	\$405	0	-17	-27
CNF Italy	Steel Grade	-	11 Jan   15.25 IST	\$366	0	-2	-40

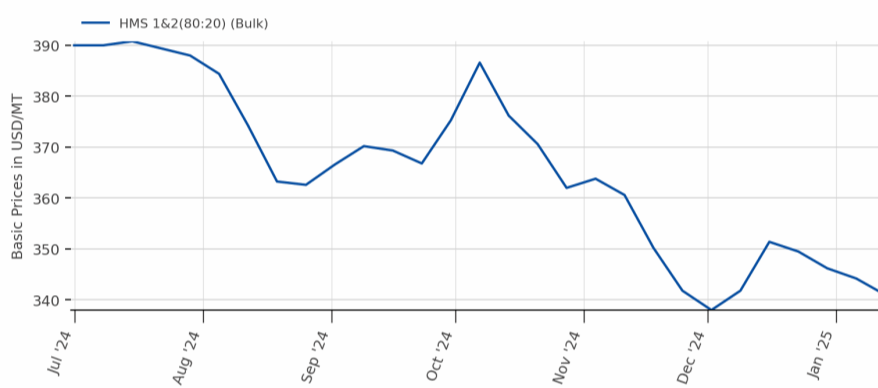
Weekly Assessment,, \*Tender Prices in export

## Ship Breaking (Global)

Global prices (in USD/MT)							
CNF Bangladesh	Containers	-	07 Jan   13.14 IST	\$490	-10	-10	0
	Tanker	-	07 Jan   13.14 IST	\$480	-10	-10	0
CNF India	Containers	-	07 Jan   13.14 IST	\$480	-10	-10	-30
	Tanker	-	07 Jan   13.14 IST	\$470	-10	-10	-30
CNF Pakistan	Containers	-	07 Jan   13.14 IST	\$470	-10	-10	-30
	Tanker	-	07 Jan   13.14 IST	\$460	-10	-10	-30
CNF Turkey	Containers	-	07 Jan   13.14 IST	\$330	0	0	-20
	Tanker	-	07 Jan   13.14 IST	\$320	0	0	-20

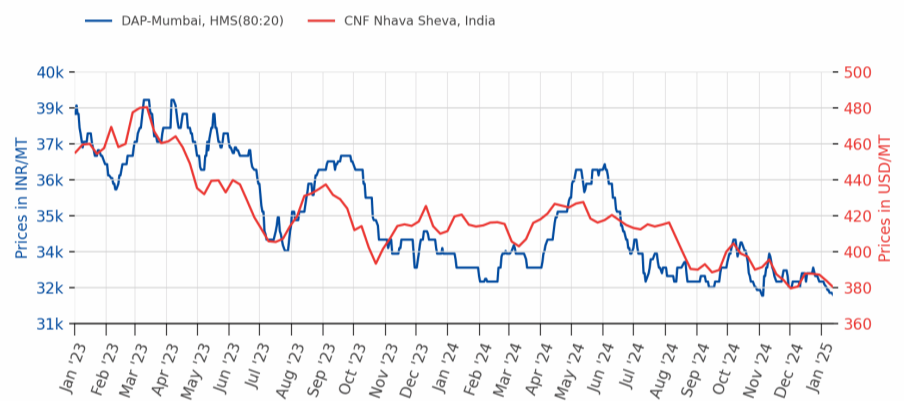
Note:- W-O-W: Week On Week, 1M: Change over last month, 3M: Change over last 3 months

Melting Scrap, CNF Turkey



Source:BigMint

Melting Scrap DAP Mumbai/CNF India



Source:BigMint

# Scrap & Metallic News

### South Asia: Imported shredded scrap offers from UK/Europe

Source: BigMint

**South Asia: Imported ferrous scrap offers drop by up to \$5/t amid subdued demand**

2025-01-13 [READ MORE](#)

### India Sponge iron price & Trade volume

Source: BigMint Research

**India: Sponge iron prices show varying trends amid improved buying - 13 Jan**

2025-01-13 [READ MORE](#)

### India: Melting scrap index DAP-Mandi Gobindgarh (End Cutting vs Billet)

Source: BigMint

**India: BigMint's scrap index up by INR 200/t amid improvement in semis' tags**

2025-01-13 [READ MORE](#)

### Vietnam: Imported bulk scrap prices

Source: BigMint

**Vietnam: Bulk ferrous scrap import prices fall \$8/t; demand weak ahead of Lunar holidays**

2025-01-13 [READ MORE](#)

### SAIL Bhilai pig iron auction summary

Source: BigMint

**India: Around 10,000 t of pig iron sold at SAIL-BSP's auction**

2025-01-13 [READ MORE](#)

### Ship breaking scrap prices, exw Alang

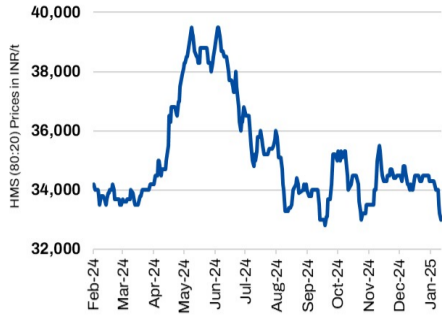
Prices as on 13 Jan'25, Source: BigMint

Grades	Prices	D-O-D Change	W-Q-W Change
HMS (80:20)	33,000	0	-1,000
Attachment	34,500	0	-1,000
1-2 Kg	34,700	0	-1,000
2-5 Kg	37,800	0	-400
5-10 Kg	38,800	0	-400
6-8 mm (4 ANE)	37,000	+100	-200
9-11 mm (6 ANE)	38,000	+100	-200
12-14 mm (8 ANE)	39,300	+100	-200
15-18 mm (10 ANE)	39,800	+100	-200
19-22 mm (12 ANE)	39,800	+100	-200
1 Inch	39,800	+100	-200

**India: Melting scrap prices remain stable d-o-d in Alang**

2025-01-13 [READ MORE](#)

### Ship breaking scrap prices, exw Alang



Grades	Prices	D-O-D Change	W-O-W Change
HMS(80:20)	33,000	-200	-1,300
Attachment	34,500	-200	-1,300
1-2 Kg	34,700	-200	-1,300
2-5 Kg	37,800	-200	-400
5-10 Kg	38,800	-200	-400
6-8 mm (4 ANE)	36,900	-100	-300
9-11 mm (8 ANE)	37,900	-100	-300
12-14 mm (8 ANE)	39,200	-100	-300
15-18 mm (10 ANE)	39,700	-100	-300
19-22 mm (12 ANE)	39,700	-100	-300
1 Inch	39,700	-100	-300

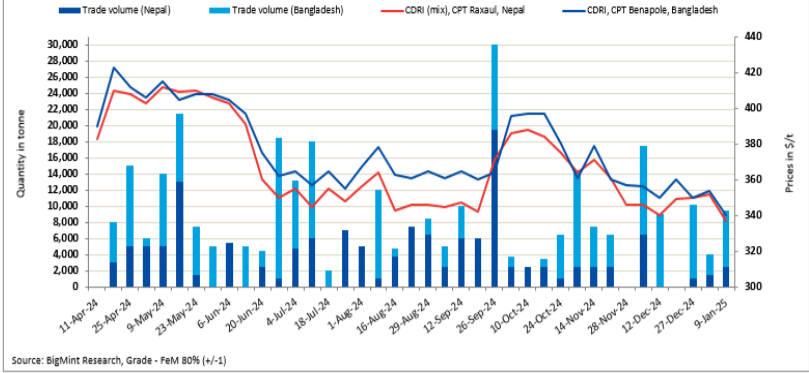
Prices as on 11 Jan'25, Source: Bigmint

### India: Alang's melting scrap prices decline INR 200/t d-o-d

2025-01-11

[READ MORE](#)

### India: Sponge iron Export Trade Vs Prices



Source: BigMint Research, Grade - FeM 80% (+/-1)

### India: Sponge iron export offers for Nepal, Bangladesh plummet \$14-15/t w-o-w

2025-01-10

[READ MORE](#)

### Japan: Bids in monthly Kanto scrap export tender



Source: BigMint

### Japan: Kanto H2 scrap export tender sees hike of \$13/t m-o-m in Jan'25

2025-01-10

[READ MORE](#)



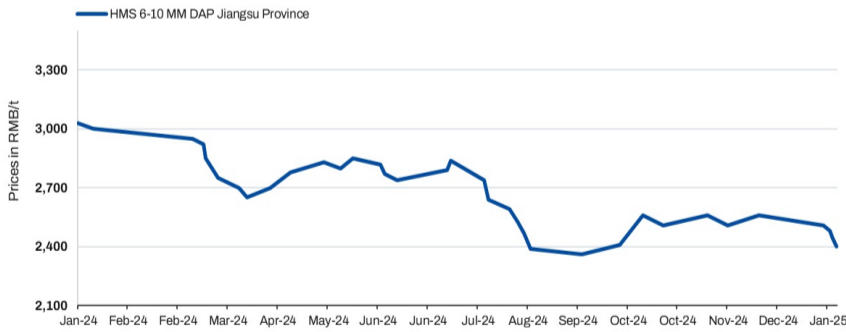
### South Korea: Steel mills' scrap purchase price update

### South Korea: Major mills hike scrap procurement prices by \$7/t

2025-01-10

[READ MORE](#)

### China: Shagang Steel scrap purchase price trend



Source: BigMint

### China: Shagang Steel reduces scrap procurement prices by \$7/t

2025-01-09

[READ MORE](#)



### Turkish imported bulk ferrous scrap deal updates

### Turkiye: Imported scrap prices remain range-bound amid multiple deals for EU, US cargo

2025-01-09

[READ MORE](#)

# Steel

## Ingot/Billet (India)

Region	Particular	INGOT				BILLET			
		Price	Change	W-O-W	1M	Price	Change	W-O-W	1M
Indian prices (in INR/MT) <span style="float: right;">As on 13 Jan 2025</span>									
North India	Ghaziabad	41,000	+ 500	+ 300	- 300	-	-	-	-
North India	Ludhiana	42,800	0	- 400	- 500	-	-	-	-
North India	Mandi Gobindgarh	42,100	+ 300	- 300	- 150	42,100	+ 300	- 300	- 150
North India	Muzaffarnagar	40,800	+ 500	+ 300	- 400	-	-	-	-
East India	Rourkela	36,800	0	- 400	- 500	37,700	0	- 300	- 300
Central India	Raigarh	38,200	+ 100	- 300	0	38,500	+ 200	- 300	0
Central India	Raipur	38,500	0	- 500	- 100	38,900	+ 200	- 400	- 150
West India	Ahmedabad	41,500	- 300	- 900	- 300	42,500	+ 200	- 1,000	- 500
West India	Jaipur	40,500	+ 100	- 800	- 250	-	-	-	-
West India	Mumbai	41,600	+ 100	- 200	+ 100	42,100	+ 100	- 200	+ 100
East India	Durgapur	-	-	-	-	39,100	+ 100	- 100	+ 350
East India	Kolkata	-	-	-	-	39,800	+ 100	- 100	+ 450
West India	Bhavnagar	-	-	-	-	42,100	+ 100	- 900	- 400
West India	Goa	-	-	-	-	40,500	0	- 300	0
West India	Jalna	-	-	-	-	41,200	- 100	- 600	0
South India	Chennai	-	-	-	-	42,000	0	0	+ 500
South India	HINDPUR	-	-	-	-	40,800	0	- 1,000	- 400
South India	Hyderabad	-	-	-	-	40,000	0	- 500	- 500
Eastern India	Ramgarh	-	-	-	-	39,000	0	- 200	0

All prices are basic, GST @ 18% extra. Ingot - 3.5"\*4.5", Commercial Grade, Billet - 100\*100

## Rebar (India)

Particular/Delivery	Size/Grade	Delivery	As On	Price	PRICE @ 18%GST	Change	1M	3M
Indian prices (in INR/MT)								
Exy-Delhi/NCR	12-32mm, BF Route, IS 1786 Fe 550D	Ex-Yard	10 Jan   17.32 IST	51,900	61,200	- 200	- 500	- 3,000
	12-32mm, BF Route, IS 1786 Fe 500D	Ex-Yard	10 Jan   17.32 IST	51,900	61,200	- 200	- 500	- 3,000
Exy-Durgapur	12-32mm BF Route, IS 1786 Fe 550D	Ex-Yard	10 Jan   17.32 IST	51,700	61,000	0	- 200	- 1,700
	12-32mm BF Route, IS 1786 Fe 500D	Ex-Yard	10 Jan   17.32 IST	51,700	61,000	0	- 200	- 1,700
Exy-Ahmedabad	12-32mm BF Route, IS 1786 Fe 500D	Ex-Yard	10 Jan   17.32 IST	52,300	61,700	- 100	- 600	- 2,100
	12-32mm BF Route, IS 1786 Fe 550D	Ex-Yard	10 Jan   17.32 IST	52,300	61,700	- 100	- 600	- 2,100
Exy-Mumbai	12-32mm, BF Route, IS 1786 Fe 500D	Ex-Yard	10 Jan   17.32 IST	52,500	62,000	- 100	- 500	- 2,000
	12-32mm, BF Route, IS 1786 Fe 550D	Ex-Yard	10 Jan   17.32 IST	52,500	62,000	- 100	- 500	- 2,000
Exy-Bangalore	12-32mm, BF Route, IS 1786 Fe 500D	Ex-Yard	10 Jan   17.32 IST	51,600	60,900	- 300	- 1,500	- 3,000
	12-32mm, BF Route, IS 1786 Fe 550D	Ex-Yard	10 Jan   17.32 IST	51,600	60,900	- 300	- 1,500	- 3,000
Exy-Chennai	12-32mm, BF Route, IS 1786 Fe 500D	Ex-Yard	10 Jan   17.32 IST	51,200	60,400	0	- 1,800	- 3,400
	12-32mm, BF Route, IS 1786 Fe 550D	Ex-Yard	10 Jan   17.32 IST	51,200	60,400	0	- 1,800	- 3,400
Exy-Hyderabad	12-32mm, BF Route, IS 1786 Fe 500D	Ex-Yard	10 Jan   17.32 IST	50,800	59,900	- 300	- 2,200	- 3,400
	12-32mm, BF Route, IS 1786 Fe 550D	Ex-Yard	10 Jan   17.32 IST	50,800	59,900	- 300	- 2,200	- 3,400
Indian prices (in INR/MT)								
Ex-Delhi/NCR	12-25mm, IF Route, Fe 500, IS 1786	Ex-Works	13 Jan   17.41 IST	44,700	52,700	+ 200	- 500	- 3,200
Ex-Jaipur	12-25mm IF route, Fe 500, IS 1786	Ex-Works	13 Jan   17.41 IST	44,700	52,700	+ 300	+ 300	- 1,200
Ex-Mandi Gobindgarh	12-25mm, IF Route, Fe 500, IS 1786	Ex-Works	13 Jan   13.40 IST	46,500	54,900	0	- 300	- 2,100
Ex-Muzaffarnagar	12-25mm, IF Route, Fe 500, IS 1786	Ex-Works	13 Jan   17.41 IST	44,700	52,700	+ 300	+ 300	- 2,100
Ex-Durgapur	12-25mm, IF Route, Fe 500D, IS 1786	Ex-Works	13 Jan   17.41 IST	43,700	51,600	+ 100	+ 200	- 2,300
	12-25mm, IF Route, Fe 500, IS 1786	Ex-Works	13 Jan   17.41 IST	41,600	49,100	+ 100	+ 200	- 2,300
Ex-Rourkela	12-25mm, IF Route, Fe 500D, IS 1786	Ex-Works	13 Jan   13.40 IST	45,800	54,000	0	- 200	- 3,700
	12-25mm, IF Route, Fe 500, IS 1786	Ex-Works	13 Jan   13.40 IST	41,600	49,100	0	- 200	- 2,600
Ex-Raigarh	12-25mm, IF Route, Fe 500, IS 1786	Ex-Works	13 Jan   13.40 IST	41,300	48,700	+ 200	- 900	- 1,700
Ex-Raipur	12-25mm, IF Route, Fe 500D, IS 1786	Ex-Works	13 Jan   13.40 IST	45,200	53,300	0	- 100	- 2,100
	12-25mm, IF Route, Fe 500, IS 1786	Ex-Works	13 Jan   17.41 IST	41,600	49,100	+ 100	- 700	- 1,800
Ex-Ahmedabad	12-25mm, IF Route, Fe 500, IS 1786	FOR	13 Jan   13.40 IST	47,600	56,200	- 200	+ 800	+ 1,100

Ex-Goa	12-25mm, IF Route, Fe 500, IS 1786	Ex-Works	13 Jan   13.40 IST	46,400	54,800	0	-400	-2,100
Ex-Jalna	12-25mm, IF Route, Fe 500, IS 1786	Ex-Works	13 Jan   13.40 IST	46,300	54,600	+200	-900	-2,200
Ex-Mumbai	12-25mm, IF Route, Fe 500, IS 1786	Ex-Works	13 Jan   13.40 IST	47,000	55,500	0	+100	-1,500
Ex-Bangalore	12-25mm, IF Route, Fe 550D, IS 1786	Ex-Works	13 Jan   13.40 IST	49,500	58,400	-200	+100	-3,300
	12-25mm, IF Route, Fe 550, IS 1786	Ex-Works	13 Jan   13.40 IST	46,400	54,800	-400	-300	-2,600
Ex-Chennai	12-25mm, IF Route, Fe 500, IS 1786	Ex-Works	13 Jan   13.40 IST	45,800	54,000	0	0	-1,700
Ex-Hyderabad	12-25mm, IF Route, Fe 500, IS 1786	Ex-Works	13 Jan   13.40 IST	43,800	51,700	0	-200	-1,700
Ex-Patna	12-25mm IF route, Fe 500, IS 1786	Ex-Works	13 Jan   13.40 IST	42,600	50,300	-200	+1,600	-1,400

## Structure (Medium & Small Scale Producers) (India)

Region/Zone	Particular	40 ANGLE	Change	1M	75 CHANNEL	Change	1M	200 BEAM	Change	1M
Indian prices (in INR/MT)										
North India	Ghaziabad	-	-	-	-	-	-	48,000	0	-400
East India	Durgapur	43,600	0	-200	43,600	0	-200	44,250	0	-400
Central India	Raipur	44,300	+100	-200	43,700	+100	-200	-	-	-
West India	Ahmedabad	46,600	0	-100	46,600	0	-100	-	-	-
West India	Mumbai	48,800	+200	+300	49,600	+200	+300	-	-	-
South India	Hyderabad	46,700	0	+200	46,300	0	+200	-	-	-

Indian Structure price assessment frequency has been increased from weekly to daily basis, All prices are basic, Commercial Grade, Basic Price GST @ 18% extra

## Wire Rod (India)

Particular	Size/Grade	Raipur	Change	W-O-W	Durgapur	Change	W-O-W
Indian prices (in INR/MT)							
SWRY 14 LC Gr 3, Induction route	5.5 mm	42,800	+100	-200	42,100	0	0
HB Wire, Induction route	12 Gauge	45,100	+100	-200	44,600	0	0
GI Wire, Induction route	12 Gauge	49,100	0	+100	52,100	0	0
Binding Wire, Induction route	20 Gauge	51,200	+100	-200	50,900	0	0
Barbed Wire, Induction route	12*12 Gauge	51,100	0	-100	55,100	0	0

Daily Assessment, Commercial Grade, Basic Price GST @ 18% extra

## HRC (India)

Particular/Delivery	Size/Grade	Delivery	As On	Price	Change	1M	3M
Indian prices (in INR/MT)							
Delhi	2.5-8mm / CTL, IS2062, Gr E250 Br.	Ex-stockyard	10 Jan   18.39 IST	47,300	-200	0	-1,200
	2.5-8mm / CTL, IS2062, Gr E350 Br.	Ex-stockyard	10 Jan   18.39 IST	50,600	-200	+600	-900
Faridabad	1.8mm / CTL, IS2062, Gr E250 Br.	Ex-stockyard	10 Jan   18.39 IST	49,100	-200	+600	-900
	2.5-8mm / CTL, IS2062, Gr E250 Br.	Ex-stockyard	10 Jan   18.39 IST	47,600	-200	+600	-900
Ludhiana	2.5-8mm / CTL, IS2062, Gr E250 Br.	Ex-stockyard	10 Jan   18.39 IST	48,000	0	+850	-1,400
Kolkata	2.5-8mm / CTL, IS2062, Gr E250 Br.	Ex-stockyard	10 Jan   18.39 IST	45,600	-100	+650	-1,000
Ahmedabad	2.5-8mm / CTL, IS2062, Gr E250 Br.	Ex-stockyard	10 Jan   18.39 IST	48,300	+100	+350	-1,150
	1.8mm / CTL, IS2062, Gr E250 Br.	Ex-stockyard	10 Jan   18.39 IST	48,100	0	-450	-1,950
Mumbai	2.5-8mm / CTL, IS2062, Gr E250 Br.	Ex-stockyard	10 Jan   18.39 IST	46,600	0	-500	-1,950
	2.5-8mm / CTL, IS2062, Gr E350 Br.	Ex-stockyard	10 Jan   18.39 IST	49,600	0	-500	-1,950
Bangalore	2.5-8mm / CTL, IS2062, Gr E250 Br.	Ex-stockyard	10 Jan   18.39 IST	49,800	0	-850	-1,700
Chennai	1.8mm / CTL, IS2062, Gr E250 Br.	Ex-stockyard	10 Jan   18.39 IST	50,100	0	-100	-1,850
	2.5-8mm / CTL, IS2062, Gr E250 Br.	Ex-stockyard	10 Jan   18.39 IST	48,600	0	-100	-1,400
Hyderabad	2.5-8mm / CTL, IS2062, Gr E250 Br.	Ex-stockyard	10 Jan   18.39 IST	47,000	-100	-600	-1,350

Weekly Assessment, Commercial Grade, \*Basic Price GST @ 18% extra.,

## CRC (India)

Particular/Delivery	Size/Grade	Delivery	As On	Price	Change	1M	3M
Indian prices (in INR/MT)							
Delhi	0.90mm / CTL, IS 513, CR1	Ex-stockyard	10 Jan   18.42 IST	53,700	0	-800	-2,800
Faridabad	0.5mm / CTL, IS 513, CR1	Ex-stockyard	10 Jan   18.42 IST	55,000	0	+300	-2,550
	0.90mm / CTL, IS 513, CR1	Ex-stockyard	10 Jan   18.42 IST	53,500	0	+300	-2,550
Ludhiana	0.90mm / CTL, IS 513, CR1	Ex-stockyard	10 Jan   18.42 IST	53,500	0	-250	-2,450
Kolkata	0.90mm / CTL, IS 513, CR1	Ex-stockyard	10 Jan   18.42 IST	50,800	-200	+350	-2,200
Ahmedabad	0.90mm / CTL, IS 513, CR1	Ex-stockyard	10 Jan   18.42 IST	55,600	-200	+450	-1,150



<b>Mumbai</b>	0.5mm / CTL, IS 513, CR1	Ex-stockyard	10 Jan   18.42 IST	54,900	0	-150	-2,450
	0.90mm / CTL, IS 513, CR1	Ex-stockyard	10 Jan   18.42 IST	53,400	0	-300	-2,450
<b>Bangalore</b>	0.9mm / CTL, IS 513, CR1	Ex-stockyard	10 Jan   18.42 IST	57,000	0	-350	-1,500
<b>Chennai</b>	0.90mm / CTL, IS 513, CR1	Ex-stockyard	10 Jan   18.42 IST	58,800	0	+300	-300
	0.5mm / CTL, IS 513, CR1	Ex-stockyard	10 Jan   18.42 IST	60,500	0	+400	-100
<b>Hyderabad</b>	0.90mm / CTL, IS 513, CR1	Ex-stockyard	10 Jan   18.42 IST	55,100	-200	-300	-1,800

Weekly Assessment, Commercial Grade, \*Basic Price GST @ 18% extra.,

## HR Plate (India)

Particular/Delivery	Size/Grade	Delivery	As On	Price	Change	1M	3M
Indian prices (in INR/MT)							
<b>Delhi</b>	60-100mm, Gr E350 Br.	Ex-stockyard	08 Jan   18.27 IST	59,600	+1,100	+1,300	-1,500
	5-10mm, Gr E350 Br.	Ex-stockyard	08 Jan   18.27 IST	52,500	+800	+1,100	0
	20-40mm, Gr E350 Br.	Ex-stockyard	08 Jan   18.27 IST	55,600	+1,000	+500	-1,600
	60-100mm, Gr E250 Br.	Ex-stockyard	08 Jan   18.27 IST	56,300	+1,200	+1,300	-1,300
	5-10mm, Gr E250 Br.	Ex-stockyard	08 Jan   18.27 IST	49,000	+700	+1,100	0
	20-40mm, Gr E250 Br.	Ex-stockyard	08 Jan   18.27 IST	52,800	+1,700	+1,200	-900
<b>Mumbai</b>	60-100mm, Gr E350 Br.	Ex-stockyard	08 Jan   18.27 IST	59,600	+1,400	+1,100	-1,600
	5-10mm, Gr E350 Br.	Ex-stockyard	08 Jan   18.27 IST	51,700	+100	0	-1,000
	20-40mm, Gr E350 Br.	Ex-stockyard	08 Jan   18.27 IST	55,600	+1,300	+1,400	-1,600
	60-100mm, Gr E250 Br.	Ex-stockyard	08 Jan   18.27 IST	56,100	+1,400	+1,200	-1,600
	5-10mm, Gr E250 Br.	Ex-stockyard	08 Jan   18.27 IST	48,200	+100	0	-1,000
	20-40mm, Gr E250 Br.	Ex-stockyard	08 Jan   18.27 IST	52,100	+1,300	+1,400	-1,900

Weekly Assessment, Commercial Grade, Basic Price GST @ 18% extra

## GP (India)

Indian prices (in INR/MT)							
<b>Delhi</b>	0.7mm / CTL, 80 GSM, IS277	Ex-stockyard	09 Jan   14.10 IST	57,000	-400	-600	-300
	0.7mm / CTL, 120 GSM, IS277	Ex-stockyard	09 Jan   14.10 IST	58,000	-400	-600	-100
	0.6mm / CTL, 120 GSM, IS277	Ex-stockyard	09 Jan   14.10 IST	59,500	-400	-600	+200
<b>Mumbai</b>	0.8mm / CTL, 80 GSM, IS277	Ex-stockyard	09 Jan   14.10 IST	56,500	-100	+100	+500
	0.8mm / CTL, 120 GSM, IS277	Ex-stockyard	09 Jan   14.10 IST	57,600	0	+200	+100
	0.6mm / CTL, 120 GSM, IS277	Ex-stockyard	09 Jan   14.10 IST	59,100	0	+200	+600
<b>Chennai</b>	0.8-1.6mm / CTL, 80 GSM, IS277	Ex-stockyard	09 Jan   14.10 IST	58,000	-400	-400	-1,400
	0.8-1.6mm / CTL, 120gsm, IS277	Ex-stockyard	09 Jan   14.10 IST	60,500	-300	-400	-800
	0.6mm / CTL, 120 GSM, IS277	Ex-stockyard	09 Jan   14.10 IST	62,000	-300	-400	-800
<b>Hyderabad</b>	0.8mm / CTL, 80 GSM, IS277	Ex-stockyard	09 Jan   14.10 IST	56,300	0	-700	-2,000
	0.8mm / CTL, 120 GSM, IS277	Ex-stockyard	09 Jan   14.10 IST	59,800	0	-700	-1,000
	0.6mm / CTL, 120 GSM, IS277	Ex-stockyard	09 Jan   14.10 IST	61,300	0	-700	-1,000

## PPGI (India)

Particular/Delivery	Size/Grade	Delivery	As On	Price	Change	1M	3M
Indian prices (in INR/MT)							
<b>Delhi</b>	0.5mm / CTL, 90 GSM, IS14246	Ex-stockyard	09 Jan   14.09 IST	67,500	-500	-700	+500
<b>Mumbai</b>	0.5mm / CTL, 90 GSM, IS14246	Ex-stockyard	09 Jan   14.09 IST	66,600	0	0	-100

## MS Pipes (India)

Indian prices (in INR/MT)							
<b>Ex-Raipur</b>	41-60 OD (Patra Based)	Ex-works	13 Jan   16.32 IST	40,800	0	-500	-1,600
<b>Ex-Mandi Gobindgarh</b>	41-60 OD (Patra Based)	Ex-works	13 Jan   16.32 IST	44,000	-200	-500	-1,200
<b>Exy-Delhi</b>	2.2-6mm, IS 1239,IS 1161 (HR Coil Based)	Ex-Yard	08 Jan   18.01 IST	52,500	0	0	+500
<b>Exy-Raipur</b>	2.2-6mm, IS 1239,IS 1161 (HR Coil Based)	Ex-Yard	08 Jan   18.01 IST	51,500	+500	0	+500
<b>Exy-Mumbai</b>	2.2-6mm, IS 1239,IS 1161 (HR Coil Based)	Ex-Yard	08 Jan   18.01 IST	51,500	0	0	+500
<b>Exy-Pune</b>	2.2-6mm, IS 1239,IS 1161 (HR Coil Based)	Ex-Yard	08 Jan   18.01 IST	51,500	0	0	+500
<b>Exy-Bangalore</b>	2.2-6mm, IS 1239,IS 1161 (HR Coil Based)	Ex-Yard	08 Jan   18.01 IST	52,000	0	0	0
<b>Exy-Hyderabad</b>	2.2-6mm, IS 1239,IS 1161 (HR Coil Based)	Ex-Yard	08 Jan   18.01 IST	52,000	0	0	0

## Billet (Global)

Particular/Delivery	Size/Grade	Delivery	As On	Price	Change	1M	3M
Global prices (in USD/MT)							
<b>FOB India</b>	150*150, 3SP/4SP	-	03 Jan   18.18 IST	\$450	-10	NA	NA
<b>FOB Iran</b>	130*130, 3SP	-	10 Jan   18.36 IST	\$444	0	-14	-22
<b>FOB Russia</b>	130*130, 3SP	-	10 Jan   18.36 IST	\$445	0	+5	-37
<b>CNF Nepal</b>	100*100, IS 2831 (IF Grade)	-	10 Jan   18.35 IST	\$478	-9	+1	-36.5

<b>CNF Philippines</b>	150*150, 3SP	-	10 Jan   18.35 IST	\$455	-5	-15	-35
<b>CNF Turkey</b>	120*120	-	10 Jan   18.35 IST	\$460	0	+5	-42

Weekly Assessment

## Rebar (Global)

Particular/Delivery	Size/Grade	Delivery	As On	Price	Change	1M	3M
Global prices (in USD/MT)							
<b>FOB Turkey</b>	12-32mm, Commercial	-	10 Jan   13.29 IST	\$570	-5	-3	-45

## Wire Rod (Global)

Particular/Delivery	Size/Grade	Delivery	As On	Price	Change	1M	3M
Global prices (in USD/MT)							
<b>CNF Nepal</b>	5.5-6.0mm, Commercial Grade	-	11 Jan   13.20 IST	\$510	-15	-5	-50
	6-8 mm, ASTM A510 SAE 1008	-	11 Jan   13.20 IST	\$600	-10	-10	-5

## HRC (Global)

Particular/Delivery	Size/Grade	Delivery	As On	Price	Change	1M	3M
Global prices (in USD/MT)							
<b>CNF Bangladesh</b>	2mm, SAE 1006 (China origin)	-	07 Jan   18.30 IST	\$500	-10	-30	-80
<b>CNF Dubai</b>	2mm, SAE1006 (India origin), SAE1006	-	07 Jan   18.30 IST	\$535	0	-15	-40
<b>CNF Europe</b>	3-4mm (China Origin), S235JR	-	07 Jan   18.30 IST	\$485	-10	-30	-60
	3mm+ (India Origin), S275	-	07 Jan   18.30 IST	\$590	0	0	-5
<b>CNF India</b>	2-12 mm, SS400 (China Origin)	-	07 Jan   18.30 IST	\$495	-10	-30	-60
	3mm, SS400 (South Korea Origin)	-	10 Dec   18.58 IST	\$540	0	0	NA
<b>CNF Nepal</b>	2mm, SAE1006 (India origin), SAE1006	-	07 Jan   18.30 IST	\$530	0	0	-15
<b>CNF Pakistan</b>	2mm, SS400 (China origin), SS400	-	07 Jan   18.30 IST	\$480	-10	-25	-60
	2mm, SS400 (Japan origin), SS400	-	24 Dec   18.32 IST	\$525	0	NA	NA
<b>CNF UAE</b>	2mm, SAE1006 (China Origin)	-	07 Jan   18.30 IST	\$500	-15	-20	-55
<b>CNF Vietnam</b>	2 mm, SAE 1006 (Formosa, skin pass)	-	11 Jan   13.01 IST	\$515	-6	-6	NA
	2-3mm, SAE 1006 (China Origin)	-	07 Jan   18.30 IST	\$495	-10	-20	-60
	Thickness - 2-6 mm, Width - 1.1-1.3m	-	03 Jan   12.41 IST	\$519	-6	NA	NA
<b>FOB Black Sea</b>	3mm, SAE1006	-	07 Jan   18.31 IST	\$485	0	-5	-15
<b>FOB China</b>	3-12mm, SS400	-	07 Jan   18.31 IST	\$465	-10	-30	-60
<b>FOB India</b>	2.5 mm, SAE1006	-	05 Nov   18.31 IST	\$535	0	NA	NA
<b>FOB Japan</b>	2mm, SS400	-	17 Dec   18.51 IST	\$505	-5	NA	NA
<b>FOB South Korea</b>	1.6-2.5mm, SAE 1006	-	10 Dec   18.47 IST	\$505	0	0	NA

## CRC (Global)

Particular/Delivery	Size/Grade	Delivery	As On	Price	Change	1M	3M
Global prices (in USD/MT)							
<b>FOB China</b>	0.90mm, SPCC	-	08 Jan   18.13 IST	\$540	-15	-20	-50
<b>FOB India</b>	0.9 mm, IS 513 Gr.O	-	08 Jan   18.13 IST	\$620	-5	-10	-20
<b>FOB Russia</b>	0.90mm, SPCC	-	08 Jan   18.13 IST	\$582	-18	-33	-28

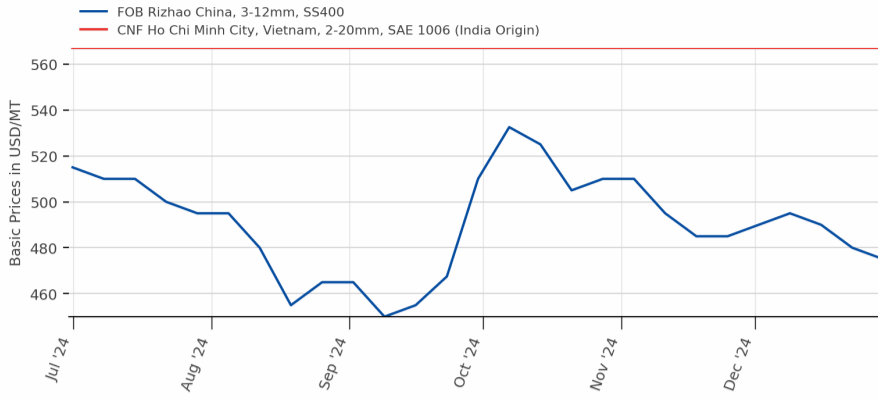
## HR Plate (Global)

Particular/Delivery	Size/Grade	Delivery	As On	Price	Change	1M	3M
Global prices (in USD/MT)							
<b>FOB China</b>	5-10mm, SS 400	-	08 Jan   18.16 IST	\$485	-25	-30	-50

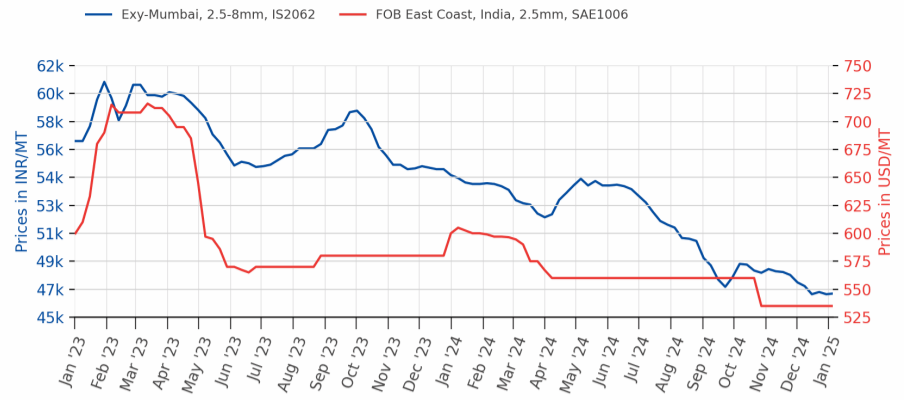
## GP (Global)

Global prices (in USD/MT)							
<b>FOB China</b>	DX51D+z80, Width 1,000-1,500 mm, thickness 0.5-2mm	-	09 Jan   18.16 IST	\$575	-10	-25	-50
<b>FOB India</b>	Width 900-1250mm, thickness 0.50mm, DX51D+z80, BS EN 10142:2000	-	09 Jan   18.16 IST	\$740	-5	-5	-5

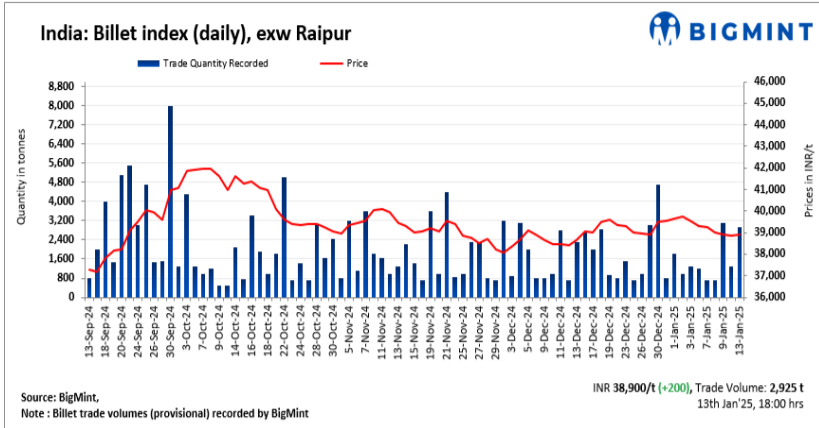
Note:- W-O-W: Week On Week, 1M: Change over last month, 3M: Change over last 3 months



Source:BigMint



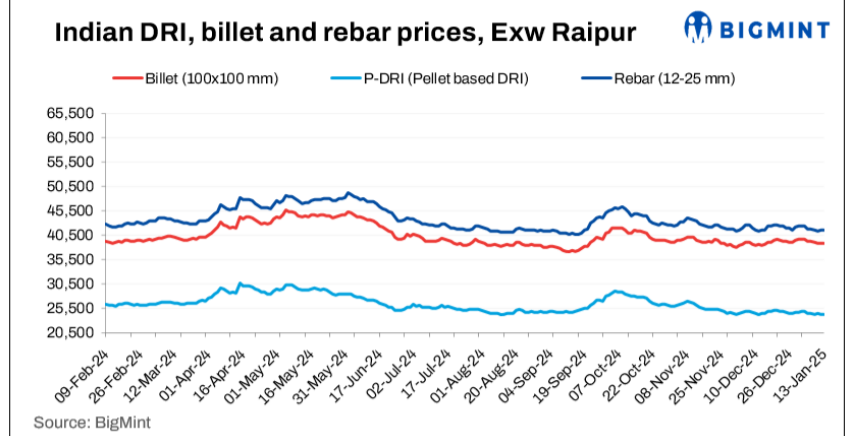
Source:BigMint



**India: BigMint's billet index rises marginally by INR 200/t d-o-d amid modest buying - 13 Jan**

2025-01-13

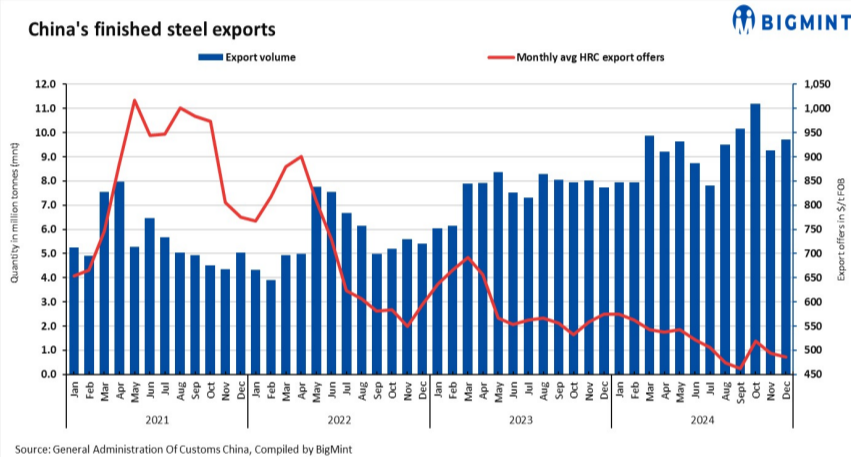
[READ MORE](#)



**Indian DRI, billet, rebar update - 13 Jan**

2025-01-13

[READ MORE](#)



**China: Steel exports surge 22% y-o-y in CY'24 amid soft domestic demand**

2025-01-13

[READ MORE](#)

**India: Brandwise rebar offers**

**India's brand-wise rebar offers from BF and IF route mills - 13 Jan**

2025-01-13

[READ MORE](#)



**Key takeaways from AISC 2.0: Young turks share their take on future trends in steel industry**

2025-01-13

[READ MORE](#)

**Weekly snapshot**

Commodity	Change in %
Coking coal	4.52 %
Billet	-1.28 %
Rebar	-0.48 %

% Change on w-o-w basis

**Weekly round-up: Domestic steel market sees downtrend w-o-w**

2025-01-13

[READ MORE](#)



## Key takeaways from AISC 2.0: Product diversification and unlocking opportunities in value-added steel sector

2025-01-13

[READ MORE](#)

## India steel indices table

Indices as on Friday	10-Jan-25	03-Jan-25	27-Dec-24	20-Dec-24	13-Dec-24
India Rebar Index	128.7 -1.1%	130.1 +0.5%	129.4 -0.5%	130.0 +0.9%	128.8 -1.3%
India Wire Rod Index	144.9 -0.4%	145.5 +0.3%	145.1 -0.1%	145.3 -0.2%	145.6 -0.7%
India Structure Steel Index	127.3 -1.2%	128.8 +0.5%	128.2 -0.4%	128.7 +1.9%	126.3 -8.3%
India Steel Long Composite Index	130.8 -1.0%	132.1 +0.5%	131.5 -0.4%	132.0 +1.0%	130.7 -2.5%
India HRC Index	126.7 -0.3%	127.0 =	127.0 +1.1%	125.7 -0.6%	126.5 -0.4%
India CRC Index	127.4 -0.1%	127.6 +0.2%	127.4 +0.4%	126.9 -0.4%	127.4 -0.7%
India GP Index	121.7 -0.3%	122.0 =	122.1 +0.1%	121.9 -0.4%	122.5 -0.5%
India HR Plate Index	129.8 +0.8%	128.8 +0.3%	128.4 =	128.4 =	128.4 -0.1%
India Flat Steel Composite Index	124.9 -0.2%	125.1 =	125.1 +0.7%	124.2 -0.5%	124.8 -0.5%
India Steel Composite Index	128.1 -0.7%	129.0 +0.3%	128.6 +0.1%	128.5 +0.3%	128.1 -1.5%

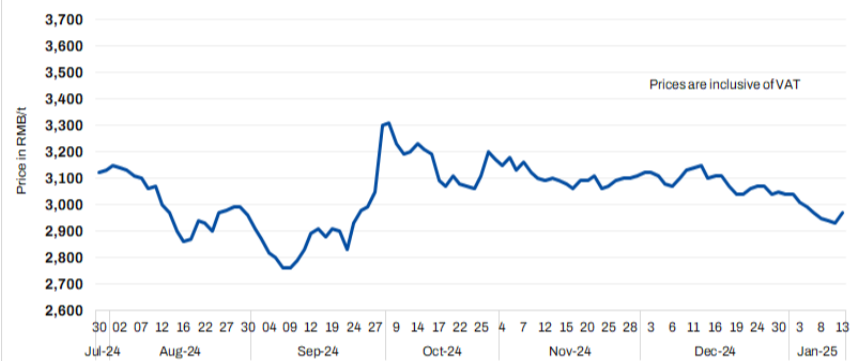
Index Base Year: 03-Jan-20 | Index Base Value: 100 | changes indicated in are on w-o-w basis | Source: BigMint

## India steel index dips w-o-w in dull market. Short term likely to lack fizz

2025-01-13

[READ MORE](#)

## China Domestic Billet Price



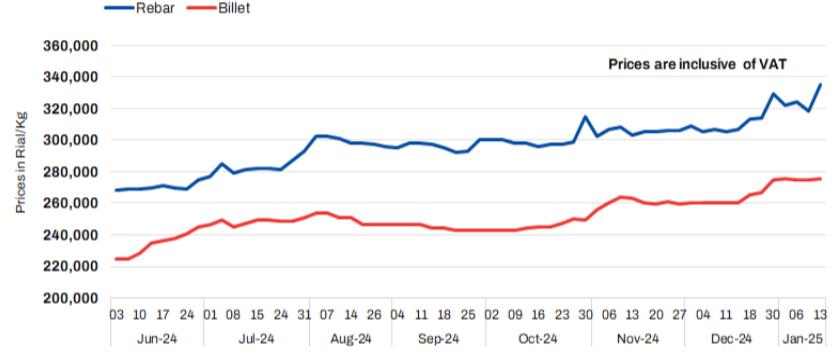
Source: BigMint

## China: Steel billet prices rise by RMB 40/t (\$5/t) following uptick in rebar futures

2025-01-13

[READ MORE](#)

## Iran Domestic Steel Price




Source: BigMint

## Iran: Domestic billet, rebar prices climb up amid supply concerns, rising costs

2025-01-13

[READ MORE](#)

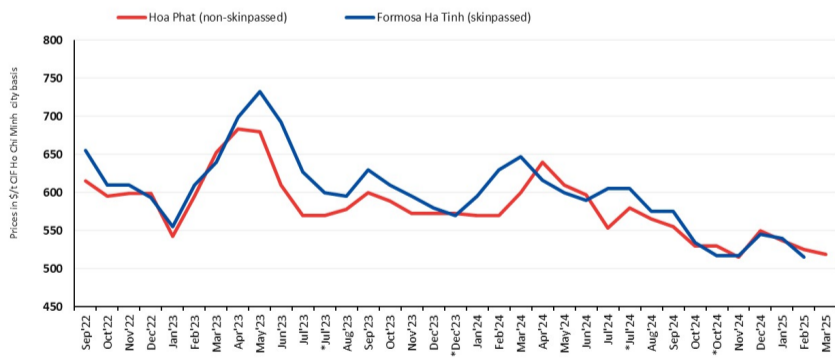


## Taiwan: CSC rolls over steel prices m-o-m for Feb'25 sales

2025-01-13

[READ MORE](#)

## Vietnam: Domestic mills' HRC (SAE1006) price announcement



Source: BigMint

## Vietnam: Formosa Ha Tinh trims HRC offers for Feb'25 sales

2025-01-11

[READ MORE](#)

## Ferro Alloy

### Manganese Ore (India)

Particular/Delivery	Size/Grade	Delivery	As On	Price	Change	1M	3M
Indian prices (in INR/MT)							
Odisha	6-80 mm, Mn 30%	Ex-Mines	10 Jan   12.26 IST	10,925	+ 425	+ 425	NA
	6-80 mm, Lumps, Mn 46%	Ex-Mines	01 Jan   14.56 IST	16,429	+ 162	NA	NA
MOIL	Lumps, Lumps, Mn 44%, Fe 7%	Ex-Mines	01 Jan   14.56 IST	15,716	+ 156	NA	NA
	Lumps, Mn 37%, Fe 7.5%	Ex-Mines	01 Jan   14.56 IST	14,473	+ 689	NA	NA
	6-80 mm, Lumps, Mn 30%	Ex-Mines	01 Jan   14.56 IST	7,107	+ 338	NA	NA

Weekly Assessment, Prices Ex-Mines Basis Including Royalty

### Chrome Ore (India)

Indian prices (in INR/MT)							
Ex-Jajpur (OMC-eAuction)	Friable 54%+	Ex-Mines	18 Dec   18.48 IST	27,208	- 11,373	- 11,373	NA
	Friable 52-54%	Ex-Mines	18 Dec   18.48 IST	21,744	- 11,782	- 11,782	NA
	Friable 50-52%	Ex-Mines	18 Dec   18.48 IST	20,100	- 11,071	- 11,071	NA
	Lumps, Friable 48-50%	Ex-Mines	18 Dec   18.48 IST	20,551	- 9,006	- 9,006	NA

OMC E-Auction Prices Including Royalty

### Silico Manganese (India)

Indian prices (in INR/MT)							
Ex-Durgapur	10-150 mm, LC (Mn 55% min.)	Ex-Works	09 Jan   10.39 IST	89,000	+ 1,600	+ 4,400	+ 200
	10-150 mm, MC (Mn 53% min.)	Ex-Works	09 Jan   10.39 IST	82,700	+ 800	+ 2,900	- 600
	10-50 MM, HC 60-14	Ex-Works	13 Jan   18.33 IST	70,100	0	+ 3,790	+ 2,320
	25-150 mm, HC 60-14	Ex-Works	13 Jan   18.33 IST	69,600	0	+ 3,790	+ 2,320
Ex-Raipur	25-150 mm, HC 60-14	Ex-Works	13 Jan   18.33 IST	70,300	+ 300	+ 3,990	+ 2,140
Ex-Vizag	25-150 mm, HC 60-14	Ex-Works	13 Jan   18.33 IST	70,800	0	+ 4,350	+ 2,830

Weekly Assessment; All Prices are basic; GST @ 18% extra

### Ferro Manganese (India)

Indian prices (in INR/MT)							
Ex-Durgapur	10-150 mm, MC (Mn 70% min)	Ex-Works	09 Jan   10.48 IST	97,000	+ 1,300	+ 4,700	+ 750
	25-150 mm, HC 70%	Ex-Works	13 Jan   18.31 IST	73,500	0	+ 6,320	+ 4,320
Ex-Raipur	25-150 mm, HC 70%	Ex-Works	13 Jan   18.31 IST	73,800	- 100	+ 6,470	+ 4,280

Weekly Assessment; All Prices are basic; GST @ 18% extra

### Ferro Chrome (India)

Indian prices (in INR/MT)							
Ex-Durgapur	10-60 mm, LC 60%	Ex-Works	09 Jan   10.30 IST	209,250	0	+ 1,750	- 1,750
Ex-Jajpur	10-150mm, HC 60%, Si- 4%	Ex-Works	10 Jan   10.54 IST	99,100	- 200	- 6,650	- 11,300
	10-150mm, HC 60%, Si - 2%	Ex-Works	09 Jan   10.30 IST	106,300	- 1,700	- 6,950	- 9,700

Weekly Assessment; All Prices are basic; GST @ 18% extra

### Ferro Silicon (India)

Indian prices (in INR/MT)							
Ex-Guwahati	25-150 mm, FeSi 70%	Ex-Works	13 Jan   18.36 IST	103,800	- 200	+ 1,200	- 3,850
Ex-Bhutan	25-150 mm, FeSi 70%	Ex-Works	13 Jan   18.36 IST	103,800	- 200	+ 600	- 3,750

Weekly Assessment; All Prices are basic; GST @ 18% extra

### Manganese Ore (Global)

Particular/Delivery	Size/Grade	Delivery	As On	Price	Change	1M	3M
Global prices (in USD/MT)							
CNF China	Lumps, Mn 37% (USD/dmtu)	-	11 Jan   11.34 IST	\$3.97 /dmtu	+ 0.01	+ 0.04	+ 0.27
	Lumps, Mn 44% (USD/dmtu)	-	11 Jan   11.34 IST	\$4.24 /dmtu	+ 0.16	+ 0.19	+ 0.29

<b>CNF India</b>	Lumps, Mn 37%, (South African origin) (USD/dmtu)	-	11 Jan   11.34 IST	\$4.12 /dmtu	+ 0.01	+ 0.04	+ 0.27
	Lumps, Mn 44% (USD/dmtu)	-	11 Jan   11.34 IST	\$4.39 /dmtu	+ 0.16	+ 0.19	+ 0.29
	Lumps, Mn 46%, (USD/dmtu)	-	11 Jan   11.34 IST	\$4.53 /dmtu	+ 0.01	+ 0.03	+ 0.13

Weekly Assessment

## Chrome Ore (Global)

Global prices (in USD/MT)							
<b>CNF China</b>	Conc 40-42%, S. Africa	-	07 Jan   17.32 IST	\$200	0	- 20	- 70
	Conc 46-48%, Turkish	-	07 Jan   17.32 IST	\$300	0	- 15	- 85

Weekly Assessment

## Silico Manganese (Global)

Global prices (in USD/MT)							
<b>FOB India</b>	25-150 mm, HC 60-14	-	13 Jan   18.30 IST	\$835	0	+ 46.8	- 0.4
	25-150 mm, HC 65-16	-	13 Jan   18.30 IST	\$936	- 2	+ 49.8	+ 7.6

Weekly Assessment

## Ferro Manganese (Global)

Global prices (in USD/MT)							
<b>FOB India</b>	25-150 mm, HC 70%	-	13 Jan   18.34 IST	\$872	+ 1	+ 62.6	+ 23.6
	25-150 mm, HC 75%	-	13 Jan   18.34 IST	\$941	0	+ 38.8	+ 6.2

Weekly Assessment

## Ferro Chrome (Global)

Global prices (in USD/MT)							
<b>CNF China</b>	10-150mm, HC 60% (cents/lb)	-	08 Jan   10.27 IST	¢77 /lb	- 4	- 10	- 16
<b>CNF Japan</b>	10-50mm, HC 60% (cents/lb)	-	08 Jan   10.27 IST	¢89 /lb	- 2	- 5	- 8
<b>CNF South Korea</b>	10-50mm, HC 60% (cents/lb)	-	08 Jan   10.27 IST	¢82 /lb	- 7	- 11	- 14

Weekly Assessment

## Ferro Silicon (Global)

Global prices (in USD/MT)							
<b>FOB China</b>	10-50 mm, FeSi 75%	-	13 Jan   18.37 IST	\$1,155	- 15	- 45	- 155
<b>FOB India</b>	10-50 mm, FeSi 70%	-	13 Jan   18.37 IST	\$1,260	- 8	0	- 90

Weekly Assessment

**India manganese ore imports grade wise**

Legend: Below 35%, 35% to Below 40%, 40% to Below 44%, 44% to Below 46%, 46% & above

Source: BigMint

**India: Manganese ore imports soar 40% m-o-m in Nov'24**

2025-01-13

[READ MORE](#)

**China: Silico manganese (60-14) prices**

Legend: Ex-Inner Mongolia

Source: BigMint

**China: Silico manganese prices remain firm w-o-w on cautious market sentiments**

2025-01-13

[READ MORE](#)

## Non Ferrous

### Aluminium (India)

Particular/Delivery	Size/Grade	Delivery	As On	Price	Change	1M	3M
Indian prices (in INR/MT)							
Aluminium Ingot P1020, Exy-Delhi	Ingot EC Grade 99.70%	Ex-Yard	13 Jan   17.10 IST	258,000	+ 3,500	+ 1,500	+ 6,000
Aluminium Ingot ADC12, Exw-Delhi NCR	Automobile OEM Approved	Exw-Delhi NCR	08 Jan   16.58 IST	208,000	- 1,000	- 1,000	- 7,000
	Non-OEM	Ex-Works	08 Jan   16.58 IST	202,000	0	0	- 1,000
Aluminium Extrusion Scrap, Exy-Delhi	6063 & 6061 (Mix)	Ex-Yard	13 Jan   17.10 IST	199,000	+ 1,000	0	+ 4,500
Aluminium Utensil Scrap, Exy-Delhi	Loose	Ex-Yard	13 Jan   17.10 IST	195,000	+ 1,000	- 1,000	+ 3,000
Aluminium Taint Tabor Scrap, Exy-Delhi	Loose	Ex-Yard	13 Jan   17.10 IST	176,000	+ 1,000	- 1,000	- 5,000
Aluminium Tense Scrap, Exy-Delhi	Solid (Loose)	Ex-Yard	13 Jan   17.10 IST	174,000	0	0	+ 2,000
Aluminium Ingot P1020, Exy-Mumbai	Ingot EC Grade 99.70%	Ex-Yard	13 Jan   17.10 IST	250,000	+ 1,000	+ 3,000	+ 5,000
Aluminium Extrusion Scrap, Exy-Mumbai	6063 (Loose)	Ex-Yard	13 Jan   17.10 IST	206,000	0	+ 1,000	- 1,000
Aluminium Utensil Scrap, Exy-Mumbai	Utensil (Loose)	DAP	13 Jan   17.10 IST	193,000	0	0	- 5,000
Aluminium Ingot ADC12, Exw-Chennai	Automobile OEM Approved	Exw-Chennai	08 Jan   16.58 IST	208,000	0	0	- 6,000
	Non-OEM	Ex-Works	08 Jan   16.58 IST	203,000	0	0	- 2,000
Aluminium Tense Scrap, Exy-Chennai	Solid (Loose)	Ex-Yard	13 Jan   17.10 IST	175,000	0	0	+ 2,000

### Aluminium (Global)

Particular/Delivery	Size/Grade	Delivery	As On	Price	Change	1M	3M
Global prices (in USD/MT)							
Aluminium Extrusion Scrap, CFR Nhava Sheva, Middle East	6063 (Briquetted)	-	07 Jan   17.27 IST	\$2,430	- 50	- 50	+ 50
Aluminium Taint Tabor Scrap, CFR Nhava Sheva, Middle East	Briquetted, Clean	-	07 Jan   17.27 IST	\$2,205	+ 25	+ 55	+ 55
Aluminium Taint Tabor, CFR Nahva Sheva, UK	Cut and sheared 9-10% attachment	-	07 Jan   17.27 IST	\$1,800	- 30	- 35	- 30
Aluminium Taint Tabor, CFR Nahva Sheva, US	HRB, Attachment 3%	-	07 Jan   17.27 IST	\$1,990	- 50	- 50	+ 10
Aluminium Talk Scrap, CFR Nhava Sheva, Middle East	Solid (Clean)	-	07 Jan   17.27 IST	\$4,560	0	- 90	- 270
Aluminium Talk, CFR Nahva Sheva, US	Solid (Clean)	-	07 Jan   17.27 IST	\$4,860	+ 100	- 10	- 260
Aluminium Tense Scrap, CFR Nhava Sheva, Middle East	Attachments 8-9%, Mix	-	07 Jan   17.27 IST	\$1,790	- 10	- 10	+ 30
Aluminium Tense, CFR Nahva Sheva, US	Attachments 6-7%	-	07 Jan   17.27 IST	\$1,820	- 30	- 30	- 20
Aluminium Wheel Scrap, CFR Nahva Sheva, UK	Solid (Loose)	-	07 Jan   17.27 IST	\$2,370	- 30	- 60	- 50
Aluminium Zorba 95-5, CFR Nhava Sheva, UK	20 mm, Solid (Shredded)	-	07 Jan   17.27 IST	\$2,060	- 50	- 50	- 20
Silicon Metal, CFR Mundra, China	Grade 553 Si- 98.5%	-	07 Jan   17.27 IST	\$1,650	- 30	- 30	- 50

### Copper (India)

Particular/Delivery	Size/Grade	Delivery	As On	Price	Change	1M	3M
Indian prices (in INR/MT)							




<b>Copper Secondary CC Wire Rods, Exw-Delhi</b>	8 mm, Cu 99% min	Ex-works	13 Jan   17.02 IST	800,000	+ 7,000	+ 13,400	- 6,000
<b>Copper Primary CC Wire Rods, Exw-Delhi</b>	8 mm, Cu 99.99%	Ex-works	13 Jan   17.02 IST	820,000	+ 5,000	+ 14,400	- 23,600
<b>Copper Armature Scrap, Exy-Delhi</b>	Cu 99%	Ex-Yard	13 Jan   17.02 IST	746,000	- 4,000	+ 8,600	- 5,800
<b>Copper Primary CC Wire Rods (CCR), Exy-Mumbai</b>	8 mm, Cu 99.99%	Ex-Yard	13 Jan   17.02 IST	841,000	+ 4,000	+ 28,000	- 16,600
<b>Copper Armature Scrap, Exy-Mumbai</b>	Cu - 98%	DAP	13 Jan   17.02 IST	779,000	0	+ 9,000	+ 400
<b>Brass Honey Scrap, Exy-Mumbai</b>	Cu 63% Zn 33%	DAP	13 Jan   17.02 IST	516,000	+ 3,000	+ 13,400	+ 4,600

## Zinc (India)

Particular/Delivery	Size/Grade	Delivery	As On	Price	Change	1M	3M
Indian prices (in INR/MT)							
<b>Zinc Special High Grade Ingot, Exw-Delhi</b>	Ingot, Zn 99.99%	Ex-works	13 Jan   17.13 IST	282,000	+ 1,500	- 9,250	- 15,400
<b>Zinc Special High Grade Ingot, Exy-Mumbai</b>	Ingot, Zn 99.995%	Ex-Yard	13 Jan   17.13 IST	276,000	- 1,000	- 10,750	- 17,400

## Lead (India)

Particular/Delivery	Size/Grade	Delivery	As On	Price	Change	1M	3M
Indian prices (in INR/MT)							
<b>Lead Remelted Ingot, Exw-Delhi</b>	Ingot, Pb 99%	Ex-works	13 Jan   16.56 IST	171,000	0	- 5,000	- 7,800
<b>Lead Primary Ingot, Exw-Delhi</b>	Ingot, Pb 99.99%	Ex-works	13 Jan   16.56 IST	190,000	0	- 3,000	- 1,600
<b>Lead Primary Ingot, Exy-Mumbai</b>	Ingot, Pb 99.99%	Ex-Yard	13 Jan   16.56 IST	181,000	0	- 4,000	- 4,800



**Non-ferrous updates: 13-01-2025**

Commodity	LME 3M (\$/t)	%Change	LME Stocks (t)	%Change	MCX (INR/t)	%Change	SHFE (RMB/t)	%Change
Aluminium	2,571	+1.26%	6,21,875	+0.42%	2,41,000	+0.41%	20,055	+1.36%
Nickel	15,658	+1.14%	1,64,904	+0.36%	13,33,000	0.00	1,25,320	+0.60%
Copper	9,091	+0.14%	2,64,425	+0.18%	8,25,000	+0.39%	75,210	+0.70%
Zinc	2,868	+0.70%	2,14,075	-1.30%	2,73,000	+0.33%	24,145	-0.54%
Lead	1,975	+2.49%	2,25,725	-0.82%	1,78,000	+0.06%	16,460	-1.73%

% Change d-o-d basis | Source: LME, MCX, SHFE

**Base metals prices on LME show positive trends, stocks witness mixed movements**

2025-01-13

[READ MORE](#)

# India: BigMint's billet index rises marginally by INR 200/t d-o-d amid modest buying - 13 Jan

13 Jan 2025

BigMint's billet index edged higher by INR 200/tonne (t) d-o-d to INR 38,900/t exw-Raipur on 13 January 2024.

The billet index experienced a slight increase today, due to improved buying activity in the semi-finished and finished steel segments. The finished steel segment witnessed notable sales growth, while moderate procurement was observed in the semi-finished steel segment. This contributed majorly to the d-o-d increase in offers.

Positive market sentiments also supported the uptrend, leading to higher spot offers throughout the day.

In Raipur, rebar prices increased by INR 100/t d-o-d, with deals for 1,500 t confirmed. Wire rod prices also inched up by INR 100/t d-o-d, with deals for around 1,000 t recorded. Additionally, sponge iron prices in Raipur increased by INR 150/t d-o-d today.

The conversion spread from sponge iron (PDRI) to billets of the standalone furnaces in the region was recorded at INR 14,600/t.

### Rationale

This index has been derived based on transactions, offers, bids and indicative price data sets. Transactions are considered as T1 and given a weightage of 50%, whereas other data sets

are considered as T2 and given a weightage of the balance 50%.

Transactions (T1) - Five trades at INR 38,800-39,100/t were recorded between 2:30 pm and 5:30 pm during the BigMint trading window. These were considered for the final price calculation as T1 inputs. The average price of these transactions was INR 38,923/t, which was assigned a 50% weightage in the final price calculation.

Other price indicators - bids/offers/indicatives (T2) - Eight offers were reported during the trading window and considered as T2 inputs. The average price of these eight offers was INR 38,883/t, which was assigned a 50% weightage in the final price calculation.

The final price of billets exw-Raipur was assessed to be INR 38,903/t, rounded off to INR 38,900/t exw.

From BigMint Team - While it would be our earnest endeavour, at BigMint, to bring about transparent and unbiased price index reporting, we would request all our readers and subscribers for their feedback and if they could participate in the reporting of more transactions.

**For detailed methodology - [click here](#)**

India Domestic Raipur Billet Trade Updates - 13 Jan'25							BIGMINT	
Participant	Industry Type	Trade Type	*Price (INR/t)	Delivery	Time of Deal/Call	Data Set	Outlier	
P1	Seller	Offer	39,300	FOR	11:43	T2	Yes	
P2	Trader	Offer	38,850	EXW	11:46	T2	Yes	
P3	Trader	Offer	38,850	EXW	11:50	T2	Yes	
P4	Trader	Offer	39,300	FOR	13:03	T2	Yes	
P5	Seller	Offer	38,800	EXW	13:13	T2	Yes	
P6	Trader	Offer	38,900	EXW	13:15	T2	Yes	
P7	Seller	Offer	38,800	EXW	13:20	T2	Yes	
P8	Trader	Offer	38,800	EXW	15:10	T2	No	
P9	Trader	Indicative	38,850	EXW	15:11	T2	No	
P10	Seller	Indicative	39,300	EXW	15:17	T2	Yes	
P11	Buyer	Offer	39,200	FOR	15:28	T2	Yes	
P12	Trader	Offer	39,100	FOR	16:26	T2	Yes	
P13	Seller	Offer	39,100	FOR	16:35	T2	Yes	
P14	Trader	Indicative	39,100	FOR	16:46	T2	Yes	
P15	Trader	Offer	39,000	EXW	16:58	T2	No	
P16	Buyer	Trade	38,900	EXW	17:12	T1	No	
P17	Buyer	Trade	39,100	FOR	17:12	T1	No	
P18	Trader	Trade	38,800	EXW	17:20	T1	No	
P19	Trader	Trade	38,900	EXW	17:20	T1	No	
P20	Trader	Trade	38,900	EXW	17:27	T1	No	

T1 - Trade, T2 - Offer/Bid/Indicative, \*Normalised price as per methodology

## India Domestic Billet Price Index EXW Raipur

- Credible & Transparent Prices
- Robust Methodology & Rationale
- IOSCO Compliance
- Independent View of the Market
- Enabling Informed Conversations & Negotiations

## Global Prices

### Global Prices - Region Wise























Commodity	Particular	Grade/Size	Price	Change	W-O-W	1M	3M
<b>China</b>							
<i>Export</i>							
Billet	FOB China	125*125, BF Grade	NA	NA	NA	NA	NA
TMT (Re-Bar)	FOB China	Commerical	NA	NA	NA	NA	NA
Wire Rod	FOB China	5.5mm	NA	NA	NA	NA	NA
HRC	FOB China	2.5mm	\$465	-10	-10	-30	-60
CRC	FOB China	0.90 mm	\$540	-15	-15	-20	-50
<i>Import</i>							
Iron Ore	CNF China	Lumps Fe 64/63%, South Africa	\$97	+1	-1	-7	-9
Iron Ore	CNF China	Fines Fe 62%, Australia	\$98	0	-1	-7	-3
Pellets	CNF China	6-20mm, BF Grade	\$120	-4	-4	-9	-8
Coking Coal	CNF China	Premium HCC, Australia	NA	NA	NA	NA	NA
Mill Scale	CNF China	70/68%	NA	NA	NA	NA	NA
FeCr	CNF China	HC 60%	¢77/lb	-4	-4	-10	-16
Mn Ore	CNF China	Mn 46% Lumps, Australia	NA	NA	NA	NA	NA
Mn Ore	CNF China	Mn 38%, South Africa	NA	NA	NA	NA	NA
<b>CIS Nations</b>							
<i>Export</i>							
Billet	FOB Black Sea	125*125, BF Grade	\$445	0	0	+5	-37
Slabs	FOB Black Sea	Commercial	NA	NA	NA	NA	NA
Pig Iron	FOB Black Sea	Steel Grade	\$318	0	0	-2	-40
TMT (Re-Bar)	FOB Black Sea	Commercial	NA	NA	NA	NA	NA
HRC	FOB Black Sea	2.5mm	\$485	0	0	-5	-15
CRC	FOB Black Sea	0.90mm	\$582	-18	-18	-33	-28
<b>Japan/Korea</b>							
<i>Export</i>							
HRC	FOB Korea	2.5mm	\$505	0	NA	0	NA
<i>Import</i>							
FeCr	CNF Japan	HC 60%	¢89/lb	-2	-2	-5	-8

Note:- W-O-W: Week On Week, 1M: Change over last month, 3M: Change over last 3 months, All prices are weekly assessment, Iron Ore are daily assessment

Commodity	Particular	Grade/Size	Price	Change	W-O-W	1M	3M
<b>India</b>							
<i>Export</i>							
Iron Ore	FOB India	Fines, Fe 58/57%	\$62.5	+2.5	+2.5	-3.5	+0.5
Billet	FOB India	150*150mm	\$450	-10	0	NA	NA
Pig Iron	FOB India	Steel Grade	NA	NA	NA	NA	NA
HRC	FOB India	2.5mm	\$535	0	NA	NA	NA
CRC	FOB India	0.9mm	\$620	-5	-5	-10	-20
SiMn	FOB India	60/14%	\$835	0	-1	+46.8	0
FeMn	FOB India	HC 75%	\$941	0	+0.8	+38.8	+6.2
FeSi	FOB Bhutan	70-75%	\$1,260	-8	-8	0	-90
<i>Import</i>							
Iron Ore	CNF India	Lumps Fe 64%, South Africa	NA	NA	NA	NA	NA
Scrap	CNF India	HMS 1&2 ,Middle East	NA	NA	NA	NA	NA
Scrap	CNF India	Shredded, Europe	\$380	-3	-4	-7.8	-17.2
Coking Coal	CNF India	Premium HCC, Australia	\$208	0	-1.4	-9.6	-7.6
Non-Coking Coal	CNF India	RB2 5500 NAR, South Africa	NA	NA	NA	NA	NA
Met Coke	CNF India	62%, China	NA	NA	NA	NA	NA
Pellets	CNF India	6-20mm, BF Grade	NA	NA	NA	NA	NA
Wire Rod	CNF India	5.5mm, China	NA	NA	NA	NA	NA
HRC	CNF India	2.5mm, China	\$495	-10	-10	-30	-60
HRC	CNF India	2.5mm, Korea	\$540	0	NA	0	NA
CRC	CNF India	0.90mm, China	\$560	-15	-15	-20	-50
HR Plate	CNF India	A 36	NA	NA	NA	NA	NA
Mn Ore	CNF India	Mn 38%, South Africa	NA	NA	NA	NA	NA
<b>Europe &amp; US</b>							
<i>Export</i>							
Pig Iron	FOB Brazil	Steel Grade	\$405	0	0	-17	-27
<i>Import</i>							
Scrap	CFR Turkey	HMS (80:20), US	\$341	-2	-3.2	-10.4	-29.6
HRC	CIF Europe	2.5mm	NA	NA	NA	NA	NA
<b>Middle East &amp; Africa</b>							
<i>Export</i>							
Iron Ore	FoB South Africa	Lumps, Fe 64/63%	NA	NA	NA	NA	NA
Non Coking Coal	FoB South Africa	RB2 5500 NAR	NA	NA	NA	NA	NA
<i>Import</i>							
Billet	CNF Dubai	125*125, China	NA	NA	NA	NA	NA
HRC	CNF Dubai	2.5mm, China	\$500	-15	-15	-20	-55

Note:- W-O-W: Week On Week, 1M: Change over last month, 3M: Change over last 3 months, All prices are weekly assessment, Iron Ore are daily assessment

# LIVE TENDERS

COMPANY	TYPE	GRADE	QUANTITY	EXPIRY DATE	LOCATION	VIEW
<b>Aluminium</b>						
Yantra India Limited	Buy	Grade 1 99.7% Primary Aluminum Ingot	476 MT	14 Jan, 2025	 Nagpur, Maharashtra, India	<a href="#">VIEW</a>
<b>Ferro Molybdenum</b>						
SAIL	Buy	Ferro Molybdenum	50 MT	15 Jan, 2025	 Bhilai, Chattisgarh, India	<a href="#">VIEW</a>
BHEL	Buy	Ferro Molybdenum	30 MT	14 Jan, 2025	 Haridwar, Uttarakhand, India	<a href="#">VIEW</a>
Arcelor Mittal	Buy	Ferro Molybdenum	250 MT	15 Jan, 2025	 Hazira, Gujarat, India	<a href="#">VIEW</a>
MIDHANI	Buy	Ferro Molybdenum	20 MT	07 Feb, 2025	 Hyderabad, Telangana, India	<a href="#">VIEW</a>
<b>Fines/Lumps</b>						
NMDC	Sell	B Rom Fe:65.5%	68,800 MT	17 Jan, 2025	 Dantewada, Chattisgarh, India	<a href="#">VIEW</a>
NMDC	Sell	Iron Ore Fines & Lumps Fines: 64% Lumps: 67%	146,200 MT	17 Jan, 2025	 Dantewada, Chattisgarh, India	<a href="#">VIEW</a>
NMDC	Sell	Iron Ore Lumps	8,000 MT	17 Jan, 2025	 Dantewada, Chattisgarh, India	<a href="#">VIEW</a>
<b>Melting Scrap</b>						
NALCO	Sell	Melting Scrap	400 MT	14 Jan, 2025	 Angul, Odisha, India	<a href="#">VIEW</a>
INOX India Pvt Ltd	Sell	Melting Scrap-CR HR Punching	540 MT	16 Jan, 2025	 Kalol, Gujarat, India	<a href="#">VIEW</a>
RINL	Sell	Melting Scrap	1,000 MT	17 Jan, 2025	 Visakhapatnam, Andhra Pradesh, India	<a href="#">VIEW</a>
RINL	Sell	Bloom	1,300 MT	17 Jan, 2025	 Visakhapatnam, Andhra Pradesh, India	<a href="#">VIEW</a>
MahindraAcceloLimited	Sell	Melting Scrap-CR HR Punching	1,070 MT	14 Jan, 2025	 Pune, Maharashtra, India	<a href="#">VIEW</a>
SAIL	Sell	Melting Scrap	500 MT	14 Jan, 2025	 Burnpur, West Bengal, India	<a href="#">VIEW</a>
<b>Met Coke</b>						
TATA Steel	Sell	Imported LAM Coke	1,000 MT	15 Jan, 2025	 Jamshedpur, Jharkhand, India	<a href="#">VIEW</a>
<b>Nickel</b>						
India Government Mint	Sell	Pure Nickel Cathode	20 MT	14 Jan, 2025	 Kolkata, West Bengal, India	<a href="#">VIEW</a>
<b>Non Coking</b>						
NMDC	Sell	Anthracite Coal	20,000 MT	21 Jan, 2025	 Bellary, Karnataka, India	<a href="#">VIEW</a>
DVC	Sell	Coal Mill Reject	70,000 MT	21 Jan, 2025	 Bokaro, Jharkhand, India	<a href="#">VIEW</a>
ECL	Sell	Non Coking Coal	117,500 MT	17 Jan, 2025	 Bardhaman, West Bengal, India	<a href="#">VIEW</a>
KIOCL	Buy	Anthracite Coal	12,000 MT	16 Jan, 2025	 Mangalore, Karnataka, India	<a href="#">VIEW</a>
<b>Pooled Iron</b>						
NINL	Sell	Pooled Iron Chunks	500 MT	14 Jan, 2025	 Kalinga Nagar, Odisha, India	<a href="#">VIEW</a>
<b>Silico Manganese</b>						
SAIL	Buy	Silico Manganese	72,150 MT	15 Jan, 2025	 Durgapur, West Bengal, India	<a href="#">VIEW</a>

COMPANY	TYPE	GRADE	QUANTITY	EXPIRY DATE	LOCATION	VIEW
---------	------	-------	----------	-------------	----------	------

**Zinc**

KALPATARUPROJECTSINTERNATIONALLIMITED	Sell	Zinc Ingot	98 MT	06 Feb, 2025	 Raipur, Chattisgarh, India	<a href="#">VIEW</a>
---------------------------------------	------	------------	-------	--------------	--	----------------------

[View All](#)



Formerly SteelMint / CoalMint

**Contact:**

[info@bigmint.co](mailto:info@bigmint.co)

+91 97700 56666

**Disclaimer:** BigMint has taken due care and caution in compilation of content. Information is just for reference not intended for trading purpose or to address your particular requirement. The content includes facts, views and opinions are of individuals and not that of the BigMint management. We and our content licensors do not guarantee or warrant the accuracy, completeness or timeliness of, or otherwise endorse these views, and opinions. BigMint and its affiliates, or their employees, directors or agents shall not be liable or responsible for any loss or costs or any action whatsoever arising out of use or relying on the spot prices disseminated.