



BIGMINT

Formerly SteelMint / CoalMint

Issue 1304,

Daily Steel Report

HIGHLIGHTS

15 Oct 2024, Tue

[Intel & Insights](#)

[Snap Shot - Global Prices \(USD/MT\)](#)

[Snap Shot - Indian Domestic Prices \(INR/MT\)](#)

[Iron Ore](#)

[Coal](#)

[Scrap & Metallics](#)

[Steel](#)

[Ferro Alloy](#)

[Non Ferrous](#)

[India Domestic Billet Index](#)

[Global Prices - Region Wise](#)

[Live Tenders](#)

INDIA

Iron Ore

India: NMDC's iron ore pellet auction witnesses active participation [READ MORE >](#)

Coal

Indian Oil cuts fuel grade pet coke prices of October deliveries [READ MORE >](#)

India: Imported pet coke prices inch down w-o-w [READ MORE >](#)

Mysteel: Global met coal exports to rise 6% by 2026 [READ MORE >](#)

Scrap & Metallics

South Asia: India's imported scrap market opens slow post-holidays [READ MORE >](#)

India: Sponge iron prices show mixed trend amid modest buying - 14 Oct [READ MORE >](#)

India: BigMint's ferrous scrap index edges up by INR 400/t as steel prices strengthen [READ MORE >](#)

Weekly round-up: Global ferrous scrap market sees mixed trends [READ MORE >](#)

Weekly round-up: Semi-finished prices struggles with weak demand, falling prices [READ MORE >](#)

Steel

India: BigMint's billet index up INR 600/t d-o-d on rising buying interest - 14 Oct [READ MORE >](#)

Indian DRI, billet, and rebar update - 14 Oct [READ MORE >](#)

India's brand-wise rebar offers from BF and IF route mills - 14 Oct [READ MORE >](#)

BigMint's daily trade sheet - 11 Oct'24 [READ MORE >](#)

India steel index remains flat w-o-w. Will price rise sustain post-Diwali? [READ MORE >](#)

Non Ferrous

India: Copper prices edge up on demand signals during festive season [READ MORE >](#)

India: Aluminium scrap prices inch down d-o-d [READ MORE >](#)

India: Hindustan Zinc trims zinc, lead prices by up to INR 3,000/t (\$36/t) [READ MORE >](#)

India: Hindalco, Balco raise aluminium ingot prices by up to INR 9,000/t (\$107/t) [READ MORE >](#)

Base metals prices on LME exhibit positive trends, stocks witness negative movements [READ MORE >](#)

Weekly round-up: Domestic base metals market witnesses negative trends amid weak demand [READ MORE >](#)

Ship Breaking

India: Melting scrap prices inch up by INR 200/t d-o-d in Alang [READ MORE >](#)

CHINA

China: Iron ore imports rise by 3% m-o-m in Sep'24 on improved demand, falling port inventory [READ MORE >](#)

China: Coal imports rise by 12% y-o-y in 9M CY'24 [READ MORE >](#)

China: Steel billet prices rise by RMB 30/t (\$4/t) amid positive market sentiments [READ MORE >](#)

China: Shagang Steel keeps long steel prices stable for mid Oct'24 [READ MORE >](#)

Weekly: Healthy profits boost BF production in China [READ MORE >](#)

Global stainless steel, special alloys sector faces mixed outlook amid economic pressures: BIR Q3CY'24 report [READ MORE >](#)

SOUTH ASIA

Pakistan: Steel mills raise CRCs, coated coil prices by PKR 10,000/t (\$36/t) [READ MORE >](#)

SOUTH EAST ASIA

Vietnam: Imported bulk scrap offers from Japan rise by \$10/t w-o-w, weak buyer interest persists

[READ MORE >](#)

FAR EAST ASIA

South Korea: Hyundai Steel cuts scrap procurement prices by up to \$7/t

[READ MORE >](#)

Japanese stainless steel flat product exports rise 10% m-o-m in Aug'24

[READ MORE >](#)

S. Korea: Stainless steel finished flat imports surge 18% m-o-m in Aug'24

[READ MORE >](#)

MEA (MIDDLE EAST AFRICA)

Iran: Domestic billet, rebar prices remain supported

[READ MORE >](#)

Iran: Semi-finished steel production falls by over 5% y-o-y in H1 of current Persian year

[READ MORE >](#)

UK, EUROPE

Spain: Acerinox to sell Bahru Stainless for \$95 million amid competition challenges

[READ MORE >](#)

China: Iron ore imports rise by 3% m-o-m in Sep'24 on improved demand, falling port inventory

Oct 14, 2024 18:54

China's iron ore and pellet imports touched 104.1 million tonnes (mnt) in September 2024, according to the General Administration of Customs. For the world's largest iron ore consumer and importer, September imports marked

a 3% increase y-o-y from the 101.18 mnt registered in the corresponding period last year amid improved liquidity and increased buying interest. However, China's iron ore imports rose by 5% y-o-y in January-September

Continued

SNAP SHOT - GLOBAL PRICES (USD/MT)

Commodity	Particular	Size,Grade	As on	Price	Change	1M	3M
Iron Ore Fines ¹	China Imports	Fines, Fe 62%	14 Oct 12.20 IST	\$106	+2	+13	+2
Iron Ore ¹	Indian Imports	Lumps, Fe 64%	09 Oct 17.24 IST	\$110	-7	+12	-11
Pellets (Brazil) ²	China Imports	6-20 mm, Fe 65%	09 Oct 11.03 IST	\$126	+10	+14	-1
Pellets (India) ²	China Imports	6-20 mm, Fe 63%	11 Oct 16.45 IST	\$112	-1	+15	+2
Coking ²	Australia Exports	Premium HCC	14 Oct 12.25 IST	\$207	0	+26.8	-18.6
Non Coking ²	India Imports	RB2, S.Africa	14 Oct 13.33 IST	\$106	0	+3	-4.2
Graphite Electrode ²	China Exports	600mm, UHP	14 Oct 18.48 IST	15,350 RMB/t	+250	+200	-700
Scrap ²	India Imports	Shredded	14 Oct 18.37 IST	\$400	-4	+11.6	-14
Scrap ²	Turkey Imports	HMS 80:20	14 Oct 18.37 IST	\$383	-5	+13.67	-6.4
Scrap ²	Pakistan Imports	Shredded	14 Oct 18.37 IST	\$408	0	+14.6	-18.6
Scrap ²	Bangladesh Imports	Shredded	14 Oct 18.37 IST	\$404	-3	+4	-21.4
Scrap (Ship Breaking) ²	India Imports	Containers	08 Oct 12.08 IST	\$510	0	0	-20
Billet ²	India Exports	150*150, 3SP/4SP	04 Oct 19.13 IST	\$470	+5	-20	NA
Billet ²	Russia Exports	130*130, 3SP	11 Oct 18.16 IST	\$482	+12	+22	-18
Billet ²	Iran Exports	130*130, 3SP	11 Oct 18.16 IST	\$465	+11	0	-13
Billet ²	Philippines Import	150*150, 3SP	11 Oct 18.13 IST	\$495	-10	+37.5	+1
Sponge Iron ²	India Exports	-	-	-	-	-	-
Pig Iron ²	Russia Exports	Steel Grade	12 Oct 17.38 IST	\$360	+12	-10	-50
HRC ²	China Exports	3-12mm, SS400	11 Oct 18.27 IST	\$525	-15	+75	+15
Wire Rod ²	Nepal Import	5.5-6.0mm, Commercial Grade	11 Oct 17.00 IST	\$555	0	+40	+17
HRC ²	India Exports	2.5 mm, SAE1006	23 Apr 18.30 IST	\$560	0	-15	-40
HRC ²	South Korea Exports	1.6-2.5mm, SAE 1006	08 Oct 18.41 IST	\$500	0	NA	-50
HRC (China) ²	Vietnam Imports	2-3mm, SAE 1006	11 Oct 18.29 IST	\$555	+10	+85	+30
HRC (China) ²	Dubai Imports	2-3mm, SAE 1006	11 Oct 18.29 IST	\$555	+10	+85	+30
CRC ²	India Exports	0.9 mm, IS 513 Gr.O	09 Oct 18.14 IST	\$640	+15	-5	-35
CRC ²	China Exports	0.90mm, SPCC	09 Oct 18.14 IST	\$600	+35	+80	+30
HR Plate ²	China Exports	5-10mm, SS 400	09 Oct 18.17 IST	\$535	+25	+65	+5
GP ²	China Exports	DX51D+z80, Width 1,000-1,500 mm, thickness 0.5-2mm	10 Oct 17.57 IST	\$630	+20	+50	+5
Silico Manganese ²	India Exports	25-150 mm, HC 65-16	14 Oct 18.38 IST	\$935	0	+24.8	-39
Ferro Chrome ²	China Import	10-150mm, HC 60%	09 Oct 10.16 IST	¢93 /lb	0	-1.25	-5.5
Manganese Ore ²	India Imports	Lumps, Mn 37%,	12 Oct 11.11 IST	\$3.85 /dmtu	-0.05	-0.05	-1.05
Ferro Manganese ²	India Exports	25-150 mm, HC 75%	14 Oct 18.39 IST	\$943	-2	+10.8	-79.2
Ferro Silicon ²	Bhutan Exports	10-50 mm, FeSi 70%	14 Oct 18.46 IST	\$1,290	0	+150	+90

1-Daily Assessment, 2-Weekly Assessment, 3-Monthly Assessment, W-O-W:Week On Week, 1M: Change over last month, 3M: Change over last 3 months

India: BigMint's ferrous scrap index edges up by INR 400/t as steel prices strengthen

Oct 14, 2024 18:56

Sponge iron prices up INR 200/t Semis, finished steel prices rise INR 300-400/t d-o-d BigMint's domestic end-cutting scrap index, tracking the Mandi Gobindgarh market, climbed INR 400/tonne (t) d-o-d to INR 38,800/t DAP on 14

October 2024. In the Mandi market, tight supply of scrap persists as mills continue to procure average volumes while also utilising sponge iron for steel production. Ongoing GST inspections at Mandi's borders are restrictin

Continued

SNAP SHOT - INDIAN DOMESTIC PRICES (INR/MT)

Commodity	Particular	Size, Grade	As on	Price	Change	1M	3M
Fines/lumps ²	Iron Ore Index	5-18 mm, Fe 63%, DR Grade	11 Oct 17.07 IST	6,900	+ 400	+ 1,250	+ 850
Fines/lumps ²	Iron Ore Index	0-10 mm, Fe 63%	11 Oct 17.07 IST	5,300	+ 200	+ 900	+ 800
Iron Ore ³	NMDC	6-40 mm, Fe 65.5%	01 Oct 12.51 IST	5,750	NA	NA	NA
Iron Ore ³	NMDC	0 -10 mm, Fe 64%	01 Oct 12.51 IST	5,010	NA	NA	NA
Pellets ²	Raipur	6-20 mm, Fe 63%,	11 Oct 18.10 IST	10,200	0	+ 1,600	+ 950
Pellets ²	Bellary	6-20 mm, Fe 63%	11 Oct 18.10 IST	10,600	0	+ 1,200	+ 800
Met Coke ²	Ex-India (East)	25-90 mm, Blast Furnace-grade	09 Oct 16.48 IST	33,500	+ 200	0	-1,300
Graphite Electrode ³	Ex-India	600mm, UHP	17 Sep 11.31 IST	335,000	NA	NA	+ 10,000
Mill Scale ²	FoR-Kandla	Fines, Fe 70/68%	11 Oct 17.34 IST	6,950	0	+ 500	+ 225
Hms ¹	Ex-Mumbai	HMS	14 Oct 17.49 IST	33,900	+ 500	+ 1,600	+ 400
Hms ¹	Ex-Alang	HMS	14 Oct 17.49 IST	34,200	+ 200	+ 1,200	-1,000
Pig Iron ¹	Ex-Durgapur	Steel Grade	14 Oct 17.34 IST	40,200	0	+ 4,450	+ 2,450
Pig Iron ¹	Ex-Ludhiana, Foundary	Foundry Grade	14 Oct 13.33 IST	43,300	0	+ 1,100	+ 300
Sponge Pellet ¹	Ex-Raipur	Lumps, FeM 80%, +/-1	14 Oct 17.41 IST	28,000	+ 100	+ 3,100	+ 2,650
Billet ¹	Ex-Mumbai	100x100mm, IS 2831	14 Oct 17.46 IST	44,100	+ 900	+ 4,300	+ 3,000
Billet ¹	Ex-Raipur	100x100mm, IS 2831	14 Oct 17.46 IST	41,600	+ 600	+ 4,400	+ 3,000
TMT (Re-Bar) Secondary mills ¹	Ex-Mumbai	12-25mm, IF Route, Fe 500, IS 1786	14 Oct 13.55 IST	48,800	+ 200	+ 3,500	+ 2,800
TMT (Re-Bar) Secondary mills ¹	Ex-Delhi/NCR	12-25mm, IF Route, Fe 500, IS 1786	14 Oct 17.52 IST	49,000	+ 500	+ 5,400	+ 2,700
TMT (Re-Bar) ²	Ex-Mumbai	12-32mm, BF Route, IS 1786 Fe 500D	11 Oct 17.31 IST	53,600	+ 1,200	+ 3,000	+ 1,300
Structure ¹	Ex-Mumbai	40x40 Angle, IF Route, IS 2062/2011 E-250 Gr A	14 Oct 10.46 IST	51,200	+ 400	+ 3,500	+ 3,200
Wire Rod ¹	Ex-Raipur	5.5 mm, SWRY 14 LC Gr 3, Induction route	14 Oct 17.25 IST	45,600	+ 600	+ 4,900	+ 2,700
HRC ²	Ex-Delhi	2.5-8mm / CTL, IS2062, Gr E250 Br.	11 Oct 17.57 IST	48,500	0	+ 350	-3,800
HRC ²	Ex-Mumbai	2.5-8mm / CTL, IS2062, Gr E250 Br.	11 Oct 17.57 IST	48,600	0	+ 100	-3,500
CRC ²	Ex-Delhi	0.90mm / CTL, IS 513, CR1	11 Oct 18.03 IST	56,500	0	-150	-4,300
CRC ²	Ex-Mumbai	0.90mm / CTL, IS 513, CR1	11 Oct 18.03 IST	55,800	+ 200	-250	-3,950
HR Plate ²	Ex-Mumbai	5-10mm, Gr E250 Br.	09 Oct 18.14 IST	49,200	+ 200	-1,300	-4,400
GP ²	Ex-Mumbai	0.8mm / CTL, 120 GSM, IS277	10 Oct 17.50 IST	57,600	+ 600	-1,700	-5,700
Silico Manganese ²	Ex-Raipur	25-150 mm, HC 60-14	14 Oct 18.47 IST	69,700	0	+ 4,040	+ 820
Ferro Manganese ²	Ex-Raipur	25-150 mm, HC 70%	14 Oct 18.35 IST	71,500	0	+ 1,260	-5,200
Ferro Chrome ²	Ex-Jajpur	10-150mm, HC 60%, Si- 4%	11 Oct 10.12 IST	110,700	0	+ 3,800	+ 2,000
Manganese Ore ²	Ex Balaghat, MOIL	Lumps, Mn 37%, Fe 7.5%	01 Oct 15.52 IST	13,517	+ 643	+ 643	NA
Chrome Ore ²	Ex-Odisha OMC, E-auction	Lumps, Friable 48-50%	20 Sep 14.29 IST	26,864	+ 3,143	+ 3,143	NA

*Basic Price GST @ 18% extra

1-Daily Assessment, 2-Weekly Assessment, 3-Monthly Assessment, W-O-W: Week On Week, 1M: Change over last month, 3M: Change over last 3 months

Iron Ore

Iron Ore (India)

Particular/Delivery	Size/Grade	Delivery	As On	Price	Change	1M	3M
Indian prices (in INR/MT)							
Odisha Iron Ore Index	5-18 mm, Fe 63%, DR Grade	Ex-mines	11 Oct 17.07 IST	6,900	+ 400	+ 1,250	+ 850
	10-30mm, Fe 63%, BF Grade	Ex-mines	11 Oct 17.07 IST	6,300	+ 500	+ 1,250	+ 1,100
	0-10 mm, Fe 63%	Ex-mines	11 Oct 17.07 IST	5,300	+ 200	+ 900	+ 800
	0-10mm, Fe 60%	Ex-mines	11 Oct 17.07 IST	4,500	+ 150	+ 800	+ 700
	0-5mm, Fe 57%	Ex-mines	10 Oct 18.01 IST	3,400	+ 600	+ 1,000	+ 650
	5-18 mm, Lumps, Fe 60%	Ex-mines	11 Oct 17.07 IST	6,100	+ 500	+ 1,100	+ 900
	10-30 mm, lumps, Fe 60%	Ex-mines	11 Oct 17.07 IST	5,300	+ 300	+ 900	+ 600
	0-10mm, Fe 62%	Ex-mines	11 Oct 17.07 IST	5,000	+ 200	+ 800	+ 700
OMC Kurmitar (Koira)	0 -5 mm, Fe 62-60%	Ex-Mines	20 Sep 11.34 IST	3,800	+ 300	+ 300	- 300
	10-40 mm, Fe 62%	Ex-Mines	20 Sep 11.34 IST	5,000	- 150	- 150	- 550
OMC Gandhamardan	0 -5 mm, Fe 62-60%	Ex-Mines	20 Sep 11.34 IST	3,750	+ 300	+ 300	- 300
	10-40 mm, Fe 62%	Ex-Mines	20 Sep 11.34 IST	4,650	+ 50	+ 50	- 300
OMC Daitari	0 -5 mm, Fe 62-64%	Ex-Mines	20 Sep 11.34 IST	4,750	+ 750	+ 750	- 1,000
	10-40 mm, Fe 62%	Ex-Mines	20 Sep 11.34 IST	5,360	+ 150	+ 150	- 400
OMC Guali	5-18 mm, Fe 62%	Ex-mines	20 Sep 11.34 IST	5,255	+ 150	+ 150	- 350
	Fines -5 mm, Fe 60-62%	Ex-mines	20 Sep 11.34 IST	4,250	+ 150	+ 150	- 300
OMC Jilling	5-18 mm, Fe 62%	Ex-mines	20 Sep 11.34 IST	5,850	+ 150	+ 150	- 300
	Fines -5 mm, Fe 60-62%	Ex-mines	20 Sep 11.34 IST	4,350	+ 100	+ 100	- 300
NMDC, Chhattisgarh	0 -10 mm, Fe 64%	F.O.R Siding	01 Oct 12.51 IST	5,010	NA	NA	NA
	10-40 mm, Fe 67%, DR CLO	F.O.R Siding	01 Oct 12.51 IST	6,720	NA	NA	NA
	10-150 mm, Fe 65.5%	F.O.R Siding	01 Oct 12.51 IST	5,720	NA	NA	NA
	6-40 mm, Fe 65.5%	F.O.R Siding	01 Oct 12.51 IST	5,750	NA	NA	NA
Chandrapur, Maharashtra	0-10mm, Fe 63%	FoR Ballarshah	11 Oct 19.24 IST	5,450	0	+ 600	- 650
Ex-Bellary	0-10 mm, Fe 62%	Ex-Mines	10 Oct 17.59 IST	4,900	+ 50	+ 400	- 250
	0-10 mm, Fe 57%	Ex-Mines	10 Oct 17.55 IST	2,850	+ 50	+ 200	- 300
Karnataka e-auction	Lumps 10-20mm, Fe 63%	Ex-Mines	30 Sep 19.26 IST	4,400	0	0	- 300
	Fines 0 -5 mm, Fe 60%	Ex-Mines	30 Sep 19.26 IST	3,400	0	0	- 300

Pellets (India)

Indian prices (in INR/MT)							
Ex-Barbil	6-20 mm, Fe 63%, (+/- 0.5%)	FOR Siding	11 Oct 18.10 IST	8,100	0	+ 1,075	+ 600
Ex-Durgapur	6-20 mm, Fe 63%, (+/- 0.5%)	Ex-Works	11 Oct 18.10 IST	9,350	+ 200	+ 1,650	+ 950
Ex-Jamshedpur	6-20 mm, Fe 63%	Ex-Works	11 Oct 18.10 IST	9,000	0	+ 1,275	+ 850
Ex-Jharsugda	6-20 mm, Fe 63%, (+/- 0.5%)	Ex-Works	11 Oct 18.10 IST	8,850	- 500	+ 1,300	+ 850
Ex-Raipur	6-20 mm, Fe 63%, (+/- 0.5%)	Ex-Works	11 Oct 18.10 IST	10,200	0	+ 1,600	+ 950
Ex-Kandla	6-20 mm, Fe 64/63%	DAP	11 Oct 18.10 IST	11,200	0	+ 1,300	+ 200
Ex-Bellary	6-20 mm, Fe 63%	Ex-Works	11 Oct 18.10 IST	10,600	0	+ 1,200	+ 800

Weekly Assessment, GST @ 5% extra., Barbil and Kandla - Prices Loaded to Wagons

Concentrates (India)

Indian prices (in INR/MT)							
Ex-Jabalpur	-45 micron, Fe 63%	Ex-works	11 Oct 16.47 IST	4,500	0	+ 650	+ 300

Iron Ore (Global)

Global prices (in USD/MT)							
CNF China	Fines, Fe 61.5% (Australia Origin)	-	14 Oct 12.20 IST	\$104	+ 2	+ 13	+ 2
CNF China	Fines, Fe 62% (Australia Origin)	-	14 Oct 12.20 IST	\$106	+ 2	+ 13	+ 2
CNF China	Fines, Fe 62.5% (Brazil Origin)	-	14 Oct 12.47 IST	\$108	+ 1	+ 13	+ 1
CNF China	Fines, Fines 63/62% (India origin)	-	14 Oct 12.47 IST	\$101	+ 1	+ 11	+ 7
CNF China	Lumps, Fe 64/63% (South Africa Origin)	-	14 Oct 12.47 IST	\$106	+ 1	+ 12	+ 1
CNF China	Lumps, USD/dmtu	-	14 Oct 12.20 IST	\$0.136	- 0.001	+ 0.028	- 0.044
CNF China	Fines, Fe 55% (India Origin)	-	14 Oct 18.26 IST	\$72	+ 1.5	+ 13	+ 7.75

CNF China	Fines, Fe 56% (India Origin)	-	14 Oct 18.26 IST	\$75	+1.5	+13	+7.75
CNF China	Fines, Fe 57% (India origin)	-	14 Oct 18.26 IST	\$78	+1.5	+13	+7.75
CNF India	Lumps, Fe 64% (South Africa origin)	-	09 Oct 17.24 IST	\$110	-7	+10	-2
FOB India	Fines, Fe 57% (India origin)	-	14 Oct 18.27 IST	\$65	+1.5	+11.5	+6.5

Prices on DMT basis (Daily Assessment) , India- Single Port Loading , FOB prices including demurrage , June to November: Moisture@ 10% , December to May: Moisture@ 8% , Or, actual moisture as per cargo certificate submitted by shipper to be adjusted

Pellets (Global)

Global prices (in USD/MT)

CNF China	6-20 mm, Fe 63% (India Origin)	-	11 Oct 16.45 IST	\$112	-1	+15	+2
	6-20 mm, Fe 65% (Brazil Origin)	-	09 Oct 11.03 IST	\$126	+10	+14	-1
FOB India	6-20 mm, Fe 63%	-	11 Oct 16.45 IST	\$99	-1	+14.5	+2
CNF China	5-20mm, Fe 63%	-	10 Oct 11.32 IST	\$7.75	+0.75	+0.45	+0.75
	6-20mm	-	10 Oct 11.32 IST	\$16.6	+0.6	+0.35	+0.3

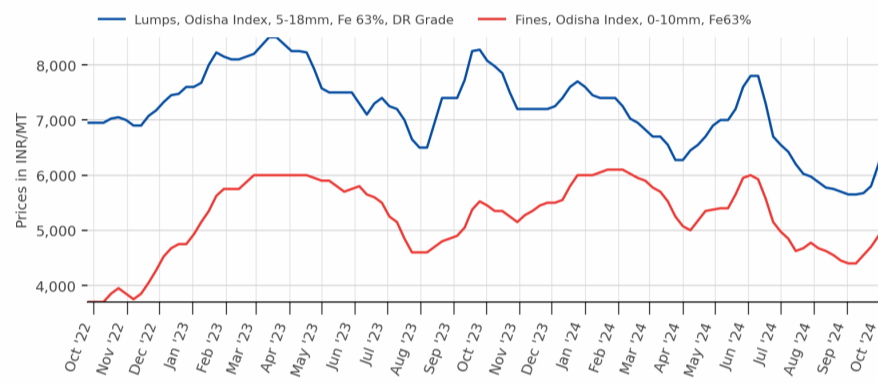
Note:- W-O-W: Week On Week, 1M: Change over last month, 3M: Change over last 3 months

Iron Ore Fines, CNF Rizhao China



Source:BigMint

Odisha Iron Ore Price Index (Lumps & Fines)



Source:BigMint

Iron Ore News

China Iron Ore Imports

Imports in mmt

■ CY21 ■ CY22 ■ CY23 ■ CY24

Source: BigMint

China: Iron ore imports rise by 3% m-o-m in Sep'24 on improved demand, falling port inventory

2024-10-14

[READ MORE](#)

NMDC's iron ore Mines location

Donimalai Iron ore mine
Kumaraswamy Iron ore mine
Pellet Plant
Bachel complex
Kirandul complex

India: NMDC's iron ore pellet auction witnesses active participation

2024-10-14

[READ MORE](#)

Bellary Pellet Prices v/s Traded Volumes

Quantity booked
Pellet prices

Booked quantity in t
EXW-Prices in INR/t

Source: BigMint

Karnataka: Pellet prices remain stable in Bellary

2024-10-11

[READ MORE](#)

एनएमडीसी

NMDC

India: NMDC's Kumaraswamy iron ore auction fetches premium bids

2024-10-11

[READ MORE](#)

BigMint Iron Ore Concentrate Index

Quantity Sold
Average Price (Exw-Jabalpur)

Quantity in t
Monthly Average Price in INR/t, Exw-Jabalpur

INR 4,500/t (=) Exw Fe 63%, 11 Oct'24

Source: BigMint | Note: Iron ore concentrate trade volumes recorded by BigMint

India: Iron ore concentrate prices remain supported in recent deal

2024-10-11

[READ MORE](#)

Fe 62% Australian iron ore fines

Prices in \$/t CFR China

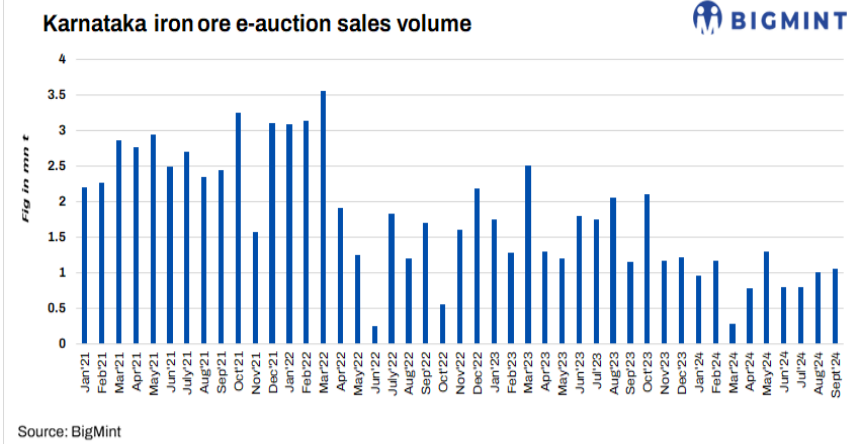
Iron ore fines Fe 62% \$104.25/dmt 0.50
CFR China 10 Oct'24

Source: BigMint

China: Iron ore spot prices remain range-bound d-o-d amid steel mills' low inventory

2024-10-11

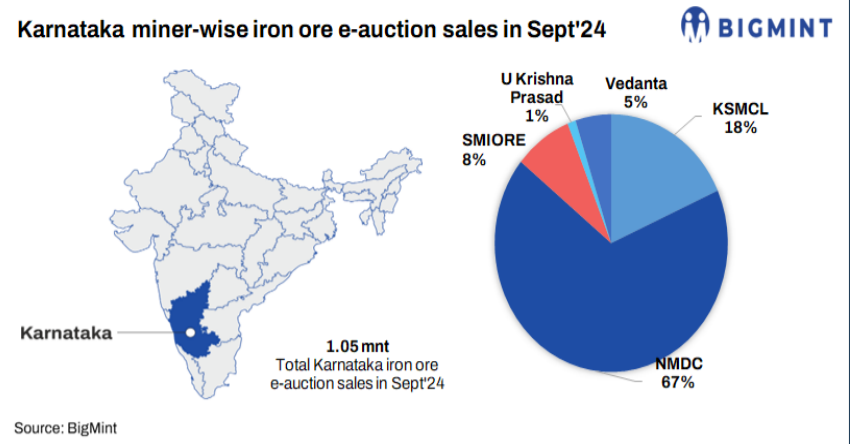
[READ MORE](#)



India: NMDC to auction over 75,000 t of iron ore from Karnataka

2024-10-11

[READ MORE](#)



India: Over 165,000 t of iron ore booked in auctions from Karnataka

2024-10-11

[READ MORE](#)



India: OMDC to auction around 12,000 t of iron ore from Odisha

2024-10-11

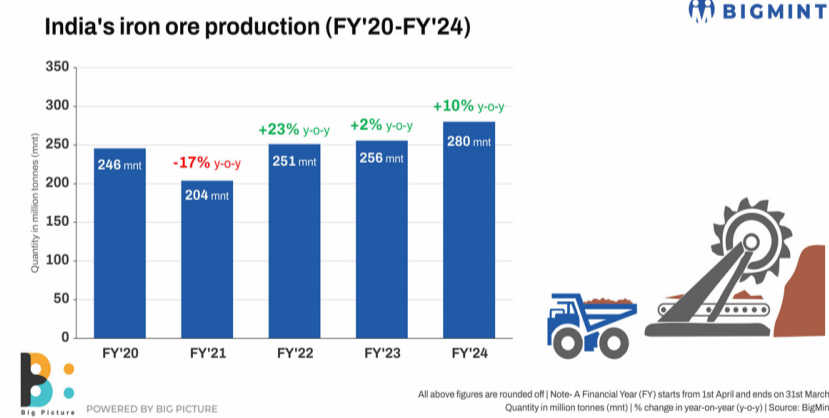
[READ MORE](#)



India: Over 40,000 t of iron ore lumps booked at JSW's auction from Odisha

2024-10-10

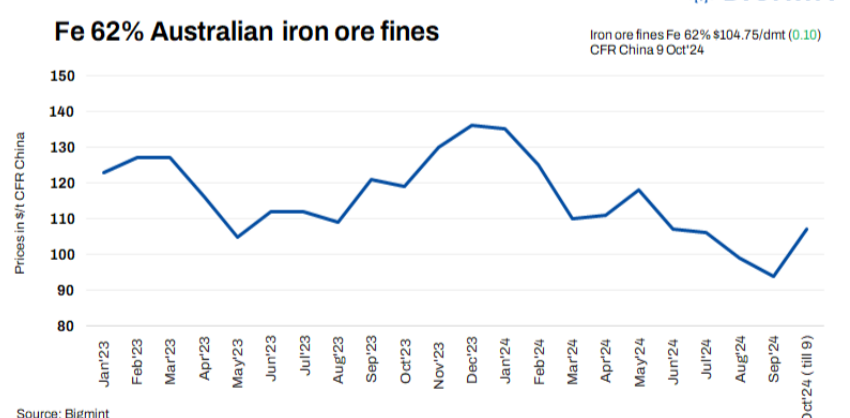
[READ MORE](#)



India: OMDC receives consent to produce iron, manganese ore from Belkundi mines

2024-10-10

[READ MORE](#)



China: Iron ore spot prices remain stable d-o-d

2024-10-10

[READ MORE](#)

Coal

Non Coking (India)

Particular/Delivery	Size/Grade	Delivery	As On	Price	Change	1M	3M
Indian prices (in INR/MT)							
Ex-Gangavaram	RB2 (5500 NAR), S.Africa	Ex-Port	14 Oct 16.55 IST	9,500	0	+ 100	- 150
	RB3 (4800 NAR), South Africa	Ex-Port	14 Oct 16.55 IST	7,650	0	+ 50	- 100

Met Coke (India)

Particular/Delivery	Size/Grade	Delivery	As On	Price	Change	1M	3M
Indian prices (in INR/MT)							
Ex-Jajpur	25-90 mm, Blast Furnace-grade	Ex-Yard	09 Oct 16.48 IST	33,500	+ 200	0	- 1,300
Ex-Gandhidham	25-90 mm, Blast Furnace-grade	Ex-Yard	09 Oct 16.48 IST	29,600	0	- 900	- 3,300

Coking (Global)

Particular/Delivery	Size/Grade	Delivery	As On	Price	Change	1M	3M
Global prices (in USD/MT)							
CNF India	0-40mm, HCC 64 Mid Vol, Australia	-	14 Oct 12.22 IST	\$189	+ 1	+ 18	- 29.8
	0-40mm, Premium HCC, Australia	-	14 Oct 12.22 IST	\$223	0	+ 26.8	- 19
	Low Vol PCI, Australia	-	14 Oct 12.22 IST	\$177	0	+ 21	- 36.4
FOB Australia	0-40mm, Low Vol PCI	-	14 Oct 12.25 IST	\$161	0	+ 21	- 36.2
	HCC 64 Mid Vol	-	14 Oct 12.25 IST	\$172	0	+ 17	- 30.8
	Premium HCC	-	14 Oct 12.25 IST	\$207	0	+ 26.8	- 18.6

Non Coking (Global)

Particular/Delivery	Size/Grade	Delivery	As On	Price	Change	1M	3M
Global prices (in USD/MT)							
CNF India	RB1 (6000 NAR), S.Africa	-	14 Oct 13.33 IST	\$118	0	0	- 5.2
	RB2 (5500 NAR), S.Africa	-	14 Oct 13.33 IST	\$106	0	+ 3	- 4.2
	RB3 (4800 NAR), S.Africa	-	14 Oct 13.33 IST	\$85.5	0	+ 1.1	- 4.7
FOB South Africa	RB1 (6000 NAR)	-	14 Oct 13.35 IST	\$102	0	+ 1	- 4.2
	RB2 (5500 NAR)	-	14 Oct 13.35 IST	\$90.5	0	+ 1.5	- 2.7
	RB3 (4800 NAR)	-	14 Oct 13.35 IST	\$70.5	0	+ 1.1	- 2.7

Met Coke (Global)

Particular/Delivery	Size/Grade	Delivery	As On	Price	Change	1M	3M
Global prices (in USD/MT)							
FOB China	25-90mm, 64% CSR	-	10 Oct 18.06 IST	\$267	+ 7	+ 22	- 12
CNF India	25-90mm, 64% CSR, China	-	10 Oct 17.59 IST	\$276	+ 8	+ 17	- 19
	64% CSR, Japan origin	-	10 Oct 17.59 IST	\$354	0	- 1	- 6

Note:- W-O-W: Week On Week, 1M: Change over last month, 3M: Change over last 3 months

Scrap & Metallic

Sponge (India)

Region	Particular	Sponge Iron (C-DRI)				Pellet Sponge (P-DRI)			
		Price	Change	W-O-W	1M	Price	Change	W-O-W	1M
Indian prices (in INR/MT) As on 14 Oct 2024									
North India	Mandi Gobindgarh	33,700	+ 200	+ 400	+ 4,100	-	-	-	-
East India	Durgapur	30,000	0	+ 200	+ 3,400	27,900	0	+ 100	+ 3,350
East India	Rourkela	29,550	+ 50	+ 50	+ 3,950	-	-	-	-
Central India	Raigarh	29,500	+ 300	- 800	+ 3,300	27,500	+ 300	- 800	+ 3,300
Central India	Raipur	32,000	0	- 950	+ 2,800	28,000	+ 100	- 900	+ 3,100
South India	Bellary	28,450	- 200	- 400	+ 2,550	27,500	- 150	- 300	+ 2,600
Eastern India	Ramgarh	29,650	+ 450	- 250	+ 3,450	27,650	- 100	- 200	+ 3,550
East India	Jharsugda	-	-	-	-	26,700	- 100	- 700	+ 2,850
South India	Hyderabad	-	-	-	-	28,100	- 100	- 500	+ 2,500

All prices are basic, GST extra.

Pig Iron (India)

Particular/Delivery	Size/Grade	Delivery	As On	Price	Change	1M	3M
Indian prices (in INR/MT)							
DAP-Ludhiana	Steel Grade	DAP	14 Oct 17.34 IST	40,300	0	+ 2,300	+ 300
Ex-Bokaro	Steel Grade	Ex-Plant,Bokaro	20 Sep 16.14 IST	34,950	- 950	- 950	- 2,400
Ex-Burnpur	Steel Grade	Ex-Plant,Burnpur	31 May 16.00 IST	40,500	- 2,500	0	0
Ex-Durgapur	Steel Grade	Ex-Works	14 Oct 17.34 IST	40,200	0	+ 4,450	+ 2,450
		Ex-Plant,Durgapur	06 Sep 19.25 IST	35,150	- 350	0	- 1,850
Ex-Rourkela	Steel Grade	Ex-Plant,Rourkela	07 Oct 16.51 IST	38,850	+ 1,100	+ 3,550	+ 650
Ex-Bhilai	Steel Grade	Ex-Plant,Bhilai	09 Oct 17.14 IST	38,700	+ 1,950	+ 700	+ 700
DAP-Raigarh	Steel Grade	DAP	14 Oct 17.34 IST	39,250	- 100	+ 3,000	+ 1,100
DAP-Raipur	Steel Grade	DAP	14 Oct 17.34 IST	39,300	+ 100	+ 2,900	+ 1,200
DAP-Hyderabad	Steel Grade	DAP	14 Oct 13.43 IST	38,600	0	+ 1,400	+ 600
DAP-Delhi	Foundry Grade	DAP	14 Oct 13.33 IST	43,200	- 300	+ 500	+ 200
DAP-Ludhiana	Foundry Grade	DAP	14 Oct 13.33 IST	43,300	0	+ 1,100	+ 300
Ex-Durgapur	Foundry Grade	Ex-Works	14 Oct 13.33 IST	42,500	0	+ 1,000	- 1,000
Ex-Kharagpur	Foundry Grade	Ex-Works	14 Oct 13.33 IST	42,500	0	+ 1,000	- 1,000
DAP-Ahmedabad	Foundry Grade	DAP	14 Oct 13.33 IST	45,000	0	+ 500	- 800
DAP-Kolhapur	Foundry Grade	DAP	14 Oct 13.33 IST	45,500	0	+ 700	- 500

Indian pig iron price assessment frequency has been increased from weekly to daily basis.

Re - Rolling Scrap (India)

Indian prices (in INR/MT)							
Ex-Alang	19-22mm(12 ANE), Ship Breaking	Ex-Yard	14 Oct 10.56 IST	41,000	0	+ 1,000	- 1,500
	15-18mm(10 ANE), Ship Breaking	Ex-Yard	14 Oct 10.56 IST	41,000	0	+ 1,000	- 1,400
	1 Inch, Ship Breaking	Ex-Yard	14 Oct 10.56 IST	41,000	0	+ 1,000	- 1,500
	12-14mm(8 ANE), Ship Breaking	Ex-Yard	14 Oct 10.56 IST	40,500	0	+ 1,000	- 1,300
	5-10 KG, Ship Breaking	Ex-Yard	14 Oct 10.56 IST	40,000	0	+ 1,300	- 800
	9-11mm(6 ANE), Ship Breaking	Ex-Yard	14 Oct 10.56 IST	39,000	0	+ 1,000	- 1,400
	2-5 KG, Ship Breaking	Ex-Yard	14 Oct 10.56 IST	39,000	0	+ 1,300	- 800
	6-8mm(4 ANE), Ship Breaking	Ex-Yard	14 Oct 10.56 IST	38,000	0	+ 1,000	- 1,400
	1-2 KG, Ship Breaking	Ex-Yard	15 Oct 10.25 IST	36,200	+ 300	+ 1,900	- 200
	Attachment, Ship Breaking	Ex-Yard	15 Oct 10.25 IST	36,000	+ 300	+ 1,800	- 200
	HMS(80:20), Ship Breaking	Ex-Yard	15 Oct 10.25 IST	34,500	+ 300	+ 1,500	- 700

Melting Scrap (India)

Particular/Delivery	Size/Grade	Delivery	As On	Price	Change	1M	3M
Indian prices (in INR/MT)							
Ex-Ludhiana	CI Scrap, Mixed Size	DAP	14 Oct 17.49 IST	38,800	+100	+1,000	0
	CR Busheling (Loose)	DAP	14 Oct 17.49 IST	39,300	+400	+3,000	+800
	End Cutting	DAP	14 Oct 17.49 IST	38,500	+500	+3,200	+1,100
	Turning Boring Scrap	DAP	14 Oct 17.49 IST	35,300	+400	+3,400	+100
Ex-Mandi	LMS (Light Melting Scrap)	DAP	14 Oct 17.49 IST	34,000	+300	+3,600	+1,000
	CR Busheling (Loose)	DAP	14 Oct 17.49 IST	39,700	+400	+3,200	+900
	End Cutting	DAP	14 Oct 17.49 IST	38,800	+400	+3,300	+1,100
	HMS(80:20)	DAP	14 Oct 17.49 IST	35,800	+300	+3,600	+600
Ex-Durgapur	HMS(80:20)	DAP	14 Oct 17.49 IST	35,400	+50	+2,000	+750
Ex-Raipur	HMS(80:20)	DAP	14 Oct 17.49 IST	35,300	+300	+2,500	+600
	End Cutting	DAP	14 Oct 17.49 IST	37,300	+300	+2,500	+600
Ex-Ahmedabad	HMS(80:20)	DAP	14 Oct 17.49 IST	33,500	+200	+1,000	-500
	CR Busheling (Bundle)	DAP	14 Oct 17.49 IST	38,500	0	+1,000	+300
Ex-Alang	HMS(80:20)	Ex-Yard	14 Oct 17.49 IST	34,200	+200	+1,200	-1,000
Ex-Jalna	CR Busheling (Loose)	DAP	14 Oct 17.49 IST	36,400	+200	+1,000	+400
	HMS(80:20)	DAP	14 Oct 17.49 IST	33,500	+300	+1,100	+500
Ex-Mumbai	HMS(80:20)	DAP	14 Oct 17.49 IST	33,900	+500	+1,600	+400
Ex-Chennai	Turning Boring Scrap	DAP	14 Oct 17.49 IST	31,300	0	+300	+500
	HMS(80:20)	DAP	14 Oct 17.49 IST	32,200	-100	+300	+400
	CR Busheling (Bundle)	DAP	14 Oct 17.49 IST	35,800	+400	+600	-500
	HMS(90:10)	DAP	14 Oct 17.49 IST	34,100	+100	+200	-500
Ex-Coimbatore	CI Scrap, Mixed Size	DAP	14 Oct 17.49 IST	37,000	-100	+200	-800
Ex-Hyderabad	HMS(80:20)	DAP	14 Oct 17.49 IST	33,500	0	+2,800	+3,200
	HMS(90:10)	DAP	14 Oct 17.49 IST	35,000	0	+2,800	+3,200
Ex-Bhilai	9-13 Meters, 60 KG	Ex-works	23 Sep 19.00 IST	41,000	0	-2,700	-150

Mill Scale (India)

Indian prices (in INR/MT)							
Ex Plant, Raipur	Fines, Fe 70/68%	EXW	11 Oct 17.34 IST	7,300	0	+150	+500
Ex-Kandla	Fines, Fe 70/68%	DAP	11 Oct 17.34 IST	6,950	0	+500	+225

Sponge Iron (Global)

Particular/Delivery	Size/Grade	Delivery	As On	Price	Change	1M	3M
Global prices (in USD/MT)							
CNF Bangladesh	FeM 80% (+/-1), 100% lumps	-	10 Oct 17.05 IST	\$397	+1	+32	+32
CNF Nepal	Mix (70% lumps, 30% fines), FeM 80% (+/-1)	-	10 Oct 17.05 IST	\$388	+2	+41	+33

Melting Scrap (Global)

Global prices (in USD/MT)							
FOB Europe	HMS 80:20 (Bulk)	-	09 Oct 17.06 IST	\$356	+6	+13	-2
FOB USA	HMS 80:20	-	14 Oct 17.00 IST	\$355	-4	+11.2	-4.8
	Shredded	-	14 Oct 17.00 IST	\$375	-4	+11.2	-4.8
CNF Bangladesh	H2 (Bulk, Japan origin)	-	03 Oct 18.34 IST	\$365	0	-4	-36
	HMS 80:20 (Bulk, US Origin)	-	09 Oct 18.52 IST	\$385	+5	+7	-19
	HMS 80:20 (Containers, Europe Origin)	-	14 Oct 18.37 IST	\$391	-5	+1.4	-13
	Shredded (Containers, UK Origin)	-	14 Oct 18.37 IST	\$404	-3	+4	-21.4
CNF China	H2	-	14 Oct 12.04 IST	\$293	0	-30	-32
	HMS 80:20 (Bulk)	-	14 Oct 12.04 IST	\$345	0	+3.8	-5
	Shredded	-	14 Oct 12.04 IST	\$395	0	-2	-15
CNF India	HMS 80:20 (Europe Origin, Containers)	-	14 Oct 18.37 IST	\$378	-2	+12.6	-9.2
	HMS 80:20 (West Africa Origin, Containers)	-	14 Oct 18.37 IST	\$376	-2	+11.6	-10.4
	HMS 80:20 (West Africa Origin, Containers)	-	14 Oct 18.37 IST	\$378	-5	+10.4	-10.8
	Shredded (Europe Origin, Containers)	-	14 Oct 18.37 IST	\$400	-4	+11.6	-14
	Shredded (US Origin, Containers)	-	14 Oct 18.37 IST	\$395	-4	+10.6	-13.4
CNF Pakistan	Shredded (Containers, Europe Origin)	-	14 Oct 18.37 IST	\$408	0	+14.6	-18.6
CNF Taiwan	HMS 80:20 (US Origin, Containers)	-	09 Oct 11.12 IST	\$310	-5	-12.5	-37
CNF Thailand	HMS 70:30	-	29 Jan 17.41 IST	\$352	+2	NA	NA
CNF Turkey	HMS 80:20 (Bulk, US Origin)	-	14 Oct 18.37 IST	\$383	-5	+13.67	-6.4

CNF Vietnam	H2, (Bulk, Japan origin)	-	14 Oct 18.37 IST	\$345	+10	-3	-23
	HMS 80:20 (Bulk, US Origin)	-	14 Oct 18.37 IST	\$368	+3	+8	-18

Pig Iron (Global)

Particular/Delivery	Size/Grade	Delivery	As On	Price	Change	1M	3M
Global prices (in USD/MT)							
FOB Black Sea	Steel Grade	-	12 Oct 17.38 IST	\$360	+12	-10	-50
FOB Brazil	Steel Grade	-	12 Oct 17.38 IST	\$432	0	-5	-13
CNF Italy	Steel Grade	-	12 Oct 17.40 IST	\$408	+12	-10	-45

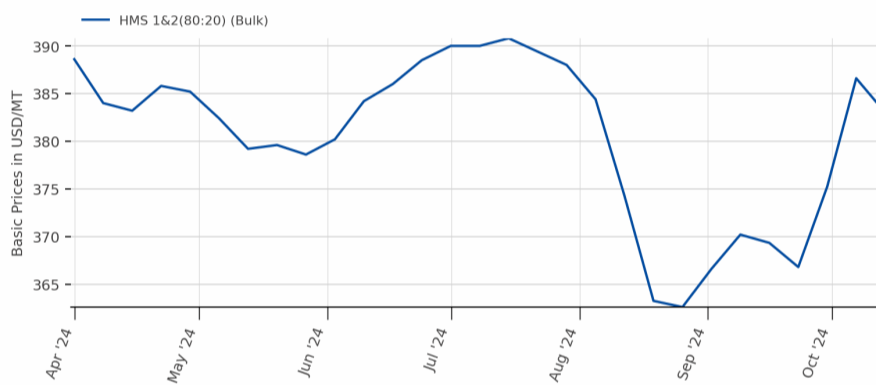
Weekly Assessment,, *Tender Prices in export

Ship Breaking (Global)

Global prices (in USD/MT)							
CNF Bangladesh	Containers	-	08 Oct 12.08 IST	\$490	-10	-30	-50
	Tanker	-	08 Oct 12.08 IST	\$480	-10	-30	-50
CNF India	Containers	-	08 Oct 12.08 IST	\$510	0	0	-20
	Tanker	-	08 Oct 12.08 IST	\$500	0	0	-20
CNF Pakistan	Containers	-	08 Oct 12.08 IST	\$500	+10	0	-20
	Tanker	-	08 Oct 12.08 IST	\$490	+10	0	-20
CNF Turkey	Containers	-	08 Oct 12.08 IST	\$350	+20	+20	-30
	Tanker	-	08 Oct 12.08 IST	\$340	+20	+20	-30

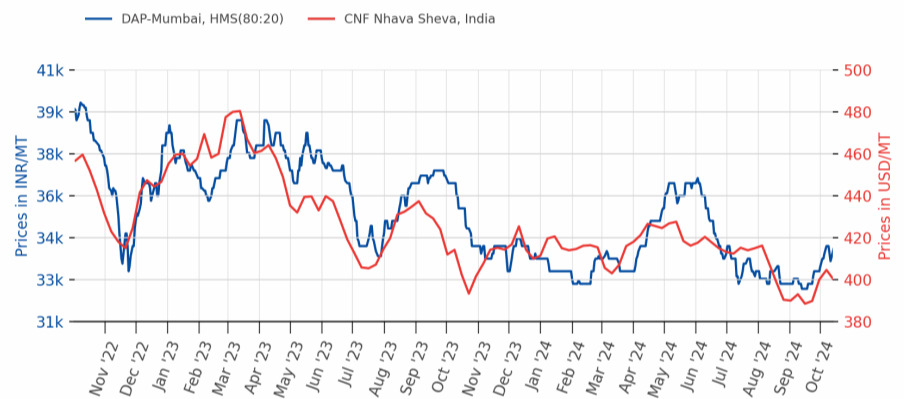
Note:- W-O-W: Week On Week, 1M: Change over last month, 3M: Change over last 3 months

Melting Scrap, CNF Turkey



Source:BigMint

Melting Scrap DAP Mumbai/CNF India



Source:BigMint

Scrap & Metallic News

South Asia: Imported shredded scrap offers from UK/Europe

Offers in \$/t, CFR

India Pakistan Bangladesh Turkiye HMS(80:20)(US)

Source: BigMint

South Asia: India's imported scrap market opens slow post-holidays

2024-10-14 [READ MORE](#)

India Sponge iron price & trade volume

Quantity in t Prices in INR/t

Bellary (PDR) Raipur (PDR) Bellary Raipur Durgapur Durgapur (PDR)

Source: BigMint Research

India: Sponge iron prices show mixed trend amid modest buying - 14 Oct

2024-10-14 [READ MORE](#)

Vietnam: Imported bulk scrap prices

Prices in \$/t, CFR Vietnam

Japanese H2

Source: BigMint

Vietnam: Imported bulk scrap offers from Japan rise by \$10/t w-o-w, weak buyer interest persists

2024-10-14 [READ MORE](#)

India: Melting scrap index DAP-Mandi Gobindgarh (End Cutting vs Billet)

Prices in INR/t

End Cutting Scrap Billet (100x100 mm) Spread(RHS)

End Cutting - INR 38,800/t (+400) 14 Oct '24

Source: BigMint

India: BigMint's ferrous scrap index edges up by INR 400/t as steel prices strengthen

2024-10-14 [READ MORE](#)

Global ferrous scrap market overview

Turkiye: Rebar FOB 520, Billet CNF 502, Scrap CFR 388 (+1%)

Pakistan: Rebar EXW 901, Billet EXW 755, Scrap CFR 408 (+1%)

India: Rebar EXW 578, Billet DAP 521, Scrap CFR 404 (0%)

Bangladesh: Rebar EXW 706, Sponge CPT 397, Scrap CFR 407 (0%)

China: Rebar EXW 529, Billet EXW 456, Scrap CFR 395 (0%)

Japan: Scrap FOB 305 (+11%)

Week 41, 2024 (07-12 Oct'24)

Turkiye: Bulk HMS(80:20) scrap | Japan: H2 Scrap | China: Shredded Scrap | South Asia: Shredded Scrap | Prices now in \$/t | % change on w-o-w basis | Source: BigMint

Weekly round-up: Global ferrous scrap market sees mixed trends

2024-10-14 [READ MORE](#)

Weekly snapshot

Commodity	Change in %
Coking coal	1.36 %
Billet	-2.73 %
Rebar	-2.84 %
HRC (Cut-to-length)	0.39 %

% Change on w-o-w basis

Weekly round-up: Semi-finished prices struggles with weak demand, falling prices

2024-10-14 [READ MORE](#)

South Korea: Steel mills scrap purchase price update

South Korea: Hyundai Steel cuts scrap procurement prices by up to \$7/t

2024-10-14

[READ MORE](#)

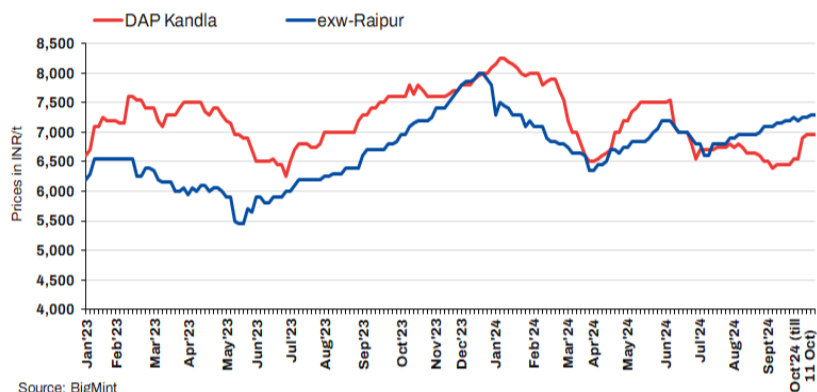
Turkish imported bulk ferrous scrap deal updates

Turkiye: Imported ferrous scrap prices rise in recent EU deals

2024-10-11

[READ MORE](#)

India: Domestic mill-scale prices



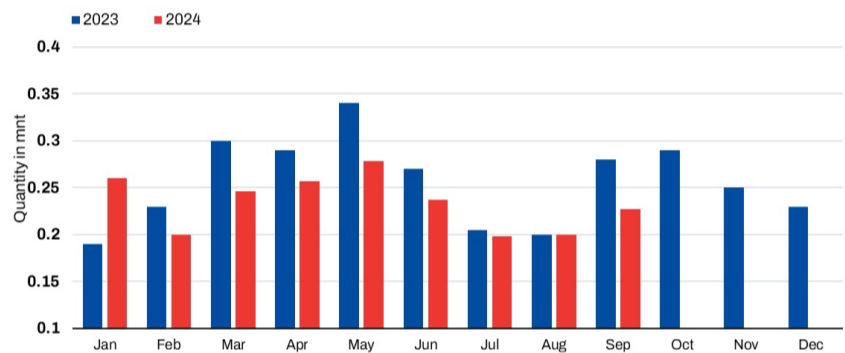
Source: BigMint

India: Mill scale prices remain stable in Kandla, Raipur

2024-10-11

[READ MORE](#)

Taiwan ferrous scrap imports



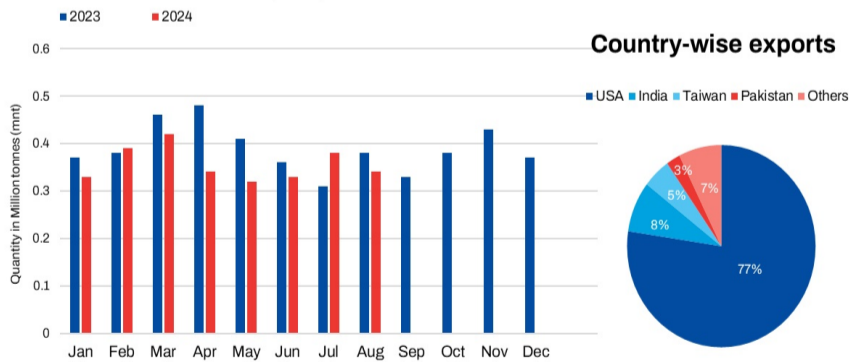
Source: BigMint

Taiwan's ferrous scrap imports rise 13% m-o-m in Sep'24

2024-10-10

[READ MORE](#)

Canada's ferrous scrap export volumes



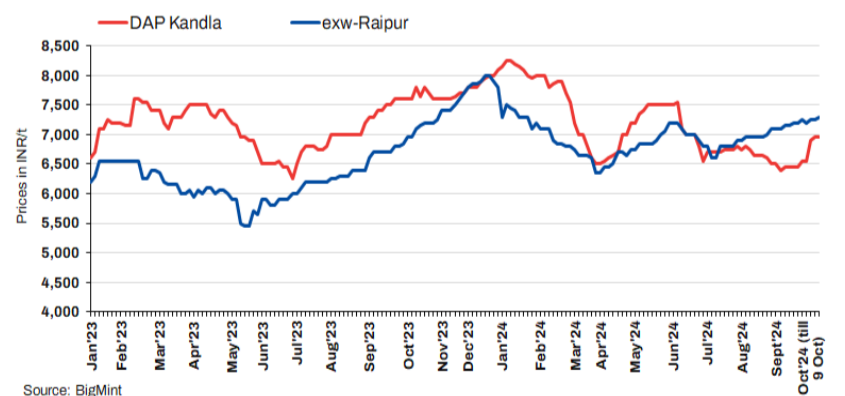
Source: Customs data | Compiled and maintained by BigMint

Canada's ferrous scrap exports fall 11% m-o-m in Aug'24

2024-10-10

[READ MORE](#)

India: Domestic mill-scale prices



Source: BigMint

India: Mill scale prices remain largely stable in Kandla, Raipur

2024-10-09

[READ MORE](#)

Steel

Ingots/Billet (India)

Region	Particular	INGOT				BILLET			
		Price	Change	W-O-W	1M	Price	Change	W-O-W	1M
Indian prices (in INR/MT) As on 14 Oct 2024									
North India	Ghaziabad	43,600	+ 900	+ 600	+ 4,400	-	-	-	-
North India	Ludhiana	45,000	+ 400	- 100	+ 3,200	-	-	-	-
North India	Mandi Gobindgarh	44,400	+ 400	+ 150	+ 3,700	44,400	+ 400	+ 150	+ 3,700
North India	Muzaffarnagar	43,500	+ 800	+ 400	+ 4,500	-	-	-	-
East India	Rourkela	40,450	+ 450	+ 450	+ 4,450	40,900	+ 400	+ 100	+ 4,500
Central India	Raigarh	40,600	+ 250	- 600	+ 3,900	40,950	+ 350	- 550	+ 4,000
Central India	Raipur	41,300	+ 400	- 400	+ 4,300	41,600	+ 600	- 350	+ 4,400
West India	Ahmedabad	42,800	+ 300	- 200	+ 3,600	43,900	+ 400	- 100	+ 4,200
West India	Jaipur	43,000	+ 200	- 300	+ 3,700	-	-	-	-
West India	Mumbai	43,500	+ 800	- 1,200	+ 4,200	44,100	+ 900	- 1,100	+ 4,300
East India	Durgapur	-	-	-	-	41,300	+ 100	+ 50	+ 3,750
East India	Kolkata	-	-	-	-	42,000	+ 100	+ 50	+ 3,750
West India	Bhavnagar	-	-	-	-	43,500	+ 500	- 100	+ 4,000
West India	Goa	-	-	-	-	44,000	- 500	0	+ 3,500
West India	Jalna	-	-	-	-	43,800	+ 200	- 1,200	+ 4,000
South India	Chennai	-	-	-	-	45,000	0	0	+ 3,700
South India	HINDPUR	-	-	-	-	43,800	0	- 500	+ 3,500
South India	Hyderabad	-	-	-	-	42,500	0	- 500	+ 4,000
Eastern India	Ramgarh	-	-	-	-	41,400	+ 100	0	+ 4,000

All prices are basic, GST @ 18% extra. Ingot - 3.5"*4.5", Commercial Grade, Billet - 100*100

Rebar (India)

Particular/Delivery	Size/Grade	Delivery	As On	Price	PRICE @ 18%GST	Change	1M	3M
Indian prices (in INR/MT)								
Exy-Delhi/NCR	12-32mm, BF Route, IS 1786 Fe 550D	Ex-Yard	11 Oct 17.31 IST	54,500	64,300	+ 1,000	+ 3,700	+ 1,700
	12-32mm, BF Route, IS 1786 Fe 500D	Ex-Yard	11 Oct 17.31 IST	54,500	64,300	+ 1,000	+ 3,700	+ 1,700
Exy-Durgapur	12-32mm BF Route, IS 1786 Fe 500D	Ex-Yard	11 Oct 17.31 IST	53,100	62,700	+ 1,100	+ 4,200	0
	12-32mm BF Route, IS 1786 Fe 550D	Ex-Yard	11 Oct 17.31 IST	53,100	62,700	+ 1,100	+ 4,200	0
Exy-Ahmedabad	12-32mm BF Route, IS 1786 Fe 500D	Ex-Yard	11 Oct 17.31 IST	53,600	63,200	+ 1,000	+ 3,100	+ 600
	12-32mm BF Route, IS 1786 Fe 550D	Ex-Yard	11 Oct 17.31 IST	53,600	63,200	+ 1,000	+ 3,100	+ 600
Exy-Mumbai	12-32mm, BF Route, IS 1786 Fe 500D	Ex-Yard	11 Oct 17.31 IST	53,600	63,200	+ 1,200	+ 3,000	+ 1,300
	12-32mm, BF Route, IS 1786 Fe 550D	Ex-Yard	11 Oct 17.31 IST	53,600	63,200	+ 1,200	+ 3,000	+ 1,300
Exy-Bangalore	12-32mm, BF Route, IS 1786 Fe 550D	Ex-Yard	11 Oct 17.31 IST	54,200	64,000	+ 600	+ 2,800	+ 800
	12-32mm, BF Route, IS 1786 Fe 500D	Ex-Yard	11 Oct 17.31 IST	54,200	64,000	+ 600	+ 2,800	+ 800
Exy-Chennai	12-32mm, BF Route, IS 1786 Fe 500D	Ex-Yard	11 Oct 17.31 IST	54,300	64,100	+ 600	+ 2,800	+ 1,100
	12-32mm, BF Route, IS 1786 Fe 550D	Ex-Yard	11 Oct 17.31 IST	54,300	64,100	+ 600	+ 2,800	+ 1,100
Exy-Hyderabad	12-32mm, BF Route, IS 1786 Fe 500D	Ex-Yard	11 Oct 17.31 IST	53,900	63,600	+ 1,300	+ 3,900	+ 600
	12-32mm, BF Route, IS 1786 Fe 550D	Ex-Yard	11 Oct 17.31 IST	53,900	63,600	+ 1,300	+ 3,900	+ 600
Indian prices (in INR/MT)								
Ex-Delhi/NCR	12-25mm, IF Route, Fe 500, IS 1786	Ex-Works	14 Oct 17.52 IST	49,000	57,800	+ 500	+ 5,400	+ 2,700
Ex-Jaipur	12-25mm IF route, Fe 500, IS 1786	Ex-Works	14 Oct 17.52 IST	47,000	55,500	+ 200	+ 4,100	+ 2,300
Ex-Mandi Gobindgarh	12-25mm, IF Route, Fe 500, IS 1786	Ex-Works	14 Oct 17.52 IST	49,000	57,800	+ 300	+ 3,500	+ 1,400
Ex-Muzaffarnagar	12-25mm, IF Route, Fe 500, IS 1786	Ex-Works	14 Oct 13.55 IST	47,600	56,200	+ 300	+ 5,100	+ 2,200
Ex-Durgapur	12-25mm, IF Route, Fe 500D, IS 1786	Ex-Works	14 Oct 17.52 IST	46,900	55,300	+ 100	+ 5,000	+ 3,300
	12-25mm, IF Route, Fe 500, IS 1786	Ex-Works	14 Oct 17.52 IST	44,800	52,900	+ 100	+ 5,000	+ 3,300
Ex-Rourkela	12-25mm, IF Route, Fe 500, IS 1786	Ex-Works	14 Oct 13.55 IST	45,000	53,100	0	+ 4,500	+ 3,500
	12-25mm, IF Route, Fe 500D, IS 1786	Ex-Works	14 Oct 13.55 IST	48,000	56,600	0	+ 1,500	+ 200
Ex-Raigarh	12-25mm, IF Route, Fe 500, IS 1786	Ex-Works	14 Oct 13.55 IST	44,800	52,900	+ 500	+ 4,500	+ 3,800
Ex-Raipur	12-25mm, IF Route, Fe 500, IS 1786	Ex-Works	14 Oct 17.52 IST	44,900	53,000	+ 400	+ 4,200	+ 3,200
	12-25mm, IF Route, Fe 500D, IS 1786	Ex-Works	14 Oct 13.55 IST	48,200	56,900	0	+ 4,400	+ 3,200
Ex-Ahmedabad	12-25mm, IF Route, Fe 500, IS 1786	FOR	14 Oct 17.52 IST	47,600	56,200	- 200	+ 3,400	+ 1,400

Ex-Goa	12-25mm, IF Route, Fe 500, IS 1786	Ex-Works	14 Oct 13.55 IST	49,400	58,300	0	+ 3,500	+ 1,800
Ex-Jalna	12-25mm, IF Route, Fe 500, IS 1786	Ex-Works	14 Oct 13.55 IST	49,300	58,200	0	+ 4,700	+ 3,400
Ex-Mumbai	12-25mm, IF Route, Fe 500, IS 1786	Ex-Works	14 Oct 13.55 IST	48,800	57,600	+ 200	+ 3,500	+ 2,800
Ex-Bangalore	12-25mm, IF Route, Fe 550, IS 1786	Ex-Works	14 Oct 13.55 IST	49,800	58,800	0	+ 3,800	+ 2,900
	12-25mm, IF Route, Fe 550D, IS 1786	Ex-Works	14 Oct 13.55 IST	53,000	62,500	0	+ 3,900	+ 2,900
Ex-Chennai	12-25mm, IF Route, Fe 500, IS 1786	Ex-Works	14 Oct 13.55 IST	48,300	57,000	0	+ 2,300	+ 800
Ex-Hyderabad	12-25mm, IF Route, Fe 500, IS 1786	Ex-Works	14 Oct 13.55 IST	46,500	54,900	- 300	+ 4,000	+ 3,000
Ex-Patna	12-25mm IF route, Fe 500, IS 1786	Ex-Works	14 Oct 13.55 IST	45,200	53,300	0	+ 2,900	+ 1,800

Structure (Medium & Small Scale Producers) (India)

Region/Zone	Particular	40 ANGLE	Change	1M	75 CHANNEL	Change	1M	200 BEAM	Change	1M
Indian prices (in INR/MT)										
North India	Ghaziabad	-	-	-	-	-	-	51,700	0	+ 3,900
East India	Durgapur	46,700	0	+ 3,900	46,700	0	+ 3,900	47,250	0	+ 3,700
Central India	Raipur	-	-	-	46,900	+ 200	+ 3,900	-	-	-
West India	Ahmedabad	48,500	+ 200	+ 3,300	48,500	+ 200	+ 3,300	-	-	-
West India	Mumbai	51,200	+ 400	+ 3,500	52,000	+ 400	+ 3,500	-	-	-
South India	Hyderabad	48,900	0	+ 3,400	48,500	0	+ 3,400	-	-	-

Indian Structure price assessment frequency has been increased from weekly to daily basis, All prices are basic, Commercial Grade, Basic Price GST @ 18% extra

Wire Rod (India)

Particular	Size/Grade	Raipur	Change	W-O-W	Durgapur	Change	W-O-W
Indian prices (in INR/MT)							
SWRY 14 LC Gr 3, Induction route	5.5 mm	45,600	+ 600	- 900	45,100	+ 100	+ 200
HB Wire, Induction route	12 Gauge	47,900	+ 600	- 900	47,600	+ 100	+ 200
GI Wire, Induction route	12 Gauge	51,900	+ 100	- 1,200	55,100	+ 100	+ 200
Binding Wire, Induction route	20 Gauge	54,000	0	- 1,200	53,900	+ 100	+ 200
Barbed Wire, Induction route	12*12 Gauge	53,900	+ 100	- 1,200	58,100	+ 100	+ 200

Daily Assessment, Commercial Grade, Basic Price GST @ 18% extra

HRC (India)

Particular/Delivery	Size/Grade	Delivery	As On	Price	Change	1M	3M
Indian prices (in INR/MT)							
Delhi	2.5-8mm / CTL, IS2062, Gr E250 Br.	Ex-stockyard	11 Oct 17.57 IST	48,500	0	+ 350	- 3,800
	2.5-8mm / CTL, IS2062, Gr E350 Br.	Ex-stockyard	11 Oct 17.57 IST	51,500	0	- 100	- 3,750
Faridabad	2.5-8mm / CTL, IS2062, Gr E250 Br.	Ex-stockyard	11 Oct 17.57 IST	48,500	0	- 50	- 3,750
	1.8mm / CTL, IS2062, Gr E250 Br.	Ex-stockyard	11 Oct 17.57 IST	50,000	0	- 100	- 3,750
Ludhiana	2.5-8mm / CTL, IS2062, Gr E250 Br.	Ex-stockyard	11 Oct 17.57 IST	48,800	0	+ 50	- 4,500
Kolkata	2.5-8mm / CTL, IS2062, Gr E250 Br.	Ex-stockyard	11 Oct 17.57 IST	46,600	+ 100	+ 200	- 4,700
Ahmedabad	2.5-8mm / CTL, IS2062, Gr E250 Br.	Ex-stockyard	11 Oct 17.57 IST	49,500	0	- 350	- 3,800
	2.5-8mm / CTL, IS2062, Gr E250 Br.	Ex-stockyard	11 Oct 17.57 IST	48,600	0	+ 100	- 3,500
Mumbai	1.8mm / CTL, IS2062, Gr E250 Br.	Ex-stockyard	11 Oct 17.57 IST	50,100	0	+ 100	- 3,450
	2.5-8mm / CTL, IS2062, Gr E350 Br.	Ex-stockyard	11 Oct 17.57 IST	51,600	0	+ 100	- 3,550
Bangalore	2.5-8mm / CTL, IS2062, Gr E250 Br.	Ex-stockyard	11 Oct 17.57 IST	51,500	0	+ 150	- 3,300
Chennai	2.5-8mm / CTL, IS2062, Gr E250 Br.	Ex-stockyard	11 Oct 17.57 IST	49,600	+ 100	- 200	- 5,150
	1.8mm / CTL, IS2062, Gr E250 Br.	Ex-stockyard	11 Oct 17.57 IST	51,900	+ 100	+ 200	- 4,350
Hyderabad	2.5-8mm / CTL, IS2062, Gr E250 Br.	Ex-stockyard	11 Oct 17.57 IST	48,600	- 100	- 550	- 3,900

Weekly Assessment, Commercial Grade, *Basic Price GST @ 18% extra.,

CRC (India)

Particular/Delivery	Size/Grade	Delivery	As On	Price	Change	1M	3M
Indian prices (in INR/MT)							
Delhi	0.90mm / CTL, IS 513, CR1	Ex-stockyard	11 Oct 18.03 IST	56,500	0	- 150	- 4,300
Faridabad	0.5mm / CTL, IS 513, CR1	Ex-stockyard	11 Oct 18.03 IST	57,800	- 300	- 400	- 3,450
	0.90mm / CTL, IS 513, CR1	Ex-stockyard	11 Oct 18.03 IST	56,000	- 600	- 700	- 3,750
Ludhiana	0.90mm / CTL, IS 513, CR1	Ex-stockyard	11 Oct 18.03 IST	55,800	0	0	- 4,000
Kolkata	0.90mm / CTL, IS 513, CR1	Ex-stockyard	11 Oct 18.03 IST	53,000	0	+ 200	- 4,500
Ahmedabad	0.90mm / CTL, IS 513, CR1	Ex-stockyard	11 Oct 18.03 IST	56,900	+ 100	+ 50	- 3,050

Mumbai	0.5mm / CTL, IS 513, CR1	Ex-stockyard	11 Oct 18.03 IST	57,300	+ 200	- 300	- 3,950
	0.90mm / CTL, IS 513, CR1	Ex-stockyard	11 Oct 18.03 IST	55,800	+ 200	- 250	- 3,950
Bangalore	0.9mm / CTL, IS 513, CR1	Ex-stockyard	11 Oct 18.03 IST	58,500	0	- 1,100	- 4,500
Chennai	0.5mm / CTL, IS 513, CR1	Ex-stockyard	11 Oct 18.03 IST	60,700	- 300	- 1,300	- 4,000
	0.90mm / CTL, IS 513, CR1	Ex-stockyard	11 Oct 18.03 IST	59,200	- 300	- 1,300	- 4,000
Hyderabad	0.90mm / CTL, IS 513, CR1	Ex-stockyard	11 Oct 18.03 IST	57,100	0	- 800	- 4,250

Weekly Assessment, Commercial Grade, *Basic Price GST @ 18% extra.,

HR Plate (India)

Particular/Delivery	Size/Grade	Delivery	As On	Price	Change	1M	3M
Indian prices (in INR/MT)							
Delhi	60-100mm, Gr E350 Br.	Ex-stockyard	09 Oct 18.14 IST	60,500	+ 800	+ 200	- 4,000
	5-10mm, Gr E350 Br.	Ex-stockyard	09 Oct 18.14 IST	52,500	+ 500	- 500	- 4,400
	20-40mm, Gr E350 Br.	Ex-stockyard	09 Oct 18.14 IST	56,700	+ 400	- 200	- 4,300
	60-100mm, Gr E250 Br.	Ex-stockyard	09 Oct 18.14 IST	57,000	+ 800	+ 200	- 4,000
	5-10mm, Gr E250 Br.	Ex-stockyard	09 Oct 18.14 IST	49,000	+ 500	- 500	- 4,400
	20-40mm, Gr E250 Br.	Ex-stockyard	09 Oct 18.14 IST	53,200	+ 300	- 200	- 4,200
Mumbai	60-100mm, Gr E350 Br.	Ex-stockyard	09 Oct 18.14 IST	60,700	+ 500	- 200	- 3,500
	5-10mm, Gr E350 Br.	Ex-stockyard	09 Oct 18.14 IST	52,700	+ 200	- 1,300	- 4,400
	20-40mm, Gr E350 Br.	Ex-stockyard	09 Oct 18.14 IST	57,100	+ 900	+ 200	- 3,200
	60-100mm, Gr E250 Br.	Ex-stockyard	09 Oct 18.14 IST	57,700	+ 1,000	+ 300	- 3,100
	5-10mm, Gr E250 Br.	Ex-stockyard	09 Oct 18.14 IST	49,200	+ 200	- 1,300	- 4,400
	20-40mm, Gr E250 Br.	Ex-stockyard	09 Oct 18.14 IST	54,000	+ 1,300	+ 500	- 2,900

Weekly Assessment, Commercial Grade, Basic Price GST @ 18% extra

GP (India)

Indian prices (in INR/MT)							
Delhi	0.7mm / CTL, 120 GSM, IS277	Ex-stockyard	10 Oct 17.50 IST	58,000	0	- 500	- 6,200
	0.6mm / CTL, 120 GSM, IS277	Ex-stockyard	10 Oct 17.50 IST	59,300	0	- 500	- 6,500
Mumbai	0.8mm / CTL, 120 GSM, IS277	Ex-stockyard	10 Oct 17.50 IST	57,600	+ 600	- 1,700	- 5,700
	0.6mm / CTL, 120 GSM, IS277	Ex-stockyard	10 Oct 17.50 IST	58,500	+ 300	- 2,300	- 6,300
Chennai	0.8-1.6mm / CTL, 120gsm, IS277	Ex-stockyard	10 Oct 17.50 IST	61,300	0	- 1,200	- 6,000
	0.6mm / CTL, 120 GSM, IS277	Ex-stockyard	10 Oct 17.50 IST	62,800	0	- 1,200	- 6,000
Hyderabad	0.8mm / CTL, 120 GSM, IS277	Ex-stockyard	10 Oct 17.50 IST	60,800	0	- 500	- 6,100
	0.6mm / CTL, 120 GSM, IS277	Ex-stockyard	10 Oct 17.50 IST	62,300	0	- 500	- 6,100

PPGI (India)

Particular/Delivery	Size/Grade	Delivery	As On	Price	Change	1M	3M
Indian prices (in INR/MT)							
Delhi	0.5mm / CTL, 90 GSM, IS14246	Ex-stockyard	10 Oct 17.54 IST	67,000	0	- 1,000	- 6,600
Mumbai	0.5mm / CTL, 90 GSM, IS14246	Ex-stockyard	10 Oct 17.54 IST	66,500	+ 500	- 1,300	- 6,100

MS Pipes (India)

Indian prices (in INR/MT)							
Ex-Raipur	41-60 OD (Patra Based)	Ex-works	14 Oct 16.34 IST	43,300	0	+ 3,100	+ 500
Ex-Mandi Gobindgarh	41-60 OD (Patra Based)	Ex-works	14 Oct 16.34 IST	45,800	+ 300	+ 3,600	- 200
Exy-Delhi	2.2-6mm, IS 1239,IS 1161 (HR Coil Based)	Ex-Yard	09 Oct 18.05 IST	52,000	0	- 500	- 6,500
Exy-Raipur	2.2-6mm, IS 1239,IS 1161 (HR Coil Based)	Ex-Yard	09 Oct 18.05 IST	51,000	0	0	- 6,500
Exy-Mumbai	2.2-6mm, IS 1239,IS 1161 (HR Coil Based)	Ex-Yard	09 Oct 18.05 IST	51,000	0	0	- 6,500
Exy-Pune	2.2-6mm, IS 1239,IS 1161 (HR Coil Based)	Ex-Yard	09 Oct 18.05 IST	51,000	0	0	- 6,500
Exy-Bangalore	2.2-6mm, IS 1239,IS 1161 (HR Coil Based)	Ex-Yard	09 Oct 18.05 IST	52,000	0	- 500	- 5,500
Exy-Hyderabad	2.2-6mm, IS 1239,IS 1161 (HR Coil Based)	Ex-Yard	09 Oct 18.05 IST	52,000	0	0	- 6,000

Billet (Global)

Particular/Delivery	Size/Grade	Delivery	As On	Price	Change	1M	3M
Global prices (in USD/MT)							
FOB India	150*150, 3SP/4SP	-	04 Oct 19.13 IST	\$470	+ 5	0	NA
FOB Iran	130*130, 3SP	-	11 Oct 18.16 IST	\$465	+ 11	0	- 13
FOB Russia	130*130, 3SP	-	11 Oct 18.16 IST	\$482	+ 12	+ 22	- 18
CNF Nepal	100*100, IS 2831 (IF Grade)	-	11 Oct 18.13 IST	\$515	- 3	+ 38	+ 19.5
CNF Philippines	150*150, 3SP	-	11 Oct 18.13 IST	\$495	- 10	+ 37.5	+ 1
CNF Turkey	120*120	-	11 Oct 18.13 IST	\$502	+ 12	+ 27	- 13

Weekly Assessment

Rebar (Global)

Particular/Delivery	Size/Grade	Delivery	As On	Price	Change	1M	3M
Global prices (in USD/MT)							
FOB Turkey	12-32mm, Commercial	-	11 Oct 11.42 IST	\$620	+ 10	+ 35	+ 40

Wire Rod (Global)

Particular/Delivery	Size/Grade	Delivery	As On	Price	Change	1M	3M
Global prices (in USD/MT)							
CNF Nepal	5.5-6.0mm, Commercial Grade	-	11 Oct 17.00 IST	\$555	0	+ 40	+ 17
	6-8 mm, ASTM A510 SAE 1008	-	11 Oct 17.00 IST	\$605	- 5	+ 25	+ 15

HRC (Global)

Particular/Delivery	Size/Grade	Delivery	As On	Price	Change	1M	3M
Global prices (in USD/MT)							
CNF Bangladesh	2mm, SAE 1006 (China origin)	-	11 Oct 18.29 IST	\$580	- 15	+ 75	+ 25
CNF Dubai	2mm, SAE1006 (India origin), SAE1006	-	08 Oct 18.44 IST	\$540	- 55	NA	NA
CNF Europe	3-4mm, S235JR	-	11 Oct 18.29 IST	\$545	- 15	+ 40	- 20
	3mm+, S275	-	08 Oct 18.44 IST	\$603	0	0	- 47
CNF India	2-12 mm, SS400 (China Origin)	-	11 Oct 18.29 IST	\$555	- 15	+ 75	+ 10
	3mm, SS400 (South Korea Origin)	-	08 Oct 18.44 IST	\$530	0	NA	- 40
CNF Nepal	2mm, SAE1006 (India origin), SAE1006	-	08 Oct 18.44 IST	\$545	+ 5	+ 1	- 75
CNF Pakistan	2mm, SS400 (China origin), SS400	-	11 Oct 18.29 IST	\$540	- 20	+ 68	+ 4
	2mm, SS400 (Japan origin), SS400	-	08 Oct 18.44 IST	\$520	+ 10	NA	NA
CNF UAE	2mm, SAE1006 (China Origin)	-	08 Oct 18.44 IST	\$570	+ 60	+ 80	+ 18
CNF Vietnam	2 mm, SAE 1006 (Formosa, skin pass)	-	08 Oct 16.19 IST	\$550	+ 33	NA	NA
	2-20mm, SAE 1006 (India Origin)	-	09 Apr 18.25 IST	\$567	0	NA	NA
	2-3mm, SAE 1006 (China Origin)	-	11 Oct 18.29 IST	\$555	+ 10	+ 85	+ 30
	Thickness - 2-6 mm, Width - 1.1-1.3m	-	03 Oct 10.47 IST	\$550	+ 35	NA	NA
FOB Black Sea	3mm, SAE1006	-	08 Oct 18.41 IST	\$505	+ 35	+ 35	- 40
FOB China	3-12mm, SS400	-	11 Oct 18.27 IST	\$525	- 15	+ 75	+ 15
FOB India	2.5 mm, SAE1006	-	23 Apr 18.30 IST	\$560	0	NA	NA
FOB Japan	2mm, SS400	-	08 Oct 18.41 IST	\$495	+ 10	- 5	- 45
FOB South Korea	1.6-2.5mm, SAE 1006	-	08 Oct 18.41 IST	\$500	0	NA	- 50

CRC (Global)

Particular/Delivery	Size/Grade	Delivery	As On	Price	Change	1M	3M
Global prices (in USD/MT)							
FOB China	0.90mm, SPCC	-	09 Oct 18.14 IST	\$600	+ 35	+ 80	+ 30
FOB India	0.9 mm, IS 513 Gr.O	-	09 Oct 18.14 IST	\$640	+ 15	- 5	- 35
FOB Russia	0.90mm, SPCC	-	09 Oct 18.14 IST	\$610	+ 35	+ 40	- 27

HR Plate (Global)

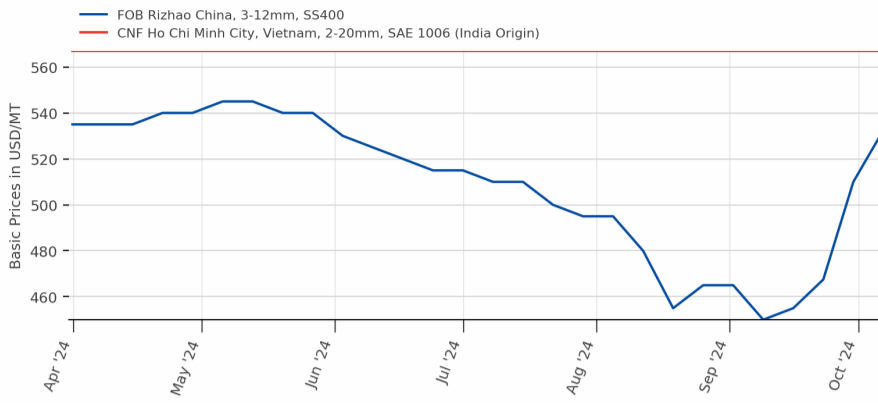
Particular/Delivery	Size/Grade	Delivery	As On	Price	Change	1M	3M
Global prices (in USD/MT)							
FOB China	5-10mm, SS 400	-	09 Oct 18.17 IST	\$535	+ 25	+ 65	+ 5

GP (Global)

Particular/Delivery	Size/Grade	Delivery	As On	Price	Change	1M	3M
Global prices (in USD/MT)							
FOB China	DX51D+z80, Width 1,000-1,500 mm, thickness 0.5-2mm	-	10 Oct 17.57 IST	\$630	+ 20	+ 50	+ 5
FOB India	Width 900-1250mm, thickness 0.50mm, DX51D+z80, BS EN 10142:2000	-	10 Oct 17.57 IST	\$745	+ 10	+ 10	- 25

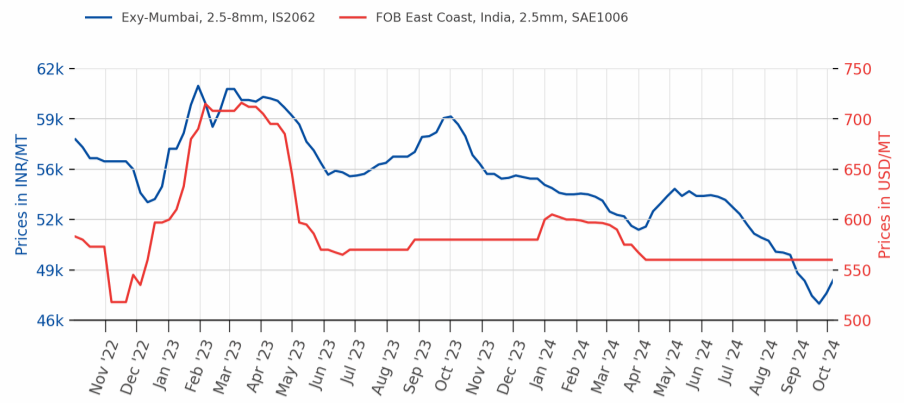
Note:- W-O-W: Week On Week, 1M: Change over last month, 3M: Change over last 3 months

HRC

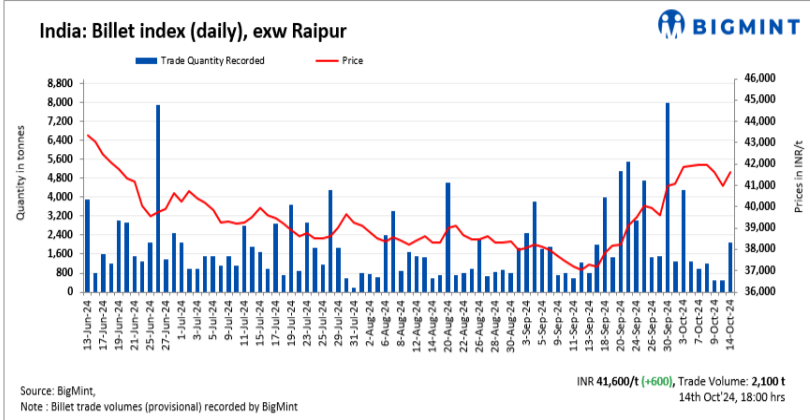


Source:BigMint

Prices of HRC Exy Mumbai/FOB India



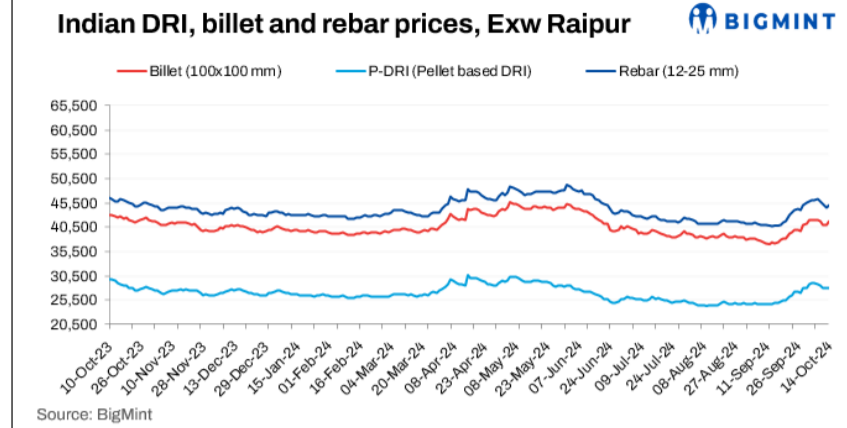
Source:BigMint



India: BigMint's billet index up INR 600/t d-o-d on rising buying interest - 14 Oct

2024-10-14

[READ MORE](#)



Indian DRI, billet, and rebar update - 14 Oct

2024-10-14

[READ MORE](#)

India: Brandwise rebar offers

India's brand-wise rebar offers from BF and IF route mills - 14 Oct

2024-10-14

[READ MORE](#)

Iran's Production of Semi-Finished Steel Products

Products	6-month Persian Calendar last year	6-month Persian Calendar this year	y-o-y change
Billet & Bloom	9.74	8.75	-10%
Slab	5.64	5.58	-1%
Total Semi-finished Steel	15.38	14.33	-7%
DRI	18.94	20.97	+11%

Fig in mnt | Source: Petrometals

Iran: Semi-finished steel production falls by over 5% y-o-y in H1 of current Persian year

2024-10-14

[READ MORE](#)

India: Daily Trade Sheet for steel & related commodities

BigMint's daily trade sheet - 11 Oct'24

2024-10-14

[READ MORE](#)



Weekly: Healthy profits boost BF production in China

2024-10-14

[READ MORE](#)

India steel indices table



Indices as on Friday	11-Oct-24	4-Oct-24	27-Sep-24	20-Sep-24	13-Sep-24
India Rebar Index	=	+4.1%	+3.4%	+0.4%	-0.4%
India Wire Rod Index	150.6	151.0	146.6	143.5	142.5
India Structure Steel Index	138.4	139.0	135.2	131.2	130.8
India Steel Long Composite Index	139.6	139.7	134.9	130.9	130.3
India HRC Index	130.0	129.5	127.0	127.7	128.3
India CRC Index	132.0	132.0	131.1	132.0	132.7
India GP Index	122.6	122.3	122.1	123.0	124.6
India HR Plate Index	131.2	130.2	130.2	132.2	133.6
India Flat Steel Composite Index	129.2	128.8	127.3	128.2	128.6
India Steel Composite Index	134.5	134.4	131.2	128.6	130.0

Index Base Year: 03-Jan-20 | Index Base Value: 100 | Changes indicated in are on w-o-w basis | Source: BigMint

India steel index remains flat w-o-w. Will price rise sustain post-Diwali?

2024-10-14

[READ MORE](#)

China Domestic Billet Price

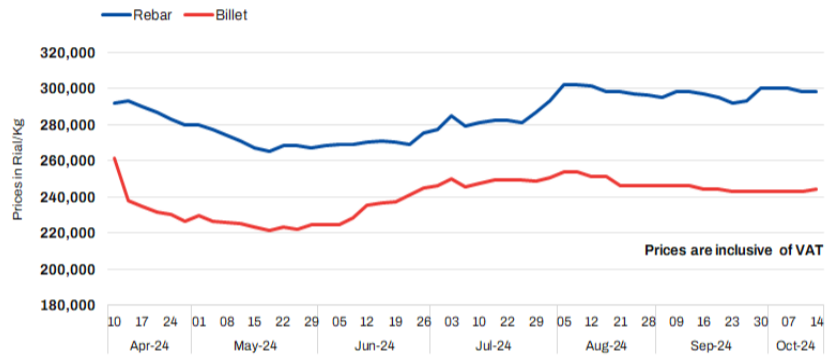


China: Steel billet prices rise by RMB 30/t (\$4/t) amid positive market sentiments

2024-10-14

[READ MORE](#)

Iran Domestic Steel Price



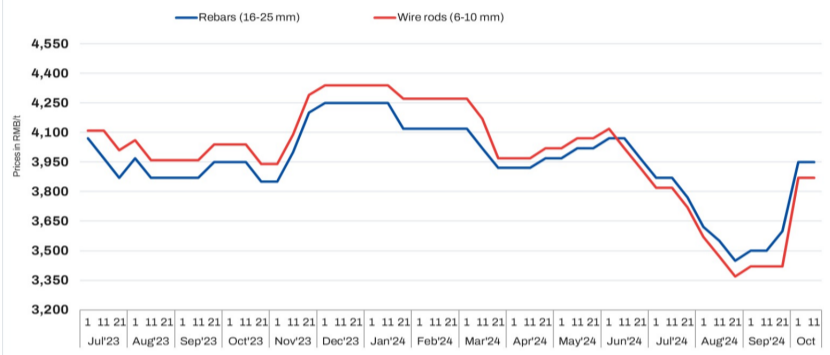
Source: BigMint

Iran: Domestic billet, rebar prices remain supported

2024-10-14

[READ MORE](#)

China: Shagang Steel rebar and wire rod prices



Source: BigMint

China: Shagang Steel keeps long steel prices stable for mid Oct'24

2024-10-14

[READ MORE](#)

Pakistan: CRC and GP prices



Company Name	Product description		ex-mill Price (excluding sales tax @17%)	
	Product	Grade and size	PKR/t	\$/t
International Steels Ltd (ISL)	CRC	SPCC, 0.9mm	2,22,700	802
International Steels Ltd (ISL)	GP	SGCC, 0.5mm	2,36,500	851
International Steels Ltd (ISL)	PPGI	SGCC/SGCH, 1.0mm	2,42,500	873
Aisha Steel Mills Ltd (ASML)	CRC	SPCC, 0.9mm	2,22,650	802
Aisha Steel Mills Ltd (ASML)	GP	SGCC, 0.5mm	2,36,450	851
Hadeed Pakistan Pvt Ltd (HP)	CRC	SPCC, 0.9mm	2,22,725	802

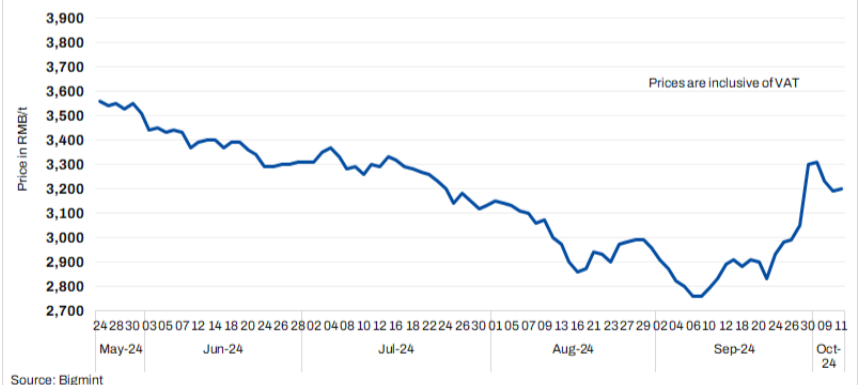
PKR 1 = USD 0.00380027 | Prices effective from: 11 Oct'24
BigMint

Pakistan: Steel mills raise CRCs, coated coil prices by PKR 10,000/t (\$36/t)

2024-10-14

[READ MORE](#)

China Domestic Billet Price



Source: BigMint

China: Steel billet prices inch up by RMB 10/t (\$1/t) d-o-d

2024-10-11

[READ MORE](#)

Ferro Alloy

Manganese Ore (India)

Particular/Delivery	Size/Grade	Delivery	As On	Price	Change	1M	3M
Indian prices (in INR/MT)							
MOIL	6-80 mm, Lumps, Mn 46%	Ex-Mines	01 Oct 15.52 IST	18,032	-4,508	-4,508	NA
	Lumps, Lumps, Mn 44%, Fe 7%	Ex-Mines	01 Oct 15.52 IST	17,249	-4,312	-4,312	NA
	Lumps, Mn 37%, Fe 7.5%	Ex-Mines	01 Oct 15.52 IST	13,517	+643	+643	NA
	6-80 mm, Lumps, Mn 30%	Ex-Mines	01 Oct 15.52 IST	6,638	+316	+316	NA

Weekly Assessment, Prices Ex-Mines Basis Including Royalty

Chrome Ore (India)

Particular/Delivery	Size/Grade	Delivery	As On	Price	Change	1M	3M
Indian prices (in INR/MT)							
Ex-Jajpur (OMC-eAuction)	Friable 54%+	Ex-Mines	20 Sep 14.29 IST	38,011	-74	-74	NA
	Friable 52-54%	Ex-Mines	20 Sep 14.29 IST	32,189	-1,930	-1,930	NA
	Friable 50-52%	Ex-Mines	21 Aug 18.29 IST	24,252	-521	0	NA
	Lumps, Friable 48-50%	Ex-Mines	20 Sep 14.29 IST	26,864	+3,143	+3,143	NA

OMC E-Auction Prices Including Royalty

Silico Manganese (India)

Particular/Delivery	Size/Grade	Delivery	As On	Price	Change	1M	3M
Indian prices (in INR/MT)							
Ex-Durgapur	10-150 mm, LC (Mn 55% min.)	Ex-Works	10 Oct 10.16 IST	88,000	+1,200	+4,300	+3,000
	10-150 mm, MC (Mn 53% min.)	Ex-Works	10 Oct 10.16 IST	83,300	+4,000	+3,800	+3,550
	10-50 MM, HC 60-14	Ex-Works	14 Oct 18.47 IST	69,900	0	+4,160	+1,120
	25-150 mm, HC 60-14	Ex-Works	14 Oct 18.47 IST	69,400	0	+4,160	+1,120
Ex-Raipur	25-150 mm, HC 60-14	Ex-Works	14 Oct 18.47 IST	69,700	0	+4,040	+820
Ex-Vizag	25-150 mm, HC 60-14	Ex-Works	14 Oct 18.47 IST	69,500	-200	+3,780	+1,260

Weekly Assessment; All Prices are basic; GST @ 18% extra

Ferro Manganese (India)

Particular/Delivery	Size/Grade	Delivery	As On	Price	Change	1M	3M
Indian prices (in INR/MT)							
Ex-Durgapur	10-150 mm, MC (Mn 70% min)	Ex-Works	10 Oct 10.26 IST	99,000	-200	+500	-10,750
	25-150 mm, HC 70%	Ex-Works	14 Oct 18.35 IST	71,200	0	+1,120	-5,100
Ex-Raipur	25-150 mm, HC 70%	Ex-Works	14 Oct 18.35 IST	71,500	0	+1,260	-5,200

Weekly Assessment; All Prices are basic; GST @ 18% extra

Ferro Chrome (India)

Particular/Delivery	Size/Grade	Delivery	As On	Price	Change	1M	3M
Indian prices (in INR/MT)							
Ex-Durgapur	10-60 mm, LC 60%	Ex-Works	10 Oct 10.24 IST	211,500	-3,750	-6,500	-13,000
Ex-Jajpur	10-150mm, HC 60%, Si- 4%	Ex-Works	11 Oct 10.12 IST	110,700	0	+3,800	+2,000
	10-150mm, HC 60%, Si - 2%	Ex-Works	10 Oct 10.24 IST	116,000	-800	+1,500	+1,800

Weekly Assessment; All Prices are basic; GST @ 18% extra

Ferro Silicon (India)

Particular/Delivery	Size/Grade	Delivery	As On	Price	Change	1M	3M
Indian prices (in INR/MT)							
Ex-Guwahati	25-150 mm, FeSi 70%	Ex-Works	14 Oct 18.45 IST	109,500	+2,800	+20,350	+17,500
Ex-Bhutan	25-150 mm, FeSi 70%	Ex-Works	14 Oct 18.45 IST	108,600	+600	+18,050	+15,900

Weekly Assessment; All Prices are basic; GST @ 18% extra

Manganese Ore (Global)

Particular/Delivery	Size/Grade	Delivery	As On	Price	Change	1M	3M
Global prices (in USD/MT)							
CNF China	Lumps, Mn 37% (USD/dmtu)	-	12 Oct 11.11 IST	\$3.7/dmtu	-0.05	-0.05	-1.1
	Lumps, Mn 44% (USD/dmtu)	-	12 Oct 11.11 IST	\$3.9/dmtu	-1	-1	-5.1

CNF India	Lumps, Mn 37%, (South African origin) (USD/dmtu)	-	12 Oct 11.11 IST	\$3.85 /dmtu	-0.05	-0.05	-1.05
	Lumps, Mn 44% (USD/dmtu)	-	12 Oct 11.11 IST	\$4.05 /dmtu	-1	-1	-5.15
	Lumps, Mn 46%, (USD/dmtu)	-	12 Oct 11.11 IST	\$4.35 /dmtu	-1.05	-1.05	-5.35

Weekly Assessment

Chrome Ore (Global)

Global prices (in USD/MT)							
CNF China	Conc 40-42%, S. Africa	-	08 Oct 18.17 IST	\$270	0	-30	-50
	Conc 46-48%, Turkish	-	08 Oct 18.17 IST	\$410	0	-5	-25

Weekly Assessment

Silico Manganese (Global)

Global prices (in USD/MT)							
FOB India	25-150 mm, HC 60-14	-	14 Oct 18.38 IST	\$847	0	+38.2	+5.8
	25-150 mm, HC 65-16	-	14 Oct 18.38 IST	\$935	0	+24.8	-39

Weekly Assessment

Ferro Manganese (Global)

Global prices (in USD/MT)							
FOB India	25-150 mm, HC 70%	-	14 Oct 18.39 IST	\$855	-5	+1	-100.6
	25-150 mm, HC 75%	-	14 Oct 18.39 IST	\$943	-2	+10.8	-79.2

Weekly Assessment

Ferro Chrome (Global)

Global prices (in USD/MT)							
CNF China	10-150mm, HC 60% (cents/lb)	-	09 Oct 10.16 IST	¢93 /lb	0	-1.25	-5.5
CNF Japan	10-50mm, HC 60% (cents/lb)	-	09 Oct 10.16 IST	¢97 /lb	0	-3	-6
CNF South Korea	10-50mm, HC 60% (cents/lb)	-	09 Oct 10.16 IST	¢96 /lb	0	-2	-6

Weekly Assessment

Ferro Silicon (Global)

Global prices (in USD/MT)							
FOB China	10-50 mm, FeSi 75%	-	14 Oct 18.46 IST	\$1,310	+10	0	+10
FOB India	10-50 mm, FeSi 70%	-	14 Oct 18.46 IST	\$1,290	0	+150	+90

Weekly Assessment

China: Silico manganese (60-14) prices

Source: BigMint

China: Silico manganese prices edge down on reduced steel demand, liquidity pressures

2024-10-14

[READ MORE](#)

China: Manganese ore prices

Source: BigMint

South32 reduces manganese ore prices for Nov'24

2024-10-14 17:05:25

[READ MORE](#)

Non Ferrous

Aluminium (India)

Particular/Delivery	Size/Grade	Delivery	As On	Price	Change	1M	3M
Indian prices (in INR/MT)							
Aluminium Ingot P1020, Exy-Delhi	Ingot EC Grade 99.70%	Ex-Yard	14 Oct 17.19 IST	258,000	+ 5,000	+ 20,500	+ 21,500
Aluminium Ingot ADC12, Exw-Delhi NCR	Automobile OEM Approved	Exw-Delhi NCR	08 Oct 16.51 IST	215,000	- 3,000	- 3,000	- 6,000
	Non-OEM	Ex-Works	09 Oct 17.23 IST	206,000	- 1,000	- 500	- 6,000
Aluminium Extrusion Scrap, Exy-Delhi	6063 & 6061 (Mix)	Ex-Yard	14 Oct 17.19 IST	196,000	0	+ 2,000	+ 4,000
Aluminium Utensil Scrap, Exy-Delhi	Loose	Ex-Yard	14 Oct 17.19 IST	190,000	+ 2,000	+ 6,000	+ 7,500
Aluminium Taint Tabor Scrap, Exy-Delhi	Loose	Ex-Yard	14 Oct 17.19 IST	181,000	- 1,000	- 2,000	0
Aluminium Tense Scrap, Exy-Delhi	Solid (Loose)	Ex-Yard	14 Oct 17.19 IST	172,500	- 1,000	- 2,500	- 5,500
Aluminium Ingot P1020, Exy-Mumbai	Ingot EC Grade 99.70%	Ex-Yard	14 Oct 17.19 IST	243,000	- 2,000	+ 8,000	+ 19,000
Aluminium Extrusion Scrap, Exy-Mumbai	6063 (Loose)	Ex-Yard	14 Oct 17.19 IST	207,000	- 3,000	+ 1,000	+ 9,000
Aluminium Utensil Scrap, Exy-Mumbai	Utensil (Loose)	DAP	14 Oct 17.19 IST	197,000	- 1,000	+ 3,000	+ 10,000
Aluminium Ingot ADC12, Exw-Chennai	Automobile OEM Approved	Exw-Chennai	08 Oct 16.51 IST	214,000	- 2,000	- 2,000	- 5,000
	Non-OEM	Ex-Works	09 Oct 17.23 IST	208,000	- 1,000	- 500	- 6,500
Aluminium Tense Scrap, Exy-Chennai	Solid (Loose)	Ex-Yard	14 Oct 17.19 IST	173,500	- 1,000	- 2,500	- 5,500

Aluminium (Global)

Particular/Delivery	Size/Grade	Delivery	As On	Price	Change	1M	3M
Global prices (in USD/MT)							
Aluminium Extrusion Scrap, CFR Nhava Sheva, Middle East	6063 (Briquetted)	-	08 Oct 16.57 IST	\$2,415	+ 35	+ 85	- 45
Aluminium Taint Tabor Scrap, CFR Nhava Sheva, Middle East	Briquetted, Clean	-	08 Oct 16.57 IST	\$2,190	+ 20	+ 90	+ 10
Aluminium Taint Tabor, CFR Nahva Sheva, UK	Cut and sheared 9-10% attachment	-	08 Oct 16.57 IST	\$1,790	+ 10	+ 20	- 50
Aluminium Taint Tabor, CFR Nahva Sheva, US	HRB, Attachment 3%	-	08 Oct 16.57 IST	\$2,030	+ 80	+ 80	+ 50
Aluminium Talk Scrap, CFR Nhava Sheva, Middle East	Solid (Clean)	-	08 Oct 16.57 IST	\$4,860	- 90	+ 210	- 120
Aluminium Talk, CFR Nahva Sheva, US	Solid (Clean)	-	08 Oct 16.57 IST	\$5,150	- 50	+ 300	- 40
Aluminium Tense Scrap, CFR Nhava Sheva, Middle East	Attachments 8-9%, Mix	-	08 Oct 16.57 IST	\$1,780	+ 20	- 10	- 90
Aluminium Tense, CFR Nahva Sheva, US	Attachments 6-7%	-	08 Oct 16.57 IST	\$1,890	+ 30	+ 20	- 40
Aluminium Wheel Scrap, CFR Nahva Sheva, UK	Solid (Loose)	-	08 Oct 16.57 IST	\$2,450	0	+ 120	+ 100
Aluminium Zorba 95-5, CFR Nhava Sheva, UK	20 mm, Solid (Shredded)	-	08 Oct 16.57 IST	\$2,100	+ 50	+ 30	+ 60
Silicon Metal, CFR Mundra, China	Grade 553 Si- 98.5%	-	08 Oct 16.57 IST	\$1,720	+ 50	+ 30	- 180

Copper (India)

Particular/Delivery	Size/Grade	Delivery	As On	Price	Change	1M	3M
Indian prices (in INR/MT)							

Copper Secondary CC Wire Rods, Exw-Delhi	8 mm, Cu 99% min	Ex-works	14 Oct 17.28 IST	825,000	+ 19,000	+ 38,200	+ 31,600
Copper Primary CC Wire Rods, Exw-Delhi	8 mm, Cu 99.99%	Ex-works	14 Oct 17.28 IST	860,000	+ 5,000	+ 35,600	+ 40,000
Copper Armature Scrap, Exy-Delhi	Cu 99%	Ex-Yard	14 Oct 17.28 IST	765,000	+ 15,000	+ 27,400	+ 19,200
Copper Primary CC Wire Rods (CCR), Exy-Mumbai	8 mm, Cu 99.99%	Ex-Yard	14 Oct 17.28 IST	869,000	+ 1,000	+ 24,000	+ 49,200
Copper Armature Scrap, Exy-Mumbai	Cu - 98%	DAP	14 Oct 17.28 IST	784,000	+ 2,000	+ 6,750	+ 6,400
Brass Honey Scrap, Exy-Mumbai	Cu 63% Zn 33%	DAP	14 Oct 17.28 IST	520,000	0	+ 6,750	+ 12,000

Zinc (India)

Particular/Delivery	Size/Grade	Delivery	As On	Price	Change	1M	3M
Indian prices (in INR/MT)							
Zinc Special High Grade Ingot, Exw-Delhi	Ingot, Zn 99.99%	Ex-works	14 Oct 17.05 IST	294,000	+ 8,000	+ 18,800	+ 28,900
Zinc Special High Grade Ingot, Exy-Mumbai	Ingot, Zn 99.995%	Ex-Yard	14 Oct 17.05 IST	288,000	- 1,000	+ 16,500	+ 25,400

Lead (India)

Particular/Delivery	Size/Grade	Delivery	As On	Price	Change	1M	3M
Indian prices (in INR/MT)							
Lead Primary Ingot, Exw-Delhi	Ingot, Pb 99.99%	Ex-works	14 Oct 17.08 IST	198,000	0	- 2,000	- 9,600
Lead Remelted Ingot, Exw-Delhi	Ingot, Pb 99%	Ex-works	14 Oct 17.08 IST	182,000	0	- 600	- 6,400
Lead Primary Ingot, Exy-Mumbai	Ingot, Pb 99.99%	Ex-Yard	14 Oct 17.08 IST	190,000	+ 1,000	- 333	- 2,800



Non-ferrous updates: 14-10-2024


Commodity	LME 3M (\$/t)	%Change	LME Stocks (t)	%Change	MCX (INR/t)	%Change	SHFE (RMB/t)	%Change
Aluminium	2,645	+2.28%	7,70,275	-0.32%	2,41,000	-0.04%	20,735	+1.20%
Nickel	17,864	+1.84%	1,32,570	+0.19%	14,78,000	-0.73%	1,33,950	+1.18%
Copper	9,791	+0.70%	2,97,550	-0.60%	8,31,000	-0.08%	77,280	+0.35%
Zinc	3,154	+2.20%	2,42,000	-0.19%	2,86,000	-0.52%	25,330	+1.97%
Lead	2,097	+1.50%	1,95,875	-0.39%	1,83,000	-0.33%	16,645	-0.57%

% Change d-o-d basis | Source: LME, MCX, SHFE

Base metals prices on LME exhibit positive trends, stocks witness negative movements

2024-10-14


READ MORE



Non Ferrous Market Overview, October, Week 41

Non Ferrous grades	Prices/t	W-o-W % change
Al Tense Scrap, Exy-Delhi	173,500	-1.0%
Al Tense Scrap, CFR Nhava Sheva, Middle East	\$1,780	+1.1%
Copper Armature Scrap, Exy-Delhi	750,000	-1.0%
Copper Motor Mix, CFR Mundra, US	\$1,170	-1.7%
Brass Honey Scrap, CFR Mundra, Middle East	\$5,850	-1.7%
Zinc Special High Grade Ingot, Exw-Delhi	286,000	-2.0%
Zinc Diecast, CFR Mundra, Middle East	\$2,180	+0.9%
Lead Remelted Ingot, Exw-Delhi	182,000	=0.0%

Source: BigMint

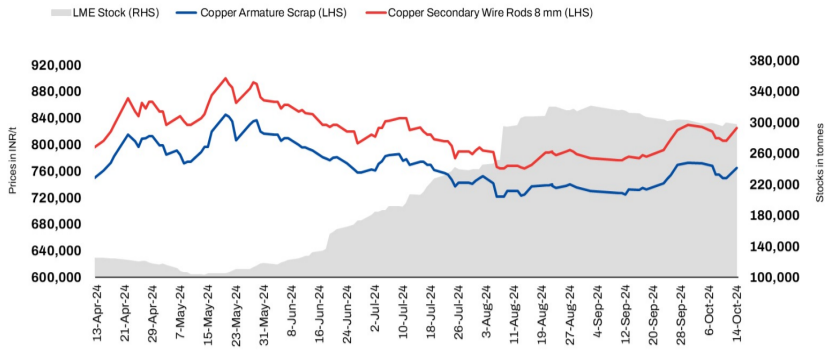


Weekly round-up: Domestic base metals market witnesses negative trends amid weak demand

2024-10-14

READ MORE

India: Copper price trend ex-Delhi

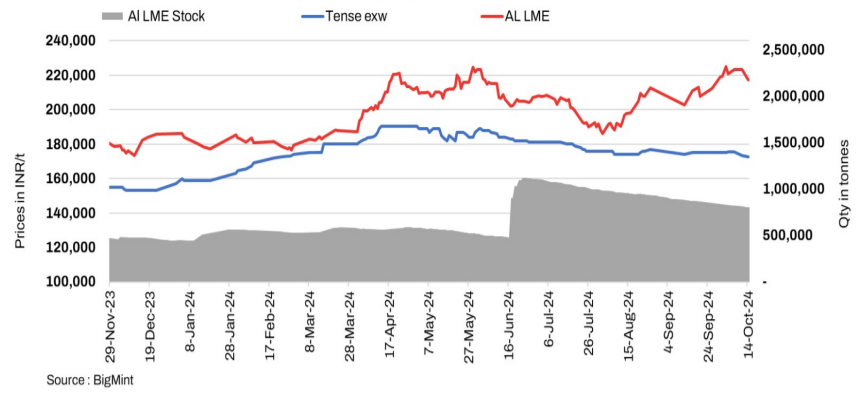


India: Copper prices edge up on demand signals during festive season

2024-10-14 19:02:51

[READ MORE](#)

India: Aluminium tense scrap prices, exy Delhi



India: Aluminium scrap prices inch down d-o-d

2024-10-14 17:33:22

[READ MORE](#)

India: BigMint's billet index up INR 600/t d-o-d on rising buying interest - 14 Oct

14 Oct 2024

BigMint's billet index rose by INR 600/tonne (t), reaching INR 41,600/t exw-Raipur on 14 October 2024.

The index witnessed a significant uptrend today, driven by market dynamics in neighbouring regions and a rise in enquiries, although offers remained volatile. Despite this, buying activity in the semi-finished steel segment remained moderate throughout the day, as higher offers faced resistance from buyers. The finished steel segment continued to experience sales pressure, which impacted the demand for semi-finished products and other materials, as per sources.

In Raipur, rebar prices increased by INR 400/t, and 3,300 t deals were concluded. Wire rod prices rose sharply by INR 600/t d-o-d, with around of 2,000 t deals recorded. Additionally, sponge iron prices in Raipur inched up by 100/t today.

The conversion spread from sponge iron (PDRI) to billets for standalone

furnaces in the region was recorded at INR 13,600/t.

Rationale

This index has been derived based on transactions, offers, bids and indicative price data sets. Transactions are considered as T1 and given a weightage of 50%, whereas other data sets are considered as T2 and given a weightage of the balance 50%.

- **Transactions (T1)** - Five trades at INR 41,500-41,700/t were recorded between 2:30 pm and 5:30 pm during the BigMint trading window. These were considered for the final price calculation as T1 inputs. The average price of these transactions was INR 41,657/t, which was assigned a 50% weightage in the final price calculation.
- **Other price indicators - bids/offers/indicatives (T2)** - Twelve offers were reported during the trading window and considered as T2 inputs. The average price of these twelve offers was INR 41,577/t, which was assigned a 50% weightage in the final price calculation.

The final price of billets exw-Raipur was assessed to be INR 41,617/t, rounded off to INR 41,600/t exw.

From BigMint Team - While it would be our earnest endeavour, at BigMint, to bring about transparent and unbiased price index reporting, we would request all our readers and subscribers for their feedback and if they could participate in the reporting of more transactions.

For detailed methodology - [click here](#)

India Domestic Raipur Billet Trade Updates - 14 Oct'24							BIGMINT	
Participant	Industry Type	Trade Type	*Price (INR/t)	Delivery	Time of Deal/Call	Data Set	Outlier	
P1	Trader	Offer	41,400	EXW	11:42	T2	Yes	
P2	Trader	Offer	41,400	EXW	11:45	T2	Yes	
P3	Trader	Indicative	41,400	FOR	11:55	T2	Yes	
P4	Seller	Indicative	41,500	EXW	12:53	T2	Yes	
P5	Trader	Indicative	41,500	FOR	12:59	T2	Yes	
P6	Seller	Offer	41,500	EXW	13:03	T2	Yes	
P7	Trader	Offer	41,350	EXW	13:11	T2	Yes	
P8	Seller	Offer	41,400	EXW	13:16	T2	Yes	
P9	Trader	Offer	41,650	EXW	14:34	T2	No	
P10	Trader	Offer	41,600	EXW	14:39	T2	No	
P11	Seller	Indicative	41,500	EXW	15:26	T2	No	
P12	Seller	Offer	41,700	FOR	15:30	T2	Yes	
P13	Trader	Indicative	41,700	FOR	15:43	T2	Yes	
P14	Trader	Offer	41,700	EXW	15:49	T2	No	
P15	Buyer	Indicative	41,500	EXW	16:29	T2	No	
P16	Seller	Offer	41,500	FOR	16:42	T2	No	
P17	Buyer	Trade	41,700	FOR	16:45	T1	No	
P18	Trader	Indicative	41,700	FOR	16:54	T2	Yes	
P19	Trader	Offer	41,550	FOR	16:56	T2	No	
P20	Seller	Offer	41,600	FOR	16:58	T2	No	
P21	Trader	Trade	41,500	EXW	17:15	T1	No	
P22	Buyer	Offer	41,600	FOR	17:16	T2	No	
P23	Trader	Trade	41,700	FOR	17:16	T1	No	
P24	Trader	Trade	41,600	EXW	17:18	T1	No	
P25	Trader	Trade	41,700	FOR	17:18	T1	No	

T1 - Trade, T2 - Offer/Bid/Indicative, *Normalised price as per methodology

India Domestic Billet Price Index EXW Raipur

- Credible & Transparent Prices
- Robust Methodology & Rationale
- IOSCO Compliance
- Independent View of the Market
- Enabling Informed Conversations & Negotiations

Global Prices

Global Prices - Region Wise
























Commodity	Particular	Grade/Size	Price	Change	W-O-W	1M	3M
China							
<i>Export</i>							
Billet	FOB China	125*125, BF Grade	NA	NA	NA	NA	NA
TMT (Re-Bar)	FOB China	Commerical	NA	NA	NA	NA	NA
Wire Rod	FOB China	5.5mm	NA	NA	NA	NA	NA
HRC	FOB China	2.5mm	\$525	-15	+15	+75	+15
CRC	FOB China	0.90 mm	\$600	+35	+35	+80	+30
<i>Import</i>							
Iron Ore	CNF China	Lumps Fe 64/63%, South Africa	\$106	+1	+4	+12	+1
Iron Ore	CNF China	Fines Fe 62%, Australia	\$106	+2	-2	+13	+2
Pellets	CNF China	6-20mm, BF Grade	\$126	+10	NA	+14	-1
Coking Coal	CNF China	Premium HCC, Australia	NA	NA	NA	NA	NA
Mill Scale	CNF China	70/68%	NA	NA	NA	NA	NA
FeCr	CNF China	HC 60%	¢93/lb	0	0	-1.25	-5.5
Mn Ore	CNF China	Mn 46% Lumps, Australia	NA	NA	NA	NA	NA
Mn Ore	CNF China	Mn 38%, South Africa	NA	NA	NA	NA	NA
CIS Nations							
<i>Export</i>							
Billet	FOB Black Sea	125*125, BF Grade	\$482	+12	+22	+22	-18
Slabs	FOB Black Sea	Commercial	NA	NA	NA	NA	NA
Pig Iron	FOB Black Sea	Steel Grade	\$360	+12	+12	-10	-50
TMT (Re-Bar)	FOB Black Sea	Commercial	NA	NA	NA	NA	NA
HRC	FOB Black Sea	2.5mm	\$505	+35	+35	+35	-40
CRC	FOB Black Sea	0.90mm	\$610	+35	+35	+40	-27
Japan/Korea							
<i>Export</i>							
HRC	FOB Korea	2.5mm	\$500	0	NA	NA	-50
<i>Import</i>							
FeCr	CNF Japan	HC 60%	¢97/lb	0	0	-3	-6













Note:- W-O-W: Week On Week, 1M: Change over last month, 3M: Change over last 3 months, All prices are weekly assessment, Iron Ore are daily assessment

Commodity	Particular	Grade/Size	Price	Change	W-O-W	1M	3M
India							
<i>Export</i>							
Iron Ore	FOB India	Fines, Fe 58/57%	\$65	+ 1.5	- 2	+ 11.5	+ 6.5
Billet	FOB India	150*150mm	\$470	+ 5	0	0	NA
Pig Iron	FOB India	Steel Grade	NA	NA	NA	NA	NA
HRC	FOB India	2.5mm	\$560	0	NA	NA	NA
CRC	FOB India	0.9mm	\$640	+ 15	+ 15	- 5	- 35
SiMn	FOB India	60/14%	\$847	0	- 3.4	+ 38.2	+ 5.8
FeMn	FOB India	HC 75%	\$943	- 2	- 1.2	+ 10.8	- 79.2
FeSi	FOB Bhutan	70-75%	\$1,290	0	0	+ 150	+ 90
<i>Import</i>							
Iron Ore	CNF India	Lumps Fe 64%, South Africa	NA	NA	NA	NA	NA
Scrap	CNF India	HMS 1&2 ,Middle East	NA	NA	NA	NA	NA
Scrap	CNF India	Shredded, Europe	\$400	- 4	- 4.6	+ 11.6	- 14
Coking Coal	CNF India	Premium HCC, Australia	\$223	0	+ 2	+ 26.8	- 19
Non-Coking Coal	CNF India	RB2 5500 NAR, South Africa	NA	NA	NA	NA	NA
Met Coke	CNF India	62%, China	NA	NA	NA	NA	NA
Pellets	CNF India	6-20mm, BF Grade	NA	NA	NA	NA	NA
Wire Rod	CNF India	5.5mm, China	NA	NA	NA	NA	NA
HRC	CNF India	2.5mm, China	\$555	- 15	+ 15	+ 75	+ 10
HRC	CNF India	2.5mm, Korea	\$530	0	NA	NA	- 40
CRC	CNF India	0.90mm, China	\$620	+ 35	+ 35	+ 80	+ 30
HR Plate	CNF India	A 36	NA	NA	NA	NA	NA
Mn Ore	CNF India	Mn 38%, South Africa	NA	NA	NA	NA	NA
Europe & US							
<i>Export</i>							
Pig Iron	FOB Brazil	Steel Grade	\$432	0	0	- 5	- 13
<i>Import</i>							
Scrap	CFR Turkey	HMS (80:20), US	\$383	- 5	- 3.6	+ 13.67	- 6.4
HRC	CIF Europe	2.5mm	NA	NA	NA	NA	NA
Middle East & Africa							
<i>Export</i>							
Iron Ore	FoB South Africa	Lumps, Fe 64/63%	NA	NA	NA	NA	NA
Non Coking Coal	FoB South Africa	RB2 5500 NAR	NA	NA	NA	NA	NA
<i>Import</i>							
Billet	CNF Dubai	125*125, China	NA	NA	NA	NA	NA
HRC	CNF Dubai	2.5mm, China	\$570	+ 60	NA	+ 80	+ 18

Note:- W-O-W: Week On Week, 1M: Change over last month, 3M: Change over last 3 months, All prices are weekly assessment, Iron Ore are daily assessment

LIVE TENDERS

COMPANY	TYPE	GRADE	QUANTITY	EXPIRY DATE	LOCATION	VIEW
Aluminium						
NMDC	Buy	Alumina	40 MT	17 Oct, 2024	 Bellary, Karnataka, India	VIEW
Welspun Corp Limited	Sell	Aluminum and Stainless Scrap	35 MT	15 Oct, 2024	 Anjar, Gujarat, India	VIEW
MazagonDockShipbuildersLimited	Buy	Flat Bar Aluminium	15 MT	29 Oct, 2024	 Mumbai, Maharashtra, India	VIEW
BHEL	Buy	Aluminum	8 MT	26 Oct, 2024	 Udham Singh Nagar, Uttarakhand, India	VIEW
Coking						
NMDC	Sell	Coke Dust	2,000 MT	16 Oct, 2024	 Jagdalpur, Chattisgarh, India	VIEW
Ferro Manganese						
SAIL	Buy	Ferro Manganese-High Carbon	300 MT	19 Oct, 2024	 Durgapur, West Bengal, India	VIEW
Fines/Lumps						
KIOCL	Buy	Fe:63.50% Iron Ore Fines	200,000 MT	15 Oct, 2024	 Bangalore, Karnataka, India	VIEW
Director of Mines & Geology	Services	Iron Ore	8 Nos	21 Oct, 2024	 Bangalore, Karnataka, India	VIEW
OMDC	Sell	Iron Ore Fines & Lumps	12,395 MT	16 Oct, 2024	 Keonjhar, Odisha, India	VIEW
NMDC	Sell	Iron Ore Fines & Lumps	76,000 MT	16 Oct, 2024	 Bellary, Karnataka, India	VIEW
HRC						
NMDC	Sell	HR Coils Defective	3,190 MT	21 Oct, 2024	 Jagdalpur, Chattisgarh, India	VIEW
Melting Scrap						
Indian Oil	Sell	D Shaped Cylinder Scrap	200 MT	16 Oct, 2024	 Chennai, Tamil Nadu, India	VIEW
SAIL	Sell	Melting Scrap-TMT Scrap	270 MT	21 Oct, 2024	 Mumbai, Maharashtra, India	VIEW
MungiEngineering	Sell	Melting Scrap-CR HR Punching	700 MT	22 Oct, 2024	 Pune, Maharashtra, India	VIEW
AUTOCOMPCORPORATIONPANSEPVT.LTD	Sell	Melting Scrap-CR HR Punching	300 MT	21 Oct, 2024	 Pune, Maharashtra, India	VIEW
Alf Engineering	Sell	Melting Scrap-CR HR Punching	610 MT	23 Oct, 2024	 Nashik, Maharashtra, India	VIEW
JBMAutoLimited	Sell	Melting Scrap-CR HR Punching	500 MT	24 Oct, 2024	 Nashik, Maharashtra, India	VIEW
Track Components	Sell	Melting Scrap-CR HR Punching	935 MT	26 Oct, 2024	 Pune, Maharashtra, India	VIEW
JBMAutoLimited	Sell	Melting Scrap-CR HR Punching	600 MT	25 Oct, 2024	 Pune, Maharashtra, India	VIEW
AlJazeeraSteel	Sell	Melting Scrap	1,495 MT	17 Oct, 2024	 Sohar, Oman	VIEW
KALPATARUPROJECTSINTERNATIONALLIMITED	Sell	Melting Scrap	535 MT	16 Oct, 2024	 Raipur, Chattisgarh, India	VIEW
TATA Steel	Sell	Melting Scrap	454 MT	18 Oct, 2024	 Udham Singh Nagar, Uttarakhand, India	VIEW
Met Coke						
NMDC	Sell	Mixed Breeze Coke Nut Coke	25,000 MT	16 Oct, 2024	 Jagdalpur, Chattisgarh, India	VIEW

COMPANY	TYPE	GRADE	QUANTITY	EXPIRY DATE	LOCATION	VIEW
Non Coking						
APMDC	Sell	Non Coking Coal G7	75,000 MT	15 Oct, 2024	 Vijayawada, Andhra Pradesh, India	VIEW
TNPL	Buy	Non Coking Coal 4200 GAR	180,000 MT	24 Oct, 2024	 Karur, Tamil Nadu, India	VIEW
Pig Iron						
SAIL	Sell	Pig Iron	3,000 MT	15 Oct, 2024	 Rourkela, Odisha, India	VIEW
SAIL	Sell	Pig Iron	14,000 MT	16 Oct, 2024	 Bokaro, Jharkhand, India	VIEW
SAIL	Sell	Pig Iron	800 MT	15 Oct, 2024	 Durgapur, West Bengal, India	VIEW
Stainless Steel						
INOX India Pvt Ltd	Sell	Stainless Steel & Aluminum Scrap	18 MT	15 Oct, 2024	 Kalol, Gujarat, India	VIEW
Munjial Auto Industries LTD	Sell	Stainless Steel Scrap 409L	40 MT	16 Oct, 2024	 Haridwar, Uttarakhand, India	VIEW
Structure						
MSPSteelandPowerLtd	Sell	Structural Scrap	603 MT	23 Oct, 2024	 Raigarh, Chattisgarh, India	VIEW
Zinc						
Yantra India Limited	Buy	Zinc Ingot	357 MT	22 Oct, 2024	 Thane, Maharashtra, India	VIEW
SAIL	Sell	Zinc Dross	70 MT	16 Oct, 2024	 Bokaro, Jharkhand, India	VIEW
KALPATARUPROJECTSINTERNATIONALLIMITED	Sell	Zinc Dross	80 MT	17 Oct, 2024	 Raipur, Chattisgarh, India	VIEW
ISWP	Sell	Zinc Dross & Ash	36 MT	16 Oct, 2024	 Jamshedpur, Jharkhand, India	VIEW

[View All](#)



Formerly SteelMint / CoalMint

Contact:

info@bigmint.co

+91 97700 56666

Disclaimer: BigMint has taken due care and caution in compilation of content. Information is just for reference not intended for trading purpose or to address your particular requirement. The content includes facts, views and opinions are of individuals and not that of the BigMint management. We and our content licensors do not guarantee or warrant the accuracy, completeness or timeliness of, or otherwise endorse these views, and opinions. BigMint and its affiliates, or their employees, directors or agents shall not be liable or responsible for any loss or costs or any action whatsoever arising out of use or relying on the spot prices disseminated.