



BIGMINT

Formerly SteelMint / CoalMint

Issue 1263,

Daily Steel Report

HIGHLIGHTS

16 Aug 2024, Fri

[Intel & Insights](#)

[Snap Shot - Global Prices \(USD/MT\)](#)

[Snap Shot - Indian Domestic Prices \(INR/MT\)](#)

[Iron Ore](#)

[Coal](#)

[Scrap & Metallica](#)

[Steel](#)

[Ferro Alloy](#)

[Non Ferrous](#)

[India Domestic Billet Index](#)

[Global Prices - Region Wise](#)

[Live Tenders](#)

INDIA

Iron Ore

Iron ore freight rates head north amid hike in bunker prices [READ MORE >](#)

India: BigMint's iron ore fines export index falls \$3/t w-o-w [READ MORE >](#)

India: Low-grade iron ore prices stable in Karnataka; all eyes on NMDC auction [READ MORE >](#)

India: BigMint's pellet export index sharply falls by \$7/t w-o-w amid absence of trades [READ MORE >](#)

India: Vedanta's iron ore auction from Karnataka elicits active response [READ MORE >](#)

India: Iron ore concentrate prices continue to remain under pressure on sluggish sentiments [READ MORE >](#)

India: SC allows States to collect mineral tax with retrospective effect from April 2005 [READ MORE >](#)

India: Government of Goa invites bids for auction of iron ore mining leases [READ MORE >](#)

Coal

Indian portside thermal coal prices remain stable [READ MORE >](#)

India met coke prices face downward pressure on lower bids [READ MORE >](#)

India's met coke import prices fall w-o-w [READ MORE >](#)

Bulk coal vessel freight rates to India remain largely stable w-o-w [READ MORE >](#)

Scrap & Metallics

South Asian ferrous scrap market faces sluggish demand [READ MORE >](#)

India: BigMint's ferrous scrap index remains stable-14 Aug'24 [READ MORE >](#)

India: Sponge iron prices drop d-o-d - 14 Aug [READ MORE >](#)

India: Mill scale prices witness mixed trends in major markets [READ MORE >](#)

Steel

India: BigMint's billet index falls INR 300/t d-o-d - 14 Aug [READ MORE >](#)

Indian DRI, billet and rebar update - 14 Aug [READ MORE >](#)

India: SAIL's crude steel production, sales drop q-o-q in Q1FY'25 [READ MORE >](#)

AM/NS India's production, sales drop q-o-q in Q2CY'24 [READ MORE >](#)

Indian tier-1 mills' production, sales fall q-o-q in Q1FY'25. Q2 may bring some cheer [READ MORE >](#)

Ferro Alloy

India: Silico manganese market stabilises amidst cautious sentiment [READ MORE >](#)

India: Limited inquiries continue to weigh on ferro molybdenum prices [READ MORE >](#)

India: SAIL-SSP books 2,125 t MC silico manganese at reverse auction [READ MORE >](#)

Non Ferrous

India: Domestic copper prices continue to remain range-bound [READ MORE >](#)

India: ADC12 aluminum alloy ingot prices decline as major automaker cuts prices [READ MORE >](#)

India's major automaker reduces aluminium ADC12 Sept'24 prices by INR 3,500/t [READ MORE >](#)

Base metals prices on LME remain positive, stocks witness negative trends [READ MORE >](#)

India: NALCO raises primary aluminium ingot prices by INR 4,900/t (\$58/t) [READ MORE >](#)

Stainless Steel

India's stainless steel prices gain w-o-w on major coil maker's price hikes [READ MORE >](#)

Ship Breaking

Global ship recycling tonnage falls 12% y-o-y in H1CY'24; Bangladesh remains top destination [READ MORE >](#)

CHINA

China: Steel mills propose fourth round of met coke price cut

[READ MORE >](#)

China: Steel billet prices drop sharply by RMB 70/t (\$10/t) d-o-d

[READ MORE >](#)

China: Steel inventories at CISA-affiliated mills decline in early-Aug'24

[READ MORE >](#)

China unveils guideline to accelerate green transition in all economic, social sectors

[READ MORE >](#)

LME nickel prices plummet amid weak global stainless steel demand, oversupply concerns

[READ MORE >](#)

SOUTH ASIA

Bangladesh: Imported ferrous scrap index witnesses mixed trend w-o-w

[READ MORE >](#)

FAR EAST ASIA

South Korea: Ferrous scrap inventory at major mills drops marginally by 1% w-o-w

[READ MORE >](#)

Taiwan Feng Hsin's rebar, scrap prices keep stable

[READ MORE >](#)

MEA (MIDDLE EAST AFRICA)

Iran: Billet prices stable, rebar falls on weak market sentiments

[READ MORE >](#)

Middle East: Alba reports strong Q2CY'24 results; EBITDA jumps over 40%

[READ MORE >](#)

CIS NATIONS

Sweden: LKAB's pellet output remains stable y-o-y in Q2CY'24

[READ MORE >](#)

OCEANIA

Australia: BHP faces disruption as Escondida workers strike over wages

[READ MORE >](#)

India: BigMint's iron ore fines export index falls \$3/t w-o-w

Aug 14, 2024 19:21

Drop of \$4-5/t seen in high-grade fines spot and future Chinese steel mills continue production cuts No iron ore export deals from India in last one week The iron ore seaborne market remained under pressure in the last few days amid the lower

demand from the Chinese steel mills for the raw material amid the ongoing production cuts. The higher inventory level at Chinese ports and weak steel demand in the Chinese market kept Indian fines southwards, leading to a drop in the tran

Continued

SNAP SHOT - GLOBAL PRICES (USD/MT)

Commodity	Particular	Size, Grade	As on	Price	Change	1M	3M
Iron Ore Fines ¹	China Imports	Fines, Fe 62%	14 Aug 10.51 IST	\$98	-1	-9	-23
Iron Ore ¹	Indian Imports	Lumps, Fe 64%	14 Aug 12.54 IST	\$110	-3	-11	-19
Pellets (Brazil) ²	China Imports	6-20 mm, Fe 65%	14 Aug 12.55 IST	\$119	-4	-8	-17
Pellets (India) ²	China Imports	6-20 mm, Fe 63%	14 Aug 16.37 IST	\$104	-2	-6	-20
Coking ²	Australia Exports	Premium HCC	14 Aug 13.52 IST	\$206	-6	-30	-32.8
Non Coking ²	India Imports	RB2, S.Africa	14 Aug 13.51 IST	\$111	0	+1.8	-0.2
Graphite Electrode ²	China Exports	600mm, UHP	08 Aug 18.10 IST	16,050 RMB/t	0	-100	-1,800
Scrap ²	India Imports	Shredded	14 Aug 18.45 IST	\$407	-1	-8.2	-11.4
Scrap ²	Turkey Imports	HMS 80:20	14 Aug 18.45 IST	\$374	-1	-16.8	-5.6
Scrap ²	Pakistan Imports	Shredded	14 Aug 18.45 IST	\$410	0	-19.33	-7.6
Scrap ²	Bangladesh Imports	Shredded	14 Aug 18.45 IST	\$420	0	-5.75	-1.6
Scrap (Ship Breaking) ²	India Imports	Containers	13 Aug 11.14 IST	\$510	-20	-20	-40
Billet ²	India Exports	150*150, 3SP/4SP	13 Aug 18.34 IST	\$490	0	NA	NA
Billet ²	Russia Exports	130*130, 3SP	13 Aug 18.34 IST	\$480	-5	-20	-20
Billet ²	Iran Exports	130*130, 3SP	13 Aug 18.34 IST	\$470	0	-8	-8
Billet ²	Philippines Import	150*150, 3SP	13 Aug 18.32 IST	\$480	0	-14	-45
Sponge Iron ²	India Exports	-	-	-	-	-	-
Pig Iron ²	Russia Exports	Steel Grade	10 Aug 10.52 IST	\$392	-13	-23	-18
HRC ²	China Exports	3-12mm, SS400	13 Aug 18.46 IST	\$480	-15	-30	-60
Wire Rod ²	Nepal Import	5.5-6.0mm, Commercial Grade	10 Aug 13.24 IST	\$530	-5	-8	-65
HRC ²	India Exports	2.5 mm, SAE1006	23 Apr 18.30 IST	\$560	0	-15	-40
HRC ²	South Korea Exports	1.6-2.5mm, SAE 1006	13 Aug 18.46 IST	\$520	-30	-30	NA
HRC (China) ²	Vietnam Imports	2-3mm, SAE 1006	06 Aug 18.29 IST	\$510	-10	-20	-55
HRC (China) ²	Dubai Imports	2-3mm, SAE 1006	06 Aug 18.29 IST	\$510	-10	-20	-55
CRC ²	India Exports	0.9 mm, IS 513 Gr.O	14 Aug 18.03 IST	\$675	0	0	-25
CRC ²	China Exports	0.90mm, SPCC	14 Aug 18.03 IST	\$535	-20	-35	-75
HR Plate ²	China Exports	5-10mm, SS 400	14 Aug 18.05 IST	\$500	-25	-30	-55
GP ²	China Exports	DX51D+z80, Width 1,000-1,500 mm, thickness 0.5-2mm	14 Aug 18.08 IST	\$590	-25	-35	-70
Silico Manganese ²	India Exports	25-150 mm, HC 65-16	14 Aug 18.33 IST	\$963	0	-33	-244
Ferro Chrome ²	China Import	10-150mm, HC 60%	14 Aug 10.22 IST	¢95.5 /lb	0	-3	-4
Manganese Ore ²	India Imports	Lumps, Mn 37%,	10 Aug 10.47 IST	\$4.3 /dmtu	-0.15	-1	-2.1
Ferro Manganese ²	India Exports	25-150 mm, HC 75%	14 Aug 18.36 IST	\$1,004	0	-21.4	-199.4
Ferro Silicon ²	Bhutan Exports	10-50 mm, FeSi 70%	12 Aug 18.40 IST	\$1,130	0	-85	-160

1-Daily Assessment, 2-Weekly Assessment, 3-Monthly Assessment, W-O-W: Week On Week, 1M: Change over last month, 3M: Change over last 3 months

India: Limited inquiries continue to weigh on ferro molybdenum prices

Aug 14, 2024 17:48

Indian ferro molybdenum prices continued its fall and dropped further by INR 53,000/t (\$631/t) as compared to the previous assessment on 7 August. Limited inquiries prompted panic sales which resulted in the price drop.As per BigMint's

assessment on 14 August, ferro molybdenum prices in India were INR 2,446,000/t (\$29,141/t) exw-Nagpur on a 60% pro rata basis. Around 80-90 t of deals were reported to BigMint last week in the price range of INR 2,425,000-2,455,000/t (\$28,8

Continued

SNAP SHOT - INDIAN DOMESTIC PRICES (INR/MT)

Commodity	Particular	Size,Grade	As on	Price	Change	1M	3M
Fines/lumps ²	Iron Ore Index	5-18 mm, Fe 63%, DR Grade	10 Aug 14.06 IST	5,800	-150	-550	-1,200
Fines/lumps ²	Iron Ore Index	0-10 mm, Fe 63%	10 Aug 14.08 IST	4,650	-50	-100	-750
Iron Ore ³	NMDC	6-40 mm, Fe 65.5%	07 Aug 11.13 IST	5,350	NA	NA	-1,100
Iron Ore ³	NMDC	0 -10 mm, Fe 64%	07 Aug 11.05 IST	4,610	NA	NA	-1,000
Pellets ²	Raipur	6-20 mm, Fe 63%,	13 Aug 18.34 IST	9,100	0	-150	-1,600
Pellets ²	Bellary	6-20 mm, Fe 63%	13 Aug 18.34 IST	9,600	-50	-200	-950
Met Coke ²	Ex-India (East)	25-90 mm, Blast Furnace-grade	14 Aug 17.16 IST	34,800	0	0	-700
Graphite Electrode ³	Ex-India	600mm, UHP	24 Jun 19.11 IST	325,000	0	0	0
Mill Scale ²	FoR-Kandla	Fines, Fe 70/68%	14 Aug 15.53 IST	6,650	-100	-75	-850
Hms ¹	Ex-Mumbai	HMS	14 Aug 17.39 IST	33,000	0	0	-3,500
Hms ¹	Ex-Alang	HMS	14 Aug 17.39 IST	33,400	0	-2,300	-5,400
Pig Iron ¹	Ex-Durgapur	Steel Grade	14 Aug 17.33 IST	36,800	-200	-1,200	-5,400
Pig Iron ¹	Ex-Ludhiana, Foundary	Foundry Grade	14 Aug 13.26 IST	44,000	0	+1,000	-2,500
Sponge Pellet ¹	Ex-Raipur	Lumps, FeM 80%, +/-1	14 Aug 17.33 IST	24,400	-100	-1,500	-4,950
Billet ¹	Ex-Mumbai	100x100mm, IS 2831	14 Aug 17.46 IST	41,000	-100	-900	-6,200
Billet ¹	Ex-Raipur	100x100mm, IS 2831	14 Aug 17.46 IST	38,300	-300	-1,150	-6,350
TMT (Re-Bar) Secondary mills ¹	Ex-Mumbai	12-25mm, IF Route, Fe 500, IS 1786	14 Aug 13.29 IST	45,100	0	-1,700	-8,100
TMT (Re-Bar) Secondary mills ¹	Ex-Delhi/NCR	12-25mm, IF Route, Fe 500, IS 1786	14 Aug 13.29 IST	45,600	-100	-1,500	-5,200
TMT (Re-Bar) ²	Ex-Mumbai	12-32mm, BF Route , IS 1786 Fe 500D	09 Aug 17.33 IST	50,300	-500	-4,000	-8,400
Structure ¹	Ex-Mumbai	40x40 Angle, IF Route, IS 2062/2011 E-250 Gr A	16 Aug 10.21 IST	48,500	0	+200	-5,400
Wire Rod ¹	Ex-Raipur	5.5 mm, SWRY 14 LC Gr 3, Induction route	14 Aug 17.32 IST	42,300	-200	-1,300	-5,900
HRC ²	Ex-Delhi	2.5-8mm / CTL, IS2062, Gr E250 Br.	13 Aug 18.06 IST	50,500	-400	-1,800	-4,100
HRC ²	Ex-Mumbai	2.5-8mm / CTL, IS2062, Gr E250 Br.	13 Aug 18.06 IST	50,400	-600	-1,700	-3,800
CRC ²	Ex-Delhi	0.90mm / CTL, IS 513, CR1	13 Aug 18.14 IST	57,800	-600	-3,000	-3,100
CRC ²	Ex-Mumbai	0.90mm / CTL, IS 513, CR1	13 Aug 18.14 IST	57,500	-700	-2,250	-3,350
HR Plate ²	Ex-Mumbai	5-10mm, Gr E250 Br.	14 Aug 18.18 IST	51,000	-500	-2,600	-4,000
GP ²	Ex-Mumbai	0.8mm / CTL, 120 GSM, IS277	14 Aug 18.32 IST	61,200	-1,200	-2,100	-3,700
Silico Manganese ²	Ex-Raipur	25-150 mm, HC 60-14	14 Aug 18.39 IST	69,300	0	-340	-16,720
Ferro Manganese ²	Ex-Raipur	25-150 mm, HC 70%	14 Aug 18.32 IST	75,500	-100	-2,520	-13,980
Ferro Chrome ²	Ex-Jajpur	10-150mm, HC 60%, Si- 4%	14 Aug 10.21 IST	103,100	-300	-5,600	-3,300
Manganese Ore ²	Ex Balaghat, MOIL	Lumps, Mn 37%, Fe 7.5%	01 Aug 13.27 IST	15,146	-5,601	-5,601	NA
Chrome Ore ²	Ex-Odisha OMC, E-auction	Lumps, Friable 48-50%	20 Jul 12.17 IST	24,145	-641	-641	NA

*Basic Price GST @ 18% extra

1-Daily Assessment, 2-Weekly Assessment, 3-Monthly Assessment, W-O-W: Week On Week, 1M: Change over last month, 3M: Change over last 3 months

Iron Ore

Iron Ore (India)

Particular/Delivery	Size/Grade	Delivery	As On	Price	Change	1M	3M
Indian prices (in INR/MT)							
Odisha Iron Ore Index	5-18 mm, Fe 63%, DR Grade	Ex-mines	10 Aug 14.06 IST	5,800	-150	-250	-1,600
	10-30mm, Fe 63%, BF Grade	Ex-mines	10 Aug 14.06 IST	5,050	0	-150	-1,700
	0-10 mm, Fe 63%	Ex-mines	10 Aug 14.08 IST	4,650	-50	+150	-1,250
	0-10mm, Fe 60%	Ex-mines	10 Aug 14.06 IST	3,850	-100	+50	-1,150
	0-5mm, Fe 57%	Ex-mines	14 Aug 17.32 IST	2,650	-50	-100	-950
	5-18 mm, Lumps, Fe 60%	Ex-mines	10 Aug 14.06 IST	5,100	0	-100	-1,500
	10-30 mm, lumps, Fe 60%	Ex-mines	10 Aug 14.06 IST	4,600	0	-100	-1,350
	0-10mm, Fe 62%	Ex-mines	10 Aug 14.06 IST	4,450	-50	+150	-950
OMC Gandhamardan	0 -5 mm, Fe 62-60%	Ex-Mines	20 Jul 12.41 IST	4,250	+200	+200	-300
	10-40 mm, Fe 62%	Ex-Mines	20 Jul 12.41 IST	4,700	-250	-250	-1,300
OMC Daitari	0 -5 mm, Fe 62-64%	Ex-Mines	20 Jul 18.53 IST	4,800	-950	-950	-500
	10-40 mm, Fe 62%	Ex-Mines	20 Jul 12.41 IST	5,060	-700	-700	-940
OMC Kurmitar (Koirā)	0 -5 mm, Fe 62-60%	Ex-Mines	20 Jul 12.41 IST	4,100	0	0	-500
	10-40 mm, Fe 62%	Ex-Mines	20 Jul 12.41 IST	5,000	-550	-550	-1,200
OMC Guali	5-18 mm, Fe 62%	Ex-mines	20 Jul 12.41 IST	5,255	-350	-350	-795
	Fines -5 mm, Fe 60-62%	Ex-mines	20 Jul 12.41 IST	4,400	-150	-150	-700
OMC Jilling	5-18 mm, Fe 62%	Ex-mines	20 Jul 12.41 IST	5,850	-300	-300	-1,850
	Fines -5 mm, Fe 60-62%	Ex-mines	20 Jul 12.41 IST	4,500	-150	-150	-850
NMDC, Chhattisgarh	0 -10 mm, Fe 64%	F.O.R Siding	07 Aug 11.05 IST	4,610	NA	NA	-1,000
	10-40 mm, Fe 67%, DR CLO	F.O.R Siding	07 Aug 11.05 IST	6,420	NA	NA	-1,100
	10-150 mm, Fe 65.5%	F.O.R Siding	07 Aug 11.05 IST	5,320	NA	NA	-1,130
	6-40 mm, Fe 65.5%	F.O.R Siding	07 Aug 11.13 IST	5,350	NA	NA	-1,100
Chandrapur, Maharashtra	0-10mm, Fe 63%	FoR Ballarshah	09 Aug 15.42 IST	6,100	0	0	+600
Ex-Bellary	0-10 mm, Fe 62%	Ex-Mines	14 Aug 16.58 IST	4,500	0	-650	-1,200
	0-10 mm, Fe 57%	Ex-Mines	14 Aug 16.58 IST	2,700	0	-450	-600
Karnataka e-auction	Lumps 10-20mm, Fe 63%	Ex-Mines	31 Jul 13.59 IST	4,300	-400	-400	-550
	Fines 0 -5 mm, Fe 60%	Ex-Mines	31 Jul 13.59 IST	3,200	-500	-500	-500

Pellets (India)

Indian prices (in INR/MT)							
Ex-Barbil	6-20 mm, Fe 63%, (+/- 0.5%)	FOR Siding	13 Aug 18.34 IST	7,200	0	-300	-1,750
Ex-Durgapur	6-20 mm, Fe 63%, (+/- 0.5%)	Ex-Works	13 Aug 18.34 IST	7,900	0	-500	-2,000
Ex-Jamshedpur	6-20 mm, Fe 63%	Ex-Works	06 Aug 18.55 IST	8,050	-50	-100	-1,350
Ex-Jharsugda	6-20 mm, Fe 63%, (+/- 0.5%)	Ex-Works	13 Aug 18.34 IST	7,800	0	-200	-1,800
Ex-Raipur	6-20 mm, Fe 63%, (+/- 0.5%)	Ex-Works	13 Aug 18.34 IST	9,100	0	-150	-1,600
Ex-Kandla	6-20 mm, Fe 64/63%	DAP	13 Aug 18.34 IST	10,300	0	-700	-1,900
Ex-Bellary	6-20 mm, Fe 63%	Ex-Works	13 Aug 18.34 IST	9,600	-50	-200	-950

Weekly Assessment, GST @ 5% extra., Barbil and Kandla - Prices Loaded to Wagons

Concentrates (India)

Indian prices (in INR/MT)							
Ex-Jabalpur	-45 micron, Fe 63%	Ex-works	14 Aug 16.42 IST	4,000	0	-200	-700

Iron Ore (Global)

Global prices (in USD/MT)							
CNF China	Fines, Fe 61.5% (Australia Origin)	-	14 Aug 10.51 IST	\$96	-1	-9	-23
CNF China	Fines, Fe 62% (Australia Origin)	-	14 Aug 10.51 IST	\$98	-1	-9	-23
CNF China	Fines, Fe 62.5% (Brazil Origin)	-	14 Aug 13.02 IST	\$101	-1	-9	-23
CNF China	Fines, Fines 63/62% (India origin)	-	14 Aug 13.02 IST	\$91	-1	-5	-15
CNF China	Lumps, Fe 64/63% (South Africa Origin)	-	14 Aug 13.02 IST	\$99	-1	-9	-22
CNF China	Lumps, USD/dmtu	-	14 Aug 10.51 IST	\$0.17	0	-0.0315	+0.043
CNF China	Fines, Fe 55% (India Origin)	-	14 Aug 17.11 IST	\$61.5	-1.5	-5	-16

CNF China	Fines, Fe 56% (India Origin)	-	14 Aug 17.11 IST	\$64.5	-1.5	-5	-16
CNF China	Fines, Fe 57% (India origin)	-	14 Aug 17.11 IST	\$67.5	-1.5	-5	-16
CNF India	Lumps, Fe 64% (South Africa origin)	-	14 Aug 12.54 IST	\$110	-3	-11	-19
FOB India	Fines, Fe 57% (India origin)	-	14 Aug 17.05 IST	\$54	-1.5	-6	-11

Prices on DMT basis (Daily Assessment) , India- Single Port Loading , FOB prices including demurrage , June to November: Moisture@ 10% , December to May: Moisture@ 8% , Or, actual moisture as per cargo certificate submitted by shipper to be adjusted

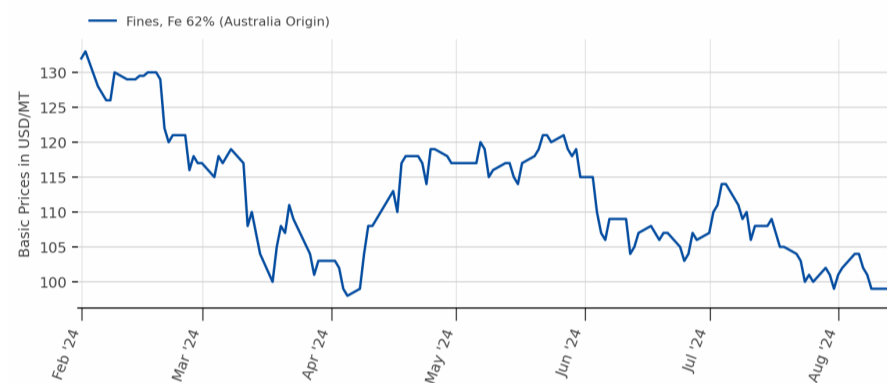
Pellets (Global)

Global prices (in USD/MT)

CNF China	6-20 mm, Fe 63% (India Origin)	-	14 Aug 16.37 IST	\$104	-2	-6	-20
	6-20 mm, Fe 65% (Brazil Origin)	-	14 Aug 12.55 IST	\$119	-4	-8	-17
FOB India	6-20 mm, Fe 63%	-	14 Aug 16.44 IST	\$90.5	-2.5	-6.5	-18.5
CNF China	5-20mm, Fe 63%	-	09 Aug 15.15 IST	\$7.1	+0.6	-0.35	+3.2
	6-20mm	-	09 Aug 15.15 IST	\$16.6	+0.3	+0.6	+5.05

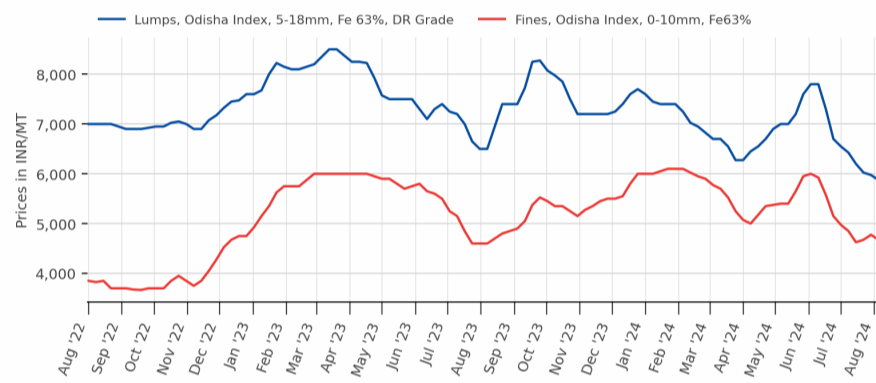
Note:- W-O-W: Week On Week, 1M: Change over last month, 3M: Change over last 3 months

Iron Ore Fines, CNF Rizhao China



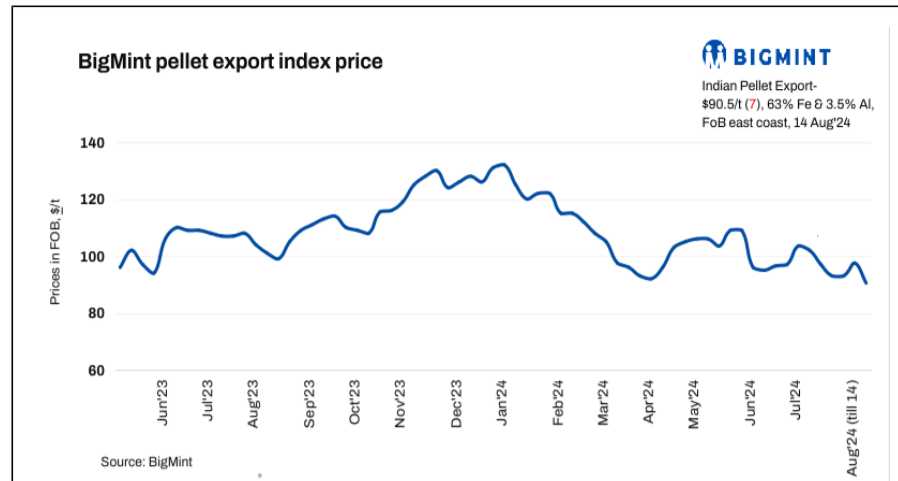
Source:BigMint

Odisha Iron Ore Price Index (Lumps & Fines)



Source:BigMint

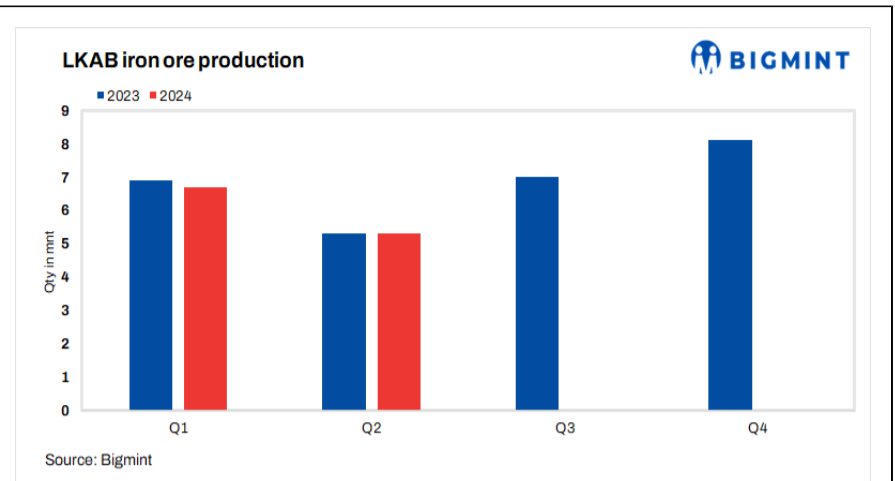
Iron Ore News



India: BigMint's pellet export index sharply falls by \$7/t w-o-w amid absence of trades

2024-08-14

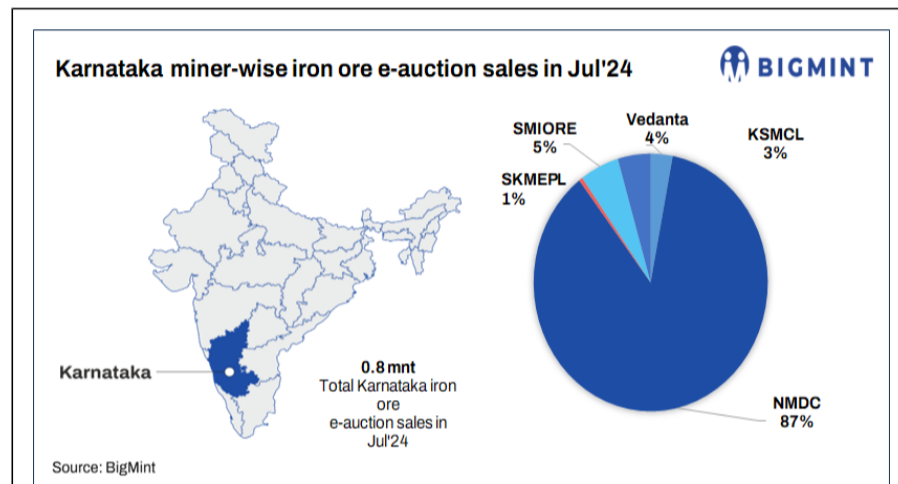
[READ MORE](#)



Sweden: LKAB's pellet output remains stable y-o-y in Q2CY'24

2024-08-14

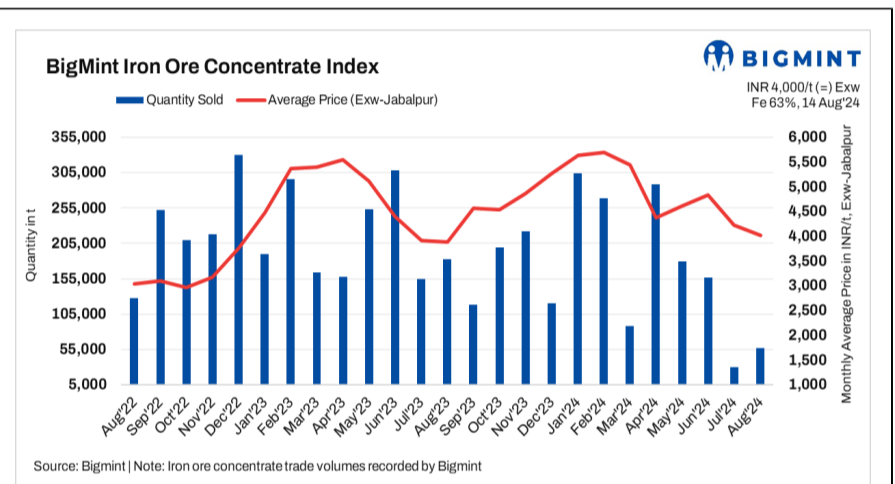
[READ MORE](#)



India: Vedanta's iron ore auction from Karnataka elicits active response

2024-08-14

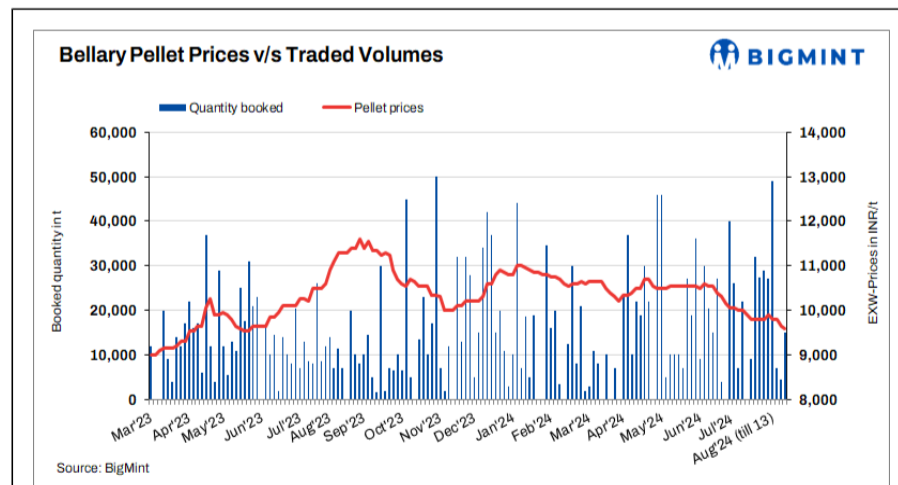
[READ MORE](#)



India: Iron ore concentrate prices continue to remain under pressure on sluggish sentiments

2024-08-14

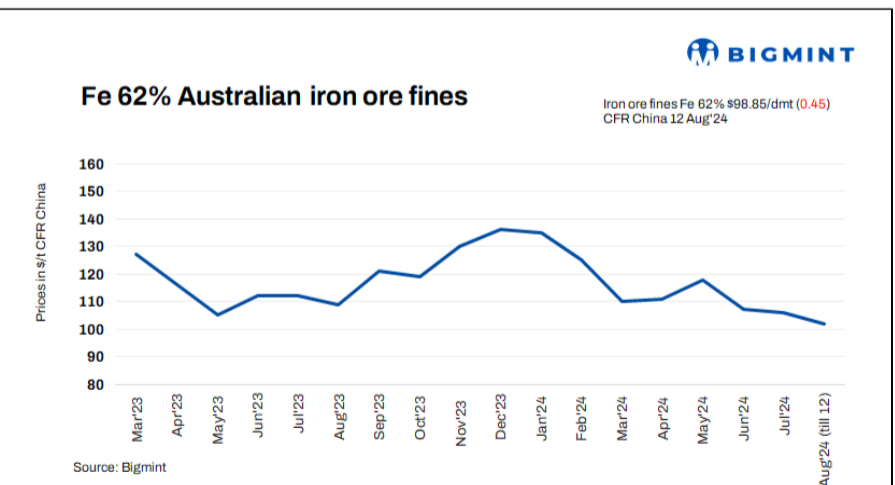
[READ MORE](#)



Karnataka: Bellary pellet prices remain largely stable

2024-08-13

[READ MORE](#)

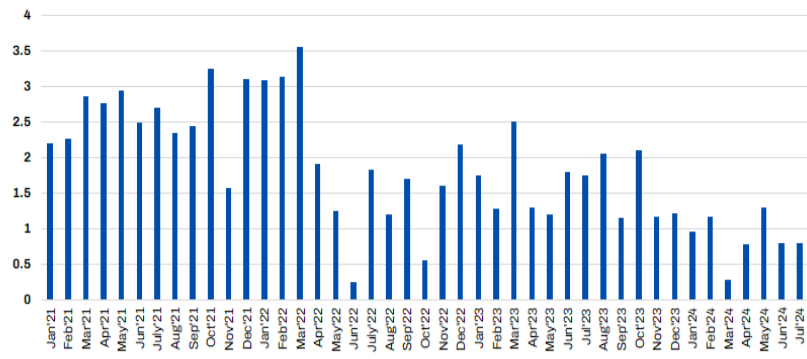


China: Iron ore spot prices remains largely stable

2024-08-13

[READ MORE](#)

Karnataka iron ore e-auction sales volume



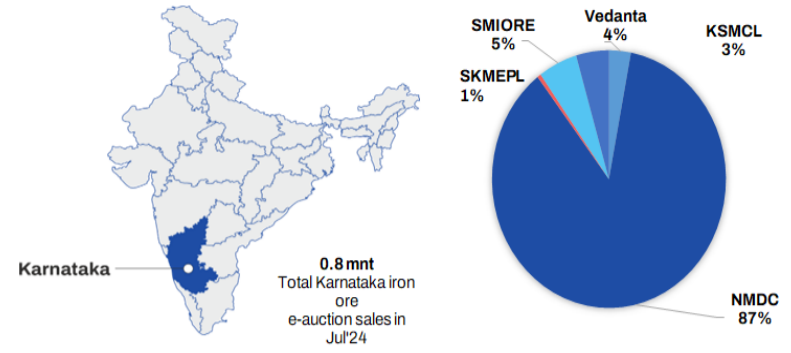
Source: BigMint

India: NMDC to auction over 240,000 t of iron ore from Karnataka

2024-08-12

[READ MORE](#)

Karnataka miner-wise iron ore e-auction sales in Jul'24



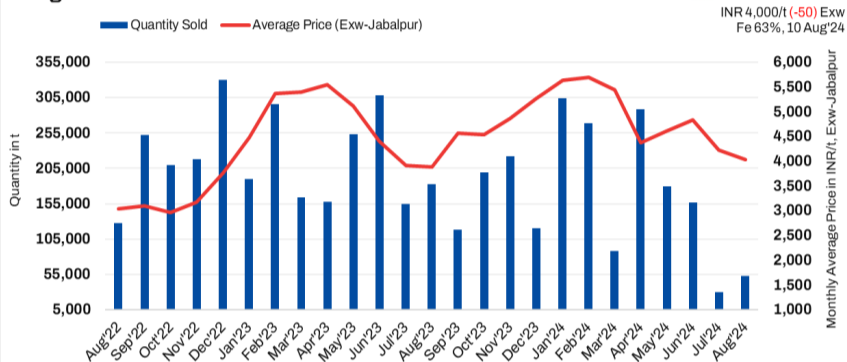
Source: BigMint

India: Vedanta to auction 20,000 t of iron ore lumps from Karnataka

2024-08-12

[READ MORE](#)

BigMint Iron Ore Concentrate Index



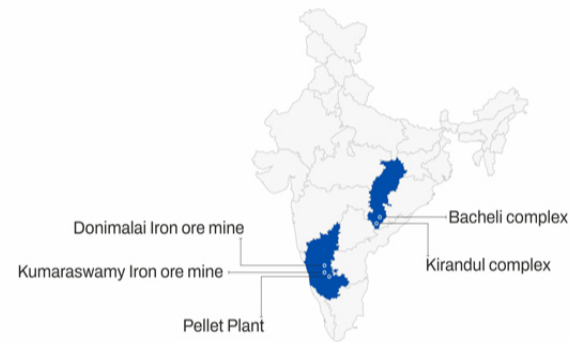
Source: BigMint | Note: Iron ore concentrate trade volumes recorded by BigMint

India: Iron ore concentrate prices drop further by INR 50/t in recent deal

2024-08-10

[READ MORE](#)

NMDC's iron ore Mines location

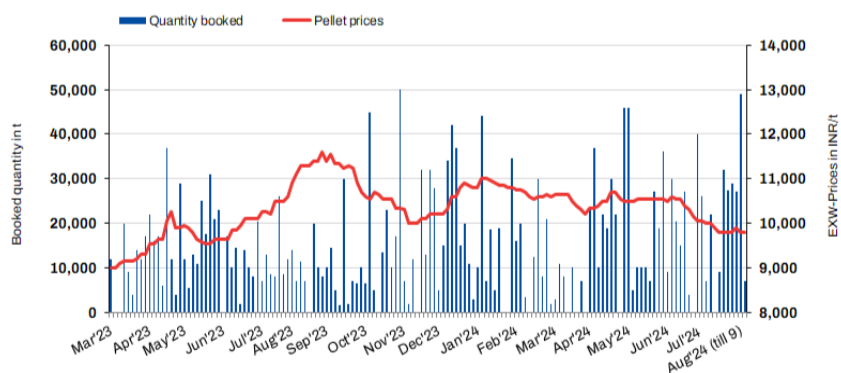


India: NMDC to auction over 113,000 t of iron ore from Chhattisgarh

2024-08-10

[READ MORE](#)

Bellary Pellet Prices v/s Traded Volumes



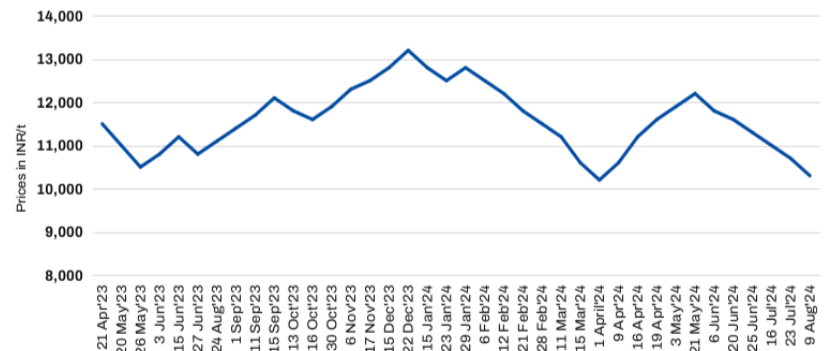
Source: BigMint

Karnataka: Bellary pellet prices fall by INR 150/t amid offer reduction

2024-08-09

[READ MORE](#)

Kandla pellet prices



Source: BigMint

India: Jindal SAW cuts pellet offers by INR 400/t (\$5/t)

2024-08-09

[READ MORE](#)

Coal

Non Coking (India)

Particular/Delivery	Size/Grade	Delivery	As On	Price	Change	1M	3M
Indian prices (in INR/MT)							
Ex-Gangavaram	RB2 (5500 NAR), S.Africa	Ex-Port	14 Aug 15.31 IST	9,650	0	0	- 300
	RB3 (4800 NAR), South Africa	Ex-Port	14 Aug 15.31 IST	7,750	0	0	- 550

Met Coke (India)

Indian prices (in INR/MT)							
Ex-Jajpur	25-90 mm, Blast Furnace-grade	Ex-Yard	14 Aug 17.16 IST	34,800	0	0	- 700
Ex-Gandhidham	25-90 mm, Blast Furnace-grade	Ex-Yard	14 Aug 17.16 IST	32,700	0	- 200	- 800

Coking (Global)

Global prices (in USD/MT)							
CNF India	0-40mm, HCC 64 Mid Vol, Australia	-	14 Aug 13.49 IST	\$204	- 7	- 20.2	- 19.4
	0-40mm, Premium HCC, Australia	-	14 Aug 13.49 IST	\$221	- 6	- 32	- 36.4
	Low Vol PCI, Australia	-	14 Aug 13.49 IST	\$193	- 6	- 22	+ 11.2
FOB Australia	0-40mm, Low Vol PCI	-	14 Aug 13.52 IST	\$178	- 6	- 20	+ 14.6
	HCC 64 Mid Vol	-	14 Aug 13.52 IST	\$189	- 7	- 19.2	- 16
	Premium HCC	-	14 Aug 13.52 IST	\$206	- 6	- 30	- 32.8

Non Coking (Global)

Global prices (in USD/MT)							
CNF India	RB1 (6000 NAR), S.Africa	-	14 Aug 13.51 IST	\$128	0	+ 5.8	+ 4
	RB2 (5500 NAR), S.Africa	-	14 Aug 13.51 IST	\$111	0	+ 1.8	- 0.2
	RB3 (4800 NAR), S.Africa	-	14 Aug 13.51 IST	\$92	0	+ 2.8	- 6.2
FOB South Africa	RB1 (6000 NAR)	-	14 Aug 13.48 IST	\$111	0	+ 5.8	+ 5
	RB2 (5500 NAR)	-	14 Aug 13.48 IST	\$94	0	+ 1.8	+ 0.8
	RB3 (4800 NAR)	-	14 Aug 13.48 IST	\$75	0	+ 2.8	- 5.2

Met Coke (Global)

Global prices (in USD/MT)							
FOB China	25-90mm, 64% CSR	-	14 Aug 17.49 IST	\$258	- 8	- 21	- 44
CNF India	25-90mm, 64% CSR, China	-	14 Aug 17.50 IST	\$273	- 6	- 22	- 44
	64% CSR, Japan origin	-	14 Aug 17.50 IST	\$358	0	- 2	- 7

Note:- W-O-W: Week On Week, 1M: Change over last month, 3M: Change over last 3 months

Scrap & Metallic

Sponge (India)

Region	Particular	Sponge Iron (C-DRI)				Pellet Sponge (P-DRI)			
		Price	Change	W-O-W	1M	Price	Change	W-O-W	1M
Indian prices (in INR/MT) As on 15 Aug 2024									
North India	Mandi Gobindgarh	29,800	-200	-200	-700	-	-	-	-
East India	Durgapur	27,100	-200	+100	-300	25,050	-250	+100	-300
East India	Rourkela	25,850	-150	+100	-650	-	-	-	-
Central India	Raigarh	25,800	-50	-200	-1,400	23,800	-50	-200	-1,400
Central India	Raipur	28,550	+50	-150	-1,750	24,400	-100	+50	-1,500
South India	Bellary	27,000	0	+100	-500	26,000	+100	+300	-350
Eastern India	Ramgarh	26,700	-200	-250	-1,000	24,650	-150	-300	-1,050
East India	Jharsugda	-	-	-	-	23,200	0	0	-1,400
South India	Hyderabad	-	-	-	-	26,600	+100	+100	-600

All prices are basic, GST extra.

Pig Iron (India)

Particular/Delivery	Size/Grade	Delivery	As On	Price	Change	1M	3M
Indian prices (in INR/MT)							
DAP-Ludhiana	Steel Grade	DAP	14 Aug 17.33 IST	40,000	0	-400	-3,500
Ex-Bokaro	Steel Grade	Ex-Plant,Bokaro	01 Aug 18.06 IST	35,900	-1,450	-1,450	-1,450
Ex-Burnpur	Steel Grade	Ex-Plant,Burnpur	31 May 16.00 IST	40,500	-2,500	0	-2,500
Ex-Durgapur	Steel Grade	Ex-Works	14 Aug 17.33 IST	36,800	-200	-1,200	-5,400
		Ex-Plant,Durgapur	24 Jul 11.53 IST	36,700	-300	-300	-6,550
Ex-Rourkela	Steel Grade	Ex-Plant,Rourkela	12 Aug 13.44 IST	35,100	-1,400	-3,100	-7,400
Ex-Bhilai	Steel Grade	Ex-Plant,Bhilai	20 Jun 17.45 IST	38,000	-4,100	0	-4,100
DAP-Raigarh	Steel Grade	DAP	14 Aug 17.33 IST	36,150	-50	-2,400	-5,650
DAP-Raipur	Steel Grade	DAP	14 Aug 17.33 IST	36,550	-200	-1,950	-5,750
DAP-Hyderabad	Steel Grade	DAP	14 Aug 13.31 IST	38,200	0	0	-4,100
DAP-Delhi	Foundry Grade	DAP	14 Aug 13.26 IST	44,000	0	+1,000	-3,500
DAP-Ludhiana	Foundry Grade	DAP	14 Aug 13.26 IST	44,000	0	+1,000	-2,500
Ex-Durgapur	Foundry Grade	Ex-Works	14 Aug 13.26 IST	42,500	0	-1,000	-4,000
Ex-Kharagpur	Foundry Grade	Ex-Works	14 Aug 13.26 IST	42,500	0	-1,000	-4,000
DAP-Ahmedabad	Foundry Grade	DAP	14 Aug 13.26 IST	45,500	0	-300	-1,500
DAP-Kolhapur	Foundry Grade	DAP	14 Aug 13.26 IST	45,800	0	-200	-1,200

Indian pig iron price assessment frequency has been increased from weekly to daily basis.

Re - Rolling Scrap (India)

Indian prices (in INR/MT)							
Ex-Alang	15-18mm(10 ANE), Ship Breaking	Ex-Yard	14 Aug 11.08 IST	41,000	0	-1,500	-3,800
	1 Inch, Ship Breaking	Ex-Yard	14 Aug 11.08 IST	41,000	0	-1,600	-4,000
	12-14mm(8 ANE), Ship Breaking	Ex-Yard	14 Aug 11.08 IST	40,500	0	-1,400	-3,800
	5-10 KG, Ship Breaking	Ex-Yard	14 Aug 11.08 IST	39,500	0	-1,400	-3,900
	9-11mm(6 ANE), Ship Breaking	Ex-Yard	14 Aug 11.08 IST	39,000	0	-1,400	-3,800
	2-5 KG, Ship Breaking	Ex-Yard	14 Aug 11.08 IST	38,500	0	-1,400	-3,800
	6-8mm(4 ANE), Ship Breaking	Ex-Yard	14 Aug 11.08 IST	38,000	0	-1,400	-3,800
	1-2 KG, Ship Breaking	Ex-Yard	16 Aug 10.29 IST	34,700	+100	-1,700	-5,100
	Attachment, Ship Breaking	Ex-Yard	16 Aug 10.29 IST	34,500	+100	-1,700	-5,100
	HMS(80:20), Ship Breaking	Ex-Yard	16 Aug 10.29 IST	33,500	+100	-1,700	-5,100
	19-22mm(12 ANE), Ship Breaking	Ex-Yard	14 Aug 11.08 IST	41,000	0	-1,600	-3,900

Melting Scrap (India)

Particular/Delivery	Size/Grade	Delivery	As On	Price	Change	1M	3M
Indian prices (in INR/MT)							
Ex-Ludhiana	CR Busheling (Loose)	DAP	14 Aug 17.39 IST	38,000	-300	-1,700	-4,200
	Turning Boring Scrap	DAP	14 Aug 17.39 IST	34,100	-500	-2,100	-4,900
	CI Scrap, Mixed Size	DAP	14 Aug 17.39 IST	38,900	0	+100	-1,100
	End Cutting	DAP	14 Aug 17.39 IST	36,900	-300	-1,700	-4,300
Ex-Mandi	HMS(80:20)	DAP	14 Aug 17.39 IST	34,500	-300	-1,800	-3,900
	LMS (Light Melting Scrap)	DAP	14 Aug 17.39 IST	32,300	-300	-1,800	-4,200
	CR Busheling (Loose)	DAP	14 Aug 17.39 IST	38,300	-300	-1,800	-4,200
	End Cutting	DAP	14 Aug 17.39 IST	37,100	0	-1,900	-4,300
Ex-Durgapur	HMS(80:20)	DAP	14 Aug 17.39 IST	34,400	-300	-750	-3,750
Ex-Raipur	HMS(80:20)	DAP	14 Aug 17.39 IST	34,000	0	-1,550	-4,400
	End Cutting	DAP	14 Aug 17.39 IST	36,000	0	-1,550	-4,400
Ex-Ahmedabad	CR Busheling (Bundle)	DAP	14 Aug 17.39 IST	38,000	0	-800	-2,800
	HMS(80:20)	DAP	14 Aug 17.39 IST	33,000	0	-1,500	-4,500
Ex-Alang	HMS(80:20)	Ex-Yard	14 Aug 17.39 IST	33,400	0	-2,300	-5,400
Ex-Jalna	CR Busheling (Loose)	DAP	14 Aug 17.39 IST	35,700	0	-600	-4,400
	HMS(80:20)	DAP	14 Aug 17.39 IST	32,600	0	-700	-4,500
Ex-Mumbai	HMS(80:20)	DAP	14 Aug 17.39 IST	33,000	0	0	-3,500
Ex-Chennai	HMS(80:20)	DAP	14 Aug 17.39 IST	32,000	0	+200	-3,700
	HMS(90:10)	DAP	14 Aug 17.39 IST	34,400	0	-100	-2,600
	CR Busheling (Bundle)	DAP	14 Aug 17.39 IST	36,000	-200	-300	-2,700
	Turning Boring Scrap	DAP	14 Aug 17.39 IST	31,000	0	+300	-3,600
Ex-Coimbatore	CI Scrap, Mixed Size	DAP	14 Aug 17.39 IST	37,600	0	-100	-200
Ex-Hyderabad	HMS(80:20)	DAP	14 Aug 17.39 IST	30,000	0	-500	-3,800
	HMS(90:10)	DAP	14 Aug 17.39 IST	31,500	0	-500	-3,800
Ex-Bhilai	9-13 Meters, 60 KG	Ex-works	25 Jul 14.36 IST	40,800	-3,620	-350	-700

Mill Scale (India)

Indian prices (in INR/MT)							
Ex Plant, Raipur	Fines, Fe 70/68%	EXW	14 Aug 15.53 IST	6,950	0	+150	-75
Ex-Kandla	Fines, Fe 70/68%	DAP	14 Aug 15.53 IST	6,650	-100	-75	-850

Sponge Iron (Global)

Particular/Delivery	Size/Grade	Delivery	As On	Price	Change	1M	3M
Global prices (in USD/MT)							
CNF Bangladesh	FeM 80% (+/-1), 100% lumps	-	08 Aug 17.25 IST	\$378	+11	+21	-27
CNF Nepal	Mix (70% lumps, 30% fines), FeM 80% (+/-1)	-	08 Aug 17.25 IST	\$364	+8	+19	-45

Melting Scrap (Global)

Global prices (in USD/MT)							
FOB Europe	HMS 80:20 (Bulk)	-	14 Aug 18.52 IST	\$345	-15	-13	-7
FOB USA	HMS 80:20	-	14 Aug 17.08 IST	\$346	-4	-15.6	-10.2
	Shredded	-	14 Aug 17.08 IST	\$366	-4	-15.6	-10.2
CNF Bangladesh	H2 (Bulk, Japan origin)	-	14 Aug 18.45 IST	\$405	+1	NA	+5
	HMS 80:20 (Bulk, US Origin)	-	14 Aug 18.45 IST	\$403	-5	NA	+1
	HMS 80:20 (Containers, Europe Origin)	-	14 Aug 18.45 IST	\$400	+2	-5	-5.2
	Shredded (Containers, UK Origin)	-	14 Aug 18.45 IST	\$420	0	-5.75	-1.6
CNF China	H2	-	14 Aug 11.43 IST	\$333	0	+8	-28.4
	HMS 80:20 (Bulk)	-	14 Aug 11.43 IST	\$356	0	+7.8	+4.8
	Shredded	-	14 Aug 11.43 IST	\$410	0	0	+3
CNF India	HMS 80:20 (Europe Origin, Containers)	-	14 Aug 18.45 IST	\$380	0	-9	-21.4
	HMS 80:20 (West Africa Origin, Containers)	-	14 Aug 18.45 IST	\$377	-1	-11.6	-22.6
	HMS 80:20 (West Africa Origin, Containers)	-	14 Aug 18.45 IST	\$382	0	-9.4	-21.8
	Shredded (Europe Origin, Containers)	-	14 Aug 18.45 IST	\$407	-1	-8.2	-11.4
	Shredded (US Origin, Containers)	-	14 Aug 18.45 IST	\$404	-2	-6.8	-10.2
CNF Pakistan	Shredded (Containers, Europe Origin)	-	14 Aug 18.45 IST	\$410	0	-19.33	-7.6
CNF Taiwan	HMS 80:20 (US Origin, Containers)	-	14 Aug 11.13 IST	\$345	-3	-2	-3
CNF Thailand	HMS 70:30	-	29 Jan 17.41 IST	\$352	+2	NA	NA
CNF Turkey	HMS 80:20 (Bulk, US Origin)	-	14 Aug 18.45 IST	\$374	-1	-16.8	-5.6

CNF Vietnam	H2, (Bulk, Japan origin)	-	12 Aug 18.47 IST	\$366	-5	+1	-9
	HMS 80:20 (Bulk, US Origin)	-	12 Aug 18.47 IST	\$375	-7	-8	-10

Pig Iron (Global)

Particular/Delivery	Size/Grade	Delivery	As On	Price	Change	1M	3M
Global prices (in USD/MT)							
FOB Black Sea	Steel Grade	-	10 Aug 10.52 IST	\$392	-13	-23	-18
FOB Brazil	Steel Grade	-	10 Aug 10.52 IST	\$442	0	-3	-8
CNF Italy	Steel Grade	-	10 Aug 10.50 IST	\$439	-10	-19	-19

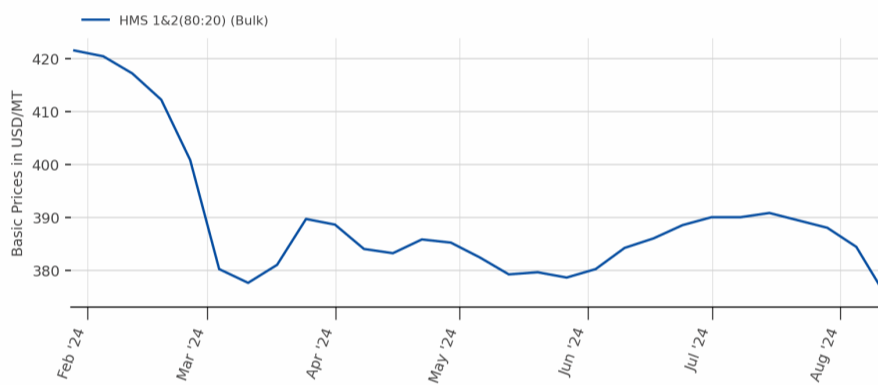
Weekly Assessment,, *Tender Prices in export

Ship Breaking (Global)

Global prices (in USD/MT)							
CNF Bangladesh	Containers	-	13 Aug 11.14 IST	\$520	0	-20	-40
	Tanker	-	13 Aug 11.14 IST	\$510	0	-20	-30
CNF India	Containers	-	13 Aug 11.14 IST	\$510	-20	-20	-40
	Tanker	-	13 Aug 11.14 IST	\$500	-20	-20	-30
CNF Pakistan	Containers	-	13 Aug 11.14 IST	\$530	-10	+10	0
	Tanker	-	13 Aug 11.14 IST	\$520	-10	+10	0
CNF Turkey	Containers	-	13 Aug 11.14 IST	\$365	-15	-15	-15
	Tanker	-	13 Aug 11.14 IST	\$355	-15	-15	-15

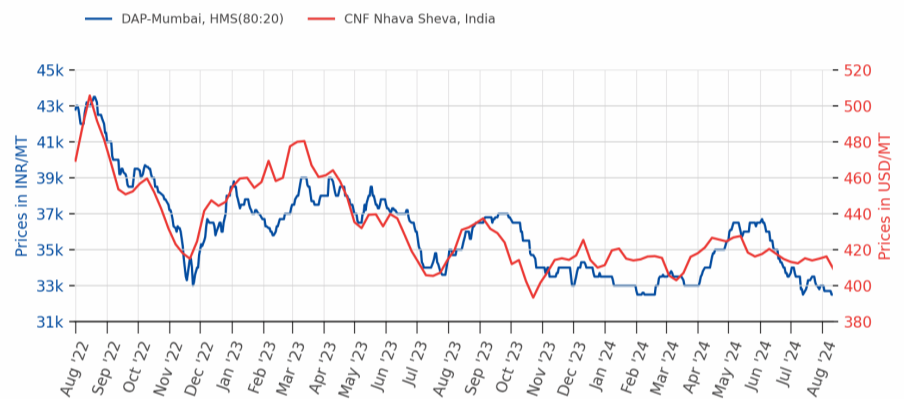
Note:- W-O-W: Week On Week, 1M: Change over last month, 3M: Change over last 3 months

Melting Scrap, CNF Turkey



Source:BigMint

Melting Scrap DAP Mumbai/CNF India



Source:BigMint

Scrap & Metallic News

Top-10 ferrous scrap importing countries in H1 2024 (Jan-Jun)

Country	Quantity (mnt)	% Change y-o-y
Turkiye	10.0	+4%
India	3.9	-26%
Bangladesh	2.4	+26%
Vietnam	2.2	+7%
United States	2.2	-14%
Taiwan	1.5	-9%
Pakistan	1.4	+64%
South Korea	1.0	-50%
Thailand	0.6	-18%
Indonesia	0.4	-19%
Others	0.5	-10%

25.9 mnt | -6% y-o-y
Total Global Fe Scrap Trade in H1 2024 (Jan-Jun)

Source: BigMint

Global ferrous scrap trade volumes shrink 6% y-o-y in Jan-June'24 - BigMint data

2024-08-15

[READ MORE](#)

India: Domestic mill-scale prices

Source: BigMint

India: Mill scale prices witness mixed trends in major markets

2024-08-14

[READ MORE](#)

China: Shagang Steel scrap purchase price trend

Source: BigMint

China: Shagang Steel reduces scrap procurement prices by \$8/t

2024-08-13

[READ MORE](#)

Sims to sell its UK operations to Unimetals for \$385 million

2024-08-13

[READ MORE](#)

Ship breaking scrap prices, exw Alang

Grades	Prices	D-O-D Change	W-O-W Change
HMS(80/20)	33,400	0	-1,300
Attachment	34,400	0	-1,300
1-2 Kg	34,600	0	-1,300
2-5 Kg	38,500	0	-700
5-10 Kg	39,500	0	-700
6-8 mm (4 ANE)	38,000	0	-700
9-11 mm (6 ANE)	39,000	0	-700
12-14 mm (8 ANE)	40,500	0	-700
15-18 mm (10 ANE)	41,000	0	-700
19-22 mm (12 ANE)	41,000	0	-700
1 Inch	41,000	0	-700

Prices as on 13 Aug'24, Source: BigMint

India: Melting scrap prices inch up by INR 100/t d-o-d in Alang

2024-08-13

[READ MORE](#)

Taiwan: Ferrous scrap imports

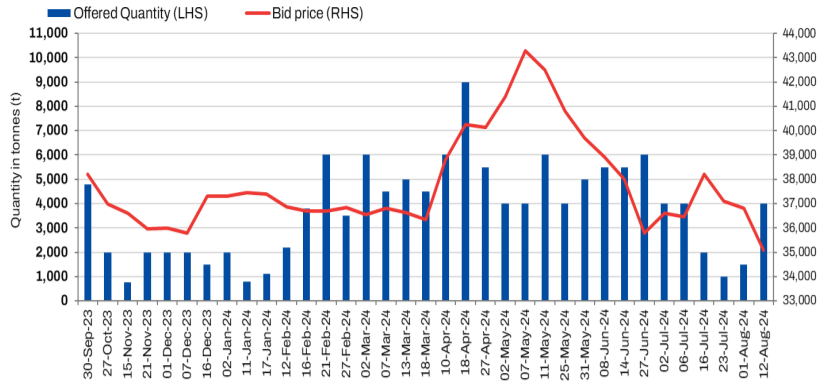
Source: BigMint

Taiwan: Ferrous scrap imports drop 17% m-o-m in Jul'24

2024-08-12

[READ MORE](#)

SAIL RSP pig iron auction summary



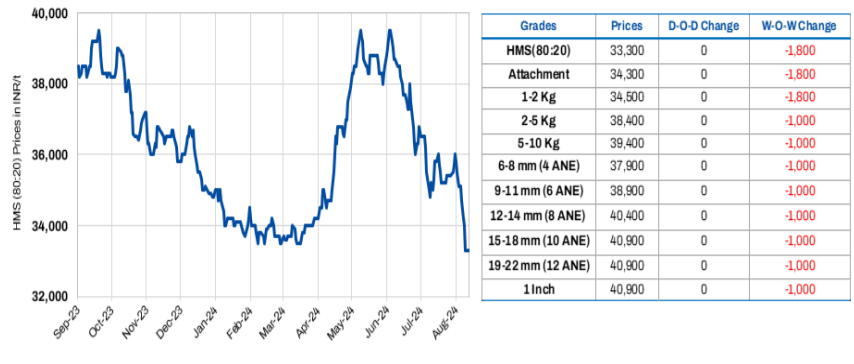
Last updated: 12 Aug 2024

India: RSP's pig iron auction witnesses strong demand in recent auction

2024-08-12

READ MORE

Ship breaking scrap prices, exw Alang



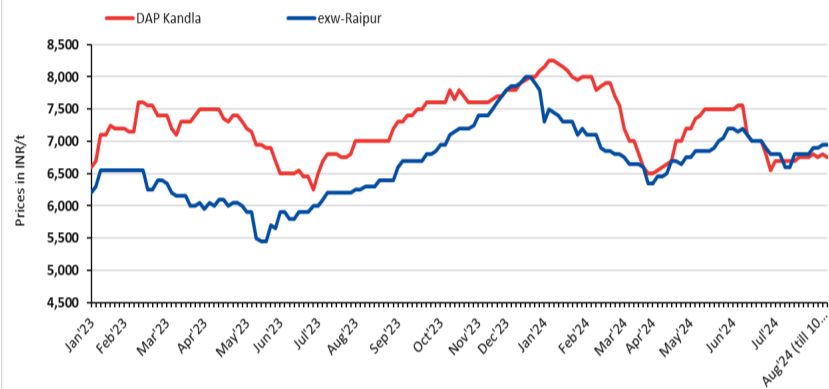
Prices as on 12 Aug'24. Source: Bigmint

India: Melting scrap prices remain stable for third consecutive day in Alang

2024-08-12

READ MORE

India: Domestic mill-scale prices



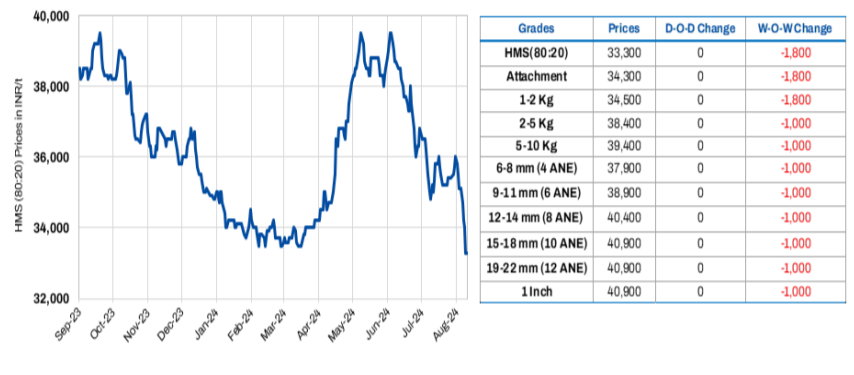
Source: BigMint

India: Mill scale prices remain largely stable in key markets

2024-08-10

READ MORE

Ship breaking scrap prices, exw Alang



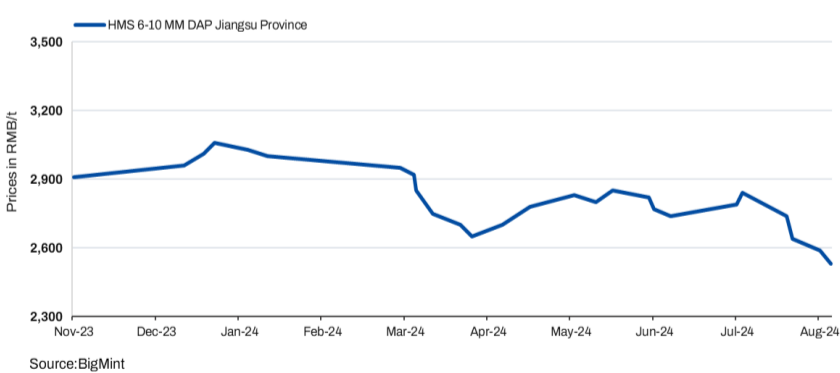
Prices as on 10 Aug'24. Source: Bigmint

India: Melting scrap prices remain firm d-o-d in Alang

2024-08-10

READ MORE

China: Shagang Steel scrap purchase price trend



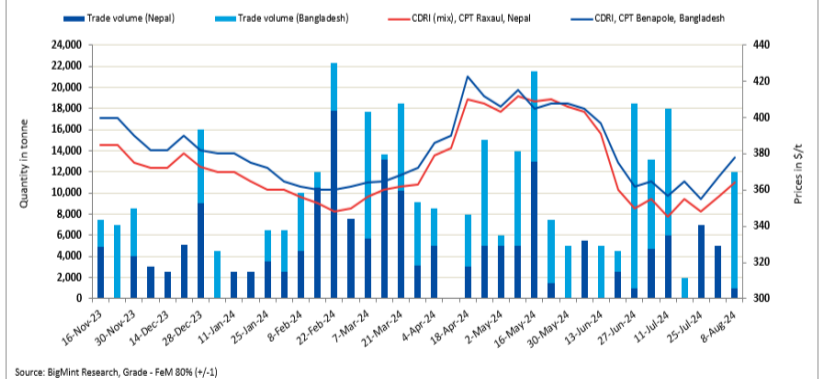
Source: BigMint

China: Shagang Steel further reduces scrap procurement prices by \$8/t

2024-08-09

READ MORE

India: Sponge iron Export Trade Vs Prices



Source: BigMint Research, Grade - FeM 80% (+/-1)

India: About 12,000 t sponge iron export deals conclude for Nepal, Bangladesh

2024-08-09

READ MORE

Steel

Ingots/Billet (India)

Region	Particular	INGOT				BILLET			
		Price	Change	W-O-W	1M	Price	Change	W-O-W	1M
Indian prices (in INR/MT) As on 15 Aug 2024									
North India	Ghaziabad	40,800	- 500	- 200	- 1,700	-	-	-	-
North India	Ludhiana	44,000	- 700	- 700	- 2,100	-	-	-	-
North India	Mandi Gobindgarh	41,700	- 300	- 500	- 2,250	41,700	- 300	- 500	- 2,300
North India	Muzaffarnagar	40,700	- 500	- 300	- 1,700	-	-	-	-
East India	Rourkela	37,200	- 250	0	- 1,300	37,700	- 200	- 50	- 1,300
Central India	Raigarh	37,500	- 300	- 200	- 1,200	37,900	- 300	- 100	- 1,200
Central India	Raipur	38,000	- 250	- 250	- 1,000	38,300	- 300	- 250	- 1,150
West India	Ahmedabad	40,200	- 100	- 500	- 1,600	41,200	- 100	- 200	- 1,300
West India	Jaipur	40,200	- 100	- 300	- 1,200	-	-	-	-
West India	Mumbai	40,700	- 100	- 200	- 800	41,000	- 100	- 100	- 900
East India	Durgapur	-	-	-	-	38,550	- 250	- 250	- 1,150
East India	Kolkata	-	-	-	-	39,250	- 250	- 250	- 1,150
West India	Bhavnagar	-	-	-	-	40,800	- 100	- 100	- 1,400
West India	Goa	-	-	-	-	40,300	0	- 100	- 950
West India	Jalna	-	-	-	-	40,700	- 300	- 300	- 1,300
South India	Chennai	-	-	-	-	42,000	0	- 1,000	- 500
South India	HINDPUR	-	-	-	-	40,800	0	0	- 1,000
South India	Hyderabad	-	-	-	-	39,500	0	0	- 1,500
Eastern India	Ramgarh	-	-	-	-	38,550	- 250	- 250	- 1,250

All prices are basic, GST @ 18% extra. Ingot - 3.5"*4.5", Commercial Grade, Billet - 100*100

Rebar (India)

Particular/Delivery	Size/Grade	Delivery	As On	Price	PRICE @ 18%GST	Change	1M	3M
Indian prices (in INR/MT)								
Exy-Delhi/NCR	12-32mm, BF Route, IS 1786 Fe 550D	Ex-Yard	09 Aug 17.33 IST	50,800	59,900	- 900	- 3,900	- 7,600
	12-32mm, BF Route, IS 1786 Fe 500D	Ex-Yard	09 Aug 17.33 IST	50,800	59,900	- 900	- 3,900	- 7,600
Exy-Durgapur	12-32mm BF Route , IS 1786 Fe 500D	Ex-Yard	09 Aug 17.33 IST	50,700	59,800	- 1,200	- 3,200	- 6,100
	12-32mm BF Route, IS 1786 Fe 550D	Ex-Yard	09 Aug 17.33 IST	50,700	59,800	- 1,200	- 3,200	- 6,100
Exy-Ahmedabad	12-32mm BF Route , IS 1786 Fe 500D	Ex-Yard	09 Aug 17.33 IST	50,600	59,700	- 800	- 3,900	- 7,700
	12-32mm BF Route, IS 1786 Fe 550D	Ex-Yard	09 Aug 17.33 IST	50,600	59,700	- 800	- 3,900	- 7,700
Exy-Mumbai	12-32mm, BF Route , IS 1786 Fe 500D	Ex-Yard	09 Aug 17.33 IST	50,300	59,400	- 500	- 4,000	- 8,400
	12-32mm, BF Route, IS 1786 Fe 550D	Ex-Yard	09 Aug 17.33 IST	50,300	59,400	- 500	- 4,000	- 8,400
Exy-Bangalore	12-32mm, BF Route, IS 1786 Fe 500D	Ex-Yard	09 Aug 17.33 IST	51,700	61,000	- 600	- 3,200	- 7,600
	12-32mm, BF Route, IS 1786 Fe 550D	Ex-Yard	09 Aug 17.33 IST	51,700	61,000	- 600	- 3,200	- 7,600
Exy-Chennai	12-32mm, BF Route, IS 1786 Fe 500D	Ex-Yard	09 Aug 17.33 IST	51,600	60,900	- 500	- 3,000	- 7,600
	12-32mm, BF Route, IS 1786 Fe 550D	Ex-Yard	09 Aug 17.33 IST	51,600	60,900	- 500	- 3,000	- 7,600
Exy-Hyderabad	12-32mm, BF Route , IS 1786 Fe 500D	Ex-Yard	09 Aug 17.33 IST	50,300	59,400	- 800	- 4,000	- 9,000
	12-32mm, BF Route, IS 1786 Fe 550D	Ex-Yard	09 Aug 17.33 IST	50,300	59,400	- 800	- 4,000	- 9,000
Indian prices (in INR/MT)								
Ex-Delhi/NCR	12-25mm, IF Route, Fe 500, IS 1786	Ex-Works	14 Aug 13.29 IST	45,600	53,800	- 100	- 1,500	- 5,200
Ex-Jaipur	12-25mm IF route, Fe 500, IS 1786	Ex-Works	14 Aug 13.29 IST	44,200	52,200	- 100	- 1,400	- 6,100
Ex-Mandi Gobindgarh	12-25mm, IF Route, Fe 500, IS 1786	Ex-Works	14 Aug 13.29 IST	46,600	55,000	0	- 2,100	- 5,300
Ex-Muzaffarnagar	12-25mm, IF Route, Fe 500, IS 1786	Ex-Works	14 Aug 13.29 IST	44,700	52,700	- 300	- 1,600	- 5,300
Ex-Durgapur	12-25mm, IF Route, Fe 500D, IS 1786	Ex-Works	14 Aug 17.34 IST	43,100	50,900	0	- 1,200	- 6,600
	12-25mm, IF Route, Fe 500, IS 1786	Ex-Works	14 Aug 17.34 IST	41,000	48,400	- 200	- 1,200	- 6,600
Ex-Rourkela	12-25mm, IF Route, Fe 500, IS 1786	Ex-Works	14 Aug 13.29 IST	41,200	48,600	0	- 800	- 6,600
	12-25mm, IF Route, Fe 500D, IS 1786	Ex-Works	14 Aug 13.29 IST	48,600	57,300	0	+ 300	- 3,700
Ex-Raigarh	12-25mm, IF Route, Fe 500, IS 1786	Ex-Works	14 Aug 17.34 IST	40,600	47,900	0	- 1,400	- 6,800
Ex-Raipur	12-25mm, IF Route, Fe 500, IS 1786	Ex-Works	14 Aug 17.34 IST	41,200	48,600	+ 100	- 1,100	- 6,700
	12-25mm, IF Route, Fe 500D, IS 1786	Ex-Works	14 Aug 13.29 IST	44,200	52,200	- 100	- 1,800	- 6,800
Ex-Ahmedabad	12-25mm, IF Route, Fe 500, IS 1786	FOR	14 Aug 17.34 IST	45,400	53,600	- 200	- 1,800	- 5,600

Ex-Goa	12-25mm, IF Route, Fe 500, IS 1786	Ex-Works	14 Aug 13.29 IST	46,400	54,800	-100	-1,400	-5,800
Ex-Jalna	12-25mm, IF Route, Fe 500, IS 1786	Ex-Works	14 Aug 13.29 IST	44,600	52,600	0	-2,300	-7,600
Ex-Mumbai	12-25mm, IF Route, Fe 500, IS 1786	Ex-Works	14 Aug 13.29 IST	45,100	53,200	0	-1,700	-8,100
Ex-Bangalore	12-25mm, IF Route, Fe 550D, IS 1786	Ex-Works	14 Aug 13.29 IST	50,000	59,000	0	-500	-4,600
	12-25mm, IF Route, Fe 550, IS 1786	Ex-Works	14 Aug 13.29 IST	46,200	54,500	0	-700	-6,000
Ex-Chennai	12-25mm, IF Route, Fe 500, IS 1786	Ex-Works	14 Aug 13.29 IST	47,000	55,500	0	-800	-5,300
Ex-Hyderabad	12-25mm, IF Route, Fe 500, IS 1786	Ex-Works	14 Aug 13.29 IST	43,500	51,300	0	-1,000	-6,500
Ex-Patna	12-25mm IF route, Fe 500, IS 1786	Ex-Works	14 Aug 13.29 IST	42,700	50,400	0	-1,600	-6,900

Structure (Medium & Small Scale Producers) (India)

Region/Zone	Particular	40 ANGLE	Change	1M	75 CHANNEL	Change	1M	200 BEAM	Change	1M
Indian prices (in INR/MT)										
North India	Ghaziabad	-	-	-	-	-	-	49,100	-100	-1,500
East India	Durgapur	44,000	0	-1,500	44,000	0	-1,500	44,750	0	-1,500
Central India	Raipur	-	-	-	44,400	-100	-800	-	-	-
West India	Ahmedabad	46,200	0	-1,200	46,200	0	-1,200	-	-	-
West India	Mumbai	48,500	0	+200	49,300	0	+200	-	-	-
South India	Hyderabad	46,700	-300	-1,300	46,300	-300	-1,300	-	-	-

Indian Structure price assessment frequency has been increased from weekly to daily basis, All prices are basic, Commercial Grade, Basic Price GST @ 18% extra

Wire Rod (India)

Particular	Size/Grade	Raipur	Change	W-O-W	Durgapur	Change	W-O-W
Indian prices (in INR/MT)							
SWRY 14 LC Gr 3, Induction route	5.5 mm	42,300	-200	-300	42,000	-200	-300
HB Wire, Induction route	12 Gauge	45,000	-200	-300	44,500	-200	-300
GI Wire, Induction route	12 Gauge	49,100	-300	-900	52,100	-200	-300
Binding Wire, Induction route	20 Gauge	51,000	-300	-200	51,000	-200	-300
Barbed Wire, Induction route	12*12 Gauge	51,100	-300	-900	55,000	-200	-300

Daily Assessment, Commercial Grade, Basic Price GST @ 18% extra

HRC (India)

Particular/Delivery	Size/Grade	Delivery	As On	Price	Change	1M	3M
Indian prices (in INR/MT)							
Delhi	2.5-8mm / CTL, IS2062, Gr E250 Br.	Ex-stockyard	13 Aug 18.06 IST	50,500	-400	-1,800	-4,100
	1.8mm / CTL, IS2062, Gr E250 Br.	Ex-stockyard	13 Aug 18.06 IST	51,900	-400	-1,850	-3,700
Faridabad	2.5-8mm / CTL, IS2062, Gr E250 Br.	Ex-stockyard	13 Aug 18.06 IST	50,400	-400	-1,850	-3,700
	2.5-8mm / CTL, IS2062, Gr E350 Br.	Ex-stockyard	13 Aug 18.06 IST	53,500	-300	-1,750	-3,575
Ludhiana	2.5-8mm / CTL, IS2062, Gr E250 Br.	Ex-stockyard	13 Aug 18.06 IST	51,000	0	-2,300	-3,350
Kolkata	2.5-8mm / CTL, IS2062, Gr E250 Br.	Ex-stockyard	13 Aug 18.06 IST	49,000	-800	-2,300	-4,175
Ahmedabad	2.5-8mm / CTL, IS2062, Gr E250 Br.	Ex-stockyard	13 Aug 18.06 IST	51,500	-400	-1,800	-3,700
	2.5-8mm / CTL, IS2062, Gr E250 Br.	Ex-stockyard	13 Aug 18.06 IST	50,400	-600	-1,700	-3,800
Mumbai	1.8mm / CTL, IS2062, Gr E250 Br.	Ex-stockyard	13 Aug 18.06 IST	51,900	-600	-1,650	-3,700
	2.5-8mm / CTL, IS2062, Gr E350 Br.	Ex-stockyard	13 Aug 18.06 IST	53,400	-600	-1,750	-3,800
Bangalore	2.5-8mm / CTL, IS2062, Gr E250 Br.	Ex-stockyard	13 Aug 18.06 IST	52,600	-1,400	-2,200	-3,900
Chennai	2.5-8mm / CTL, IS2062, Gr E250 Br.	Ex-stockyard	13 Aug 18.06 IST	50,300	-200	-4,450	-5,850
	1.8mm / CTL, IS2062, Gr E250 Br.	Ex-stockyard	13 Aug 18.06 IST	51,800	-200	-4,450	-5,850
Hyderabad	2.5-8mm / CTL, IS2062, Gr E250 Br.	Ex-stockyard	13 Aug 18.06 IST	51,000	-200	-1,500	-2,250

Weekly Assessment, Commercial Grade, *Basic Price GST @ 18% extra.,

CRC (India)

Particular/Delivery	Size/Grade	Delivery	As On	Price	Change	1M	3M
Indian prices (in INR/MT)							
Delhi	0.90mm / CTL, IS 513, CR1	Ex-stockyard	13 Aug 18.14 IST	57,800	-600	-3,000	-3,100
Faridabad	0.5mm / CTL, IS 513, CR1	Ex-stockyard	13 Aug 18.14 IST	59,900	-200	-1,350	-2,000
	0.90mm / CTL, IS 513, CR1	Ex-stockyard	13 Aug 18.14 IST	58,400	-200	-1,350	-2,010
Ludhiana	0.90mm / CTL, IS 513, CR1	Ex-stockyard	13 Aug 18.14 IST	58,000	-1,000	-1,800	-2,250
Kolkata	0.90mm / CTL, IS 513, CR1	Ex-stockyard	13 Aug 18.14 IST	56,300	+300	-1,200	-2,200
Ahmedabad	0.90mm / CTL, IS 513, CR1	Ex-stockyard	13 Aug 18.14 IST	58,300	-200	-1,650	-3,150

Mumbai	0.5mm / CTL, IS 513, CR1	Ex-stockyard	13 Aug 18.14 IST	58,800	-900	-2,450	-3,550
	0.90mm / CTL, IS 513, CR1	Ex-stockyard	13 Aug 18.14 IST	57,500	-700	-2,250	-3,350
Bangalore	0.9mm / CTL, IS 513, CR1	Ex-stockyard	13 Aug 18.14 IST	60,500	-1,000	-2,500	-3,075
Chennai	0.90mm / CTL, IS 513, CR1	Ex-stockyard	13 Aug 18.14 IST	61,500	-500	-1,700	-1,800
	0.5mm / CTL, IS 513, CR1	Ex-stockyard	13 Aug 18.14 IST	63,000	-500	-1,700	-1,800
Hyderabad	0.90mm / CTL, IS 513, CR1	Ex-stockyard	13 Aug 18.14 IST	59,600	-300	-1,750	-3,150

Weekly Assessment, Commercial Grade, *Basic Price GST @ 18% extra.,

HR Plate (India)

Particular/Delivery	Size/Grade	Delivery	As On	Price	Change	1M	3M
Indian prices (in INR/MT)							
Delhi	60-100mm, Gr E350 Br.	Ex-stockyard	14 Aug 18.18 IST	62,200	-1,000	-2,300	-4,200
	5-10mm, Gr E350 Br.	Ex-stockyard	14 Aug 18.18 IST	54,500	-300	-2,400	-3,700
	20-40mm, Gr E350 Br.	Ex-stockyard	14 Aug 18.18 IST	58,700	-1,100	-2,300	-3,400
	60-100mm, Gr E250 Br.	Ex-stockyard	14 Aug 18.18 IST	58,700	-1,000	-2,300	-4,100
	5-10mm, Gr E250 Br.	Ex-stockyard	14 Aug 18.18 IST	51,000	-300	-2,400	-3,800
	20-40mm, Gr E250 Br.	Ex-stockyard	14 Aug 18.18 IST	55,200	-1,100	-2,200	-3,400
Mumbai	60-100mm, Gr E350 Br.	Ex-stockyard	14 Aug 18.18 IST	62,800	-200	-1,400	-3,000
	5-10mm, Gr E350 Br.	Ex-stockyard	14 Aug 18.18 IST	54,500	-700	-2,600	-4,100
	20-40mm, Gr E350 Br.	Ex-stockyard	14 Aug 18.18 IST	58,700	-300	-1,600	-2,900
	60-100mm, Gr E250 Br.	Ex-stockyard	14 Aug 18.18 IST	59,500	-100	-1,300	-2,700
	5-10mm, Gr E250 Br.	Ex-stockyard	14 Aug 18.18 IST	51,000	-500	-2,600	-4,000
	20-40mm, Gr E250 Br.	Ex-stockyard	14 Aug 18.18 IST	55,300	-400	-1,600	-2,800

Weekly Assessment, Commercial Grade, Basic Price GST @ 18% extra

GP (India)

Indian prices (in INR/MT)							
Delhi	0.7mm / CTL, 120 GSM, IS277	Ex-stockyard	14 Aug 18.32 IST	60,600	-1,500	-3,600	-5,400
	0.6mm / CTL, 120 GSM, IS277	Ex-stockyard	14 Aug 18.32 IST	62,200	-1,300	-3,600	-5,300
Mumbai	0.8mm / CTL, 120 GSM, IS277	Ex-stockyard	14 Aug 18.32 IST	61,200	-1,200	-2,100	-3,700
	0.6mm / CTL, 120 GSM, IS277	Ex-stockyard	14 Aug 18.32 IST	62,700	-1,200	-2,100	-3,700
Chennai	0.8-1.6mm / CTL, 120gsm, IS277	Ex-stockyard	14 Aug 18.32 IST	63,800	-1,000	-3,500	-7,000
	0.6mm / CTL, 120 GSM, IS277	Ex-stockyard	14 Aug 18.32 IST	65,300	-1,000	-3,500	-7,000
Hyderabad	0.8mm / CTL, 120 GSM, IS277	Ex-stockyard	14 Aug 18.32 IST	65,000	-1,500	-1,900	-3,700
	0.6mm / CTL, 120 GSM, IS277	Ex-stockyard	14 Aug 18.32 IST	66,500	-1,500	-1,900	-3,700

PPGI (India)

Particular/Delivery	Size/Grade	Delivery	As On	Price	Change	1M	3M
Indian prices (in INR/MT)							
Delhi	0.5mm / CTL, 90 GSM, IS14246	Ex-stockyard	14 Aug 17.55 IST	70,500	-1,800	-3,100	-4,500
Mumbai	0.5mm / CTL, 90 GSM, IS14246	Ex-stockyard	14 Aug 17.55 IST	70,000	0	-2,600	-4,200

MS Pipes (India)

Indian prices (in INR/MT)							
Exy-Raipur	2.2-6mm, IS 1239,IS 1161 (HR Coil Based)	Ex-Yard	14 Aug 18.10 IST	55,000	0	-2,500	-5,500
Ex-Raipur	41-60 OD (Patra Based)	Ex-works	14 Aug 16.28 IST	41,700	-200	-1,800	-6,400
Ex-Mandi Gobindgarh	41-60 OD (Patra Based)	Ex-works	14 Aug 16.28 IST	44,500	-500	-3,000	-4,700
Exy-Delhi	2.2-6mm, IS 1239,IS 1161 (HR Coil Based)	Ex-Yard	14 Aug 18.10 IST	56,000	0	-2,500	-6,000
Exy-Raipur	2.2-6mm, IS 1239,IS 1161 (HR Coil Based)	Ex-Yard	14 Aug 18.10 IST	55,000	0	-2,500	-5,500
Exy-Mumbai	2.2-6mm, IS 1239,IS 1161 (HR Coil Based)	Ex-Yard	14 Aug 18.10 IST	55,000	0	-2,500	-6,000
Exy-Pune	2.2-6mm, IS 1239,IS 1161 (HR Coil Based)	Ex-Yard	14 Aug 18.10 IST	55,000	0	-2,500	-6,000
Exy-Bangalore	2.2-6mm, IS 1239,IS 1161 (HR Coil Based)	Ex-Yard	14 Aug 18.10 IST	55,500	0	-2,000	-4,500
Exy-Hyderabad	2.2-6mm, IS 1239,IS 1161 (HR Coil Based)	Ex-Yard	14 Aug 18.10 IST	55,500	0	-2,500	-5,500

Billet (Global)

Particular/Delivery	Size/Grade	Delivery	As On	Price	Change	1M	3M
Global prices (in USD/MT)							
FOB India	150*150, 3SP/4SP	-	13 Aug 18.34 IST	\$490	0	NA	NA
FOB Iran	130*130, 3SP	-	13 Aug 18.34 IST	\$470	0	-8	-8
FOB Russia	130*130, 3SP	-	13 Aug 18.34 IST	\$480	-5	-20	-20
CNF Nepal	100*100, IS 2831 (IF Grade)	-	13 Aug 18.32 IST	\$487	+3	-8.5	-65
CNF Philippines	150*150, 3SP	-	13 Aug 18.32 IST	\$480	0	-14	-45
CNF Turkey	120*120	-	13 Aug 18.32 IST	\$495	-5	-20	-25

Weekly Assessment

Rebar (Global)

Particular/Delivery	Size/Grade	Delivery	As On	Price	Change	1M	3M
Global prices (in USD/MT)							
FOB Turkey	12-32mm, Commercial	-	09 Aug 13.11 IST	\$578	0	-2	-7

Wire Rod (Global)

Particular/Delivery	Size/Grade	Delivery	As On	Price	Change	1M	3M
Global prices (in USD/MT)							
CNF Nepal	5.5-6.0mm, Commercial Grade	-	10 Aug 13.24 IST	\$530	-5	-8	-65
	6-8 mm, ASTM A510 SAE 1008	-	10 Aug 13.24 IST	\$585	+10	-5	-35

HRC (Global)

Particular/Delivery	Size/Grade	Delivery	As On	Price	Change	1M	3M
Global prices (in USD/MT)							
CNF Bangladesh	2mm, SAE 1006 (China origin)	-	13 Aug 18.51 IST	\$530	-10	-25	-55
CNF Dubai	2mm, SAE1006 (India origin), SAE1006	-	23 Apr 18.30 IST	\$595	0	NA	NA
CNF Europe	3-4mm, S235JR	-	13 Aug 18.51 IST	\$535	-15	-30	-60
	3mm+, S275	-	30 Jul 18.27 IST	\$650	0	0	NA
CNF India	2-12 mm, SS400 (China Origin)	-	13 Aug 18.51 IST	\$520	-15	-25	-50
	3mm, SS400 (South Korea Origin)	-	16 Jul 18.40 IST	\$570	-30	0	NA
CNF Nepal	2mm, SAE1006 (India origin), SAE1006	-	13 Aug 18.51 IST	\$580	0	-40	-40
CNF Pakistan	2mm, SS400 (China origin), SS400	-	13 Aug 18.51 IST	\$505	-13	-31	-52
	2mm, SS400 (Japan origin), SS400	-	28 May 18.42 IST	\$585	0	NA	NA
CNF UAE	2mm, SAE1006 (China Origin)	-	13 Aug 18.51 IST	\$527	-13	-25	-56
	2 mm, SAE 1006 (Formosa, skin pass)	-	10 Jul 13.11 IST	\$575	0	NA	NA
CNF Vietnam	2-20mm, SAE 1006 (India Origin)	-	09 Apr 18.25 IST	\$567	0	NA	NA
	2-3mm, SAE 1006 (China Origin)	-	06 Aug 18.29 IST	\$510	-10	-15	-55
	Thickness - 2-6 mm, Width - 1.1-1.3m	-	01 Aug 17.51 IST	\$530	-25	NA	NA
FOB Black Sea	3mm, SAE1006	-	13 Aug 18.46 IST	\$515	-15	-30	-47
FOB China	3-12mm, SS400	-	13 Aug 18.46 IST	\$480	-15	-30	-60
FOB India	2.5 mm, SAE1006	-	23 Apr 18.30 IST	\$560	0	NA	NA
FOB Japan	2mm, SS400	-	13 Aug 18.46 IST	\$530	-10	-10	-35
FOB South Korea	1.6-2.5mm, SAE 1006	-	13 Aug 18.46 IST	\$520	-30	-30	NA

CRC (Global)

Particular/Delivery	Size/Grade	Delivery	As On	Price	Change	1M	3M
Global prices (in USD/MT)							
FOB China	0.90mm, SPCC	-	14 Aug 18.03 IST	\$535	-20	-35	-75
FOB India	0.9 mm, IS 513 Gr.O	-	14 Aug 18.03 IST	\$675	0	0	-25
FOB Russia	0.90mm, SPCC	-	14 Aug 18.03 IST	\$607	-13	-30	-48

HR Plate (Global)

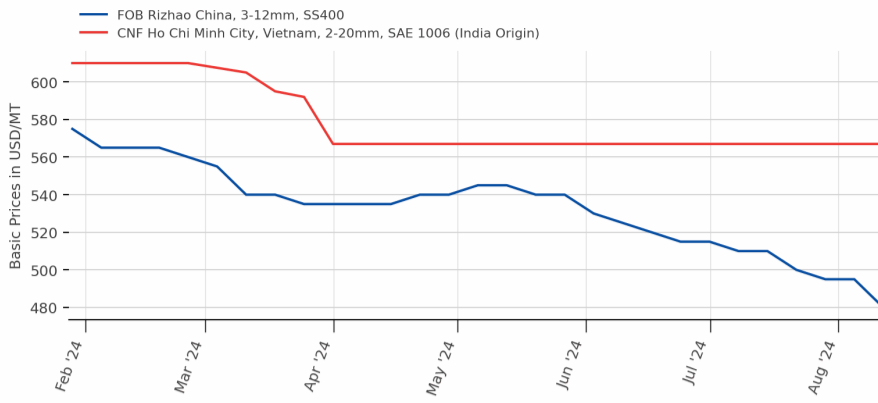
Particular/Delivery	Size/Grade	Delivery	As On	Price	Change	1M	3M
Global prices (in USD/MT)							
FOB China	5-10mm, SS 400	-	14 Aug 18.05 IST	\$500	-25	-30	-55

GP (Global)

Particular/Delivery	Size/Grade	Delivery	As On	Price	Change	1M	3M
Global prices (in USD/MT)							
FOB China	DX51D+z80, Width 1,000-1,500 mm, thickness 0.5-2mm	-	14 Aug 18.08 IST	\$590	-25	-35	-70
FOB India	Width 900-1250mm, thickness 0.50mm, DX51D+z80, BS EN 10142:2000	-	14 Aug 18.08 IST	\$745	0	-25	-35

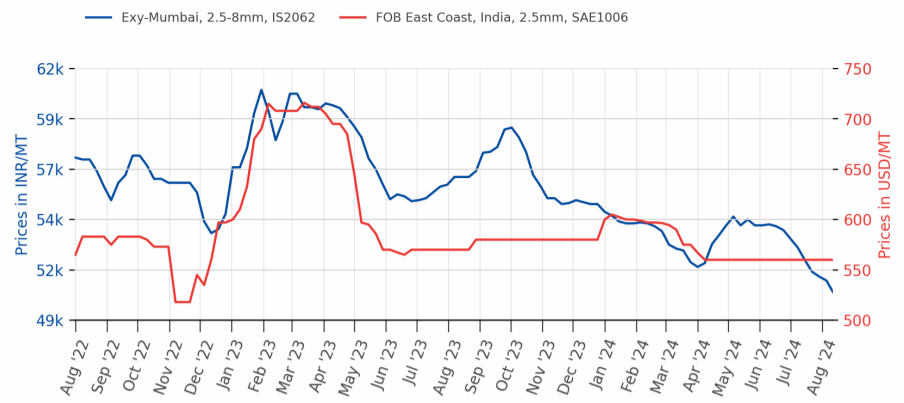
Note:- W-O-W: Week On Week, 1M: Change over last month, 3M: Change over last 3 months

HRC



Source:BigMint

Prices of HRC Exy Mumbai/FOB India



Source:BigMint

Indian and Chinese CRC export offers FOB basis

Source: BigMint

As assessed on 14 Aug'24

Indian CRC export offers to EU remain stable amid low trade

2024-08-14 [READ MORE](#)

China Domestic Billet Price

Source: Bigmint

China: Steel billet prices drop sharply by RMB 70/t (\$10/t) d-o-d

2024-08-14 [READ MORE](#)

Iran Domestic Steel Price

Source: Bigmint

Iran: Billet prices stable, rebar falls on weak market sentiments

2024-08-14 [READ MORE](#)

India: AM/NS crude steel production

Source: Company reports | Compiled and maintained by BigMint

AM/NS India's production, sales drop q-o-q in Q2CY'24

2024-08-14 [READ MORE](#)

China Domestic Billet Price

Source: Bigmint

China: Steel billet prices fall by RMB 30/t (\$4/t) d-o-d

2024-08-13 [READ MORE](#)

SURYA ROSHNI LIMITED

India: Surya Roshni reports marginal increase in revenue for Q1FY'25

2024-08-13 [READ MORE](#)



India: Usha Martin's sales volumes rise 8% y-o-y in Q1FY'25

2024-08-12

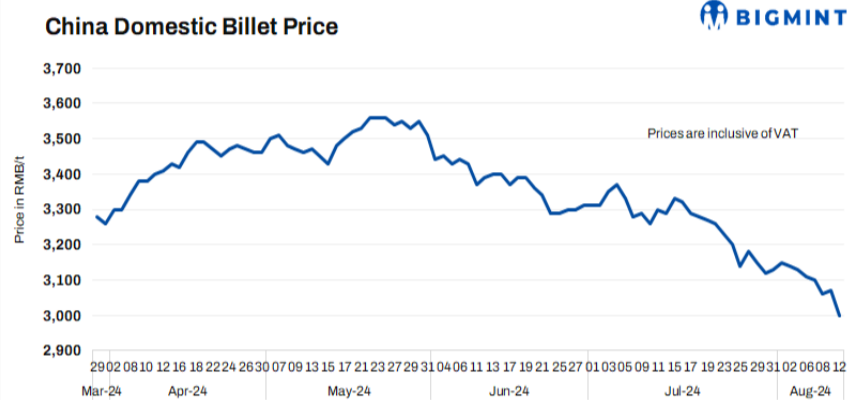
READ MORE



India: MAN Ind consolidated revenue up over 50% y-o-y in Q1FY'25

2024-08-12

READ MORE



China: Steel billet prices drop sharply by RMB 70/t (\$10/t)

2024-08-12

READ MORE



India: Hi-Tech Steel Pipes' revenue rises 35% y-o-y in Q1FY'25

2024-08-12

READ MORE

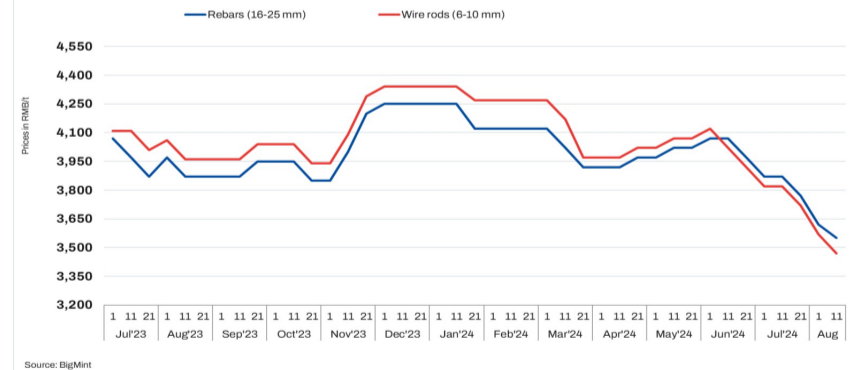


India: JSW Steel's crude steel production rises 13% y-o-y in July'24

2024-08-12

READ MORE

China: Shagang Steel rebar and wire rod prices



China: Shagang Steel cuts long steel prices by up to \$14/t for mid-Aug'24

2024-08-12

READ MORE

Ferro Alloy

Manganese Ore (India)

Particular/Delivery	Size/Grade	Delivery	As On	Price	Change	1M	3M
Indian prices (in INR/MT)							
MOIL	6-80 mm, Lumps, Mn 46%	Ex-Mines	01 Aug 13.27 IST	28,175	-3,131	-3,131	NA
	Lumps, Lumps, Mn 44%, Fe 7%	Ex-Mines	01 Aug 13.27 IST	26,951	-2,995	-2,995	NA
	Lumps, Mn 37%, Fe 7.5%	Ex-Mines	01 Aug 13.27 IST	15,146	-5,601	-5,601	NA
	6-80 mm, Lumps, Mn 30%	Ex-Mines	01 Aug 13.27 IST	7,437	-2,751	-2,751	NA

Weekly Assessment, Prices Ex-Mines Basis Including Royalty

Chrome Ore (India)

Particular/Delivery	Size/Grade	Delivery	As On	Price	Change	1M	3M
Indian prices (in INR/MT)							
Ex-Jajpur (OMC-eAuction)	Friable 54%+	Ex-Mines	20 Jul 12.17 IST	38,287	+200	+200	NA
	Friable 52-54%	Ex-Mines	20 Jul 12.17 IST	32,184	-996	-996	NA
	Friable 50-52%	Ex-Mines	20 Jun 19.26 IST	24,773	-853	0	NA
	Lumps, Friable 48-50%	Ex-Mines	20 Jul 12.17 IST	24,145	-641	-641	NA

OMC E-Auction Prices Including Royalty

Silico Manganese (India)

Particular/Delivery	Size/Grade	Delivery	As On	Price	Change	1M	3M
Indian prices (in INR/MT)							
Ex-Durgapur	10-150 mm, LC (Mn 55% min.)	Ex-Works	14 Aug 18.47 IST	85,000	+1,000	-1,300	-24,500
	10-150 mm, MC (Mn 53% min.)	Ex-Works	14 Aug 18.47 IST	80,000	+1,000	-1,600	-22,000
	10-50 MM, HC 60-14	Ex-Works	14 Aug 18.39 IST	69,000	-200	-280	-14,920
	25-150 mm, HC 60-14	Ex-Works	14 Aug 18.39 IST	68,500	-200	-280	-14,920
Ex-Raipur	25-150 mm, HC 60-14	Ex-Works	14 Aug 18.39 IST	69,300	0	-340	-16,720
Ex-Vizag	25-150 mm, HC 60-14	Ex-Works	14 Aug 18.44 IST	68,600	-100	-520	-16,380

Weekly Assessment; All Prices are basic; GST @ 18% extra

Ferro Manganese (India)

Particular/Delivery	Size/Grade	Delivery	As On	Price	Change	1M	3M
Indian prices (in INR/MT)							
Ex-Durgapur	10-150 mm, MC (Mn 70% min)	Ex-Works	14 Aug 18.48 IST	105,000	-500	-5,600	-15,000
	25-150 mm, HC 70%	Ex-Works	14 Aug 18.32 IST	75,100	-300	-2,660	-15,500
Ex-Raipur	25-150 mm, HC 70%	Ex-Works	14 Aug 18.32 IST	75,500	-100	-2,520	-13,980

Weekly Assessment; All Prices are basic; GST @ 18% extra

Ferro Chrome (India)

Particular/Delivery	Size/Grade	Delivery	As On	Price	Change	1M	3M
Indian prices (in INR/MT)							
Ex-Durgapur	10-60 mm, LC 60%	Ex-Works	14 Aug 18.41 IST	219,000	0	-5,500	-16,000
Ex-Jajpur	10-150mm, HC 60%, Si - 2%	Ex-Works	14 Aug 18.41 IST	108,900	-2,100	-5,300	-5,400
	10-150mm, HC 60%, Si - 4%	Ex-Works	14 Aug 10.21 IST	103,100	-300	-5,600	-3,300

Weekly Assessment; All Prices are basic; GST @ 18% extra

Ferro Silicon (India)

Particular/Delivery	Size/Grade	Delivery	As On	Price	Change	1M	3M
Indian prices (in INR/MT)							
Ex-Guwahati	25-150 mm, FeSi 70%	Ex-Works	12 Aug 18.39 IST	88,400	-400	-3,850	-11,150
Ex-Bhutan	25-150 mm, FeSi 70%	Ex-Works	12 Aug 18.39 IST	89,800	0	-3,400	-8,500

Weekly Assessment; All Prices are basic; GST @ 18% extra

Manganese Ore (Global)

Particular/Delivery	Size/Grade	Delivery	As On	Price	Change	1M	3M
Global prices (in USD/MT)							
CNF China	Lumps, Mn 37% (USD/dmtu)	-	10 Aug 10.47 IST	\$4.15 /dmtu	-0.18	-1.05	-2.1
	Lumps, Mn 44% (USD/dmtu)	-	10 Aug 10.47 IST	\$8.95 /dmtu	-0.05	+0.1	+2.02

CNF India	Lumps, Mn 37%, (South African origin) (USD/dmtu)	-	10 Aug 10.47 IST	\$4.3 /dmtu	-0.15	-1	-2.1
	Lumps, Mn 44% (USD/dmtu)	-	10 Aug 10.47 IST	\$9.1 /dmtu	0	+0.1	+2.05
	Lumps, Mn 46%, (USD/dmtu)	-	10 Aug 10.47 IST	\$9.7 /dmtu	0	+0.1	+2.15

Weekly Assessment

Chrome Ore (Global)

Global prices (in USD/MT)							
CNF China	Conc 40-42%, S. Africa	-	13 Aug 17.33 IST	\$310	0	-10	0
	Conc 46-48%, Turkish	-	13 Aug 17.33 IST	\$425	0	-10	+15

Weekly Assessment

Silico Manganese (Global)

Global prices (in USD/MT)							
FOB India	25-150 mm, HC 60-14	-	14 Aug 18.33 IST	\$828	0	-29.4	-275.6
	25-150 mm, HC 65-16	-	14 Aug 18.33 IST	\$963	0	-33	-244

Weekly Assessment

Ferro Manganese (Global)

Global prices (in USD/MT)							
FOB India	25-150 mm, HC 70%	-	14 Aug 18.36 IST	\$928	-1	-32	-181.6
	25-150 mm, HC 75%	-	14 Aug 18.36 IST	\$1,004	0	-21.4	-199.4

Weekly Assessment

Ferro Chrome (Global)

Global prices (in USD/MT)							
CNF China	10-150mm, HC 60% (cents/lb)	-	14 Aug 10.22 IST	¢95.5 /lb	0	-3	-4
CNF Japan	10-50mm, HC 60% (cents/lb)	-	14 Aug 10.22 IST	¢100 /lb	0	-3	-8
CNF South Korea	10-50mm, HC 60% (cents/lb)	-	14 Aug 10.22 IST	¢99 /lb	0	-3	-3

Weekly Assessment

Ferro Silicon (Global)

Global prices (in USD/MT)							
FOB China	10-50 mm, FeSi 75%	-	12 Aug 18.40 IST	\$1,315	+20	-5	+65
FOB India	10-50 mm, FeSi 70%	-	12 Aug 18.40 IST	\$1,130	0	-85	-160

Weekly Assessment

Non Ferrous

Aluminium (India)

Particular/Delivery	Size/Grade	Delivery	As On	Price	Change	1M	3M
Indian prices (in INR/MT)							
Aluminium Ingot P1020, Exy-Delhi	Ingot EC Grade 99.70%	Ex-Yard	14 Aug 17.12 IST	226,000	+ 2,000	- 15,000	- 35,000
Aluminium Ingot ADC12, Exw-Delhi NCR	Automobile OEM Approved	Exw-Delhi NCR	07 Aug 17.22 IST	219,000	- 2,000	- 2,000	+ 500
	Non-OEM	Ex-Works	14 Aug 17.14 IST	207,000	- 2,000	- 5,000	- 8,000
Aluminium Extrusion Scrap, Exy-Delhi	6063 & 6061 (Mix)	Ex-Yard	14 Aug 17.12 IST	190,000	0	- 3,000	- 5,000
Aluminium Utensil Scrap, Exy-Delhi	Loose	Ex-Yard	14 Aug 17.12 IST	180,000	0	- 4,000	- 12,000
Aluminium Taint Tabor Scrap, Exy-Delhi	Loose	Ex-Yard	14 Aug 17.12 IST	178,500	0	- 4,500	- 11,500
Aluminium Tense Scrap, Exy-Delhi	Solid (Loose)	Ex-Yard	14 Aug 17.12 IST	174,000	0	- 6,000	- 14,000
Aluminium Ingot P1020, Exy-Mumbai	Ingot EC Grade 99.70%	Ex-Yard	14 Aug 17.12 IST	222,000	+ 3,000	- 6,000	- 30,000
Aluminium Extrusion Scrap, Exy-Mumbai	6063 (Loose)	Ex-Yard	14 Aug 17.12 IST	198,000	0	- 4,000	- 3,000
Aluminium Utensil Scrap, Exy-Mumbai	Utensil (Loose)	DAP	14 Aug 17.12 IST	186,000	- 2,000	- 1,000	+ 1,000
Aluminium Ingot ADC12, Exw-Chennai	Automobile OEM Approved	Exw-Chennai	07 Aug 17.22 IST	218,000	- 1,000	- 1,000	NA
	Non-OEM	Ex-Works	14 Aug 17.14 IST	209,000	- 2,000	- 5,500	- 8,000
Aluminium Tense Scrap, Exy-Chennai	Solid (Loose)	Ex-Yard	14 Aug 17.12 IST	175,000	0	- 6,000	- 13,000

Aluminium (Global)

Particular/Delivery	Size/Grade	Delivery	As On	Price	Change	1M	3M
Global prices (in USD/MT)							
Aluminium Extrusion Scrap, CFR Nhava Sheva, Middle East	6063 (Briquetted)	-	13 Aug 17.31 IST	\$2,270	+ 20	- 190	- 270
Aluminium Taint Tabor Scrap, CFR Nhava Sheva, Middle East	Briquetted, Clean	-	13 Aug 17.31 IST	\$2,050	+ 30	- 130	- 180
Aluminium Taint Tabor, CFR Nahva Sheva, UK	Cut and sheared 9-10% attachment	-	13 Aug 17.31 IST	\$1,730	0	- 110	- 150
Aluminium Taint Tabor, CFR Nahva Sheva, US	HRB, Attachment 3%	-	13 Aug 17.31 IST	\$1,870	+ 10	- 110	- 170
Aluminium Talk Scrap, CFR Nhava Sheva, Middle East	Solid (Clean)	-	13 Aug 17.31 IST	\$4,470	+ 10	- 510	- 1,010
Aluminium Talk, CFR Nahva Sheva, US	Solid (Clean)	-	13 Aug 17.31 IST	\$4,690	+ 70	- 500	- 1,080
Aluminium Tense Scrap, CFR Nhava Sheva, Middle East	Attachments 8-9%, Mix	-	13 Aug 17.31 IST	\$1,730	+ 30	- 140	- 190
Aluminium Tense, CFR Nahva Sheva, US	Attachments 6-7%	-	13 Aug 17.31 IST	\$1,780	- 30	- 150	- 180
Aluminium Wheel Scrap, CFR Nahva Sheva, UK	Solid (Loose)	-	13 Aug 17.31 IST	\$2,230	+ 20	- 120	- 250
Aluminium Zorba 95-5, CFR Nhava Sheva, UK	20 mm, Solid (Shredded)	-	13 Aug 17.31 IST	\$1,950	- 10	- 90	- 220
Silicon Metal, CFR Mundra, China	Grade 553 Si- 98.5%	-	13 Aug 17.31 IST	\$1,740	- 20	- 160	- 240

Copper (India)

Particular/Delivery	Size/Grade	Delivery	As On	Price	Change	1M	3M
Indian prices (in INR/MT)							

Copper Secondary CC Wire Rods, Exw-Delhi	8 mm, Cu 99% min	Ex-works	14 Aug 17.21 IST	764,000	- 2,000	- 52,800	- 120,200
Copper Primary CC Wire Rods, Exw-Delhi	8 mm, Cu 99.99%	Ex-works	14 Aug 17.21 IST	800,000	0	- 57,000	- 137,000
Copper Armature Scrap, Exy-Delhi	Cu 99%	Ex-Yard	14 Aug 17.21 IST	725,000	+ 2,000	- 44,200	- 104,400
Copper Primary CC Wire Rods (CCR), Exy-Mumbai	8 mm, Cu 99.99%	Ex-Yard	14 Aug 17.21 IST	809,000	+ 5,000	- 50,600	- 129,750
Copper Armature Scrap, Exy-Mumbai	Cu - 98%	DAP	14 Aug 17.21 IST	767,000	+ 1,000	- 34,600	- 90,000
Brass Honey Scrap, Exy-Mumbai	Cu 63% Zn 33%	DAP	14 Aug 17.21 IST	500,000	- 1,000	- 25,800	- 53,750

Zinc (India)

Particular/Delivery	Size/Grade	Delivery	As On	Price	Change	1M	3M
Indian prices (in INR/MT)							
Zinc Special High Grade Ingot, Exw-Delhi	Ingot, Zn 99.99%	Ex-works	14 Aug 17.14 IST	264,000	0	- 14,200	- 17,300
Zinc Special High Grade Ingot, Exy-Mumbai	Ingot, Zn 99.995%	Ex-Yard	14 Aug 17.14 IST	262,000	+ 1,000	- 14,200	- 13,500

Lead (India)

Particular/Delivery	Size/Grade	Delivery	As On	Price	Change	1M	3M
Indian prices (in INR/MT)							
Lead Remelted Ingot, Exw-Delhi	Ingot, Pb 99%	Ex-works	14 Aug 17.16 IST	185,000	0	- 4,200	- 4,000
Lead Primary Ingot, Exw-Delhi	Ingot, Pb 99.99%	Ex-works	14 Aug 17.16 IST	204,000	- 1,000	- 5,600	- 5,000
Lead Primary Ingot, Exy-Mumbai	Ingot, Pb 99.99%	Ex-Yard	14 Aug 17.16 IST	192,000	0	- 4,000	- 6,500

India: BigMint's billet index falls INR 300/t d-o-d - 14 Aug

14 Aug 2024

BigMint's billet index fell by INR 300/t, reaching INR 38,300/t exw-Raipur on 14 August, 2024.

The index witnessed a decline today, primarily due to limited buying activity in both the semi-finished and finished steel segments. The decrease in market activity, coupled with the upcoming holidays, which led to downward adjustments in spot market offers and enquiries also remained on the lower side.

In Raipur, rebar prices rises slightly by INR 100/t, with 950 tons of trades being recorded, while prices of wire rod declined by INR 200/t d-o-d. Additionally, the price of sponge iron in Raipur decreased by INR 100/t today.

The conversion spread from sponge iron (PDRI) to billets of the standalone furnaces in the region was recorded at INR

13,900/t.

Rationale -

This index has been derived based on transactions, offers, bids and indicative price data sets. Transactions are considered as T1 and given a weightage of 50% whereas other data sets are considered as T2 and given a weightage of the balance 50%.

- **Transactions (T1)** - Two trades at INR 38,300/t were recorded during the 2:30 pm to 5:30 pm BigMint trading window and considered for final price calculation as T1 inputs. The average of these transactions was INR 38,300/t which is given a 50% weightage in the final price calculation.
- **Other price indicators - bids/offers/indicative (T2)** - Seven offers were reported in the trading window and considered as T2 inputs. The average price of these seven was INR 38,340/t and given a 50% weightage in the final price calculation.

The final price of billets exw-Raipur was at INR 38,320/t, rounded off to INR 38,300/t exw.

From BigMint Team - While it would be our earnest endeavour, at BigMint, to bring about transparent and unbiased price index reporting, we would request all our readers and subscribers for their feedback and if they could participate in the reporting of more transactions.

For detailed methodology - [click here](#)

India Domestic Raipur Billet Trade Updates - 14 Aug'24							BIGMINT	
Participant	Industry Type	Trade Type	*Price (INR/t)	Delivery	Time of Deal/Call	Data Set	Outlier	
P1	Seller	Indicative	38,550	FOR	11:38	T2	Yes	
P2	Trader	Offer	38,350	EXW	11:49	T2	Yes	
P3	Trader	Offer	38,400	EXW	11:53	T2	Yes	
P4	Seller	Offer	38,200	EXW	12:48	T2	Yes	
P5	Trader	Indicative	36,450	FOR	12:51	T2	Yes	
P6	Seller	Indicative	38,350	EXW	13:04	T2	Yes	
P7	Seller	Indicative	38,500	EXW	13:09	T2	Yes	
P8	Seller	Indicative	38,300	EXW	13:12	T2	Yes	
P9	Trader	Offer	38,350	EXW	13:17	T2	Yes	
P10	Trader	Indicative	38,400	EXW	15:08	T2	No	
P11	Trader	Indicative	38,300	FOR	15:27	T2	No	
P12	Trader	Offer	38,300	EXW	16:00	T2	No	
P13	Seller	Indicative	38,300	EXW	16:29	T2	No	
P14	Trader	Offer	38,400	EXW	16:33	T2	Yes	
P15	Trader	Offer	38,400	FOR	16:37	T2	No	
P16	Seller	Offer	38,500	EXW	16:49	T2	Yes	
P17	Trader	Trade	38,300	EXW	16:54	T1	No	
P18	Trader	Trade	38,300	EXW	17:19	T1	No	

T1 - Trade, T2 - Offer/Bid/Indicative, *Normalized price as per methodology

India Domestic Billet Price Index EXW Raipur

- Credible & Transparent Prices
- Robust Methodology & Rationale
- IOSCO Compliance
- Independent View of the Market
- Enabling Informed Conversations & Negotiations

Global Prices

Global Prices - Region Wise

























Commodity	Particular	Grade/Size	Price	Change	W-O-W	1M	3M
China							
<i>Export</i>							
Billet	FOB China	125*125, BF Grade	NA	NA	NA	NA	NA
TMT (Re-Bar)	FOB China	Commerical	NA	NA	NA	NA	NA
Wire Rod	FOB China	5.5mm	NA	NA	NA	NA	NA
HRC	FOB China	2.5mm	\$480	-15	-15	-30	-60
CRC	FOB China	0.90 mm	\$535	-20	-20	-35	-75
<i>Import</i>							
Iron Ore	CNF China	Lumps Fe 64/63%, South Africa	\$99	-1	-4	-9	-22
Iron Ore	CNF China	Fines Fe 62%, Australia	\$98	-1	-4	-9	-23
Pellets	CNF China	6-20mm, BF Grade	\$119	-4	-4	-8	-17
Coking Coal	CNF China	Premium HCC, Australia	NA	NA	NA	NA	NA
Mill Scale	CNF China	70/68%	NA	NA	NA	NA	NA
FeCr	CNF China	HC 60%	¢95.5/lb	0	0	-3	-4
Mn Ore	CNF China	Mn 46% Lumps, Australia	NA	NA	NA	NA	NA
Mn Ore	CNF China	Mn 38%, South Africa	NA	NA	NA	NA	NA
CIS Nations							
<i>Export</i>							
Billet	FOB Black Sea	125*125, BF Grade	\$480	-5	-5	-20	-20
Slabs	FOB Black Sea	Commercial	NA	NA	NA	NA	NA
Pig Iron	FOB Black Sea	Steel Grade	\$392	-13	-13	-23	-18
TMT (Re-Bar)	FOB Black Sea	Commercial	NA	NA	NA	NA	NA
HRC	FOB Black Sea	2.5mm	\$515	-15	-15	-30	-47
CRC	FOB Black Sea	0.90mm	\$607	-13	-13	-30	-48
Japan/Korea							
<i>Export</i>							
HRC	FOB Korea	2.5mm	\$520	-30	NA	-30	NA
<i>Import</i>							
FeCr	CNF Japan	HC 60%	¢100/lb	0	0	-3	-8













Note:- W-O-W: Week On Week, 1M: Change over last month, 3M: Change over last 3 months, All prices are weekly assessment, Iron Ore are daily assessment

Commodity	Particular	Grade/Size	Price	Change	W-O-W	1M	3M
India							
<i>Export</i>							
Iron Ore	FOB India	Fines, Fe 58/57%	\$54	-1.5	-4.5	-6	-11
Billet	FOB India	150*150mm	\$490	0	0	NA	NA
Pig Iron	FOB India	Steel Grade	NA	NA	NA	NA	NA
HRC	FOB India	2.5mm	\$560	0	NA	NA	NA
CRC	FOB India	0.9mm	\$675	0	0	0	-25
SiMn	FOB India	60/14%	\$828	0	-9.4	-29.4	-275.6
FeMn	FOB India	HC 75%	\$1,004	0	0	-21.4	-199.4
FeSi	FOB Bhutan	70-75%	\$1,130	0	0	-85	-160
<i>Import</i>							
Iron Ore	CNF India	Lumps Fe 64%, South Africa	NA	NA	NA	NA	NA
Scrap	CNF India	HMS 1&2 ,Middle East	NA	NA	NA	NA	NA
Scrap	CNF India	Shredded, Europe	\$407	-1	-9.2	-8.2	-11.4
Coking Coal	CNF India	Premium HCC, Australia	\$221	-6	-9.4	-32	-36.4
Non-Coking Coal	CNF India	RB2 5500 NAR, South Africa	NA	NA	NA	NA	NA
Met Coke	CNF India	62%, China	NA	NA	NA	NA	NA
Pellets	CNF India	6-20mm, BF Grade	NA	NA	NA	NA	NA
Wire Rod	CNF India	5.5mm, China	NA	NA	NA	NA	NA
HRC	CNF India	2.5mm, China	\$520	-15	-15	-25	-50
HRC	CNF India	2.5mm, Korea	\$570	-30	NA	0	NA
CRC	CNF India	0.90mm, China	\$555	-20	-20	-35	-75
HR Plate	CNF India	A 36	NA	NA	NA	NA	NA
Mn Ore	CNF India	Mn 38%, South Africa	NA	NA	NA	NA	NA
Europe & US							
<i>Export</i>							
Pig Iron	FOB Brazil	Steel Grade	\$442	0	0	-3	-8
<i>Import</i>							
Scrap	CFR Turkey	HMS (80:20), US	\$374	-1	-10.4	-16.8	-5.6
HRC	CIF Europe	2.5mm	NA	NA	NA	NA	NA
Middle East & Africa							
<i>Export</i>							
Iron Ore	FoB South Africa	Lumps, Fe 64/63%	NA	NA	NA	NA	NA
Non Coking Coal	FoB South Africa	RB2 5500 NAR	NA	NA	NA	NA	NA
<i>Import</i>							
Billet	CNF Dubai	125*125, China	NA	NA	NA	NA	NA
HRC	CNF Dubai	2.5mm, China	\$527	-13	-13	-25	-56

Note:- W-O-W: Week On Week, 1M: Change over last month, 3M: Change over last 3 months, All prices are weekly assessment, Iron Ore are daily assessment

LIVE TENDERS

COMPANY	TYPE	GRADE	QUANTITY	EXPIRY DATE	LOCATION	VIEW
Aluminium						
Yantra India Limited	Buy	Primary Aluminum Ingot	70 MT	17 Aug, 2024	 Nagpur, Maharashtra, India	VIEW
Bauxite						
OMC	Sell	Gibbsitic Bauxite	300,000 MT	22 Aug, 2024	 Bhubaneswar, Odisha, India	VIEW
Billet/Ingot/Slab						
RINL	Sell	Bloom	1,358 MT	19 Aug, 2024	 Vishakhapatnam, Andhra Pradesh, India	VIEW
RINL	Sell	Bloom	503 MT	16 Aug, 2024	 Vishakhapatnam, Andhra Pradesh, India	VIEW
RINL	Sell	Billet	250 MT	16 Aug, 2024	 Vishakhapatnam, Andhra Pradesh, India	VIEW
Coking						
RINL	Sell	Coke Dust & Sludge	4,536 MT	21 Aug, 2024	 Vishakhapatnam, Andhra Pradesh, India	VIEW
Ferro Chrome						
SAIL	Buy	Ferro Chrome	800 MT	20 Aug, 2024	 Bhilai, Chattisgarh, India	VIEW
SAIL	Buy	Ferro Chrome-High Carbon	350 MT	21 Aug, 2024	 Durgapur, West Bengal, India	VIEW
Ferro Manganese						
Arcelor Mittal	Buy	Ferro Manganese-Medium Carbon	500 MT	16 Aug, 2024	 Hazira, Gujarat, India	VIEW
Arcelor Mittal	Buy	Ferro Manganese Low Carbon	500 MT	16 Aug, 2024	 Hazira, Gujarat, India	VIEW
NMDC	Buy	Ferro Manganese-High Carbon	6,626 MT	22 Aug, 2024	 Jagdalpur, Chattisgarh, India	VIEW
Fines/Lumps						
Karnataka State Minerals Corporation Limited	Sell	Iron Ore Fines	204,000 MT	17 Aug, 2024	 Bellary, Karnataka, India	VIEW
NMDC	Sell	Iron Ore Fines & Lumps	64,500 MT	16 Aug, 2024	 Dantewada, Chattisgarh, India	VIEW
NMDC	Sell	Iron Ore-B ROM Fe:65.5%	43,000 MT	16 Aug, 2024	 Dantewada, Chattisgarh, India	VIEW
NMDC	Sell	Iron Ore Lumps Fe:65.5%	6,000 MT	16 Aug, 2024	 Bachel, Chattisgarh, India	VIEW
SAIL	Sell	Iron Ore Fines Fe:59.50%	38,000 MT	17 Aug, 2024	 Sundargarh, Odisha, India	VIEW
KIOCL	Buy	Fe:63.50% Iron Ore Fines	200,000 MT	03 Sep, 2024	 Bangalore, Karnataka, India	VIEW
Director of Mines & Geology	Services	Iron Ore Blocks	3 Nos	04 Oct, 2024	 Goa, Goa, India	VIEW
Melting Scrap						
HPCLMittalEnergyLimited	Sell	Melting Scrap	1,000 MT	20 Aug, 2024	 Bathinda, Punjab, India	VIEW
BelriseIndustriesLimited	Sell	Melting Scrap	200 MT	16 Aug, 2024	 Halol, Gujarat, India	VIEW
NALCO	Sell	Melting Scrap	300 MT	23 Aug, 2024	 Koraput, Odisha, India	VIEW
SAIL	Sell	TMT Bar	630 MT	22 Aug, 2024	 Bhilai, Chattisgarh, India	VIEW
RINL	Sell	Melting Scrap	1,350 MT	17 Aug, 2024	 Vishakhapatnam, Andhra Pradesh, India	VIEW
RINL	Sell	Melting Scrap	2,200 MT	17 Aug, 2024	 Visakhapatnam, Andhra Pradesh, India	VIEW

COMPANY	TYPE	GRADE	QUANTITY	EXPIRY DATE	LOCATION	VIEW
NMDC	Sell	Melting Scrap	1,258 MT	28 Aug, 2024	 Jagdalpur, Chattisgarh, India	VIEW
Non Coking						
Minas de Benga Lda	Services	Non Coking Coal	1 Nos	16 Sep, 2024	 Maputo, Mozambique	VIEW
ODISHA COAL AND POWER LIMITED	Sell	Non Coking Coal G14	3,000,000 MT	23 Aug, 2024	 Sundargarh, Odisha, India	VIEW
Pig Iron						
NALCO	Buy	Pig Iron	1,600 MT	24 Aug, 2024	 Bhubaneswar, Odisha, India	VIEW
SAIL	Sell	Pig Iron	2,000 MT	16 Aug, 2024	 Rourkela, Odisha, India	VIEW
NMDC	Sell	Pig Iron	35,000 MT	20 Aug, 2024	 Jagdalpur, Chattisgarh, India	VIEW
Pooled Iron						
RINL	Sell	Pooled Iron	500 MT	17 Aug, 2024	 Visakhapatnam, Andhra Pradesh, India	VIEW
Silico Manganese						
RINL	Buy	Silico Manganese	10,000 MT	16 Aug, 2024	 Visakhapatnam, Andhra Pradesh, India	VIEW
SAIL	Buy	Silico Manganese & Ferro Manganese	67,375 MT	19 Aug, 2024	 Durgapur, West Bengal, India	VIEW
Stainless Steel						
BHEL	Buy	Stainless Steel Plates	148 MT	20 Aug, 2024	 Haridwar, Uttarakhand, India	VIEW
Used Plants And Machines						
AssamIndustrialDevelopmentCorporationLimited	Sell	Used Plant & Machines	1 Nos	20 Sep, 2024	 Guwahati, Assam, India	VIEW
TATA Steel	Sell	Used Plant & Machines	1 Nos	20 Aug, 2024	 Jamshedpur, Jharkhand, India	VIEW

[View All](#)



Formerly SteelMint / CoalMint

Contact:

info@bigmint.co

+91 97700 56666

Disclaimer: BigMint has taken due care and caution in compilation of content. Information is just for reference not intended for trading purpose or to address your particular requirement. The content includes facts, views and opinions are of individuals and not that of the BigMint management. We and our content licensors do not guarantee or warrant the accuracy, completeness or timeliness of, or otherwise endorse these views, and opinions. BigMint and its affiliates, or their employees, directors or agents shall not be liable or responsible for any loss or costs or any action whatsoever arising out of use or relying on the spot prices disseminated.