



BIGMINT

Formerly SteelMint / CoalMint

Issue 1264,

Daily Steel Report

HIGHLIGHTS

17 Aug 2024, Sat

[Intel & Insights](#)

[Snap Shot - Global Prices \(USD/MT\)](#)

[Snap Shot - Indian Domestic Prices \(INR/MT\)](#)

[Iron Ore](#)

[Coal](#)

[Scrap & Metallics](#)

[Steel](#)

[Ferro Alloy](#)

[Non Ferrous](#)

[India Domestic Billet Index](#)

[Global Prices - Region Wise](#)

[Live Tenders](#)

INDIA

Iron Ore

India: PELLEX falls marginally in recent deals	READ MORE >
India: NMDC's iron ore production drops in Q1FY'25, FY'25 guidance remains unchanged	READ MORE >
India: Pellet prices fall by INR 100/t in Karnataka on sluggish demand	READ MORE >
India: Jindal SAW cuts pellet offers by INR 400/t (\$5/t)	READ MORE >
India: KIOCL invites tender for supply of 200,000 t of iron ore fines	READ MORE >
India: Vedanta set to auction 20,000 t of iron ore lumps from Karnataka	READ MORE >
India: OMDC to auction over 10,000 t of iron ore from Odisha	READ MORE >

Coal

India: Portside South African coal prices remain range-bound; expected to decline	READ MORE >
---	--------------------------------

Scrap & Metallics

South Asia: Imported ferrous scrap offers slide on dull demand across markets	READ MORE >
India: BigMint's ferrous scrap index remains stable for third consecutive day	READ MORE >
India: Sponge iron prices exhibit mixed trends amid moderate trade d-o-d - 16 Aug	READ MORE >
India: 2,000 t pig iron sold at SAIL-RSP auction	READ MORE >
BigMint's Daily Trade Sheet - 14 Aug'24	READ MORE >

Steel

India: Govt begins anti-dumping probe into hot-rolled flat steel imports from Vietnam	READ MORE >
Indian DRI, billet and rebar update - 16 Aug	READ MORE >
India: BigMint's billet index remains stable d-o-d - 16 Aug	READ MORE >
India: Govt begins anti-dumping investigation on hot rolled flat steel products from Vietnam	READ MORE >
India's Brand-wise Rebar Offers from BF and IF route mills -16 Aug	READ MORE >
India: BF-rebar prices drop by INR 400/t (\$5/t) amid weak demand	READ MORE >

Ferro Alloy

India: Ferro chrome prices range-bound as market awaits OMC's auction outcome	READ MORE >
India: AM/NS issues 200 t LC ferro chrome purchase tender	READ MORE >
Indian ferro vanadium prices remain stable w-o-w in recent deals	READ MORE >
Indian manganese alloy export fall 3% y-o-y in H1CY24, further declines likely	READ MORE >

Non Ferrous

India: Copper rods, scrap prices rise w-o-w as LME rebounds from 4-month lows	READ MORE >
India: Balco raises aluminium ingot prices by INR 4,000/t (\$48/t)	READ MORE >
LME Base metals prices remain positive, stocks witness mixed movement	READ MORE >
India: Hindalco raises aluminium ingot prices by INR 3,500/t (\$42/t)	READ MORE >

Stainless Steel

India's stainless steel scrap prices maintain stability w-o-w	READ MORE >
Jindal Stainless commissions nickel pig iron smelter in Indonesia ahead of schedule	READ MORE >

Ship Breaking

India: Melting scrap prices rise INR 100/t d-o-d in Alang	READ MORE >
---	--------------------------------

CHINA

- [China: Iron ore spot prices drop sharply amid weak downstream demand](#) [READ MORE >](#)
- [China: Shagang Steel further reduces scrap procurement prices by \\$11/t](#) [READ MORE >](#)
- [China: Steel billet prices fall by RMB 40/t \(\\$6/t\)](#) [READ MORE >](#)
- [China's crude steel production declines over 9% y-o-y in Jul'24 amid weak domestic demand](#) [READ MORE >](#)
- [Taiwan: CSC decreases steel products prices for Sept'24 sales](#) [READ MORE >](#)
- [Chinese BF mills suffer heavy losses on steel sales in July'24](#) [READ MORE >](#)
- [China's rebar prices fall to multi-year lows](#) [READ MORE >](#)

SOUTH EAST ASIA

- [Indonesian thermal coal portside prices drop amid subdued demand](#) [READ MORE >](#)
- [SE Asia: Imported billet prices remain range-bound w-o-w](#) [READ MORE >](#)
- [Vietnam: Formosa Ha Tinh lowers HRC offers for Sep-Oct'24 sales](#) [READ MORE >](#)

FAR EAST ASIA

- [Japan: H2 scrap export offers drop further by JPY 500/t \(\\$3/t\) w-o-w on weak demand](#) [READ MORE >](#)
- [Taiwan's finished flat stainless steel exports dip in Jul'24, shipments to S. Korea drop 14%](#) [READ MORE >](#)
- [Japan: Nippon Steel cuts 300 series stainless steel prices amid nickel decline, maintains 400 series rates](#) [READ MORE >](#)

MEA (MIDDLE EAST AFRICA)

- [UAE: Ferrous scrap index gains \\$3/t w-o-w; export market remains moderately active](#) [READ MORE >](#)
- [Iranian mill concludes 25,000 t billet export tender](#) [READ MORE >](#)

CIS NATIONS

- [Turkish imported ferrous scrap prices reach 2024 low amid surge in Asian billet imports](#) [READ MORE >](#)

AMERICAS

- [USA: Aluminium exports fall by 10% m-o-m in Jun'24](#) [READ MORE >](#)

Turkish imported ferrous scrap prices reach 2024 low amid surge in Asian billet imports

Aug 16, 2024 20:39

Turkish imported ferrous scrap index sharply dropped by \$10/t w-o-w. Turkish steel producers have largely remained inactive in the deep-sea scrap import market due to weak finished steel sales and the availability of low-cost billets

from Asia, particularly China. Although Turkish steelmakers re-entered the deep-sea scrap market last week for September and early October shipments, demand was limited, hampered by competition from cheaper Asian billet imports.

Continued

SNAP SHOT - GLOBAL PRICES (USD/MT)

Commodity	Particular	Size,Grade	As on	Price	Change	1M	3M
Iron Ore Fines ¹	China Imports	Fines, Fe 62%	16 Aug 11.15 IST	\$93	-5	-12	-27
Iron Ore ¹	Indian Imports	Lumps, Fe 64%	14 Aug 12.54 IST	\$110	-3	-11	-19
Pellets (Brazil) ²	China Imports	6-20 mm, Fe 65%	14 Aug 12.55 IST	\$119	-4	-8	-17
Pellets (India) ²	China Imports	6-20 mm, Fe 63%	16 Aug 18.20 IST	\$100	-4	-10	-24
Coking ²	Australia Exports	Premium HCC	16 Aug 12.08 IST	\$205	-1	-31	-33.8
Non Coking ²	India Imports	RB2 , S.Africa	16 Aug 13.15 IST	\$111	0	+1.8	-0.2
Graphite Electrode ²	China Exports	600mm, UHP	08 Aug 18.10 IST	16,050 RMB/t	0	-100	-1,800
Scrap ²	India Imports	Shredded	16 Aug 18.44 IST	\$403	-4	-12.2	-15.4
Scrap ²	Turkey Imports	HMS 80:20	16 Aug 18.44 IST	\$371	-3	-19.8	-8.6
Scrap ²	Pakistan Imports	Shredded	16 Aug 18.44 IST	\$403	-7	-26.33	-14.6
Scrap ²	Bangladesh Imports	Shredded	16 Aug 18.44 IST	\$416	-4	-9.75	-5.6
Scrap (Ship Breaking) ²	India Imports	Containers	13 Aug 11.14 IST	\$510	-20	-20	-40
Billet ²	India Exports	150*150, 3SP/4SP	16 Aug 18.30 IST	\$490	0	NA	NA
Billet ²	Russia Exports	130*130, 3SP	16 Aug 18.30 IST	\$480	0	-20	-20
Billet ²	Iran Exports	130*130, 3SP	16 Aug 18.30 IST	\$472	+2	-6	-6
Billet ²	Philippines Import	150*150, 3SP	16 Aug 18.29 IST	\$480	0	-14	-45
Sponge Iron ²	India Exports	-	-	-	-	-	-
Pig Iron ²	Russia Exports	Steel Grade	10 Aug 10.52 IST	\$392	-13	-23	-18
HRC ²	China Exports	3-12mm, SS400	13 Aug 18.46 IST	\$480	-15	-30	-60
Wire Rod ²	Nepal Import	5.5-6.0mm, Commercial Grade	10 Aug 13.24 IST	\$530	-5	-8	-65
HRC ²	India Exports	2.5 mm, SAE1006	23 Apr 18.30 IST	\$560	0	-15	-40
HRC ²	South Korea Exports	1.6-2.5mm, SAE 1006	13 Aug 18.46 IST	\$520	-30	-30	NA
HRC (China) ²	Vietnam Imports	2-3mm, SAE 1006	06 Aug 18.29 IST	\$510	-10	-20	-55
HRC (China) ²	Dubai Imports	2-3mm, SAE 1006	06 Aug 18.29 IST	\$510	-10	-20	-55
CRC ²	India Exports	0.9 mm, IS 513 Gr.O	14 Aug 18.03 IST	\$675	0	0	-25
CRC ²	China Exports	0.90mm, SPCC	14 Aug 18.03 IST	\$535	-20	-35	-75
HR Plate ²	China Exports	5-10mm, SS 400	14 Aug 18.05 IST	\$500	-25	-30	-55
GP ²	China Exports	DX51D+z80, Width 1,000-1,500 mm, thickness 0.5-2mm	14 Aug 18.08 IST	\$590	-25	-35	-70
Silico Manganese ²	India Exports	25-150 mm, HC 65-16	16 Aug 18.42 IST	\$963	0	-33	-244
Ferro Chrome ²	China Import	10-150mm, HC 60%	14 Aug 10.22 IST	¢95.5 /lb	0	-3	-4
Manganese Ore ²	India Imports	Lumps, Mn 37%,	10 Aug 10.47 IST	\$4.3 /dmtu	-0.15	-1	-2.1
Ferro Manganese ²	India Exports	25-150 mm, HC 75%	16 Aug 18.45 IST	\$1,000	-4	-25.4	-203.4
Ferro Silicon ²	Bhutan Exports	10-50 mm, FeSi 70%	12 Aug 18.40 IST	\$1,130	0	-85	-160

1-Daily Assessment, 2-Weekly Assessment, 3-Monthly Assessment, W-O-W:Week On Week, 1M: Change over last month, 3M: Change over last 3 months

India: BF-rebar prices drop by INR 400/t (\$5/t) amid weak demand

Aug 16, 2024 17:36

IF-rebar prices range-bound w-o-w Raw material prices drop w-o-w Trade-level blast furnace (BF) rebar prices fell w-o-w due to weak buying interest across markets, marking the tenth consecutive week of declining prices. Currently, rebar prices

(12-32mm, Fe500D, and Fe550D) in the trade segment have decreased by INR 400/t (\$5/t) to INR 49,900/t (\$594/t) ex-works Mumbai, excluding 18% GST. In the projects segment, prices are currently ranging between INR 48,000 and INR 49,000/t (\$57

Continued

SNAP SHOT - INDIAN DOMESTIC PRICES (INR/MT)

Commodity	Particular	Size,Grade	As on	Price	Change	1M	3M
Fines/lumps ²	Iron Ore Index	5-18 mm, Fe 63%, DR Grade	10 Aug 14.06 IST	5,800	-150	-550	-1,200
Fines/lumps ²	Iron Ore Index	0-10 mm, Fe 63%	10 Aug 14.08 IST	4,650	-50	-100	-750
Iron Ore ³	NMDC	6-40 mm, Fe 65.5%	07 Aug 11.13 IST	5,350	NA	NA	-1,100
Iron Ore ³	NMDC	0-10 mm, Fe 64%	07 Aug 11.05 IST	4,610	NA	NA	-1,000
Pellets ²	Raipur	6-20 mm, Fe 63%,	16 Aug 18.42 IST	9,100	0	-150	-1,600
Pellets ²	Bellary	6-20 mm, Fe 63%	16 Aug 18.42 IST	9,500	-100	-300	-1,050
Met Coke ²	Ex-India (East)	25-90 mm, Blast Furnace-grade	14 Aug 17.16 IST	34,800	0	0	-700
Graphite Electrode ³	Ex-India	600mm, UHP	24 Jun 19.11 IST	325,000	0	0	0
Mill Scale ²	FoR-Kandla	Fines, Fe 70/68%	14 Aug 15.53 IST	6,650	-100	-75	-850
Hms ¹	Ex-Mumbai	HMS	16 Aug 17.27 IST	33,000	0	-300	-3,500
Hms ¹	Ex-Alang	HMS	16 Aug 17.27 IST	33,500	+100	-1,700	-5,100
Pig Iron ¹	Ex-Durgapur	Steel Grade	16 Aug 17.47 IST	36,800	0	-1,000	-5,000
Pig Iron ¹	Ex-Ludhiana, Foundary	Foundry Grade	16 Aug 13.17 IST	44,000	0	+1,000	-2,200
Sponge Pellet ¹	Ex-Raipur	Lumps, FeM 80%, +/-1	16 Aug 17.20 IST	24,400	0	-1,050	-4,500
Billet ¹	Ex-Mumbai	100x100mm, IS 2831	16 Aug 17.51 IST	40,900	-100	-200	-5,900
Billet ¹	Ex-Raipur	100x100mm, IS 2831	16 Aug 17.51 IST	38,300	0	-600	-6,100
TMT (Re-Bar) Secondary mills ¹	Ex-Mumbai	12-25mm, IF Route, Fe 500, IS 1786	16 Aug 13.26 IST	45,100	0	-1,400	-8,000
TMT (Re-Bar) Secondary mills ¹	Ex-Delhi/NCR	12-25mm, IF Route, Fe 500, IS 1786	16 Aug 13.26 IST	45,500	-100	-1,000	-5,200
TMT (Re-Bar) ²	Ex-Mumbai	12-32mm, BF Route, IS 1786 Fe 500D	16 Aug 17.32 IST	49,900	-400	-2,400	-8,500
Structure ¹	Ex-Mumbai	40x40 Angle, IF Route, IS 2062/2011 E-250 Gr A	16 Aug 10.21 IST	48,500	0	+200	-5,400
Wire Rod ¹	Ex-Raipur	5.5 mm, SWRY 14 LC Gr 3, Induction route	16 Aug 17.29 IST	42,300	0	-800	-5,800
HRC ²	Ex-Delhi	2.5-8mm / CTL, IS2062, Gr E250 Br.	16 Aug 18.12 IST	50,400	-100	-1,900	-4,200
HRC ²	Ex-Mumbai	2.5-8mm / CTL, IS2062, Gr E250 Br.	16 Aug 18.12 IST	50,300	-100	-1,800	-3,900
CRC ²	Ex-Delhi	0.90mm / CTL, IS 513, CR1	16 Aug 18.19 IST	58,000	+200	-2,800	-2,900
CRC ²	Ex-Mumbai	0.90mm / CTL, IS 513, CR1	16 Aug 18.19 IST	57,400	-100	-2,350	-3,450
HR Plate ²	Ex-Mumbai	5-10mm, Gr E250 Br.	14 Aug 18.18 IST	51,000	-500	-2,600	-4,000
GP ²	Ex-Mumbai	0.8mm / CTL, 120 GSM, IS277	14 Aug 18.32 IST	61,200	-1,200	-2,100	-3,700
Silico Manganese ²	Ex-Raipur	25-150 mm, HC 60-14	16 Aug 18.50 IST	68,900	-400	-740	-17,120
Ferro Manganese ²	Ex-Raipur	25-150 mm, HC 70%	16 Aug 18.41 IST	75,000	-500	-3,020	-14,480
Ferro Chrome ²	Ex-Jajpur	10-150mm, HC 60%, Si- 4%	16 Aug 18.34 IST	103,100	0	-5,600	-3,300
Manganese Ore ²	Ex Balaghat, MOIL	Lumps, Mn 37%, Fe 7.5%	01 Aug 13.27 IST	15,146	-5,601	-5,601	NA
Chrome Ore ²	Ex-Odisha OMC, E-auction	Lumps, Friable 48-50%	20 Jul 12.17 IST	24,145	-641	-641	NA

*Basic Price GST @ 18% extra

1-Daily Assessment, 2-Weekly Assessment, 3-Monthly Assessment, W-O-W: Week On Week, 1M: Change over last month, 3M: Change over last 3 months

Iron Ore

Iron Ore (India)

Particular/Delivery	Size/Grade	Delivery	As On	Price	Change	1M	3M
Indian prices (in INR/MT)							
Odisha Iron Ore Index	5-18 mm, Fe 63%, DR Grade	Ex-mines	10 Aug 14.06 IST	5,800	-150	-250	-1,600
	10-30mm, Fe 63%, BF Grade	Ex-mines	10 Aug 14.06 IST	5,050	0	-150	-1,700
	0-10 mm, Fe 63%	Ex-mines	10 Aug 14.08 IST	4,650	-50	+150	-1,250
	0-10mm, Fe 60%	Ex-mines	10 Aug 14.06 IST	3,850	-100	+50	-1,150
	0-5mm, Fe 57%	Ex-mines	14 Aug 17.32 IST	2,650	-50	-100	-950
	5-18 mm, Lumps, Fe 60%	Ex-mines	10 Aug 14.06 IST	5,100	0	-100	-1,500
	10-30 mm, lumps, Fe 60%	Ex-mines	10 Aug 14.06 IST	4,600	0	-100	-1,350
	0-10mm, Fe 62%	Ex-mines	10 Aug 14.06 IST	4,450	-50	+150	-950
OMC Gandhamardan	0-5 mm, Fe 62-60%	Ex-Mines	20 Jul 12.41 IST	4,250	+200	+200	-300
	10-40 mm, Fe 62%	Ex-Mines	20 Jul 12.41 IST	4,700	-250	-250	-1,300
OMC Daitari	0-5 mm, Fe 62-64%	Ex-Mines	20 Jul 18.53 IST	4,800	-950	-950	-500
	10-40 mm, Fe 62%	Ex-Mines	20 Jul 12.41 IST	5,060	-700	-700	-940
OMC Kurmitar (Koira)	0-5 mm, Fe 62-60%	Ex-Mines	20 Jul 12.41 IST	4,100	0	0	-500
	10-40 mm, Fe 62%	Ex-Mines	20 Jul 12.41 IST	5,000	-550	-550	-1,200
OMC Guali	5-18 mm, Fe 62%	Ex-mines	20 Jul 12.41 IST	5,255	-350	-350	-795
	Fines -5 mm, Fe 60-62%	Ex-mines	20 Jul 12.41 IST	4,400	-150	-150	-700
OMC Jilling	5-18 mm, Fe 62%	Ex-mines	20 Jul 12.41 IST	5,850	-300	-300	-1,850
	Fines -5 mm, Fe 60-62%	Ex-mines	20 Jul 12.41 IST	4,500	-150	-150	-850
NMDC, Chhattisgarh	10-150 mm, Fe 65.5%	F.O.R Siding	07 Aug 11.05 IST	5,320	NA	NA	-1,130
	6-40 mm, Fe 65.5%	F.O.R Siding	07 Aug 11.13 IST	5,350	NA	NA	-1,100
	0-10 mm, Fe 64%	F.O.R Siding	07 Aug 11.05 IST	4,610	NA	NA	-1,000
	10-40 mm, Fe 67%, DR CLO	F.O.R Siding	07 Aug 11.05 IST	6,420	NA	NA	-1,100
Chandrapur, Maharashtra	0-10mm, Fe 63%	FoR Ballarshah	16 Aug 16.34 IST	6,100	0	0	0
Ex-Bellary	0-10 mm, Fe 62%	Ex-Mines	14 Aug 16.58 IST	4,500	0	-650	-1,200
	0-10 mm, Fe 57%	Ex-Mines	14 Aug 16.58 IST	2,700	0	-450	-600
Karnataka e-auction	Lumps 10-20mm, Fe 63%	Ex-Mines	31 Jul 13.59 IST	4,300	-400	-400	-550
	Fines 0-5 mm, Fe 60%	Ex-Mines	31 Jul 13.59 IST	3,200	-500	-500	-500

Pellets (India)

Indian prices (in INR/MT)							
Ex-Barbil	6-20 mm, Fe 63%, (+/- 0.5%)	FOR Siding	16 Aug 18.42 IST	7,100	-100	-400	-1,850
Ex-Durgapur	6-20 mm, Fe 63%, (+/- 0.5%)	Ex-Works	16 Aug 18.42 IST	7,850	-50	-550	-2,050
Ex-Jamshedpur	6-20 mm, Fe 63%	Ex-Works	06 Aug 18.55 IST	8,050	-50	-100	-1,350
Ex-Jharsugda	6-20 mm, Fe 63%, (+/- 0.5%)	Ex-Works	16 Aug 18.42 IST	7,800	0	-200	-1,800
Ex-Raipur	6-20 mm, Fe 63%, (+/- 0.5%)	Ex-Works	16 Aug 18.42 IST	9,100	0	-150	-1,600
Ex-Kandla	6-20 mm, Fe 64/63%	DAP	16 Aug 18.42 IST	9,900	-400	-1,100	-2,300
Ex-Bellary	6-20 mm, Fe 63%	Ex-Works	16 Aug 18.42 IST	9,500	-100	-300	-1,050

Weekly Assessment, GST @ 5% extra., Barbil and Kandla - Prices Loaded to Wagons

Concentrates (India)

Indian prices (in INR/MT)							
Ex-Jabalpur	-45 micron, Fe 63%	Ex-works	14 Aug 16.42 IST	4,000	0	-200	-700

Iron Ore (Global)

Global prices (in USD/MT)							
CNF China	Fines, Fe 61.5% (Australia Origin)	-	16 Aug 11.15 IST	\$91	-5	-12	-27
CNF China	Fines, Fe 62% (Australia Origin)	-	16 Aug 11.15 IST	\$93	-5	-12	-27
CNF China	Fines, Fe 62.5% (Brazil Origin)	-	16 Aug 12.46 IST	\$95	-6	-13	-27
CNF China	Fines, Fines 63/62% (India origin)	-	16 Aug 12.46 IST	\$88	-3	-7	-17
CNF China	Lumps, Fe 64/63% (South Africa Origin)	-	16 Aug 12.46 IST	\$94	-5	-12	-26
CNF China	Lumps, USD/dmtu	-	16 Aug 11.15 IST	\$0.169	-0.001	-0.031	+0.038

CNF China	Fines, Fe 55% (India Origin)	-	14 Aug 17.11 IST	\$61.5	-1.5	-5	-16
CNF China	Fines, Fe 56% (India Origin)	-	14 Aug 17.11 IST	\$64.5	-1.5	-5	-16
CNF China	Fines, Fe 57% (India origin)	-	14 Aug 17.11 IST	\$67.5	-1.5	-5	-16
CNF India	Lumps, Fe 64% (South Africa origin)	-	14 Aug 12.54 IST	\$110	-3	-11	-19
FOB India	Fines, Fe 57% (India origin)	-	14 Aug 17.05 IST	\$54	-1.5	-4.5	-14.5

Prices on DMT basis (Daily Assessment) , India- Single Port Loading , FOB prices including demurrage , June to November: Moisture@ 10% , December to May: Moisture@ 8% , Or, actual moisture as per cargo certificate submitted by shipper to be adjusted

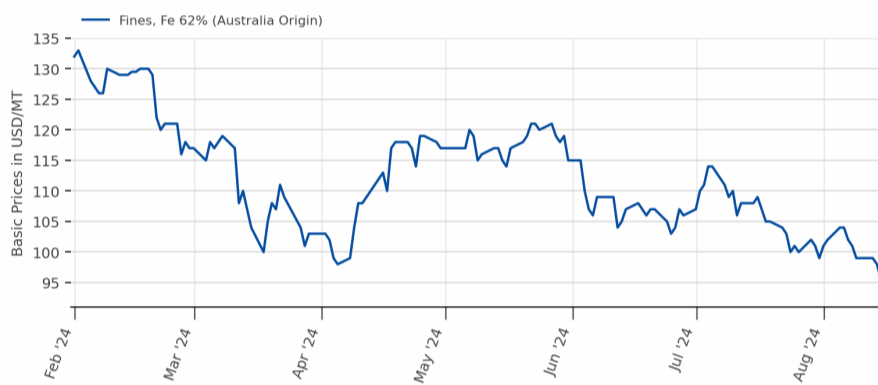
Pellets (Global)

Global prices (in USD/MT)

CNF China	6-20 mm, Fe 63% (India Origin)	-	16 Aug 18.20 IST	\$100	-4	-10	-24
	6-20 mm, Fe 65% (Brazil Origin)	-	14 Aug 12.55 IST	\$119	-4	-8	-17
FOB India	6-20 mm, Fe 63%	-	16 Aug 18.21 IST	\$87	-3.5	-10	-22
CNF China	5-20mm, Fe 63%	-	16 Aug 11.44 IST	\$7.5	+0.4	+0.5	+3.7
	6-20mm	-	16 Aug 11.44 IST	\$17	+0.4	+0.7	+5.45

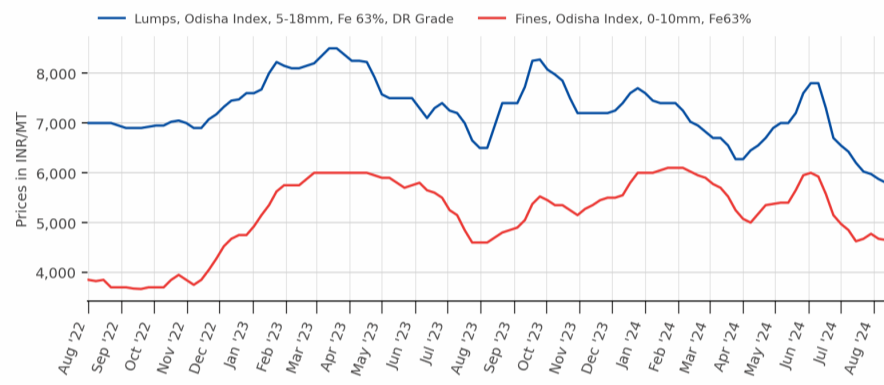
Note:- W-O-W: Week On Week, 1M: Change over last month, 3M: Change over last 3 months

Iron Ore Fines, CNF Rizhao China



Source:BigMint

Odisha Iron Ore Price Index (Lumps & Fines)



Source:BigMint

BigMint pellet index

Quantity sold (t) | Average Monthly Price (INR/t)

PELLEX - INR 8,950 (50) DAP Raipur, Fe 63%, 16 Aug '24

Source: BigMint | Pellet trade volumes recorded by BigMint

India: PELLEX falls marginally in recent deals

2024-08-16

[READ MORE](#)

NMDC Iron Ore Production

Production in mmt

FY'25 | FY'24 | FY'23 | FY'22

Source: BigMint

India: NMDC's iron ore production drops in Q1FY'25, FY'25 guidance remains unchanged

2024-08-16

[READ MORE](#)

Bellary Pellet Prices v/s Traded Volumes

Booked quantity in t | Pellet prices (INR/t)

Source: BigMint

India: Pellet prices fall by INR 100/t in Karnataka on sluggish demand

2024-08-16

[READ MORE](#)

Kandla Pellet Prices

Prices in INR/t

Source: BigMint

India: Jindal SAW cuts pellet offers by INR 400/t (\$5/t)

2024-08-16

[READ MORE](#)

Fe 62% Australian iron ore fines

Prices in \$/t CFR China

Iron ore fines Fe 62% \$92.75/dmt (5.5) CFR China 15 Aug '24

Source: BigMint

China: Iron ore spot prices drop sharply amid weak downstream demand

2024-08-16

[READ MORE](#)

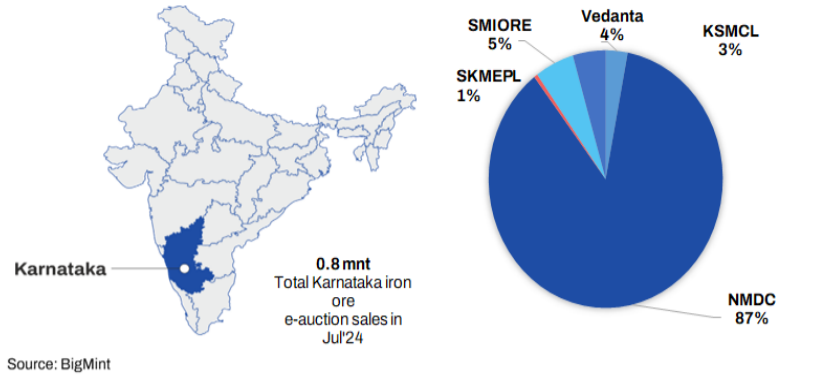
KIOCL Limited
KUDREMUKH

India: KIOCL invites tender for supply of 200,000 t of iron ore fines

2024-08-16

[READ MORE](#)

Karnataka miner-wise iron ore e-auction sales in Jul'24



India: Vedanta set to auction 20,000 t of iron ore lumps from Karnataka

2024-08-16

READ MORE



India: OMDC to auction over 10,000 t of iron ore from Odisha

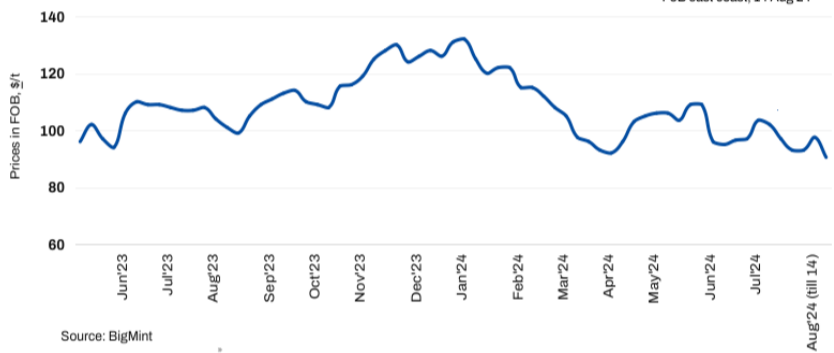
2024-08-16

READ MORE

BigMint pellet export index price



Indian Pellet Export- \$90.5/t (7), 63% Fe @ 3.5% Al, FoB east coast, 14 Aug'24

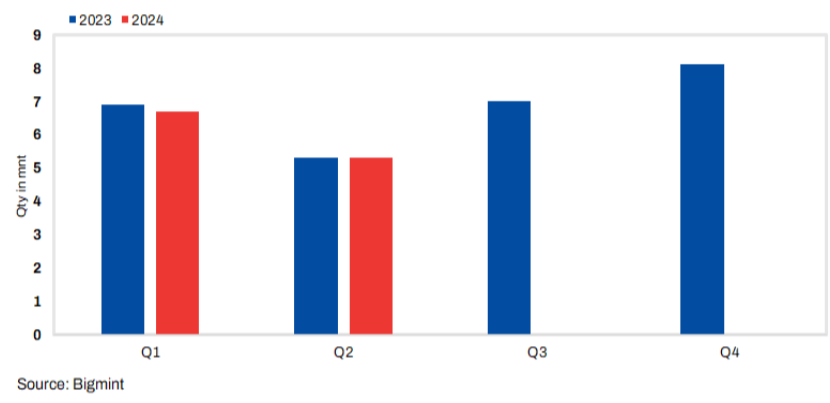


India: BigMint's pellet export index sharply falls by \$7/t w-o-w amid absence of trades

2024-08-14

READ MORE

LKAB iron ore production

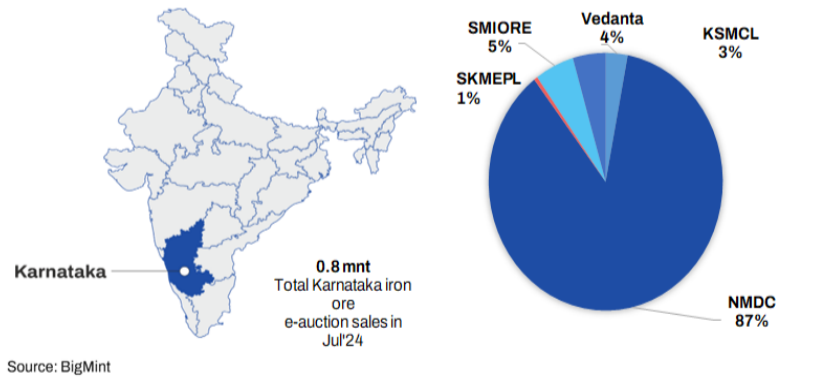


Sweden: LKAB's pellet output remains stable y-o-y in Q2CY'24

2024-08-14

READ MORE

Karnataka miner-wise iron ore e-auction sales in Jul'24

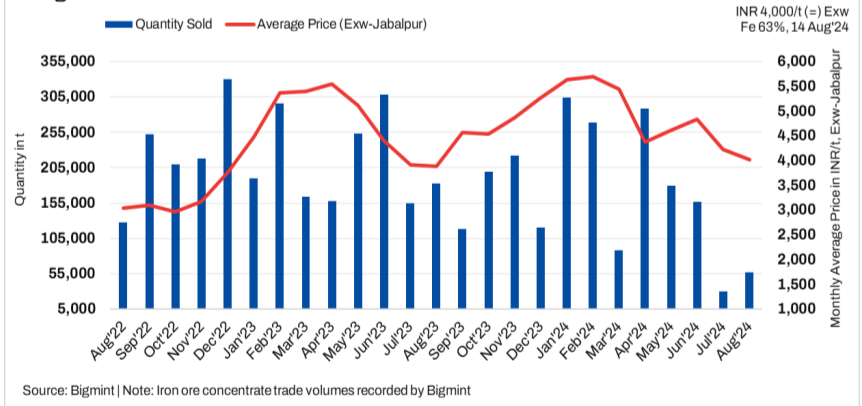


India: Vedanta's iron ore auction from Karnataka elicits active response

2024-08-14

READ MORE

BigMint Iron Ore Concentrate Index



India: Iron ore concentrate prices continue to remain under pressure on sluggish sentiments

2024-08-14

READ MORE

Coal

Non Coking (India)

Particular/Delivery	Size/Grade	Delivery	As On	Price	Change	1M	3M
Indian prices (in INR/MT)							
Ex-Gangavaram	RB2 (5500 NAR), S.Africa	Ex-Port	16 Aug 16.41 IST	9,650	0	0	- 300
	RB3 (4800 NAR), South Africa	Ex-Port	16 Aug 16.41 IST	7,750	0	0	- 550

Met Coke (India)

Particular/Delivery	Size/Grade	Delivery	As On	Price	Change	1M	3M
Indian prices (in INR/MT)							
Ex-Jajpur	25-90 mm, Blast Furnace-grade	Ex-Yard	14 Aug 17.16 IST	34,800	0	0	- 700
Ex-Gandhidham	25-90 mm, Blast Furnace-grade	Ex-Yard	14 Aug 17.16 IST	32,700	0	- 200	- 800

Coking (Global)

Particular/Delivery	Size/Grade	Delivery	As On	Price	Change	1M	3M
Global prices (in USD/MT)							
CNF India	0-40mm, HCC 64 Mid Vol, Australia	-	16 Aug 12.03 IST	\$202	- 2	- 22.2	- 21.4
	0-40mm, Premium HCC, Australia	-	16 Aug 12.03 IST	\$221	0	- 32	- 36.4
	Low Vol PCI, Australia	-	16 Aug 12.03 IST	\$192	- 1	- 23	+ 10.2
FOB Australia	0-40mm, Low Vol PCI	-	16 Aug 12.08 IST	\$177	- 1	- 21	+ 13.6
	HCC 64 Mid Vol	-	16 Aug 12.08 IST	\$187	- 2	- 21.2	- 18
	Premium HCC	-	16 Aug 12.08 IST	\$205	- 1	- 31	- 33.8

Non Coking (Global)

Particular/Delivery	Size/Grade	Delivery	As On	Price	Change	1M	3M
Global prices (in USD/MT)							
CNF India	RB1 (6000 NAR), S.Africa	-	16 Aug 13.15 IST	\$128	0	+ 5.8	+ 4
	RB2 (5500 NAR), S.Africa	-	16 Aug 13.15 IST	\$111	0	+ 1.8	- 0.2
	RB3 (4800 NAR), S.Africa	-	16 Aug 13.15 IST	\$92	0	+ 2.8	- 6.2
FOB South Africa	RB1 (6000 NAR)	-	16 Aug 13.17 IST	\$111	0	+ 5.8	+ 5
	RB2 (5500 NAR)	-	16 Aug 13.17 IST	\$94	0	+ 1.8	+ 0.8
	RB3 (4800 NAR)	-	16 Aug 13.17 IST	\$75	0	+ 2.8	- 5.2

Met Coke (Global)

Particular/Delivery	Size/Grade	Delivery	As On	Price	Change	1M	3M
Global prices (in USD/MT)							
FOB China	25-90mm, 64% CSR	-	14 Aug 17.49 IST	\$258	- 8	- 21	- 44
CNF India	25-90mm, 64% CSR, China	-	14 Aug 17.50 IST	\$273	- 6	- 22	- 44
	64% CSR, Japan origin	-	14 Aug 17.50 IST	\$358	0	- 2	- 7

Note:- W-O-W: Week On Week, 1M: Change over last month, 3M: Change over last 3 months

Scrap & Metallic

Sponge (India)

Region	Particular	Sponge Iron (C-DRI)				Pellet Sponge (P-DRI)			
		Price	Change	W-O-W	1M	Price	Change	W-O-W	1M
Indian prices (in INR/MT) As on 16 Aug 2024									
North India	Mandi Gobindgarh	29,800	0	0	-400	-	-	-	-
East India	Durgapur	27,000	-100	+300	-100	25,050	0	+350	+50
East India	Rourkela	26,000	+150	+350	0	-	-	-	-
Central India	Raigarh	25,700	-100	+50	-1,050	23,700	-100	+50	-1,050
Central India	Raipur	28,650	+100	+250	-1,100	24,400	0	+200	-1,050
South India	Bellary	27,000	0	+200	-350	25,900	-100	+250	-100
Eastern India	Ramgarh	26,650	-50	+150	-750	24,650	0	+150	-650
East India	Jharsugda	-	-	-	-	23,300	+100	+100	-800
South India	Hyderabad	-	-	-	-	26,500	-100	+200	-300

All prices are basic, GST extra.

Pig Iron (India)

Particular/Delivery	Size/Grade	Delivery	As On	Price	Change	1M	3M
Indian prices (in INR/MT)							
DAP-Ludhiana	Steel Grade	DAP	16 Aug 17.47 IST	40,000	0	-200	-3,000
Ex-Bokaro	Steel Grade	Ex-Plant,Bokaro	01 Aug 18.06 IST	35,900	-1,450	-1,450	-1,450
Ex-Burnpur	Steel Grade	Ex-Plant,Burnpur	31 May 16.00 IST	40,500	-2,500	0	-2,500
Ex-Durgapur	Steel Grade	Ex-Works	16 Aug 17.47 IST	36,800	0	-1,000	-5,000
		Ex-Plant,Durgapur	24 Jul 11.53 IST	36,700	-300	-300	-6,550
Ex-Rourkela	Steel Grade	Ex-Plant,Rourkela	16 Aug 15.36 IST	35,200	+100	-3,000	-7,300
Ex-Bhilai	Steel Grade	Ex-Plant,Bhilai	20 Jun 17.45 IST	38,000	-4,100	0	-4,100
DAP-Raigarh	Steel Grade	DAP	16 Aug 17.47 IST	36,150	0	-2,200	-5,450
DAP-Raipur	Steel Grade	DAP	16 Aug 17.47 IST	36,500	-50	-1,700	-5,500
DAP-Hyderabad	Steel Grade	DAP	16 Aug 13.24 IST	38,200	0	+200	-3,800
DAP-Delhi	Foundry Grade	DAP	16 Aug 13.17 IST	44,000	0	+1,000	-3,200
DAP-Ludhiana	Foundry Grade	DAP	16 Aug 13.17 IST	44,000	0	+1,000	-2,200
Ex-Durgapur	Foundry Grade	Ex-Works	16 Aug 13.17 IST	42,500	0	-1,000	-4,000
Ex-Kharagpur	Foundry Grade	Ex-Works	16 Aug 13.17 IST	42,500	0	-1,000	-4,000
DAP-Ahmedabad	Foundry Grade	DAP	16 Aug 13.17 IST	45,500	0	-300	-1,500
DAP-Kolhapur	Foundry Grade	DAP	16 Aug 13.17 IST	45,800	0	-200	-1,200

Indian pig iron price assessment frequency has been increased from weekly to daily basis.

Re - Rolling Scrap (India)

Indian prices (in INR/MT)							
Ex-Alang	Attachment, Ship Breaking	Ex-Yard	16 Aug 10.29 IST	34,500	+100	-1,700	-5,100
	HMS(80:20), Ship Breaking	Ex-Yard	16 Aug 10.29 IST	33,500	+100	-1,700	-5,100
	19-22mm(12 ANE), Ship Breaking	Ex-Yard	16 Aug 11.12 IST	41,100	+100	-1,500	-3,800
	15-18mm(10 ANE), Ship Breaking	Ex-Yard	16 Aug 11.12 IST	41,100	+100	-1,400	-3,700
	1 Inch, Ship Breaking	Ex-Yard	16 Aug 11.12 IST	41,100	+100	-1,500	-3,900
	12-14mm(8 ANE), Ship Breaking	Ex-Yard	16 Aug 11.12 IST	40,600	+100	-1,300	-3,700
	5-10 KG, Ship Breaking	Ex-Yard	16 Aug 11.12 IST	39,600	+100	-1,300	-3,800
	9-11mm(6 ANE), Ship Breaking	Ex-Yard	16 Aug 11.12 IST	39,100	+100	-1,300	-3,700
	2-5 KG, Ship Breaking	Ex-Yard	16 Aug 11.12 IST	38,600	+100	-1,300	-3,700
	6-8mm(4 ANE), Ship Breaking	Ex-Yard	16 Aug 11.12 IST	38,100	+100	-1,300	-3,700
	1-2 KG, Ship Breaking	Ex-Yard	16 Aug 10.29 IST	34,700	+100	-1,700	-5,100

Melting Scrap (India)

Particular/Delivery	Size/Grade	Delivery	As On	Price	Change	1M	3M
Indian prices (in INR/MT)							
Ex-Ludhiana	CR Busheling (Loose)	DAP	16 Aug 17.27 IST	37,900	-100	-1,000	-4,000
	Turning Boring Scrap	DAP	16 Aug 17.27 IST	34,200	+100	-1,300	-4,600
	End Cutting	DAP	16 Aug 17.27 IST	36,800	-100	-1,100	-4,200
	CI Scrap, Mixed Size	DAP	16 Aug 17.27 IST	38,800	-100	-100	-1,400
Ex-Mandi	HMS(80:20)	DAP	16 Aug 17.27 IST	34,500	0	-1,300	-3,700
	LMS (Light Melting Scrap)	DAP	16 Aug 17.27 IST	32,300	0	-1,300	-4,000
	CR Busheling (Loose)	DAP	16 Aug 17.27 IST	38,200	-100	-1,100	-4,000
	End Cutting	DAP	16 Aug 17.27 IST	37,100	0	-1,200	-4,000
Ex-Durgapur	HMS(80:20)	DAP	16 Aug 17.27 IST	34,200	-200	-350	-3,950
Ex-Raipur	HMS(80:20)	DAP	16 Aug 17.27 IST	34,000	0	-1,200	-4,050
	End Cutting	DAP	16 Aug 17.27 IST	36,000	0	-1,200	-4,050
Ex-Ahmedabad	CR Busheling (Bundle)	DAP	16 Aug 17.27 IST	37,800	-200	-700	-2,700
	HMS(80:20)	DAP	16 Aug 17.27 IST	32,800	-200	-1,200	-4,700
Ex-Alang	HMS(80:20)	Ex-Yard	16 Aug 17.27 IST	33,500	+100	-1,700	-5,100
Ex-Jalna	CR Busheling (Loose)	DAP	16 Aug 17.27 IST	35,800	+100	-200	-4,300
	HMS(80:20)	DAP	16 Aug 17.27 IST	32,700	+100	-300	-4,400
Ex-Mumbai	HMS(80:20)	DAP	16 Aug 17.27 IST	33,000	0	-300	-3,500
Ex-Chennai	HMS(80:20)	DAP	16 Aug 17.27 IST	31,900	-100	+100	-3,700
	CR Busheling (Bundle)	DAP	16 Aug 17.27 IST	35,900	-100	-400	-2,700
	Turning Boring Scrap	DAP	16 Aug 17.27 IST	30,900	-100	+100	-3,700
	HMS(90:10)	DAP	16 Aug 17.27 IST	34,300	-100	-300	-2,700
Ex-Coimbatore	CI Scrap, Mixed Size	DAP	16 Aug 17.27 IST	37,600	0	-200	-200
Ex-Hyderabad	HMS(80:20)	DAP	16 Aug 17.27 IST	30,000	0	-500	-3,500
	HMS(90:10)	DAP	16 Aug 17.27 IST	31,500	0	-500	-3,500
Ex-Bhilai	9-13 Meters, 60 KG	Ex-works	25 Jul 14.36 IST	40,800	-3,620	-350	-700

Mill Scale (India)

Indian prices (in INR/MT)							
Ex Plant, Raipur	Fines, Fe 70/68%	EXW	14 Aug 15.53 IST	6,950	0	+150	-75
Ex-Kandla	Fines, Fe 70/68%	DAP	14 Aug 15.53 IST	6,650	-100	-75	-850

Sponge Iron (Global)

Particular/Delivery	Size/Grade	Delivery	As On	Price	Change	1M	3M
Global prices (in USD/MT)							
CNF Bangladesh	FeM 80% (+/-1), 100% lumps	-	16 Aug 17.15 IST	\$363	-15	-2	-45
CNF Nepal	Mix (70% lumps, 30% fines), FeM 80% (+/-1)	-	16 Aug 17.15 IST	\$343	-21	-12	-67

Melting Scrap (Global)

Global prices (in USD/MT)							
FOB Europe	HMS 80:20 (Bulk)	-	14 Aug 18.52 IST	\$345	-15	-13	-7
FOB USA	HMS 80:20	-	16 Aug 17.26 IST	\$347	+1	-14.6	-9.2
	Shredded	-	16 Aug 17.26 IST	\$367	+1	-14.6	-9.2
CNF Bangladesh	H2 (Bulk, Japan origin)	-	14 Aug 18.45 IST	\$405	+1	NA	+5
	HMS 80:20 (Bulk, US Origin)	-	14 Aug 18.45 IST	\$403	-5	NA	+1
	HMS 80:20 (Containers, Europe Origin)	-	16 Aug 18.44 IST	\$400	0	-5	-5.2
	Shredded (Containers, UK Origin)	-	16 Aug 18.44 IST	\$416	-4	-9.75	-5.6
CNF China	H2	-	16 Aug 11.41 IST	\$333	0	+8	-28.4
	HMS 80:20 (Bulk)	-	16 Aug 11.41 IST	\$357	+1	+8.8	+5.8
	Shredded	-	16 Aug 11.41 IST	\$410	0	0	+3
CNF India	HMS 80:20 (Europe Origin, Containers)	-	16 Aug 18.44 IST	\$376	-4	-13	-25.4
	HMS 80:20 (West Africa Origin, Containers)	-	16 Aug 18.44 IST	\$374	-3	-14.6	-25.6
	HMS 80:20 (West Africa Origin, Containers)	-	16 Aug 18.44 IST	\$379	-3	-12.4	-24.8
	Shredded (Europe Origin, Containers)	-	16 Aug 18.44 IST	\$403	-4	-12.2	-15.4
	Shredded (US Origin, Containers)	-	16 Aug 18.44 IST	\$398	-6	-12.8	-16.2
CNF Pakistan	Shredded (Containers, Europe Origin)	-	16 Aug 18.44 IST	\$403	-7	-26.33	-14.6
CNF Taiwan	HMS 80:20 (US Origin, Containers)	-	14 Aug 11.13 IST	\$345	-3	-2	-3
CNF Thailand	HMS 70:30	-	29 Jan 17.41 IST	\$352	+2	NA	NA
CNF Turkey	HMS 80:20 (Bulk, US Origin)	-	16 Aug 18.44 IST	\$371	-3	-19.8	-8.6

CNF Vietnam	H2, (Bulk, Japan origin)	-	12 Aug 18.47 IST	\$366	-5	+1	-9
	HMS 80:20 (Bulk, US Origin)	-	12 Aug 18.47 IST	\$375	-7	-8	-10

Pig Iron (Global)

Particular/Delivery	Size/Grade	Delivery	As On	Price	Change	1M	3M
Global prices (in USD/MT)							
FOB Black Sea	Steel Grade	-	10 Aug 10.52 IST	\$392	-13	-23	-18
FOB Brazil	Steel Grade	-	10 Aug 10.52 IST	\$442	0	-3	-8
CNF Italy	Steel Grade	-	10 Aug 10.50 IST	\$439	-10	-19	-19

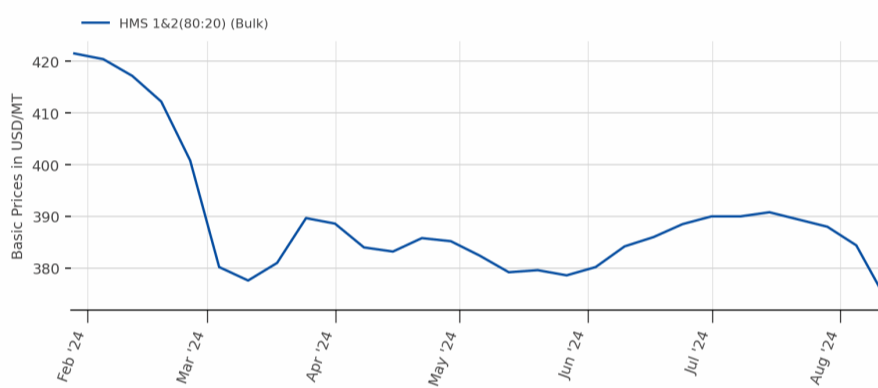
Weekly Assessment,, *Tender Prices in export

Ship Breaking (Global)

Global prices (in USD/MT)							
CNF Bangladesh	Containers	-	13 Aug 11.14 IST	\$520	0	-20	-40
	Tanker	-	13 Aug 11.14 IST	\$510	0	-20	-30
CNF India	Containers	-	13 Aug 11.14 IST	\$510	-20	-20	-40
	Tanker	-	13 Aug 11.14 IST	\$500	-20	-20	-30
CNF Pakistan	Containers	-	13 Aug 11.14 IST	\$530	-10	+10	0
	Tanker	-	13 Aug 11.14 IST	\$520	-10	+10	0
CNF Turkey	Containers	-	13 Aug 11.14 IST	\$365	-15	-15	-15
	Tanker	-	13 Aug 11.14 IST	\$355	-15	-15	-15

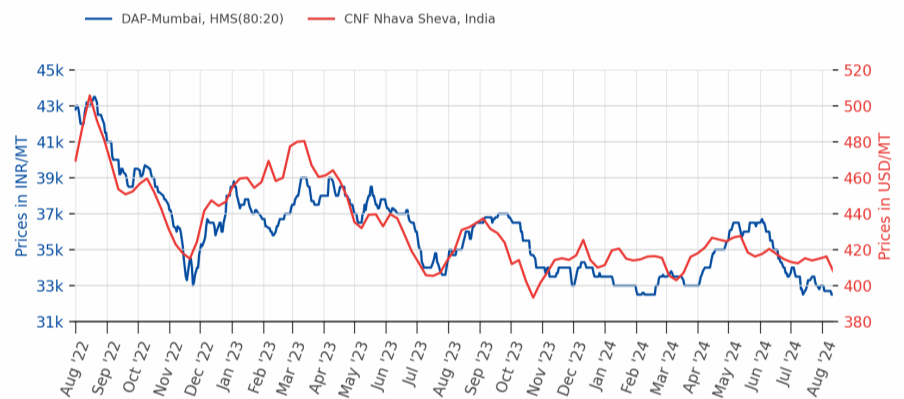
Note:- W-O-W: Week On Week, 1M: Change over last month, 3M: Change over last 3 months

Melting Scrap, CNF Turkey



Source:BigMint

Melting Scrap DAP Mumbai/CNF India



Source:BigMint

Scrap & Metallic News

Turkiye: Imported ferrous scrap vs Rebar price trend

Source: BigMint

Turkish imported ferrous scrap prices reach 2024 low amid surge in Asian billet imports

2024-08-16

[READ MORE](#)

UAE: Domestic scrap index- processed HMS(80:20) price trend

Source: BigMint

UAE: Ferrous scrap index gains \$3/t w-o-w; export market remains moderately active

2024-08-16

[READ MORE](#)

South Asia: Imported shredded scrap offers from UK/Europe

Source: BigMint

South Asia: Imported ferrous scrap offers slide on dull demand across markets

2024-08-16

[READ MORE](#)

India: Melting scrap index DAP-Mandi Gobingarh (End Cutting vs Billet)

Source: BigMint

India: BigMint's ferrous scrap index remains stable for third consecutive day

2024-08-16

[READ MORE](#)

India Sponge iron price & trade volume

Source: BigMint Research

India: Sponge iron prices exhibit mixed trends amid moderate trade d-o-d - 16 Aug

2024-08-16

[READ MORE](#)

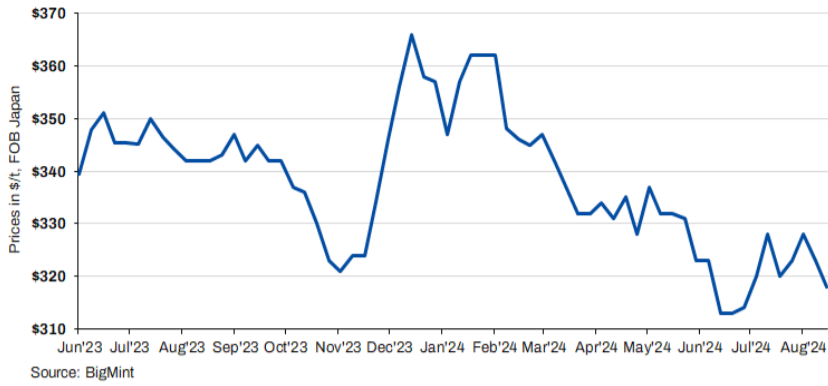
India: Daily Trade Sheet for steel & related commodities

BigMint's Daily Trade Sheet - 14 Aug'24

2024-08-16

[READ MORE](#)

Japanese H2 scrap export offers

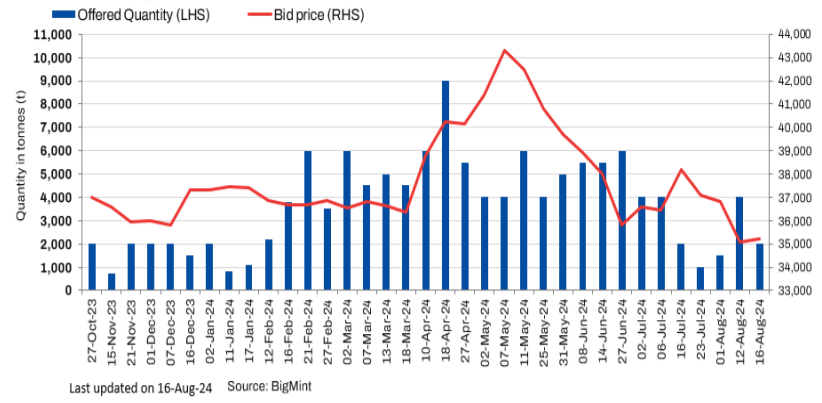


Japan: H2 scrap export offers drop further by JPY 500/t (\$3/t) w-o-w on weak demand

2024-08-16

[READ MORE](#)

SAIL RSP pig iron auction summary

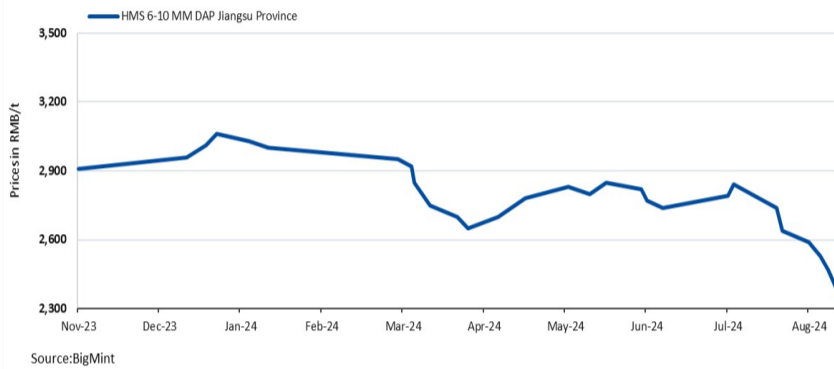


India: 2,000 t pig iron sold at SAIL-RSP auction

2024-08-16

[READ MORE](#)

China: Shagang Steel scrap purchase price trend

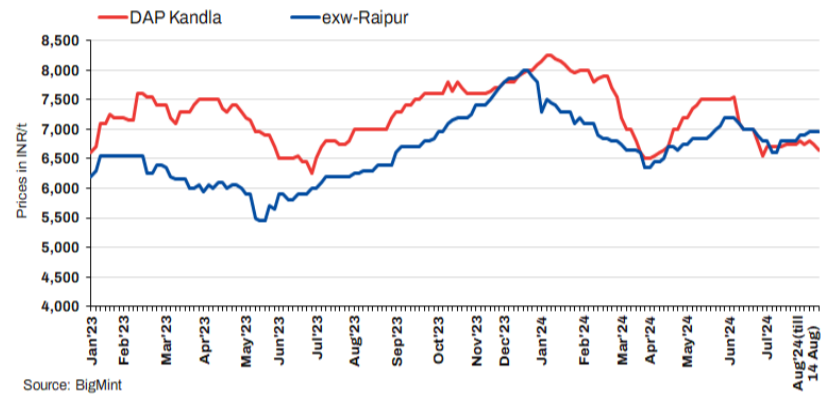


China: Shagang Steel further reduces scrap procurement prices by \$11/t

2024-08-16

[READ MORE](#)

India: Domestic mill-scale prices

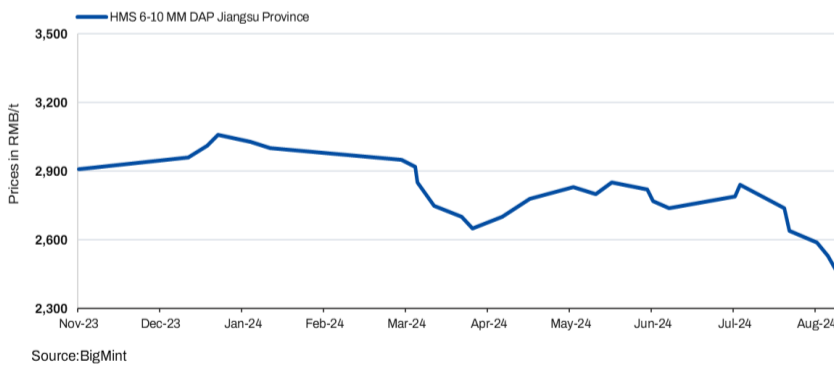


India: Mill scale prices witness mixed trends in major markets

2024-08-14

[READ MORE](#)

China: Shagang Steel scrap purchase price trend



China: Shagang Steel reduces scrap procurement prices by \$8/t

2024-08-13

[READ MORE](#)



Sims to sell its UK operations to Unimetals for \$385 million

2024-08-13

[READ MORE](#)

Steel

Ingots/Billet (India)

Region	Particular	INGOT				BILLET			
		Price	Change	W-O-W	1M	Price	Change	W-O-W	1M
Indian prices (in INR/MT) As on 16 Aug 2024									
North India	Ghaziabad	40,600	-200	+100	-1,200	-	-	-	-
North India	Ludhiana	44,100	+100	0	-1,400	-	-	-	-
North India	Mandi Gobindgarh	41,800	+100	+400	-1,400	41,800	+100	+400	-1,400
North India	Muzaffarnagar	40,500	-200	+100	-1,100	-	-	-	-
East India	Rourkela	37,000	-200	+400	-850	37,500	-200	+350	-600
Central India	Raigarh	37,500	0	+200	-500	37,900	0	+200	-450
Central India	Raipur	37,950	-50	+50	-600	38,300	0	+100	-600
West India	Ahmedabad	40,200	0	+200	-1,000	41,200	0	+200	-1,000
West India	Jaipur	40,200	0	0	-800	-	-	-	-
West India	Mumbai	40,600	-100	-400	-200	40,900	-100	-400	-200
East India	Durgapur	-	-	-	-	38,650	+100	+150	-350
East India	Kolkata	-	-	-	-	39,350	+100	+150	-350
West India	Bhavnagar	-	-	-	-	40,700	-100	+200	-1,100
West India	Goa	-	-	-	-	40,300	0	-100	-950
West India	Jalna	-	-	-	-	40,500	-200	0	-1,000
South India	Chennai	-	-	-	-	42,000	0	-1,000	-300
South India	HINDPUR	-	-	-	-	40,800	0	0	-600
South India	Hyderabad	-	-	-	-	39,500	0	0	-1,000
Eastern India	Ramgarh	-	-	-	-	38,500	-50	0	-700

All prices are basic, GST @ 18% extra. Ingot - 3.5" x 4.5", Commercial Grade, Billet - 100*100

Rebar (India)

Particular/Delivery	Size/Grade	Delivery	As On	Price	PRICE @ 18% GST	Change	1M	3M
Indian prices (in INR/MT)								
Exy-Delhi/NCR	12-32mm, BF Route, IS 1786 Fe 550D	Ex-Yard	16 Aug 17.32 IST	50,200	59,200	-600	-2,600	-8,000
	12-32mm, BF Route, IS 1786 Fe 500D	Ex-Yard	16 Aug 17.32 IST	50,200	59,200	-600	-2,600	-8,000
Exy-Durgapur	12-32mm BF Route, IS 1786 Fe 500D	Ex-Yard	16 Aug 17.32 IST	50,300	59,400	-400	-2,800	-6,500
	12-32mm BF Route, IS 1786 Fe 550D	Ex-Yard	16 Aug 17.32 IST	50,300	59,400	-400	-2,800	-6,500
Exy-Ahmedabad	12-32mm BF Route, IS 1786 Fe 500D	Ex-Yard	16 Aug 17.32 IST	50,300	59,400	-300	-2,700	-8,000
	12-32mm BF Route, IS 1786 Fe 550D	Ex-Yard	16 Aug 17.32 IST	50,300	59,400	-300	-2,700	-8,000
Exy-Mumbai	12-32mm, BF Route, IS 1786 Fe 500D	Ex-Yard	16 Aug 17.32 IST	49,900	58,900	-400	-2,400	-8,500
	12-32mm, BF Route, IS 1786 Fe 550D	Ex-Yard	16 Aug 17.32 IST	49,900	58,900	-400	-2,400	-8,500
Exy-Bangalore	12-32mm, BF Route, IS 1786 Fe 500D	Ex-Yard	16 Aug 17.32 IST	51,000	60,200	-700	-2,400	-8,200
	12-32mm, BF Route, IS 1786 Fe 550D	Ex-Yard	16 Aug 17.32 IST	51,000	60,200	-700	-2,400	-8,200
Exy-Chennai	12-32mm, BF Route, IS 1786 Fe 550D	Ex-Yard	16 Aug 17.32 IST	51,200	60,400	-400	-2,000	-7,700
	12-32mm, BF Route, IS 1786 Fe 500D	Ex-Yard	16 Aug 17.32 IST	51,200	60,400	-400	-2,000	-7,700
Exy-Hyderabad	12-32mm, BF Route, IS 1786 Fe 500D	Ex-Yard	16 Aug 17.32 IST	50,200	59,200	-100	-3,100	-8,500
	12-32mm, BF Route, IS 1786 Fe 550D	Ex-Yard	16 Aug 17.32 IST	50,200	59,200	-100	-3,100	-8,500
Indian prices (in INR/MT)								
Ex-Delhi/NCR	12-25mm, IF Route, Fe 500, IS 1786	Ex-Works	16 Aug 13.26 IST	45,500	53,700	-100	-1,000	-5,200
Ex-Jaipur	12-25mm IF route, Fe 500, IS 1786	Ex-Works	16 Aug 13.26 IST	44,000	51,900	-200	-900	-6,000
Ex-Mandi Gobindgarh	12-25mm, IF Route, Fe 500, IS 1786	Ex-Works	16 Aug 13.26 IST	46,500	54,900	-100	-1,500	-5,200
Ex-Muzaffarnagar	12-25mm, IF Route, Fe 500, IS 1786	Ex-Works	16 Aug 13.26 IST	44,300	52,300	-400	-1,400	-5,500
Ex-Durgapur	12-25mm, IF Route, Fe 500D, IS 1786	Ex-Works	16 Aug 17.20 IST	43,000	50,700	-100	-600	-6,500
	12-25mm, IF Route, Fe 500, IS 1786	Ex-Works	16 Aug 17.20 IST	40,900	48,300	-100	-600	-6,500
Ex-Rourkela	12-25mm, IF Route, Fe 500, IS 1786	Ex-Works	16 Aug 13.26 IST	41,000	48,400	-200	-500	-6,700
	12-25mm, IF Route, Fe 500D, IS 1786	Ex-Works	16 Aug 13.26 IST	48,500	57,200	-100	+700	-3,800
Ex-Raigarh	12-25mm, IF Route, Fe 500, IS 1786	Ex-Works	16 Aug 13.26 IST	40,400	47,700	-200	-1,100	-7,000
Ex-Raipur	12-25mm, IF Route, Fe 500D, IS 1786	Ex-Works	16 Aug 13.26 IST	44,200	52,200	0	-800	-6,800
	12-25mm, IF Route, Fe 500, IS 1786	Ex-Works	16 Aug 17.20 IST	41,200	48,600	0	-700	-6,700
Ex-Ahmedabad	12-25mm, IF Route, Fe 500, IS 1786	FOR	16 Aug 17.20 IST	45,200	53,300	-200	-1,500	-5,600

Ex-Goa	12-25mm, IF Route, Fe 500, IS 1786	Ex-Works	16 Aug 13.26 IST	46,400	54,800	0	-1,300	-5,600
Ex-Jalna	12-25mm, IF Route, Fe 500, IS 1786	Ex-Works	16 Aug 13.26 IST	44,600	52,600	0	-1,600	-7,700
Ex-Mumbai	12-25mm, IF Route, Fe 500, IS 1786	Ex-Works	16 Aug 13.26 IST	45,100	53,200	0	-1,400	-8,000
Ex-Bangalore	12-25mm, IF Route, Fe 550, IS 1786	Ex-Works	16 Aug 13.26 IST	46,200	54,500	0	-700	-5,800
	12-25mm, IF Route, Fe 550D, IS 1786	Ex-Works	16 Aug 13.26 IST	49,800	58,800	-200	-700	-4,700
Ex-Chennai	12-25mm, IF Route, Fe 500, IS 1786	Ex-Works	16 Aug 13.26 IST	47,000	55,500	0	-500	-5,000
Ex-Hyderabad	12-25mm, IF Route, Fe 500, IS 1786	Ex-Works	16 Aug 13.26 IST	43,500	51,300	0	-1,000	-6,000
Ex-Patna	12-25mm IF route, Fe 500, IS 1786	Ex-Works	16 Aug 13.26 IST	42,500	50,200	-200	-900	-7,100

Structure (Medium & Small Scale Producers) (India)

Region/Zone	Particular	40 ANGLE	Change	1M	75 CHANNEL	Change	1M	200 BEAM	Change	1M
Indian prices (in INR/MT)										
North India	Ghaziabad	-	-	-	-	-	-	49,100	0	-1,000
East India	Durgapur	44,000	0	-1,000	44,000	0	-1,000	44,750	0	-1,000
Central India	Raipur	-	-	-	44,300	-100	-500	-	-	-
West India	Ahmedabad	46,200	0	-800	46,200	0	-800	-	-	-
West India	Mumbai	48,500	0	+200	49,300	0	+200	-	-	-
South India	Hyderabad	46,700	0	-1,300	46,300	0	-1,300	-	-	-

Indian Structure price assessment frequency has been increased from weekly to daily basis, All prices are basic, Commercial Grade, Basic Price GST @ 18% extra

Wire Rod (India)

Particular	Size/Grade	Raipur	Change	W-O-W	Durgapur	Change	W-O-W
Indian prices (in INR/MT)							
SWRY 14 LC Gr 3, Induction route	5.5 mm	42,300	0	+100	41,900	-100	-100
HB Wire, Induction route	12 Gauge	44,800	-200	-100	44,400	-100	-100
GI Wire, Induction route	12 Gauge	49,100	0	-300	52,000	-100	-100
Binding Wire, Induction route	20 Gauge	50,800	-200	-200	50,900	-100	-100
Barbed Wire, Induction route	12*12 Gauge	51,100	0	-300	54,900	-100	-100
Wire Rod, BF Route	5.5-6.0mm	-	-	-	-	-	-

Daily Assessment, Commercial Grade, Basic Price GST @ 18% extra

HRC (India)

Particular/Delivery	Size/Grade	Delivery	As On	Price	Change	1M	3M
Indian prices (in INR/MT)							
Delhi	2.5-8mm / CTL, IS2062, Gr E250 Br.	Ex-stockyard	16 Aug 18.12 IST	50,400	-100	-1,900	-4,200
	2.5-8mm / CTL, IS2062, Gr E250 Br.	Ex-stockyard	16 Aug 18.12 IST	50,200	-200	-2,050	-3,900
Faridabad	2.5-8mm / CTL, IS2062, Gr E350 Br.	Ex-stockyard	16 Aug 18.12 IST	53,200	-300	-2,050	-3,875
	1.8mm / CTL, IS2062, Gr E250 Br.	Ex-stockyard	16 Aug 18.12 IST	51,700	-200	-2,050	-3,900
Ludhiana	2.5-8mm / CTL, IS2062, Gr E250 Br.	Ex-stockyard	16 Aug 18.12 IST	51,000	0	-2,300	-3,350
Kolkata	2.5-8mm / CTL, IS2062, Gr E250 Br.	Ex-stockyard	16 Aug 18.12 IST	48,800	-200	-2,500	-4,375
Ahmedabad	2.5-8mm / CTL, IS2062, Gr E250 Br.	Ex-stockyard	16 Aug 18.12 IST	51,500	0	-1,800	-3,700
	2.5-8mm / CTL, IS2062, Gr E250 Br.	Ex-stockyard	16 Aug 18.12 IST	50,300	-100	-1,800	-3,900
Mumbai	2.5-8mm / CTL, IS2062, Gr E350 Br.	Ex-stockyard	16 Aug 18.12 IST	53,300	-100	-1,850	-3,900
	1.8mm / CTL, IS2062, Gr E250 Br.	Ex-stockyard	16 Aug 18.12 IST	51,800	-100	-1,750	-3,800
Bangalore	2.5-8mm / CTL, IS2062, Gr E250 Br.	Ex-stockyard	16 Aug 18.12 IST	52,800	+200	-2,000	-3,700
Chennai	2.5-8mm / CTL, IS2062, Gr E250 Br.	Ex-stockyard	16 Aug 18.12 IST	50,500	+200	-4,250	-5,650
	1.8mm / CTL, IS2062, Gr E250 Br.	Ex-stockyard	16 Aug 18.12 IST	52,300	+500	-3,950	-5,350
Hyderabad	2.5-8mm / CTL, IS2062, Gr E250 Br.	Ex-stockyard	16 Aug 18.12 IST	51,000	0	-1,500	-2,250

Weekly Assessment, Commercial Grade, *Basic Price GST @ 18% extra.,

CRC (India)

Particular/Delivery	Size/Grade	Delivery	As On	Price	Change	1M	3M
Indian prices (in INR/MT)							
Delhi	0.90mm / CTL, IS 513, CR1	Ex-stockyard	16 Aug 18.19 IST	58,000	+200	-2,800	-2,900
Faridabad	0.90mm / CTL, IS 513, CR1	Ex-stockyard	16 Aug 18.19 IST	57,700	-700	-2,050	-2,710
	0.5mm / CTL, IS 513, CR1	Ex-stockyard	16 Aug 18.19 IST	59,200	-700	-2,050	-2,700
Ludhiana	0.90mm / CTL, IS 513, CR1	Ex-stockyard	16 Aug 18.19 IST	58,000	0	-1,800	-2,250
Kolkata	0.90mm / CTL, IS 513, CR1	Ex-stockyard	16 Aug 18.19 IST	56,300	0	-1,200	-2,200
Ahmedabad	0.90mm / CTL, IS 513, CR1	Ex-stockyard	16 Aug 18.19 IST	58,300	0	-1,650	-3,150

Mumbai	0.5mm / CTL, IS 513, CR1	Ex-stockyard	16 Aug 18.19 IST	58,800	0	-2,450	-3,550
	0.90mm / CTL, IS 513, CR1	Ex-stockyard	16 Aug 18.19 IST	57,400	-100	-2,350	-3,450
Bangalore	0.9mm / CTL, IS 513, CR1	Ex-stockyard	16 Aug 18.19 IST	60,500	0	-2,500	-3,075
Chennai	0.90mm / CTL, IS 513, CR1	Ex-stockyard	16 Aug 18.19 IST	61,500	0	-1,700	-1,800
	0.5mm / CTL, IS 513, CR1	Ex-stockyard	16 Aug 18.19 IST	63,000	0	-1,700	-1,800
Hyderabad	0.90mm / CTL, IS 513, CR1	Ex-stockyard	16 Aug 18.19 IST	59,500	-100	-1,850	-3,250

Weekly Assessment, Commercial Grade, *Basic Price GST @ 18% extra.,

HR Plate (India)

Particular/Delivery	Size/Grade	Delivery	As On	Price	Change	1M	3M
Indian prices (in INR/MT)							
Delhi	60-100mm, Gr E350 Br.	Ex-stockyard	14 Aug 18.18 IST	62,200	-1,000	-2,300	-4,200
	5-10mm, Gr E350 Br.	Ex-stockyard	14 Aug 18.18 IST	54,500	-300	-2,400	-3,700
	20-40mm, Gr E350 Br.	Ex-stockyard	14 Aug 18.18 IST	58,700	-1,100	-2,300	-3,400
	60-100mm, Gr E250 Br.	Ex-stockyard	14 Aug 18.18 IST	58,700	-1,000	-2,300	-4,100
	5-10mm, Gr E250 Br.	Ex-stockyard	14 Aug 18.18 IST	51,000	-300	-2,400	-3,800
	20-40mm, Gr E250 Br.	Ex-stockyard	14 Aug 18.18 IST	55,200	-1,100	-2,200	-3,400
Mumbai	60-100mm, Gr E350 Br.	Ex-stockyard	14 Aug 18.18 IST	62,800	-200	-1,400	-3,000
	5-10mm, Gr E350 Br.	Ex-stockyard	14 Aug 18.18 IST	54,500	-700	-2,600	-4,100
	20-40mm, Gr E350 Br.	Ex-stockyard	14 Aug 18.18 IST	58,700	-300	-1,600	-2,900
	60-100mm, Gr E250 Br.	Ex-stockyard	14 Aug 18.18 IST	59,500	-100	-1,300	-2,700
	5-10mm, Gr E250 Br.	Ex-stockyard	14 Aug 18.18 IST	51,000	-500	-2,600	-4,000
	20-40mm, Gr E250 Br.	Ex-stockyard	14 Aug 18.18 IST	55,300	-400	-1,600	-2,800

Weekly Assessment, Commercial Grade, Basic Price GST @ 18% extra

GP (India)

Indian prices (in INR/MT)							
Delhi	0.7mm / CTL, 120 GSM, IS277	Ex-stockyard	14 Aug 18.32 IST	60,600	-1,500	-3,600	-5,400
	0.6mm / CTL, 120 GSM, IS277	Ex-stockyard	14 Aug 18.32 IST	62,200	-1,300	-3,600	-5,300
Mumbai	0.8mm / CTL, 120 GSM, IS277	Ex-stockyard	14 Aug 18.32 IST	61,200	-1,200	-2,100	-3,700
	0.6mm / CTL, 120 GSM, IS277	Ex-stockyard	14 Aug 18.32 IST	62,700	-1,200	-2,100	-3,700
Chennai	0.8-1.6mm / CTL, 120gsm, IS277	Ex-stockyard	14 Aug 18.32 IST	63,800	-1,000	-3,500	-7,000
	0.6mm / CTL, 120 GSM, IS277	Ex-stockyard	14 Aug 18.32 IST	65,300	-1,000	-3,500	-7,000
Hyderabad	0.8mm / CTL, 120 GSM, IS277	Ex-stockyard	14 Aug 18.32 IST	65,000	-1,500	-1,900	-3,700
	0.6mm / CTL, 120 GSM, IS277	Ex-stockyard	14 Aug 18.32 IST	66,500	-1,500	-1,900	-3,700

PPGI (India)

Particular/Delivery	Size/Grade	Delivery	As On	Price	Change	1M	3M
Indian prices (in INR/MT)							
Delhi	0.5mm / CTL, 90 GSM, IS14246	Ex-stockyard	14 Aug 17.55 IST	70,500	-1,800	-3,100	-4,500
Mumbai	0.5mm / CTL, 90 GSM, IS14246	Ex-stockyard	14 Aug 17.55 IST	70,000	0	-2,600	-4,200

MS Pipes (India)

Indian prices (in INR/MT)							
Ex-Raipur	41-60 OD (Patra Based)	Ex-works	16 Aug 16.19 IST	41,700	0	-1,300	-6,400
Ex-Mandi Gobindgarh	41-60 OD (Patra Based)	Ex-works	16 Aug 16.19 IST	44,300	-200	-2,300	-4,500
Exy-Delhi	2.2-6mm, IS 1239,IS 1161 (HR Coil Based)	Ex-Yard	14 Aug 18.10 IST	56,000	0	-2,500	-6,000
Exy-Raipur	2.2-6mm, IS 1239,IS 1161 (HR Coil Based)	Ex-Yard	14 Aug 18.10 IST	55,000	0	-2,500	-5,500
Exy-Mumbai	2.2-6mm, IS 1239,IS 1161 (HR Coil Based)	Ex-Yard	14 Aug 18.10 IST	55,000	0	-2,500	-6,000
Exy-Pune	2.2-6mm, IS 1239,IS 1161 (HR Coil Based)	Ex-Yard	14 Aug 18.10 IST	55,000	0	-2,500	-6,000
Exy-Bangalore	2.2-6mm, IS 1239,IS 1161 (HR Coil Based)	Ex-Yard	14 Aug 18.10 IST	55,500	0	-2,000	-4,500
Exy-Hyderabad	2.2-6mm, IS 1239,IS 1161 (HR Coil Based)	Ex-Yard	14 Aug 18.10 IST	55,500	0	-2,500	-5,500

Billet (Global)

Particular/Delivery	Size/Grade	Delivery	As On	Price	Change	1M	3M
Global prices (in USD/MT)							
FOB India	150*150, 3SP/4SP	-	16 Aug 18.30 IST	\$490	0	NA	NA
FOB Iran	130*130, 3SP	-	16 Aug 18.30 IST	\$472	+2	-6	-6
FOB Russia	130*130, 3SP	-	16 Aug 18.30 IST	\$480	0	-20	-20
CNF Nepal	100*100, IS 2831 (IF Grade)	-	16 Aug 18.29 IST	\$485	-2	-10.5	-67
CNF Philippines	150*150, 3SP	-	16 Aug 18.29 IST	\$480	0	-14	-45
CNF Turkey	120*120	-	16 Aug 18.29 IST	\$490	-5	-25	-30

Weekly Assessment

Rebar (Global)

Particular/Delivery	Size/Grade	Delivery	As On	Price	Change	1M	3M
Global prices (in USD/MT)							
FOB Turkey	12-32mm, Commercial	-	16 Aug 11.34 IST	\$577	-1	-3	NA

Wire Rod (Global)

Particular/Delivery	Size/Grade	Delivery	As On	Price	Change	1M	3M
Global prices (in USD/MT)							
CNF Nepal	5.5-6.0mm, Commercial Grade	-	10 Aug 13.24 IST	\$530	-5	-8	-65
	6-8 mm, ASTM A510 SAE 1008	-	10 Aug 13.24 IST	\$585	+10	-5	-35

HRC (Global)

Particular/Delivery	Size/Grade	Delivery	As On	Price	Change	1M	3M
Global prices (in USD/MT)							
CNF Bangladesh	2mm, SAE 1006 (China origin)	-	13 Aug 18.51 IST	\$530	-10	-25	-55
CNF Dubai	2mm, SAE1006 (India origin), SAE1006	-	23 Apr 18.30 IST	\$595	0	NA	NA
CNF Europe	3-4mm, S235JR	-	13 Aug 18.51 IST	\$535	-15	-30	-60
	3mm+, S275	-	30 Jul 18.27 IST	\$650	0	0	NA
CNF India	2-12 mm, SS400 (China Origin)	-	13 Aug 18.51 IST	\$520	-15	-25	-50
	3mm, SS400 (South Korea Origin)	-	16 Jul 18.40 IST	\$570	-30	0	NA
CNF Nepal	2mm, SAE1006 (India origin), SAE1006	-	13 Aug 18.51 IST	\$580	0	-40	-40
CNF Pakistan	2mm, SS400 (China origin), SS400	-	13 Aug 18.51 IST	\$505	-13	-31	-52
	2mm, SS400 (Japan origin), SS400	-	28 May 18.42 IST	\$585	0	NA	NA
CNF UAE	2mm, SAE1006 (China Origin)	-	13 Aug 18.51 IST	\$527	-13	-25	-56
	2 mm, SAE 1006 (Formosa, skin pass)	-	16 Aug 13.35 IST	\$534	-41	NA	NA
CNF Vietnam	2-20mm, SAE 1006 (India Origin)	-	09 Apr 18.25 IST	\$567	0	NA	NA
	2-3mm, SAE 1006 (China Origin)	-	06 Aug 18.29 IST	\$510	-10	-15	-55
	Thickness - 2-6 mm, Width - 1.1-1.3m	-	01 Aug 17.51 IST	\$530	-25	NA	NA
FOB Black Sea	3mm, SAE1006	-	13 Aug 18.46 IST	\$515	-15	-30	-47
FOB China	3-12mm, SS400	-	13 Aug 18.46 IST	\$480	-15	-30	-60
FOB India	2.5 mm, SAE1006	-	23 Apr 18.30 IST	\$560	0	NA	NA
FOB Japan	2mm, SS400	-	13 Aug 18.46 IST	\$530	-10	-10	-35
FOB South Korea	1.6-2.5mm, SAE 1006	-	13 Aug 18.46 IST	\$520	-30	-30	NA

CRC (Global)

Particular/Delivery	Size/Grade	Delivery	As On	Price	Change	1M	3M
Global prices (in USD/MT)							
FOB China	0.90mm, SPCC	-	14 Aug 18.03 IST	\$535	-20	-35	-75
FOB India	0.9 mm, IS 513 Gr.O	-	14 Aug 18.03 IST	\$675	0	0	-25
FOB Russia	0.90mm, SPCC	-	14 Aug 18.03 IST	\$607	-13	-30	-48

HR Plate (Global)

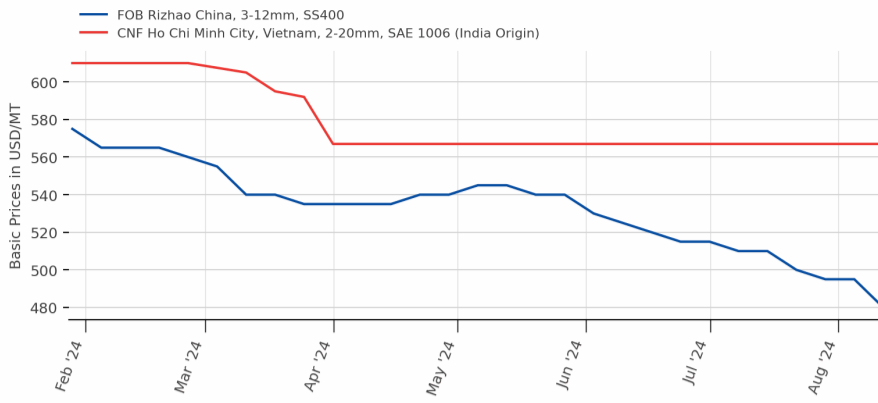
Particular/Delivery	Size/Grade	Delivery	As On	Price	Change	1M	3M
Global prices (in USD/MT)							
FOB China	5-10mm, SS 400	-	14 Aug 18.05 IST	\$500	-25	-30	-55

GP (Global)

Global prices (in USD/MT)							
FOB China	DX51D+z80, Width 1,000-1,500 mm, thickness 0.5-2mm	-	14 Aug 18.08 IST	\$590	-25	-35	-70
FOB India	Width 900-1250mm, thickness 0.50mm, DX51D+z80, BS EN 10142:2000	-	14 Aug 18.08 IST	\$745	0	-25	-35

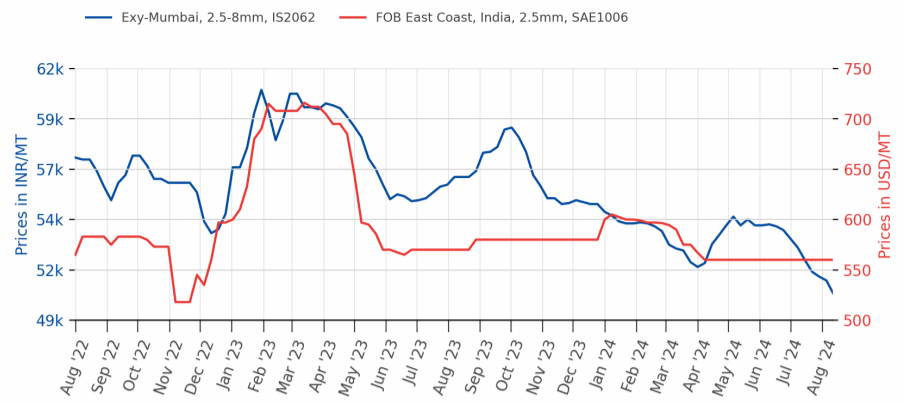
Note:- W-O-W: Week On Week, 1M: Change over last month, 3M: Change over last 3 months

HRC



Source:BigMint

Prices of HRC Exy Mumbai/FOB India



Source:BigMint

India's HRC Imports Trend

Quantity in million tonnes (mt)

Source: BigMint

India: Govt begins anti-dumping probe into hot-rolled flat steel imports from Vietnam

2024-08-16

[READ MORE](#)

SE Asia Billet Import Prices

Price in \$/t, CFR Manila

Source: BigMint

SE Asia: Imported billet prices remain range-bound w-o-w

2024-08-16

[READ MORE](#)

Indian DRI, billet and rebar prices, Exw Raipur

— Billet (100x100 mm) — P-DRI (Pellet based DRI) — Rebar (12-25 mm)

Source: BigMint

Indian DRI, billet and rebar update - 16 Aug

2024-08-16

[READ MORE](#)

India: Billet index (daily), exw Raipur

— Trade Quantity Recorded — Price

Source: BigMint. Note: Billet trade volumes (provisional) recorded by BigMint

INR 38,300/t (=), Trade volume: 700 t
16th Aug 24, 18:00 hrs

India: BigMint's billet index remains stable d-o-d - 16 Aug

2024-08-16

[READ MORE](#)

India: Brandwise rebar offers

India's Brand-wise Rebar Offers from BF and IF route mills -16 Aug

2024-08-16

[READ MORE](#)

India: BF-route rebar (12-32mm) prices, Exy-Mumbai

Basic prices in INR/t, exclusive of GST@18%

last assessed on 16 August 2024 | Source: BigMint

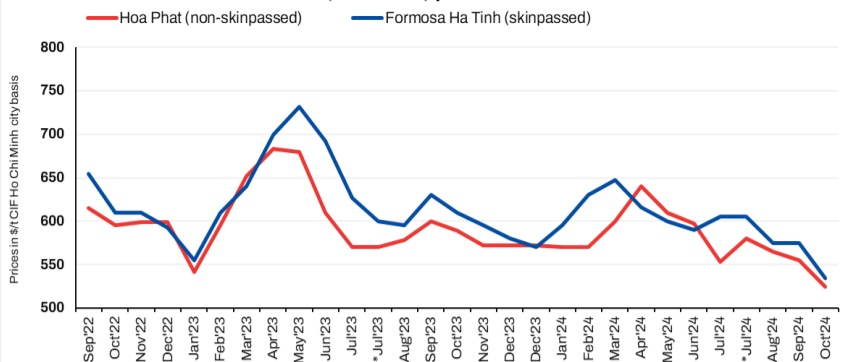
INR 49,900/t

India: BF-rebar prices drop by INR 400/t (\$5/t) amid weak demand

2024-08-16

[READ MORE](#)

Vietnam: Domestic mills' HRC (SAE1006) price announcement



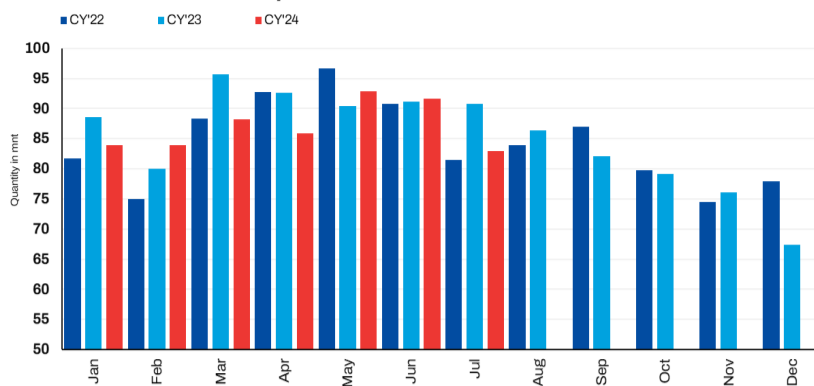
Source: BigMint

Vietnam: Formosa Ha Tinh lowers HRC offers for Sep-Oct'24 sales

2024-08-16

READ MORE

China: Crude steel output



Source: National Bureau of Statistics | Compiled and maintained by BigMint

China's crude steel production declines over 9% y-o-y in Jul'24 amid weak domestic demand

2024-08-16

READ MORE



Chinese BF mills suffer heavy losses on steel sales in July'24

2024-08-16

READ MORE



China's rebar prices fall to multi-year lows

2024-08-16

READ MORE

China Domestic Billet Price



Source: BigMint

China: Steel billet prices fall by RMB 40/t (\$6/t)

2024-08-16

READ MORE



वाणिज्य एवं उद्योग मंत्रालय
MINISTRY OF COMMERCE AND INDUSTRY

सत्यमेव जयते

India: Govt begins anti-dumping investigation on hot rolled flat steel products from Vietnam

2024-08-16

READ MORE

Ferro Alloy

Manganese Ore (India)

Particular/Delivery	Size/Grade	Delivery	As On	Price	Change	1M	3M
Indian prices (in INR/MT)							
MOIL	6-80 mm, Lumps, Mn 46%	Ex-Mines	01 Aug 13.27 IST	28,175	-3,131	-3,131	NA
	Lumps, Lumps, Mn 44%, Fe 7%	Ex-Mines	01 Aug 13.27 IST	26,951	-2,995	-2,995	NA
	Lumps, Mn 37%, Fe 7.5%	Ex-Mines	01 Aug 13.27 IST	15,146	-5,601	-5,601	NA
	6-80 mm, Lumps, Mn 30%	Ex-Mines	01 Aug 13.27 IST	7,437	-2,751	-2,751	NA

Weekly Assessment, Prices Ex-Mines Basis Including Royalty

Chrome Ore (India)

Particular/Delivery	Size/Grade	Delivery	As On	Price	Change	1M	3M
Indian prices (in INR/MT)							
Ex-Jajpur (OMC-eAuction)	Friable 54%+	Ex-Mines	20 Jul 12.17 IST	38,287	+200	+200	NA
	Friable 52-54%	Ex-Mines	20 Jul 12.17 IST	32,184	-996	-996	NA
	Friable 50-52%	Ex-Mines	20 Jun 19.26 IST	24,773	-853	0	NA
	Lumps, Friable 48-50%	Ex-Mines	20 Jul 12.17 IST	24,145	-641	-641	NA

OMC E-Auction Prices Including Royalty

Silico Manganese (India)

Particular/Delivery	Size/Grade	Delivery	As On	Price	Change	1M	3M
Indian prices (in INR/MT)							
Ex-Durgapur	10-50 MM, HC 60-14	Ex-Works	16 Aug 18.50 IST	68,700	-300	-580	-15,220
	25-150 mm, HC 60-14	Ex-Works	16 Aug 18.50 IST	68,200	-300	-580	-15,220
	10-150 mm, LC (Mn 55% min.)	Ex-Works	14 Aug 18.47 IST	85,000	+1,000	-1,300	-24,500
	10-150 mm, MC (Mn 53% min.)	Ex-Works	14 Aug 18.47 IST	80,000	+1,000	-1,600	-22,000
Ex-Raipur	25-150 mm, HC 60-14	Ex-Works	16 Aug 18.50 IST	68,900	-400	-740	-17,120
Ex-Vizag	25-150 mm, HC 60-14	Ex-Works	16 Aug 18.50 IST	68,500	-100	-620	-16,480

Weekly Assessment; All Prices are basic; GST @ 18% extra

Ferro Manganese (India)

Particular/Delivery	Size/Grade	Delivery	As On	Price	Change	1M	3M
Indian prices (in INR/MT)							
Ex-Durgapur	10-150 mm, MC (Mn 70% min)	Ex-Works	14 Aug 18.48 IST	105,000	-500	-5,600	-15,000
	25-150 mm, HC 70%	Ex-Works	16 Aug 18.41 IST	74,700	-400	-3,060	-15,900
Ex-Raipur	25-150 mm, HC 70%	Ex-Works	16 Aug 18.41 IST	75,000	-500	-3,020	-14,480

Weekly Assessment; All Prices are basic; GST @ 18% extra

Ferro Chrome (India)

Particular/Delivery	Size/Grade	Delivery	As On	Price	Change	1M	3M
Indian prices (in INR/MT)							
Ex-Durgapur	10-60 mm, LC 60%	Ex-Works	14 Aug 18.41 IST	219,000	0	-5,500	-16,000
Ex-Jajpur	10-150mm, HC 60%, Si- 4%	Ex-Works	16 Aug 18.34 IST	103,100	0	-5,600	-3,300
	10-150mm, HC 60%, Si - 2%	Ex-Works	14 Aug 18.41 IST	108,900	-2,100	-5,300	-5,400

Weekly Assessment; All Prices are basic; GST @ 18% extra

Ferro Silicon (India)

Particular/Delivery	Size/Grade	Delivery	As On	Price	Change	1M	3M
Indian prices (in INR/MT)							
Ex-Guwahati	25-150 mm, FeSi 70%	Ex-Works	16 Aug 18.31 IST	88,400	0	-3,850	-11,150
Ex-Bhutan	25-150 mm, FeSi 70%	Ex-Works	16 Aug 18.31 IST	89,100	-700	-4,100	-9,200

Weekly Assessment; All Prices are basic; GST @ 18% extra

Manganese Ore (Global)

Particular/Delivery	Size/Grade	Delivery	As On	Price	Change	1M	3M
Global prices (in USD/MT)							
CNF China	Lumps, Mn 37% (USD/dmtu)	-	10 Aug 10.47 IST	\$4.15 /dmtu	-0.18	-1.05	-2.1
	Lumps, Mn 44% (USD/dmtu)	-	10 Aug 10.47 IST	\$8.95 /dmtu	-0.05	+0.1	+2.02

CNF India	Lumps, Mn 37%, (South African origin) (USD/dmtu)	-	10 Aug 10.47 IST	\$4.3 /dmtu	-0.15	-1	-2.1
	Lumps, Mn 44% (USD/dmtu)	-	10 Aug 10.47 IST	\$9.1 /dmtu	0	+0.1	+2.05
	Lumps, Mn 46%, (USD/dmtu)	-	10 Aug 10.47 IST	\$9.7 /dmtu	0	+0.1	+2.15

Weekly Assessment

Chrome Ore (Global)

Global prices (in USD/MT)							
CNF China	Conc 40-42%, S. Africa	-	13 Aug 17.33 IST	\$310	0	-10	0
	Conc 46-48%, Turkish	-	13 Aug 17.33 IST	\$425	0	-10	+15

Weekly Assessment

Silico Manganese (Global)

Global prices (in USD/MT)							
FOB India	25-150 mm, HC 60-14	-	16 Aug 18.43 IST	\$825	-3	-32.4	-278.6
	25-150 mm, HC 65-16	-	16 Aug 18.42 IST	\$963	0	-33	-244

Weekly Assessment

Ferro Manganese (Global)

Global prices (in USD/MT)							
FOB India	25-150 mm, HC 70%	-	16 Aug 18.45 IST	\$928	0	-32	-181.6
	25-150 mm, HC 75%	-	16 Aug 18.45 IST	\$1,000	-4	-25.4	-203.4

Weekly Assessment

Ferro Chrome (Global)

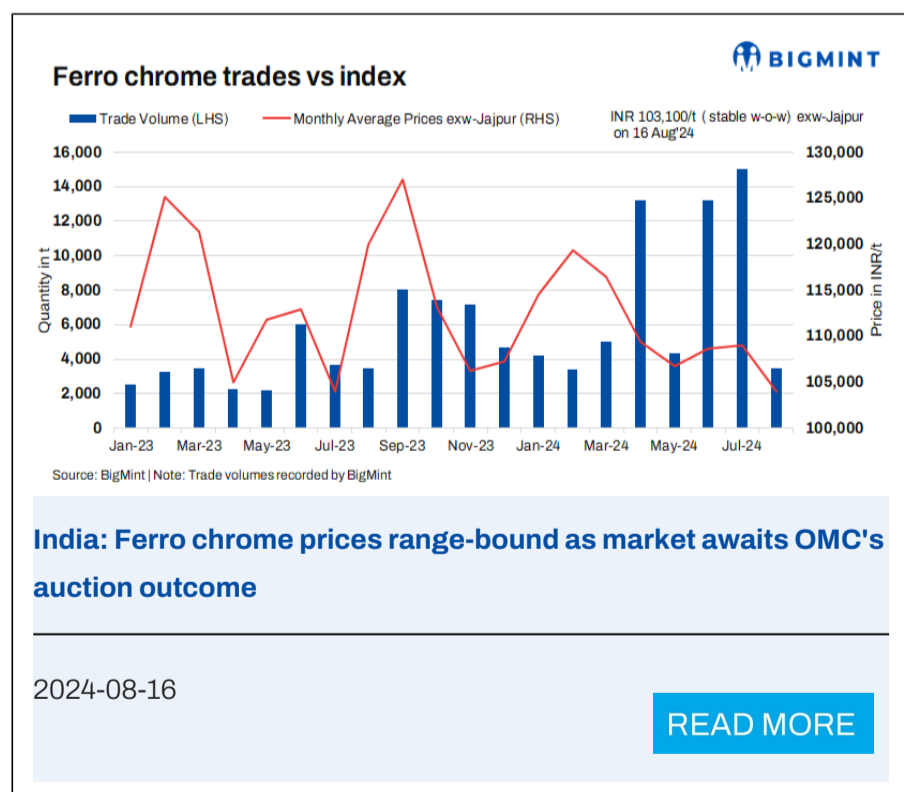
Global prices (in USD/MT)							
CNF China	10-150mm, HC 60% (cents/lb)	-	14 Aug 10.22 IST	¢95.5 /lb	0	-3	-4
CNF Japan	10-50mm, HC 60% (cents/lb)	-	14 Aug 10.22 IST	¢100 /lb	0	-3	-8
CNF South Korea	10-50mm, HC 60% (cents/lb)	-	14 Aug 10.22 IST	¢99 /lb	0	-3	-3

Weekly Assessment

Ferro Silicon (Global)

Global prices (in USD/MT)							
FOB China	10-50 mm, FeSi 75%	-	12 Aug 18.40 IST	\$1,315	+20	-5	+65
FOB India	10-50 mm, FeSi 70%	-	12 Aug 18.40 IST	\$1,130	0	-85	-160

Weekly Assessment



Non Ferrous

Aluminium (India)

Particular/Delivery	Size/Grade	Delivery	As On	Price	Change	1M	3M
Indian prices (in INR/MT)							
Aluminium Ingot ADC12, Exw-Delhi NCR	Automobile OEM Approved	Exw-Delhi NCR	07 Aug 17.22 IST	219,000	-2,000	-2,000	+500
	Non-OEM	Ex-Works	14 Aug 17.14 IST	207,000	-2,000	-5,000	-8,000
Aluminium Extrusion Scrap, Exy-Delhi	6063 & 6061 (Mix)	Ex-Yard	16 Aug 16.48 IST	191,000	+1,000	-2,000	-3,000
Aluminium Utensil Scrap, Exy-Delhi	Loose	Ex-Yard	16 Aug 16.48 IST	181,000	+1,000	-3,000	-10,000
Aluminium Taint Tabor Scrap, Exy-Delhi	Loose	Ex-Yard	16 Aug 16.48 IST	180,000	+1,500	-2,000	-9,000
Aluminium Tense Scrap, Exy-Delhi	Solid (Loose)	Ex-Yard	16 Aug 16.48 IST	175,000	+1,000	-4,000	-12,000
Aluminium Ingot P1020, Exy-Delhi	Ingot EC Grade 99.70%	Ex-Yard	16 Aug 16.48 IST	228,000	+2,000	-8,500	-31,500
Aluminium Ingot P1020, Exy-Mumbai	Ingot EC Grade 99.70%	Ex-Yard	16 Aug 16.48 IST	222,000	0	-4,000	-24,000
Aluminium Extrusion Scrap, Exy-Mumbai	6063 (Loose)	Ex-Yard	16 Aug 16.48 IST	200,000	+2,000	0	-1,000
Aluminium Utensil Scrap, Exy-Mumbai	Utensil (Loose)	DAP	16 Aug 16.48 IST	187,000	+1,000	0	+2,000
Aluminium Ingot ADC12, Exw-Chennai	Automobile OEM Approved	Exw-Chennai	07 Aug 17.22 IST	218,000	-1,000	-1,000	NA
	Non-OEM	Ex-Works	14 Aug 17.14 IST	209,000	-2,000	-5,500	NA
Aluminium Tense Scrap, Exy-Chennai	Solid (Loose)	Ex-Yard	16 Aug 16.48 IST	176,000	+1,000	-4,000	NA

Aluminium (Global)

Particular/Delivery	Size/Grade	Delivery	As On	Price	Change	1M	3M
Global prices (in USD/MT)							
Aluminium Extrusion Scrap, CFR Nhava Sheva, Middle East	6063 (Briquetted)	-	13 Aug 17.31 IST	\$2,270	+20	-190	-270
Aluminium Taint Tabor Scrap, CFR Nhava Sheva, Middle East	Briquetted, Clean	-	13 Aug 17.31 IST	\$2,050	+30	-130	-180
Aluminium Taint Tabor, CFR Nahva Sheva, UK	Cut and sheared 9-10% attachment	-	13 Aug 17.31 IST	\$1,730	0	-110	-150
Aluminium Taint Tabor, CFR Nahva Sheva, US	HRB, Attachment 3%	-	13 Aug 17.31 IST	\$1,870	+10	-110	-170
Aluminium Talk Scrap, CFR Nhava Sheva, Middle East	Solid (Clean)	-	13 Aug 17.31 IST	\$4,470	+10	-510	-1,010
Aluminium Talk, CFR Nahva Sheva, US	Solid (Clean)	-	13 Aug 17.31 IST	\$4,690	+70	-500	-1,080
Aluminium Tense Scrap, CFR Nhava Sheva, Middle East	Attachments 8-9%, Mix	-	13 Aug 17.31 IST	\$1,730	+30	-140	-190
Aluminium Tense, CFR Nahva Sheva, US	Attachments 6-7%	-	13 Aug 17.31 IST	\$1,780	-30	-150	-180
Aluminium Wheel Scrap, CFR Nahva Sheva, UK	Solid (Loose)	-	13 Aug 17.31 IST	\$2,230	+20	-120	-250
Aluminium Zorba 95-5, CFR Nhava Sheva, UK	20 mm, Solid (Shredded)	-	13 Aug 17.31 IST	\$1,950	-10	-90	-220
Silicon Metal, CFR Mundra, China	Grade 553 Si- 98.5%	-	13 Aug 17.31 IST	\$1,740	-20	-160	-240

Copper (India)

Particular/Delivery	Size/Grade	Delivery	As On	Price	Change	1M	3M
Indian prices (in INR/MT)							

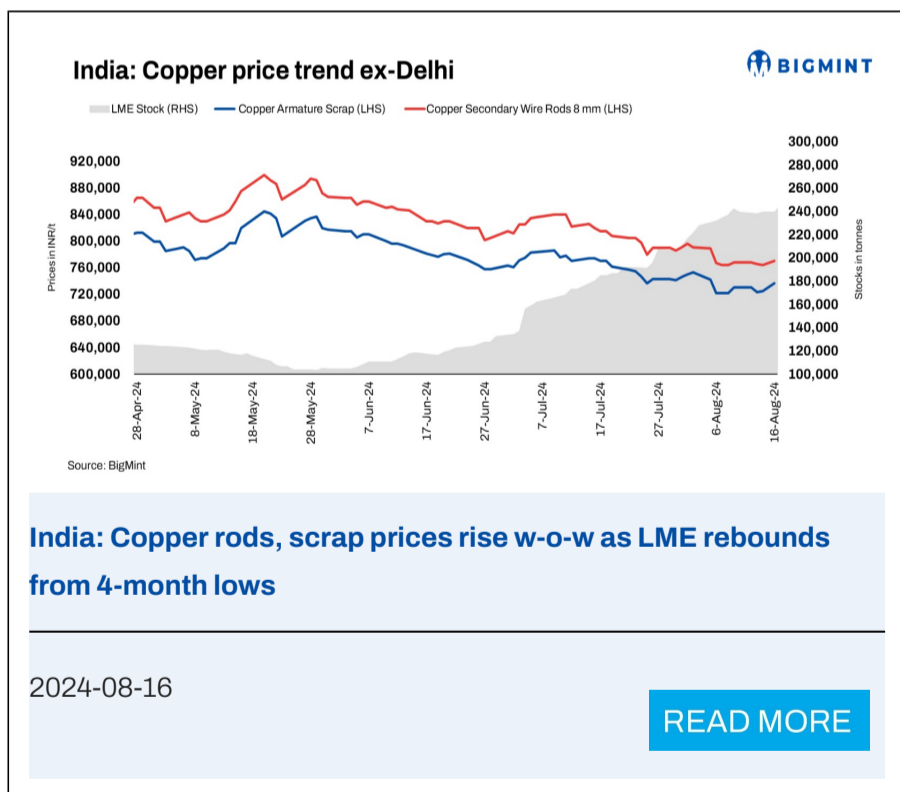
Copper Secondary CC Wire Rods, Exw-Delhi	8 mm, Cu 99% min	Ex-works	16 Aug 17.00 IST	783,000	+ 19,000	- 33,800	- 101,200
Copper Primary CC Wire Rods, Exw-Delhi	8 mm, Cu 99.99%	Ex-works	16 Aug 17.00 IST	815,000	+ 15,000	- 42,000	- 122,000
Copper Armature Scrap, Exy-Delhi	Cu 99%	Ex-Yard	16 Aug 17.00 IST	737,000	+ 12,000	- 32,200	- 92,400
Copper Primary CC Wire Rods (CCR), Exy-Mumbai	8 mm, Cu 99.99%	Ex-Yard	16 Aug 17.00 IST	819,000	+ 10,000	- 40,600	- 119,750
Copper Armature Scrap, Exy-Mumbai	Cu - 98%	DAP	16 Aug 17.00 IST	772,000	+ 5,000	- 29,600	- 85,000
Brass Honey Scrap, Exy-Mumbai	Cu 63% Zn 33%	DAP	16 Aug 17.00 IST	506,000	+ 6,000	- 19,800	- 47,750

Zinc (India)

Particular/Delivery	Size/Grade	Delivery	As On	Price	Change	1M	3M
Indian prices (in INR/MT)							
Zinc Special High Grade Ingot, Exw-Delhi	Ingot, Zn 99.99%	Ex-works	16 Aug 16.37 IST	270,000	+ 6,000	- 8,200	- 11,300
Zinc Special High Grade Ingot, Exy-Mumbai	Ingot, Zn 99.995%	Ex-Yard	16 Aug 16.37 IST	266,000	+ 4,000	- 10,200	- 9,500

Lead (India)

Particular/Delivery	Size/Grade	Delivery	As On	Price	Change	1M	3M
Indian prices (in INR/MT)							
Lead Remelted Ingot, Exw-Delhi	Ingot, Pb 99%	Ex-works	16 Aug 16.38 IST	185,000	0	- 4,200	- 4,000
Lead Primary Ingot, Exw-Delhi	Ingot, Pb 99.99%	Ex-works	16 Aug 16.38 IST	204,000	0	- 5,600	- 5,000
Lead Primary Ingot, Exy-Mumbai	Ingot, Pb 99.99%	Ex-Yard	16 Aug 16.38 IST	192,000	0	- 4,000	- 6,500



Non-ferrous updates: 16-08-2024

Commodity	LME 3M (\$/t)	%Change	LME Stocks (t)	%Change	MCX (INR/t)	%Change	SHFE (RMB/t)	%Change
Aluminium	2,363	+0.60%	8,92,475	-0.42%	2,19,000	+1.16%	19,110	+0.37%
Nickel	16,319	+0.12%	1,14,060	+0.33%	13,64,000	-0.87%	1,28,790	+0.60%
Copper	9,148	+1.57%	3,07,450	+0.01%	7,98,000	+1.66%	72,360	+0.29%
Zinc	2,782	+1.79%	2,60,600	-0.64%	2,62,000	+1.75%	22,875	+0.39%
Lead	2,034	+1.70%	1,98,700	-2.02%	1,87,000	+0.37%	17,495	+0.40%

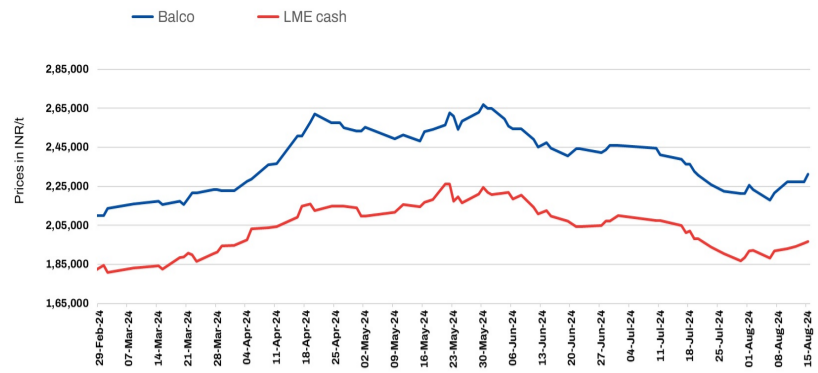
% Change d-o-d basis | Source: LME, MCX, SHFE

LME Base metals prices remain positive, stocks witness mixed movement

2024-08-16

[READ MORE](#)

India: Domestic aluminium ingot P1020 vs LME price trend



Source: Balco | IST 16:00 PM

India: Balco raises aluminium ingot prices by INR 4,000/t (\$48/t)

2024-08-16 16:53:33

[READ MORE](#)

India: BigMint's billet index remains stable d-o-d - 16 Aug

16 Aug 2024

BigMint's billet index remained stable at INR 38,300/t exw-Raipur on 16 August, 2024.

Today, the index remained stable as sluggish market activity and muted buying from participants kept prices largely unchanged. The ongoing holidays contributed to fewer inquiries from buyers, prompting sellers to adopt a wait-and-see approach, maintaining steady offers throughout the day.

In Raipur, rebar prices held steady, with 500 t of trades recorded. Wire rod prices also remained unchanged, with 1,050 t traded d-o-d. Additionally, sponge iron prices in Raipur stayed firm.

The conversion spread from sponge iron (PDRI) to billets for standalone furnaces in the region was recorded at INR 13,900/t.

Rationale -

This index has been derived based on transactions, offers, bids and indicative price data sets. Transactions are considered as T1 and given a weightage of 50% whereas other data sets are considered as T2 and given a weightage of the balance 50%.

• Transactions (T1)

• - One trade at INR 38,300/t were recorded during the 2:30 pm to 5:30 pm BigMint trading window and considered for final price calculation as T1 inputs. The average of these transactions was INR 38,300/t which is given a 50% weightage in the final price calculation.

• **Other price indicators - bids/offers/indicative (T2)** - Nine offers were reported in the trading window and considered as T2 inputs. The average price of these nine was INR 38,293/t and given a 50% weightage in the final price calculation.

The final price of billets exw-Raipur was at INR 38,296/t, rounded off to INR 38,300/t exw.

From BigMint Team - While it would be our earnest endeavour, at BigMint, to bring about transparent and unbiased price index reporting, we would request all our readers and subscribers for their feedback and if they could participate in the reporting of more transactions.

For detailed methodology - [click here](#)

India Domestic Raipur Billet Trade Updates - 16 Aug'24							BIGMINT	
Participant	Industry Type	Trade Type	*Price (INR/t)	Delivery	Time of Deal/Call	Data Set	Outlier	
P1	Seller	Indicative	38,500	FOR	11:36	T2	Yes	
P2	Trader	Offer	38,600	FOR	11:50	T2	Yes	
P3	Trader	Indicative	38,350	EXW	11:58	T2	Yes	
P4	Trader	Offer	38,300	EXW	12:31	T2	Yes	
P5	Seller	Indicative	38,400	EXW	12:57	T2	Yes	
P6	Trader	Offer	38,350	EXW	13:02	T2	Yes	
P7	Seller	Offer	38,200	EXW	13:09	T2	Yes	
P8	Seller	Indicative	38,300	EXW	13:11	T2	Yes	
P9	Trader	Indicative	38,300	EXW	15:09	T2	No	
P10	Trader	Offer	38,300	EXW	15:28	T2	No	
P11	Trader	Indicative	38,300	EXW	15:55	T2	No	
P12	Trader	Offer	38,500	FOR	16:15	T2	Yes	
P13	Seller	Indicative	38,400	FOR	16:44	T2	No	
P14	Buyer	Indicative	38,300	EXW	16:46	T2	No	
P15	Buyer	Offer	38,200	EXW	16:47	T2	No	
P16	Trader	Offer	38,300	FOR	16:58	T2	No	
P17	Trader	Trade	38,300	EXW	17:00	T1	No	
P18	Trader	Indicative	38,250	EXW	17:23	T2	No	

T1 - Trade, T2 - Offer/Bid/Indicative, *Normalized price as per methodology

India Domestic Billet Price Index EXW Raipur

- Credible & Transparent Prices
- Robust Methodology & Rationale
- IOSCO Compliance
- Independent View of the Market
- Enabling Informed Conversations & Negotiations

Global Prices

Global Prices - Region Wise


























Commodity	Particular	Grade/Size	Price	Change	W-O-W	1M	3M
China							
<i>Export</i>							
Billet	FOB China	125*125, BF Grade	NA	NA	NA	NA	NA
TMT (Re-Bar)	FOB China	Commerical	NA	NA	NA	NA	NA
Wire Rod	FOB China	5.5mm	NA	NA	NA	NA	NA
HRC	FOB China	2.5mm	\$480	-15	-15	-30	-60
CRC	FOB China	0.90 mm	\$535	-20	-20	-35	-75
<i>Import</i>							
Iron Ore	CNF China	Lumps Fe 64/63%, South Africa	\$94	-5	-6	-12	-26
Iron Ore	CNF China	Fines Fe 62%, Australia	\$93	-5	-6	-12	-27
Pellets	CNF China	6-20mm, BF Grade	\$119	-4	-4	-8	-17
Coking Coal	CNF China	Premium HCC, Australia	NA	NA	NA	NA	NA
Mill Scale	CNF China	70/68%	NA	NA	NA	NA	NA
FeCr	CNF China	HC 60%	ϕ95.5/lb	0	0	-3	-4
Mn Ore	CNF China	Mn 46% Lumps, Australia	NA	NA	NA	NA	NA
Mn Ore	CNF China	Mn 38%, South Africa	NA	NA	NA	NA	NA
CIS Nations							
<i>Export</i>							
Billet	FOB Black Sea	125*125, BF Grade	\$480	0	-5	-20	-20
Slabs	FOB Black Sea	Commercial	NA	NA	NA	NA	NA
Pig Iron	FOB Black Sea	Steel Grade	\$392	-13	-13	-23	-18
TMT (Re-Bar)	FOB Black Sea	Commercial	NA	NA	NA	NA	NA
HRC	FOB Black Sea	2.5mm	\$515	-15	-15	-30	-47
CRC	FOB Black Sea	0.90mm	\$607	-13	-13	-30	-48
Japan/Korea							
<i>Export</i>							
HRC	FOB Korea	2.5mm	\$520	-30	NA	-30	NA
<i>Import</i>							
FeCr	CNF Japan	HC 60%	ϕ100/lb	0	0	-3	-8












Note:- W-O-W: Week On Week, 1M: Change over last month, 3M: Change over last 3 months, All prices are weekly assessment, Iron Ore are daily assessment

Commodity	Particular	Grade/Size	Price	Change	W-O-W	1M	3M
India							
<i>Export</i>							
Iron Ore	FOB India	Fines, Fe 58/57%	\$54	-1.5	-3	-4.5	-14.5
Billet	FOB India	150*150mm	\$490	0	0	NA	NA
Pig Iron	FOB India	Steel Grade	NA	NA	NA	NA	NA
HRC	FOB India	2.5mm	\$560	0	NA	NA	NA
CRC	FOB India	0.9mm	\$675	0	0	0	-25
SiMn	FOB India	60/14%	\$825	-3	-12.4	-32.4	-278.6
FeMn	FOB India	HC 75%	\$1,000	-4	-4.2	-25.4	-203.4
FeSi	FOB Bhutan	70-75%	\$1,130	0	0	-85	-160
<i>Import</i>							
Iron Ore	CNF India	Lumps Fe 64%, South Africa	NA	NA	NA	NA	NA
Scrap	CNF India	HMS 1&2 ,Middle East	NA	NA	NA	NA	NA
Scrap	CNF India	Shredded, Europe	\$403	-4	-13.2	-12.2	-15.4
Coking Coal	CNF India	Premium HCC, Australia	\$221	0	-9.4	-32	-36.4
Non-Coking Coal	CNF India	RB2 5500 NAR, South Africa	NA	NA	NA	NA	NA
Met Coke	CNF India	62%, China	NA	NA	NA	NA	NA
Pellets	CNF India	6-20mm, BF Grade	NA	NA	NA	NA	NA
Wire Rod	CNF India	5.5mm, China	NA	NA	NA	NA	NA
HRC	CNF India	2.5mm, China	\$520	-15	-15	-25	-50
HRC	CNF India	2.5mm, Korea	\$570	-30	NA	0	NA
CRC	CNF India	0.90mm, China	\$555	-20	-20	-35	-75
HR Plate	CNF India	A 36	NA	NA	NA	NA	NA
Mn Ore	CNF India	Mn 38%, South Africa	NA	NA	NA	NA	NA
Europe & US							
<i>Export</i>							
Pig Iron	FOB Brazil	Steel Grade	\$442	0	0	-3	-8
<i>Import</i>							
Scrap	CFR Turkey	HMS (80:20), US	\$371	-3	-13.4	-19.8	-8.6
HRC	CIF Europe	2.5mm	NA	NA	NA	NA	NA
Middle East & Africa							
<i>Export</i>							
Iron Ore	FoB South Africa	Lumps, Fe 64/63%	NA	NA	NA	NA	NA
Non Coking Coal	FoB South Africa	RB2 5500 NAR	NA	NA	NA	NA	NA
<i>Import</i>							
Billet	CNF Dubai	125*125, China	NA	NA	NA	NA	NA
HRC	CNF Dubai	2.5mm, China	\$527	-13	-13	-25	-56

Note:- W-O-W: Week On Week, 1M: Change over last month, 3M: Change over last 3 months, All prices are weekly assessment, Iron Ore are daily assessment

LIVE TENDERS

COMPANY	TYPE	GRADE	QUANTITY	EXPIRY DATE	LOCATION	VIEW
Aluminium						
Yantra India Limited	Buy	Primary Aluminum Ingot	70 MT	17 Aug, 2024	 Nagpur, Maharashtra, India	VIEW
Bauxite						
OMC	Sell	Gibbsitic Bauxite	300,000 MT	22 Aug, 2024	 Bhubaneswar, Odisha, India	VIEW
Billet/Ingot/Slab						
RINL	Sell	Bloom	1,358 MT	19 Aug, 2024	 Vishakhapatnam, Andhra Pradesh, India	VIEW
SAIL	Sell	Billet	319 MT	20 Aug, 2024	 Bhilai, Chattisgarh, India	VIEW
Coking						
RINL	Sell	Coke Dust & Sludge	4,536 MT	21 Aug, 2024	 Vishakhapatnam, Andhra Pradesh, India	VIEW
Copper						
SAIL	Sell	Copper Cable Scrap	25 MT	21 Aug, 2024	 Bhilai, Chattisgarh, India	VIEW
Ferro Chrome						
SAIL	Buy	Ferro Chrome	800 MT	20 Aug, 2024	 Bhilai, Chattisgarh, India	VIEW
SAIL	Buy	Ferro Chrome-High Carbon	350 MT	21 Aug, 2024	 Durgapur, West Bengal, India	VIEW
Arcelor Mittal	Buy	Low Carbon Ferro Chrome	200 MT	21 Aug, 2024	 Hazira, Gujarat, India	VIEW
Ferro Manganese						
NMDC	Buy	Ferro Manganese-High Carbon	6,626 MT	22 Aug, 2024	 Jagdalpur, Chattisgarh, India	VIEW
Fines/Lumps						
Karnataka State Minerals Corporation Limited	Sell	Iron Ore Fines	204,000 MT	17 Aug, 2024	 Bellary, Karnataka, India	VIEW
Vedanta Limited	Sell	Iron Ore Lumps	20,000 MT	17 Aug, 2024	 Chitradurga, Karnataka, India	VIEW
SAIL	Sell	Iron Ore Fines Fe:59.50%	38,000 MT	17 Aug, 2024	 Sundargarh, Odisha, India	VIEW
KIOCL	Buy	Fe:63.50% Iron Ore Fines	200,000 MT	03 Sep, 2024	 Bangalore, Karnataka, India	VIEW
Director of Mines & Geology	Services	Iron Ore Blocks	3 Nos	04 Oct, 2024	 Goa, Goa, India	VIEW
OMDC	Sell	Melting Scrap	10,023 MT	20 Aug, 2024	 Keonjhar, Odisha, India	VIEW
Melting Scrap						
HPCLMittalEnergyLimited	Sell	Melting Scrap	1,000 MT	20 Aug, 2024	 Bathinda, Punjab, India	VIEW
NALCO	Sell	Melting Scrap	300 MT	23 Aug, 2024	 Koraput, Odisha, India	VIEW
SAIL	Sell	TMT Bar	630 MT	22 Aug, 2024	 Bhilai, Chattisgarh, India	VIEW
RINL	Sell	Melting Scrap	1,350 MT	17 Aug, 2024	 Vishakhapatnam, Andhra Pradesh, India	VIEW
RINL	Sell	Melting Scrap	2,200 MT	17 Aug, 2024	 Visakhapatnam, Andhra Pradesh, India	VIEW
NMDC	Sell	Melting Scrap	1,258 MT	28 Aug, 2024	 Jagdalpur, Chattisgarh, India	VIEW
RIL	Sell	Melting Scrap	769 MT	29 Aug, 2024	 Kakinada, Andhra Pradesh, India	VIEW
Madhya Pradesh Power Transmission Co Ltd	Sell	Melting Scrap	725 MT	29 Aug, 2024	 Sehore, Madhya Pradesh, India	VIEW
Madhya Pradesh Power Transmission Co Ltd	Sell	Melting Scrap	288 MT	28 Aug, 2024	 Indore, Madhya Pradesh, India	VIEW

COMPANY	TYPE	GRADE	QUANTITY	EXPIRY DATE	LOCATION	VIEW
MSTC	Sell	Melting Scrap	485 MT	28 Aug, 2024	 Sri Ganganagar, Rajasthan, India	VIEW
Non Coking						
Minas de Benga Lda	Services	Non Coking Coal	1 Nos	16 Sep, 2024	 Maputo, Mozambique	VIEW
ODISHA COAL AND POWER LIMITED	Sell	Non Coking Coal G14	3,000,000 MT	23 Aug, 2024	 Sundargarh, Odisha, India	VIEW
Pig Iron						
NALCO	Buy	Pig Iron	1,600 MT	24 Aug, 2024	 Bhubaneswar, Odisha, India	VIEW
NMDC	Sell	Pig Iron	35,000 MT	20 Aug, 2024	 Jagdalpur, Chattisgarh, India	VIEW
Pooled Iron						
RINL	Sell	Pooled Iron	500 MT	17 Aug, 2024	 Visakhapatnam, Andhra Pradesh, India	VIEW
Silico Manganese						
SAIL	Buy	Silico Manganese	20,500 MT	19 Aug, 2024	 Bhilai, Chattisgarh, India	VIEW
SAIL	Buy	Silico Manganese & Ferro Manganese	67,375 MT	19 Aug, 2024	 Durgapur, West Bengal, India	VIEW
Stainless Steel						
BHEL	Buy	Stainless Steel Plates	148 MT	20 Aug, 2024	 Haridwar, Uttarakhand, India	VIEW
Used Plants And Machines						
AssamIndustrialDevelopmentCorporationLimited	Sell	Used Plant & Machines	1 Nos	20 Sep, 2024	 Guwahati, Assam, India	VIEW
TATA Steel	Sell	Used Plant & Machines	1 Nos	20 Aug, 2024	 Jamshedpur, Jharkhand, India	VIEW

[View All](#)



Formerly SteelMint / CoalMint

Contact:

info@bigmint.co

+91 97700 56666

Disclaimer: BigMint has taken due care and caution in compilation of content. Information is just for reference not intended for trading purpose or to address your particular requirement. The content includes facts, views and opinions are of individuals and not that of the BigMint management. We and our content licensors do not guarantee or warrant the accuracy, completeness or timeliness of, or otherwise endorse these views, and opinions. BigMint and its affiliates, or their employees, directors or agents shall not be liable or responsible for any loss or costs or any action whatsoever arising out of use or relying on the spot prices disseminated.