



**BIGMINT**

Formerly SteelMint / CoalMint

Issue 1265,

# Daily Steel Report

## HIGHLIGHTS

20 Aug 2024, Tue

[Intel & Insights](#)

---

[Snap Shot - Global Prices \(USD/MT\)](#)

---

[Snap Shot - Indian Domestic Prices \(INR/MT\)](#)

---

[Iron Ore](#)

---

[Coal](#)

---

[Scrap & Metallica](#)

---

[Steel](#)

---

[Ferro Alloy](#)

---

[Non Ferrous](#)

---

[India Domestic Billet Index](#)

---

[Global Prices - Region Wise](#)

---

[Live Tenders](#)

---

## INDIA

### Iron Ore

India: OMC cuts base price by upto INR 350/t for upcoming iron ore auction [READ MORE >](#)

India: Odisha iron ore fines index falls as market awaits OMC auction outcome [READ MORE >](#)

BigMint's Daily Trade Sheet - 16 Aug'24 [READ MORE >](#)

India: Over 110,000 t of iron ore fetches bids in NMDC's Chhattisgarh auction [READ MORE >](#)

India: Nearly 90,000 t of iron ore to be auctioned from Karnataka [READ MORE >](#)

### Scrap & Metallics

Weekly round up: Global ferrous scrap prices decline on weakening steel demand [READ MORE >](#)

India: Mill scale prices remain stable in major markets [READ MORE >](#)

### Steel

Weekly round-up: Semi-finished steel prices show uptick on moderate demand [READ MORE >](#)

India: ERW patra pipe prices inch down w-o-w in Punjab [READ MORE >](#)

India: Trade-level HRC prices remain rangebound ahead of upcoming holidays [READ MORE >](#)

Weekly round up: Global billet market witnesses subdued sentiments [READ MORE >](#)

### Ferro Alloy

India: OMC to auction 54,800 t of chrome ore with marginal base price reduction [READ MORE >](#)

India: Imported manganese ore prices plunge as global miners slash offers [READ MORE >](#)

Weekly round-up: Ferro alloys prices show mixed trends amid cautious market sentiment [READ MORE >](#)

India: SAIL-RSP floats ferro chrome purchase tender [READ MORE >](#)

### Non Ferrous

Weekly round-up: Domestic base metals markets mirror global trends; copper gains on supply concerns [READ MORE >](#)

India: NALCO raises primary aluminium ingot prices by INR 3,300/t (\$39/t) [READ MORE >](#)

### Ship Breaking

India: Melting scrap prices increase by INR 500/t d-o-d in Alang [READ MORE >](#)

## CHINA

China: Iron ore spot prices fall by \$1/t d-o-d [READ MORE >](#)

China weekly: Steel prices edge down w-o-w on weak domestic demand [READ MORE >](#)

India's steel exports hit 8-month low in Jul'24. Short term looks challenging [READ MORE >](#)

## SOUTH ASIA

India: Sponge iron export offers to Nepal, Bangladesh fall \$15-21/t w-o-w [READ MORE >](#)

Nepal: Rebar offers remain rangebound amid low domestic demand [READ MORE >](#)

## AMERICAS

US: Ferrous scrap market faces downturn amid weak demand, maintenance breaks [READ MORE >](#)

# China weekly: Steel prices edge down w-o-w on weak domestic demand

Aug 17, 2024 13:28

SHFE steel futures continue decline China's crude steel production down 9% in July Shagang Steel reduces long steel prices Chinese steel prices continued their decline this week. Key products such as hot-rolled coil (HRC) and rebar saw

further declines reflecting the downturn on Shanghai Futures Exchange contracts. This weakening of demand is also evident in the reduction in prices of raw materials, including billets, coal, and iron ore. The average daily crude steel output

*Continued*

## SNAP SHOT - GLOBAL PRICES (USD/MT)

Commodity	Particular	Size, Grade	As on	Price	Change	1M	3M
Iron Ore Fines <sup>1</sup>	China Imports	Fines, Fe 62%	16 Aug   11.15 IST	\$93	-5	-12	-27
Iron Ore <sup>1</sup>	Indian Imports	Lumps, Fe 64%	14 Aug   12.54 IST	\$110	-3	-11	-19
Pellets (Brazil) <sup>2</sup>	China Imports	6-20 mm, Fe 65%	14 Aug   12.55 IST	\$119	-4	-8	-17
Pellets (India) <sup>2</sup>	China Imports	6-20 mm, Fe 63%	16 Aug   18.20 IST	\$100	-4	-10	-24
Coking <sup>2</sup>	Australia Exports	Premium HCC	16 Aug   12.08 IST	\$205	-1	-31	-33.8
Non Coking <sup>2</sup>	India Imports	RB2, S.Africa	16 Aug   13.15 IST	\$111	0	+1.8	-0.2
Graphite Electrode <sup>2</sup>	China Exports	600mm, UHP	08 Aug   18.10 IST	16,050 RMB/t	0	-100	-1,800
Scrap <sup>2</sup>	India Imports	Shredded	16 Aug   18.44 IST	\$403	-4	-12.2	-15.4
Scrap <sup>2</sup>	Turkey Imports	HMS 80:20	16 Aug   18.44 IST	\$371	-3	-19.8	-8.6
Scrap <sup>2</sup>	Pakistan Imports	Shredded	16 Aug   18.44 IST	\$403	-7	-26.33	-14.6
Scrap <sup>2</sup>	Bangladesh Imports	Shredded	16 Aug   18.44 IST	\$416	-4	-9.75	-5.6
Scrap (Ship Breaking) <sup>2</sup>	India Imports	Containers	13 Aug   11.14 IST	\$510	-20	-20	-40
Billet <sup>2</sup>	India Exports	150*150, 3SP/4SP	16 Aug   18.30 IST	\$490	0	NA	NA
Billet <sup>2</sup>	Russia Exports	130*130, 3SP	16 Aug   18.30 IST	\$480	0	-20	-20
Billet <sup>2</sup>	Iran Exports	130*130, 3SP	16 Aug   18.30 IST	\$472	+2	-6	-6
Billet <sup>2</sup>	Philippines Import	150*150, 3SP	16 Aug   18.29 IST	\$480	0	-14	-45
Sponge Iron <sup>2</sup>	India Exports	-	-	-	-	-	-
Pig Iron <sup>2</sup>	Russia Exports	Steel Grade	17 Aug   13.01 IST	\$392	0	-18	-20
HRC <sup>2</sup>	China Exports	3-12mm, SS400	13 Aug   18.46 IST	\$480	-15	-30	-60
Wire Rod <sup>2</sup>	Nepal Import	5.5-6.0mm, Commercial Grade	17 Aug   13.17 IST	\$530	0	-8	-62
HRC <sup>2</sup>	India Exports	2.5 mm, SAE1006	23 Apr   18.30 IST	\$560	0	-15	-40
HRC <sup>2</sup>	South Korea Exports	1.6-2.5mm, SAE 1006	13 Aug   18.46 IST	\$520	-30	-30	NA
HRC (China) <sup>2</sup>	Vietnam Imports	2-3mm, SAE 1006	06 Aug   18.29 IST	\$510	-10	-20	-55
HRC (China) <sup>2</sup>	Dubai Imports	2-3mm, SAE 1006	06 Aug   18.29 IST	\$510	-10	-20	-55
CRC <sup>2</sup>	India Exports	0.9 mm, IS 513 Gr.O	14 Aug   18.03 IST	\$675	0	0	-25
CRC <sup>2</sup>	China Exports	0.90mm, SPCC	14 Aug   18.03 IST	\$535	-20	-35	-75
HR Plate <sup>2</sup>	China Exports	5-10mm, SS 400	14 Aug   18.05 IST	\$500	-25	-30	-55
GP <sup>2</sup>	China Exports	DX51D+z80, Width 1,000-1,500 mm, thickness 0.5-2mm	14 Aug   18.08 IST	\$590	-25	-35	-70
Silico Manganese <sup>2</sup>	India Exports	25-150 mm, HC 65-16	16 Aug   18.42 IST	\$963	0	-33	-244
Ferro Chrome <sup>2</sup>	China Import	10-150mm, HC 60%	14 Aug   10.22 IST	¢95.5 /lb	0	-3	-4
Manganese Ore <sup>2</sup>	India Imports	Lumps, Mn 37%,	17 Aug   10.42 IST	\$4 /dmtu	-0.3	-0.9	-2.45
Ferro Manganese <sup>2</sup>	India Exports	25-150 mm, HC 75%	16 Aug   18.45 IST	\$1,000	-4	-25.4	-203.4
Ferro Silicon <sup>2</sup>	Bhutan Exports	10-50 mm, FeSi 70%	12 Aug   18.40 IST	\$1,130	0	-85	-160

1-Daily Assessment, 2-Weekly Assessment, 3-Monthly Assessment, W-O-W: Week On Week, 1M: Change over last month, 3M: Change over last 3 months

# India: Odisha iron ore fines index falls as market awaits OMC auction outcome

Aug 17, 2024 15:41

Buyers remain cautious about raw material purchases. Falling pellet, sponge prices may weigh on iron ore offers. Raw material prices in the Odisha region experienced a slight decline this week. Steelmakers have been cautious with their purchases,

awaiting the outcome of the OMC iron ore auction. The market is expected to gain clarity on raw material prices following the auction, as it faced pressure from falling sponge and finished steel prices. BigMint's Odisha ir

*Continued*

## SNAP SHOT - INDIAN DOMESTIC PRICES (INR/MT)

Commodity	Particular	Size, Grade	As on	Price	Change	1M	3M
Fines/lumps <sup>2</sup>	Iron Ore Index	5-18 mm, Fe 63%, DR Grade	17 Aug   14.41 IST	5,750	-50	-300	-1,650
Fines/lumps <sup>2</sup>	Iron Ore Index	0-10 mm, Fe 63%	17 Aug   14.41 IST	4,600	-50	+100	-1,300
Iron Ore <sup>3</sup>	NMDC	6-40 mm, Fe 65.5%	07 Aug   11.13 IST	5,350	NA	NA	-1,100
Iron Ore <sup>3</sup>	NMDC	0-10 mm, Fe 64%	07 Aug   11.05 IST	4,610	NA	NA	-1,000
Pellets <sup>2</sup>	Raipur	6-20 mm, Fe 63%,	16 Aug   18.42 IST	9,100	0	-150	-1,600
Pellets <sup>2</sup>	Bellary	6-20 mm, Fe 63%	16 Aug   18.42 IST	9,500	-100	-300	-1,050
Met Coke <sup>2</sup>	Ex-India (East)	25-90 mm, Blast Furnace-grade	14 Aug   17.16 IST	34,800	0	0	-700
Graphite Electrode <sup>3</sup>	Ex-India	600mm, UHP	24 Jun   19.11 IST	325,000	0	0	0
Mill Scale <sup>2</sup>	FoR-Kandla	Fines, Fe 70/68%	17 Aug   13.57 IST	6,650	0	-75	-850
Hms <sup>1</sup>	Ex-Mumbai	HMS	17 Aug   13.32 IST	33,000	0	-300	-3,500
Hms <sup>1</sup>	Ex-Alang	HMS	17 Aug   13.32 IST	34,000	+500	-1,200	-4,500
Pig Iron <sup>1</sup>	Ex-Durgapur	Steel Grade	17 Aug   13.31 IST	37,000	+200	-950	-4,800
Pig Iron <sup>1</sup>	Ex-Ludhiana, Foundary	Foundry Grade	17 Aug   13.17 IST	44,000	0	+1,000	-1,800
Sponge Pellet <sup>1</sup>	Ex-Raipur	Lumps, FeM 80%, +/-1	17 Aug   13.37 IST	24,650	+250	-900	-4,050
Billet <sup>1</sup>	Ex-Mumbai	100x100mm, IS 2831	17 Aug   13.34 IST	41,000	+100	-300	-5,600
Billet <sup>1</sup>	Ex-Raipur	100x100mm, IS 2831	17 Aug   13.34 IST	38,550	+250	-500	-5,700
TMT (Re-Bar) Secondary mills <sup>1</sup>	Ex-Mumbai	12-25mm, IF Route, Fe 500, IS 1786	17 Aug   13.37 IST	45,100	0	-1,400	-7,700
TMT (Re-Bar) Secondary mills <sup>1</sup>	Ex-Delhi/NCR	12-25mm, IF Route, Fe 500, IS 1786	17 Aug   13.37 IST	45,700	+200	-900	-4,800
TMT (Re-Bar) <sup>2</sup>	Ex-Mumbai	12-32mm, BF Route, IS 1786 Fe 500D	16 Aug   17.32 IST	49,900	-400	-2,400	-8,500
Structure <sup>1</sup>	Ex-Mumbai	40x40 Angle, IF Route, IS 2062/2011 E-250 Gr A	17 Aug   10.30 IST	48,500	0	+200	-4,900
Wire Rod <sup>1</sup>	Ex-Raipur	5.5 mm, SWRY 14 LC Gr 3, Induction route	17 Aug   13.30 IST	42,700	+400	-600	-5,100
HRC <sup>2</sup>	Ex-Delhi	2.5-8mm / CTL, IS2062, Gr E250 Br.	16 Aug   18.12 IST	50,400	-100	-1,900	-4,200
HRC <sup>2</sup>	Ex-Mumbai	2.5-8mm / CTL, IS2062, Gr E250 Br.	16 Aug   18.12 IST	50,300	-100	-1,800	-3,900
CRC <sup>2</sup>	Ex-Delhi	0.90mm / CTL, IS 513, CR1	16 Aug   18.19 IST	58,000	+200	-2,800	-2,900
CRC <sup>2</sup>	Ex-Mumbai	0.90mm / CTL, IS 513, CR1	16 Aug   18.19 IST	57,400	-100	-2,350	-3,450
HR Plate <sup>2</sup>	Ex-Mumbai	5-10mm, Gr E250 Br.	14 Aug   18.18 IST	51,000	-500	-2,600	-4,000
GP <sup>2</sup>	Ex-Mumbai	0.8mm / CTL, 120 GSM, IS277	14 Aug   18.32 IST	61,200	-1,200	-2,100	-3,700
Silico Manganese <sup>2</sup>	Ex-Raipur	25-150 mm, HC 60-14	16 Aug   18.50 IST	68,900	-400	-740	-17,120
Ferro Manganese <sup>2</sup>	Ex-Raipur	25-150 mm, HC 70%	16 Aug   18.41 IST	75,000	-500	-3,020	-14,480
Ferro Chrome <sup>2</sup>	Ex-Jajpur	10-150mm, HC 60%, Si- 4%	16 Aug   18.34 IST	103,100	0	-5,600	-3,300
Manganese Ore <sup>2</sup>	Ex Balaghat, MOIL	Lumps, Mn 37%, Fe 7.5%	01 Aug   13.27 IST	15,146	-5,601	-5,601	NA
Chrome Ore <sup>2</sup>	Ex-Odisha OMC, E-auction	Lumps, Friable 48-50%	20 Jul   12.17 IST	24,145	-641	-641	NA

\*Basic Price GST @ 18% extra

1-Daily Assessment, 2-Weekly Assessment, 3-Monthly Assessment, W-O-W: Week On Week, 1M: Change over last month, 3M: Change over last 3 months

# Iron Ore

## Iron Ore (India)

Particular/Delivery	Size/Grade	Delivery	As On	Price	Change	1M	3M
Indian prices (in INR/MT)							
Odisha Iron Ore Index	5-18 mm, Fe 63%, DR Grade	Ex-mines	17 Aug   14.41 IST	5,750	-50	-300	-1,650
	10-30mm, Fe 63%, BF Grade	Ex-mines	17 Aug   14.41 IST	5,050	0	-150	-1,700
	0-10 mm, Fe 63%	Ex-mines	17 Aug   14.41 IST	4,600	-50	+100	-1,300
	0-10mm, Fe 60%	Ex-mines	17 Aug   14.41 IST	3,750	-100	-50	-1,250
	0-5mm, Fe 57%	Ex-mines	14 Aug   17.32 IST	2,650	-50	-100	-950
	5-18 mm, Lumps, Fe 60%	Ex-mines	17 Aug   14.41 IST	5,000	-100	-200	-1,600
	10-30 mm, lumps, Fe 60%	Ex-mines	17 Aug   14.41 IST	4,500	-100	-200	-1,450
	0-10mm, Fe 62%	Ex-mines	17 Aug   14.41 IST	4,300	-150	0	-1,100
OMC Daitari	0 -5 mm, Fe 62-64%	Ex-Mines	20 Jul   18.53 IST	4,800	-950	-950	-500
	10-40 mm, Fe 62%	Ex-Mines	20 Jul   12.41 IST	5,060	-700	-700	-940
OMC Kurmitar (Koira)	0 -5 mm, Fe 62-60%	Ex-Mines	20 Jul   12.41 IST	4,100	0	0	-500
	10-40 mm, Fe 62%	Ex-Mines	20 Jul   12.41 IST	5,000	-550	-550	-1,200
OMC Gandhamardan	0 -5 mm, Fe 62-60%	Ex-Mines	20 Jul   12.41 IST	4,250	+200	+200	-300
	10-40 mm, Fe 62%	Ex-Mines	20 Jul   12.41 IST	4,700	-250	-250	-1,300
OMC Guali	Fines -5 mm, Fe 60-62%	Ex-mines	20 Jul   12.41 IST	4,400	-150	-150	-700
	5-18 mm, Fe 62%	Ex-mines	20 Jul   12.41 IST	5,255	-350	-350	-795
OMC Jilling	5-18 mm, Fe 62%	Ex-mines	20 Jul   12.41 IST	5,850	-300	-300	-1,850
	Fines -5 mm, Fe 60-62%	Ex-mines	20 Jul   12.41 IST	4,500	-150	-150	-850
NMDC, Chhattisgarh	0 -10 mm, Fe 64%	F.O.R Siding	07 Aug   11.05 IST	4,610	NA	NA	-1,000
	10-40 mm, Fe 67%, DR CLO	F.O.R Siding	07 Aug   11.05 IST	6,420	NA	NA	-1,100
	10-150 mm, Fe 65.5%	F.O.R Siding	07 Aug   11.05 IST	5,320	NA	NA	-1,130
	6-40 mm, Fe 65.5%	F.O.R Siding	07 Aug   11.13 IST	5,350	NA	NA	-1,100
Chandrapur, Maharashtra	0-10mm, Fe 63%	FoR Ballarshah	16 Aug   16.34 IST	6,100	0	0	0
Ex-Bellary	0-10 mm, Fe 62%	Ex-Mines	14 Aug   16.58 IST	4,500	0	-650	-1,200
	0-10 mm, Fe 57%	Ex-Mines	14 Aug   16.58 IST	2,700	0	-450	-600
Karnataka e-auction	Lumps 10-20mm, Fe 63%	Ex-Mines	31 Jul   13.59 IST	4,300	-400	-400	-550
	Fines 0 -5 mm, Fe 60%	Ex-Mines	31 Jul   13.59 IST	3,200	-500	-500	-500

## Pellets (India)

Indian prices (in INR/MT)							
Ex-Barbil	6-20 mm, Fe 63%, (+/- 0.5%)	FOR Siding	16 Aug   18.42 IST	7,100	-100	-400	-1,850
Ex-Durgapur	6-20 mm, Fe 63%, (+/- 0.5%)	Ex-Works	16 Aug   18.42 IST	7,850	-50	-550	-2,050
Ex-Jamshedpur	6-20 mm, Fe 63%	Ex-Works	06 Aug   18.55 IST	8,050	-50	-100	-1,350
Ex-Jharsugda	6-20 mm, Fe 63%, (+/- 0.5%)	Ex-Works	16 Aug   18.42 IST	7,800	0	-200	-1,800
Ex-Raipur	6-20 mm, Fe 63%, (+/- 0.5%)	Ex-Works	16 Aug   18.42 IST	9,100	0	-150	-1,600
Ex-Kandla	6-20 mm, Fe 64/63%	DAP	16 Aug   18.42 IST	9,900	-400	-1,100	-2,300
Ex-Bellary	6-20 mm, Fe 63%	Ex-Works	16 Aug   18.42 IST	9,500	-100	-300	-1,050

Weekly Assessment, GST @ 5% extra., Barbil and Kandla - Prices Loaded to Wagons

## Concentrates (India)

Indian prices (in INR/MT)							
Ex-Jabalpur	-45 micron, Fe 63%	Ex-works	17 Aug   14.02 IST	4,000	0	-200	-700

## Iron Ore (Global)

Global prices (in USD/MT)							
CNF China	Fines, Fe 61.5% (Australia Origin)	-	16 Aug   11.15 IST	\$91	-5	-12	-27
CNF China	Fines, Fe 62% (Australia Origin)	-	16 Aug   11.15 IST	\$93	-5	-12	-27
CNF China	Fines, Fe 62.5% (Brazil Origin)	-	16 Aug   12.46 IST	\$95	-6	-13	-27
CNF China	Fines, Fines 63/62% (India origin)	-	16 Aug   12.46 IST	\$88	-3	-7	-17
CNF China	Lumps, Fe 64/63% (South Africa Origin)	-	16 Aug   12.46 IST	\$94	-5	-12	-26
CNF China	Lumps, USD/dmtu	-	16 Aug   11.15 IST	\$0.169	-0.001	-0.031	+0.038
CNF China	Fines, Fe 55% (India Origin)	-	14 Aug   17.11 IST	\$61.5	-1.5	-5	-16

<b>CNF China</b>	Fines, Fe 56% (India Origin)	-	14 Aug   17.11 IST	\$64.5	-1.5	-5	-16
<b>CNF China</b>	Fines, Fe 57% (India origin)	-	14 Aug   17.11 IST	\$67.5	-1.5	-5	-16
<b>CNF India</b>	Lumps, Fe 64% (South Africa origin)	-	14 Aug   12.54 IST	\$110	-3	-11	-19
<b>FOB India</b>	Fines, Fe 57% (India origin)	-	14 Aug   17.05 IST	\$54	-1.5	-4.5	-14.5

Prices on DMT basis (Daily Assessment), India- Single Port Loading, FOB prices including demurrage, June to November: Moisture@ 10%, December to May: Moisture@ 8%, Or, actual moisture as per cargo certificate submitted by shipper to be adjusted

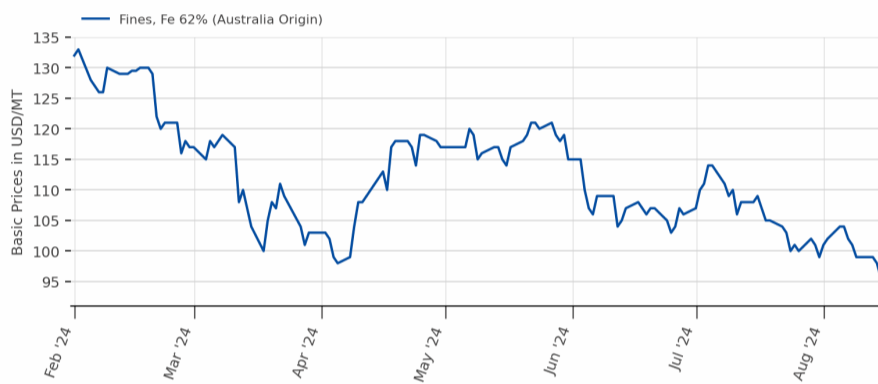
## Pellets (Global)

Global prices (in USD/MT)

<b>CNF China</b>	6-20 mm, Fe 63% (India Origin)	-	16 Aug   18.20 IST	\$100	-4	-10	-24
	6-20 mm, Fe 65% (Brazil Origin)	-	14 Aug   12.55 IST	\$119	-4	-8	-17
<b>FOB India</b>	6-20 mm, Fe 63%	-	16 Aug   18.21 IST	\$87	-3.5	-10	-22
<b>CNF China</b>	5-20mm, Fe 63%	-	16 Aug   11.44 IST	\$7.5	+0.4	+0.5	+3.7
	6-20mm	-	16 Aug   11.44 IST	\$17	+0.4	+0.7	+5.45

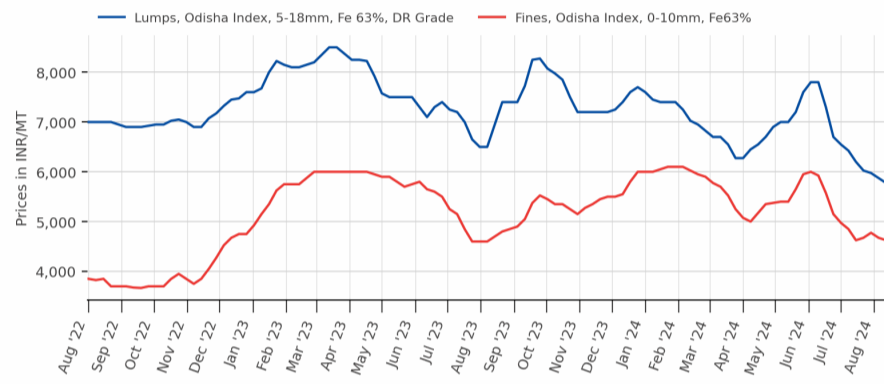
Note:- W-O-W: Week On Week, 1M: Change over last month, 3M: Change over last 3 months

### Iron Ore Fines, CNF Rizhao China



Source:BigMint

### Odisha Iron Ore Price Index (Lumps & Fines)



Source:BigMint



# Iron Ore News

**Summary of OMC iron ore e-auction**

■ Fines ■ Lumps

Allocated quantity in tonnes (t)

Source: BigMint

**India: OMC cuts base price by upto INR 350/t for upcoming iron ore auction**

2024-08-17

[READ MORE](#)

**Fe 62% Australian iron ore fines**

Iron ore fines Fe 62% \$91.90/dmt (0.85)  
CFR China 16 Aug'24

Prices in \$/t CFR China

Source: BigMint

**China: Iron ore spot prices fall by \$1/t d-o-d**

2024-08-17

[READ MORE](#)

**NMDC's iron ore Mines location**

Donimalai Iron ore mine  
Kumaraswamy Iron ore mine  
Pellet Plant  
Bacheli complex  
Kirandul complex

Source: BigMint

**India: Over 110,000 t of iron ore fetches bids in NMDC's Chhattisgarh auction**

2024-08-17

[READ MORE](#)

**Karnataka miner-wise iron ore e-auction sales in Jul'24**

0.8 mnt  
Total Karnataka iron ore e-auction sales in Jul'24

SKMEPL 1%  
SMIORE 5%  
Vedanta 4%  
KSMCL 3%  
NMDC 87%

Source: BigMint

**India: Nearly 90,000 t of iron ore to be auctioned from Karnataka**

2024-08-17

[READ MORE](#)

**Bellary Pellet Prices v/s Traded Volumes**

■ Quantity booked ■ Pellet prices

Booked quantity in t

EXW-Prices in INR/t

Source: BigMint

**India: Pellet prices fall by INR 100/t in Karnataka on sluggish demand**

2024-08-16

[READ MORE](#)

**Kandla Pellet Prices**

Prices in INR/t

Source: BigMint

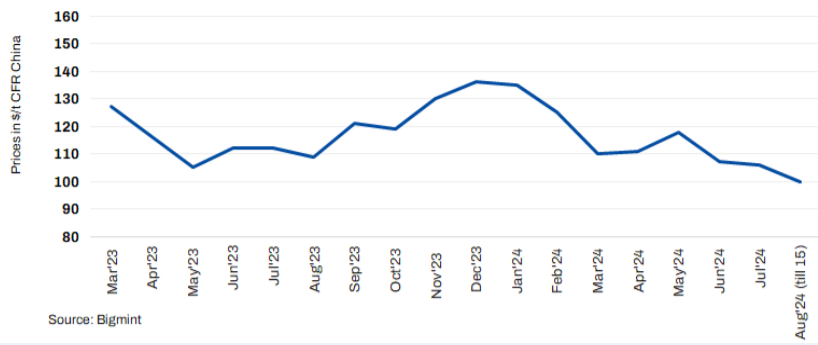
**India: Jindal SAW cuts pellet offers by INR 400/t (\$5/t)**

2024-08-16

[READ MORE](#)

Fe 62% Australian iron ore fines

Iron ore fines Fe 62% \$92.75/dmt (5.5)  
CFR China 15 Aug'24



China: Iron ore spot prices drop sharply amid weak downstream demand

2024-08-16

READ MORE



KIOCL Limited

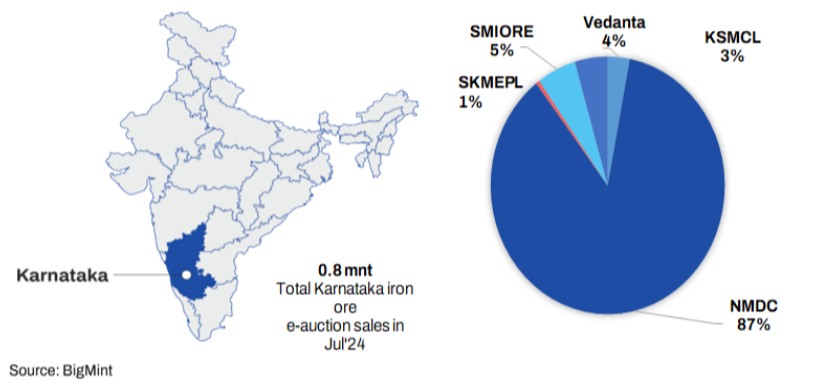
Kudremukh Iron Ore Limited

India: KIOCL invites tender for supply of 200,000 t of iron ore fines

2024-08-16

READ MORE

Karnataka miner-wise iron ore e-auction sales in Jul'24



India: Vedanta set to auction 20,000 t of iron ore lumps from Karnataka

2024-08-16

READ MORE



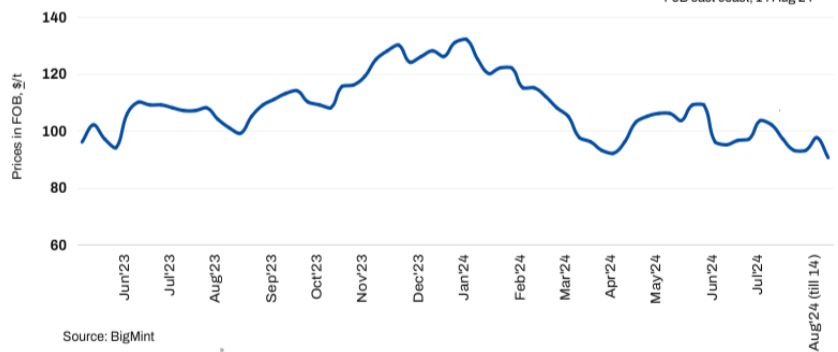
India: OMDC to auction over 10,000 t of iron ore from Odisha

2024-08-16

READ MORE

BigMint pellet export index price

Indian Pellet Export- \$90.5/t (7), 63% Fe @ 3.5% Al, FoB east coast, 14 Aug'24

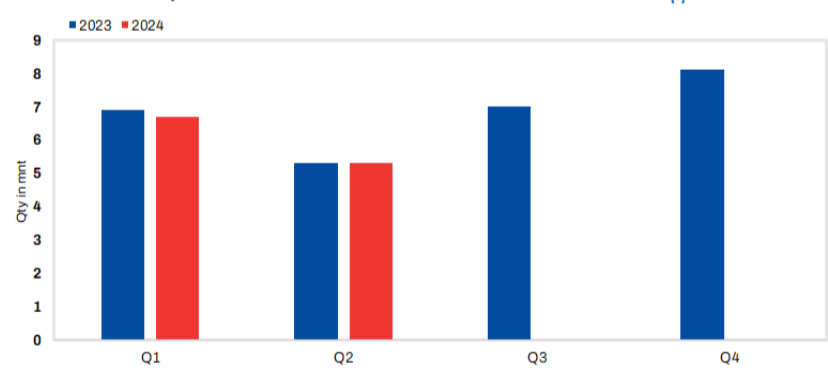


India: BigMint's pellet export index sharply falls by \$7/t w-o-w amid absence of trades

2024-08-14

READ MORE

LKAB iron ore production



Sweden: LKAB's pellet output remains stable y-o-y in Q2CY'24

2024-08-14

READ MORE



# Coal

## Non Coking (India)

Particular/Delivery	Size/Grade	Delivery	As On	Price	Change	1M	3M
Indian prices (in INR/MT)							
Ex-Gangavaram	RB2 (5500 NAR), S.Africa	Ex-Port	16 Aug   16.41 IST	9,650	0	0	- 300
	RB3 (4800 NAR), South Africa	Ex-Port	16 Aug   16.41 IST	7,750	0	0	- 550

## Met Coke (India)

Indian prices (in INR/MT)							
Ex-Jajpur	25-90 mm, Blast Furnace-grade	Ex-Yard	14 Aug   17.16 IST	34,800	0	0	- 700
Ex-Gandhidham	25-90 mm, Blast Furnace-grade	Ex-Yard	14 Aug   17.16 IST	32,700	0	- 200	- 800

## Coking (Global)

Global prices (in USD/MT)							
CNF India	0-40mm, HCC 64 Mid Vol, Australia	-	16 Aug   12.03 IST	\$202	- 2	- 22.2	- 21.4
	0-40mm, Premium HCC, Australia	-	16 Aug   12.03 IST	\$221	0	- 32	- 36.4
	Low Vol PCI, Australia	-	16 Aug   12.03 IST	\$192	- 1	- 23	+ 10.2
FOB Australia	0-40mm, Low Vol PCI	-	16 Aug   12.08 IST	\$177	- 1	- 21	+ 13.6
	HCC 64 Mid Vol	-	16 Aug   12.08 IST	\$187	- 2	- 21.2	- 18
	Premium HCC	-	16 Aug   12.08 IST	\$205	- 1	- 31	- 33.8

## Non Coking (Global)

Global prices (in USD/MT)							
CNF India	RB1 (6000 NAR), S.Africa	-	16 Aug   13.15 IST	\$128	0	+ 5.8	+ 4
	RB2 (5500 NAR), S.Africa	-	16 Aug   13.15 IST	\$111	0	+ 1.8	- 0.2
	RB3 (4800 NAR), S.Africa	-	16 Aug   13.15 IST	\$92	0	+ 2.8	- 6.2
FOB South Africa	RB1 (6000 NAR)	-	16 Aug   13.17 IST	\$111	0	+ 5.8	+ 5
	RB2 (5500 NAR)	-	16 Aug   13.17 IST	\$94	0	+ 1.8	+ 0.8
	RB3 (4800 NAR)	-	16 Aug   13.17 IST	\$75	0	+ 2.8	- 5.2

## Met Coke (Global)

Global prices (in USD/MT)							
FOB China	25-90mm, 64% CSR	-	14 Aug   17.49 IST	\$258	- 8	- 21	- 44
CNF India	25-90mm, 64% CSR, China	-	14 Aug   17.50 IST	\$273	- 6	- 22	- 44
	64% CSR, Japan origin	-	14 Aug   17.50 IST	\$358	0	- 2	- 7

Note:- W-O-W: Week On Week, 1M: Change over last month, 3M: Change over last 3 months

# Scrap & Metallic

## Sponge (India)

Region	Particular	Sponge Iron (C-DRI)				Pellet Sponge (P-DRI)			
		Price	Change	W-O-W	1M	Price	Change	W-O-W	1M
Indian prices (in INR/MT) <span style="float: right;">As on 19 Aug 2024</span>									
North India	Mandi Gobindgarh	30,000	+ 200	+ 200	- 200	-	-	-	-
East India	Durgapur	27,000	0	+ 200	- 400	25,300	+ 250	+ 500	0
East India	Rourkela	26,000	0	+ 400	- 50	-	-	-	-
Central India	Raigarh	25,900	+ 200	+ 250	- 1,050	23,900	+ 200	+ 250	- 1,050
Central India	Raipur	28,900	+ 250	+ 500	- 900	24,650	+ 250	+ 350	- 900
South India	Bellary	26,950	- 50	+ 150	- 50	25,800	- 100	+ 200	- 200
Eastern India	Ramgarh	27,000	+ 350	+ 400	- 700	25,100	+ 450	+ 500	- 600
East India	Jharsugda	-	-	-	-	23,500	+ 200	+ 200	- 700
South India	Hyderabad	-	-	-	-	26,500	0	+ 300	- 300

All prices are basic, GST extra.

## Pig Iron (India)

Particular/Delivery	Size/Grade	Delivery	As On	Price	Change	1M	3M
Indian prices (in INR/MT)							
DAP-Ludhiana	Steel Grade	DAP	17 Aug   13.31 IST	40,000	0	- 200	- 3,000
Ex-Bokaro	Steel Grade	Ex-Plant,Bokaro	01 Aug   18.06 IST	35,900	- 1,450	- 1,450	- 1,450
Ex-Burnpur	Steel Grade	Ex-Plant,Burnpur	31 May   16.00 IST	40,500	- 2,500	0	- 2,500
Ex-Durgapur	Steel Grade	Ex-Works	17 Aug   13.31 IST	37,000	+ 200	- 950	- 4,800
		Ex-Plant,Durgapur	24 Jul   11.53 IST	36,700	- 300	- 300	- 6,550
Ex-Rourkela	Steel Grade	Ex-Plant,Rourkela	16 Aug   15.36 IST	35,200	+ 100	- 3,000	- 7,300
Ex-Bhilai	Steel Grade	Ex-Plant,Bhilai	20 Jun   17.45 IST	38,000	- 4,100	0	- 4,100
DAP-Raigarh	Steel Grade	DAP	17 Aug   13.31 IST	36,000	- 150	- 2,450	- 5,500
DAP-Raipur	Steel Grade	DAP	17 Aug   13.31 IST	36,600	+ 100	- 1,600	- 5,400
DAP-Hyderabad	Steel Grade	DAP	17 Aug   13.31 IST	38,300	+ 100	+ 300	- 3,700
DAP-Delhi	Foundry Grade	DAP	17 Aug   13.17 IST	44,000	0	+ 1,000	- 2,800
DAP-Ludhiana	Foundry Grade	DAP	17 Aug   13.17 IST	44,000	0	+ 1,000	- 1,800
Ex-Durgapur	Foundry Grade	Ex-Works	17 Aug   13.17 IST	42,500	0	- 1,000	- 4,000
Ex-Kharagpur	Foundry Grade	Ex-Works	17 Aug   13.17 IST	42,500	0	- 1,000	- 4,000
DAP-Ahmedabad	Foundry Grade	DAP	17 Aug   13.17 IST	45,500	0	- 300	- 1,500
DAP-Kolhapur	Foundry Grade	DAP	17 Aug   13.17 IST	45,800	0	- 200	- 1,200

Indian pig iron price assessment frequency has been increased from weekly to daily basis.

## Re - Rolling Scrap (India)

Indian prices (in INR/MT)							
Ex-Alang	19-22mm(12 ANE), Ship Breaking	Ex-Yard	17 Aug   11.09 IST	41,300	+ 200	- 1,300	- 3,400
	15-18mm(10 ANE), Ship Breaking	Ex-Yard	17 Aug   11.09 IST	41,300	+ 200	- 1,200	- 3,300
	1 Inch, Ship Breaking	Ex-Yard	17 Aug   11.09 IST	41,300	+ 200	- 1,300	- 3,500
	12-14mm(8 ANE), Ship Breaking	Ex-Yard	17 Aug   11.09 IST	40,800	+ 200	- 1,100	- 3,300
	5-10 KG, Ship Breaking	Ex-Yard	17 Aug   11.09 IST	39,800	+ 200	- 1,100	- 3,400
	9-11mm(6 ANE), Ship Breaking	Ex-Yard	17 Aug   11.09 IST	39,300	+ 200	- 1,100	- 3,300
	2-5 KG, Ship Breaking	Ex-Yard	17 Aug   11.09 IST	38,800	+ 200	- 1,100	- 3,300
	6-8mm(4 ANE), Ship Breaking	Ex-Yard	17 Aug   11.09 IST	38,300	+ 200	- 1,100	- 3,300
	1-2 KG, Ship Breaking	Ex-Yard	17 Aug   10.43 IST	35,200	+ 500	- 1,200	- 4,300
	Attachment, Ship Breaking	Ex-Yard	17 Aug   10.43 IST	35,000	+ 500	- 1,200	- 4,300
	HMS(80:20), Ship Breaking	Ex-Yard	17 Aug   10.43 IST	34,000	+ 500	- 1,200	- 4,300

## Melting Scrap (India)

Particular/Delivery	Size/Grade	Delivery	As On	Price	Change	1M	3M
Indian prices (in INR/MT)							
Ex-Ludhiana	CR Busheling (Loose)	DAP	17 Aug   13.32 IST	38,400	+ 500	- 600	- 3,100
	Turning Boring Scrap	DAP	17 Aug   13.32 IST	34,500	+ 300	- 1,200	- 3,900
	End Cutting	DAP	17 Aug   13.32 IST	37,400	+ 600	- 600	- 3,100
	CI Scrap, Mixed Size	DAP	17 Aug   13.32 IST	38,800	0	- 100	- 900
Ex-Mandi	LMS (Light Melting Scrap)	DAP	17 Aug   13.32 IST	32,600	+ 300	- 1,100	- 3,300
	CR Busheling (Loose)	DAP	17 Aug   13.32 IST	38,600	+ 400	- 800	- 3,300
	End Cutting	DAP	17 Aug   13.32 IST	37,300	+ 200	- 1,100	- 3,500
	HMS(80:20)	DAP	17 Aug   13.32 IST	34,800	+ 300	- 1,100	- 3,100
Ex-Durgapur	HMS(80:20)	DAP	17 Aug   13.32 IST	34,500	+ 300	- 500	- 3,500
Ex-Raipur	End Cutting	DAP	17 Aug   13.32 IST	36,000	0	- 1,000	- 4,000
	HMS(80:20)	DAP	17 Aug   13.32 IST	34,000	0	- 1,000	- 4,000
Ex-Ahmedabad	CR Busheling (Bundle)	DAP	17 Aug   13.32 IST	37,800	0	- 700	- 2,700
	HMS(80:20)	DAP	17 Aug   13.32 IST	33,000	+ 200	- 1,000	- 4,300
Ex-Alang	HMS(80:20)	Ex-Yard	17 Aug   13.32 IST	34,000	+ 500	- 1,200	- 4,500
Ex-Jalna	HMS(80:20)	DAP	17 Aug   13.32 IST	32,900	+ 200	- 100	- 4,100
	CR Busheling (Loose)	DAP	17 Aug   13.32 IST	35,900	+ 100	- 100	- 4,100
Ex-Mumbai	HMS(80:20)	DAP	17 Aug   13.32 IST	33,000	0	- 300	- 3,500
Ex-Chennai	CR Busheling (Bundle)	DAP	17 Aug   13.32 IST	35,900	0	- 300	- 2,700
	Turning Boring Scrap	DAP	17 Aug   13.32 IST	30,900	0	+ 100	- 3,500
	HMS(90:10)	DAP	17 Aug   13.32 IST	34,400	+ 100	- 200	- 2,400
	HMS(80:20)	DAP	17 Aug   13.32 IST	31,900	0	+ 100	- 3,500
Ex-Coimbatore	CI Scrap, Mixed Size	DAP	17 Aug   13.32 IST	37,600	0	- 200	- 200
Ex-Hyderabad	HMS(80:20)	DAP	17 Aug   13.32 IST	30,000	0	- 300	- 3,500
	HMS(90:10)	DAP	17 Aug   13.32 IST	31,500	0	- 300	- 3,500
Ex-Bhilai	9-13 Meters, 60 KG	Ex-works	25 Jul   14.36 IST	40,800	- 3,620	- 350	- 700

## Mill Scale (India)

Indian prices (in INR/MT)							
Ex Plant, Raipur	Fines, Fe 70/68%	EXW	17 Aug   13.57 IST	6,950	0	+ 150	- 75
Ex-Kandla	Fines, Fe 70/68%	DAP	17 Aug   13.57 IST	6,650	0	- 75	- 850

## Sponge Iron (Global)

Particular/Delivery	Size/Grade	Delivery	As On	Price	Change	1M	3M
Global prices (in USD/MT)							
CNF Bangladesh	FeM 80% (+/-1), 100% lumps	-	16 Aug   17.15 IST	\$363	- 15	- 2	- 45
CNF Nepal	Mix (70% lumps, 30% fines), FeM 80% (+/-1)	-	16 Aug   17.15 IST	\$343	- 21	- 12	- 67

## Melting Scrap (Global)

Global prices (in USD/MT)							
FOB Europe	HMS 80:20 (Bulk)	-	14 Aug   18.52 IST	\$345	- 15	- 13	- 7
FOB USA	HMS 80:20	-	16 Aug   17.26 IST	\$347	+ 1	- 14.6	- 9.2
	Shredded	-	16 Aug   17.26 IST	\$367	+ 1	- 14.6	- 9.2
CNF Bangladesh	H2 (Bulk, Japan origin)	-	14 Aug   18.45 IST	\$405	+ 1	NA	+ 5
	HMS 80:20 (Bulk, US Origin)	-	14 Aug   18.45 IST	\$403	- 5	NA	+ 1
	HMS 80:20 (Containers, Europe Origin)	-	16 Aug   18.44 IST	\$400	0	- 5	- 5.2
	Shredded (Containers, UK Origin)	-	16 Aug   18.44 IST	\$416	- 4	- 9.75	- 5.6
CNF China	H2	-	16 Aug   11.41 IST	\$333	0	+ 8	- 28.4
	HMS 80:20 (Bulk)	-	16 Aug   11.41 IST	\$357	+ 1	+ 8.8	+ 5.8
	Shredded	-	16 Aug   11.41 IST	\$410	0	0	+ 3
CNF India	HMS 80:20 (Europe Origin, Containers)	-	16 Aug   18.44 IST	\$376	- 4	- 13	- 25.4
	HMS 80:20 (West Africa Origin, Containers)	-	16 Aug   18.44 IST	\$374	- 3	- 14.6	- 25.6
	HMS 80:20 (West Africa Origin, Containers)	-	16 Aug   18.44 IST	\$379	- 3	- 12.4	- 24.8
	Shredded (Europe Origin, Containers)	-	16 Aug   18.44 IST	\$403	- 4	- 12.2	- 15.4
	Shredded (US Origin, Containers)	-	16 Aug   18.44 IST	\$398	- 6	- 12.8	- 16.2
CNF Pakistan	Shredded (Containers, Europe Origin)	-	16 Aug   18.44 IST	\$403	- 7	- 26.33	- 14.6
CNF Taiwan	HMS 80:20 (US Origin, Containers)	-	14 Aug   11.13 IST	\$345	- 3	- 2	- 3
CNF Thailand	HMS 70:30	-	29 Jan   17.41 IST	\$352	+ 2	NA	NA
CNF Turkey	HMS 80:20 (Bulk, US Origin)	-	16 Aug   18.44 IST	\$371	- 3	- 19.8	- 8.6

CNF Vietnam	H2, (Bulk,Japan origin)	-	12 Aug   18.47 IST	\$366	-5	+1	-9
	HMS 80:20 (Bulk, US Origin)	-	12 Aug   18.47 IST	\$375	-7	-8	-10

## Pig Iron (Global)

Particular/Delivery	Size/Grade	Delivery	As On	Price	Change	1M	3M
Global prices (in USD/MT)							
FOB Black Sea	Steel Grade	-	17 Aug   13.01 IST	\$392	0	-18	-20
FOB Brazil	Steel Grade	-	17 Aug   13.01 IST	\$442	0	-3	-8
CNF Italy	Steel Grade	-	17 Aug   14.45 IST	\$439	0	-14	-21

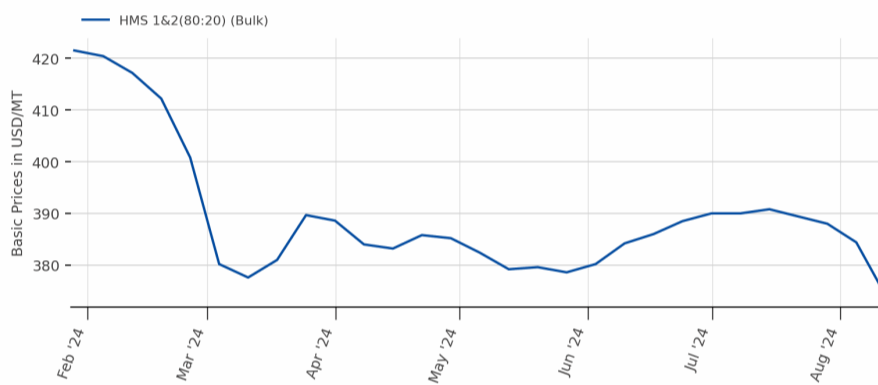
Weekly Assessment,, \*Tender Prices in export

## Ship Breaking (Global)

Global prices (in USD/MT)							
CNF Bangladesh	Containers	-	13 Aug   11.14 IST	\$520	0	-20	-40
	Tanker	-	13 Aug   11.14 IST	\$510	0	-20	-30
CNF India	Containers	-	13 Aug   11.14 IST	\$510	-20	-20	-40
	Tanker	-	13 Aug   11.14 IST	\$500	-20	-20	-30
CNF Pakistan	Containers	-	13 Aug   11.14 IST	\$530	-10	+10	0
	Tanker	-	13 Aug   11.14 IST	\$520	-10	+10	0
CNF Turkey	Containers	-	13 Aug   11.14 IST	\$365	-15	-15	-15
	Tanker	-	13 Aug   11.14 IST	\$355	-15	-15	-15

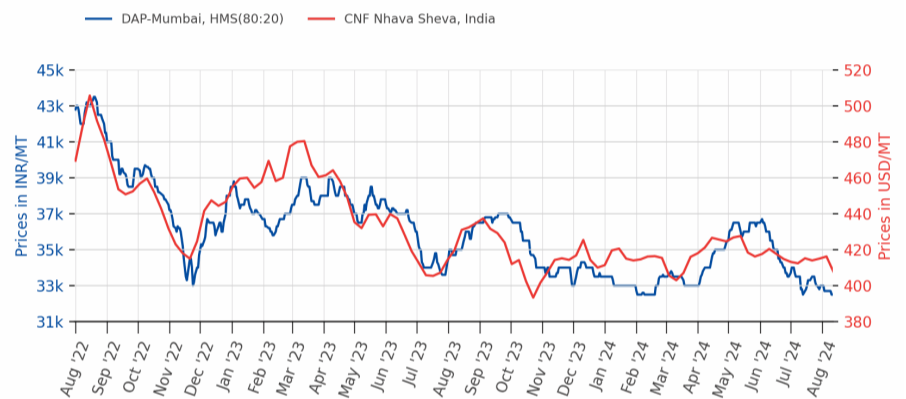
Note:- W-O-W: Week On Week, 1M: Change over last month, 3M: Change over last 3 months

Melting Scrap, CNF Turkey

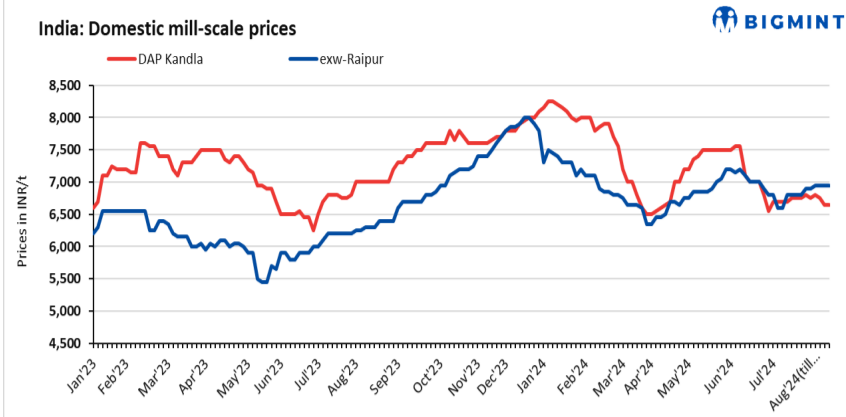


Source:BigMint

Melting Scrap DAP Mumbai/CNF India



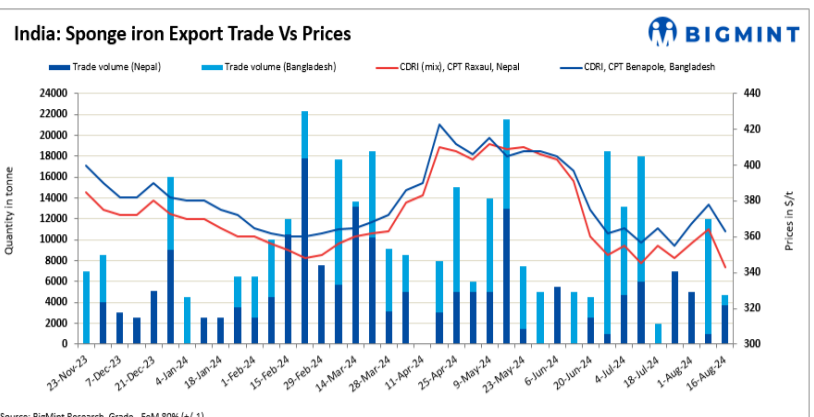
Source:BigMint



**India: Mill scale prices remain stable in major markets**

2024-08-17

[READ MORE](#)



**India: Sponge iron export offers to Nepal, Bangladesh fall \$15-21/t w-o-w**

2024-08-17

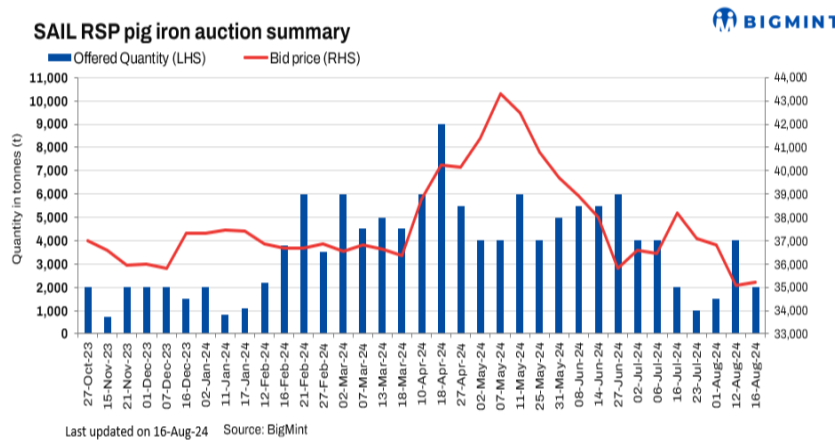
[READ MORE](#)



**Japan: H2 scrap export offers drop further by JPY 500/t (\$3/t) w-o-w on weak demand**

2024-08-16

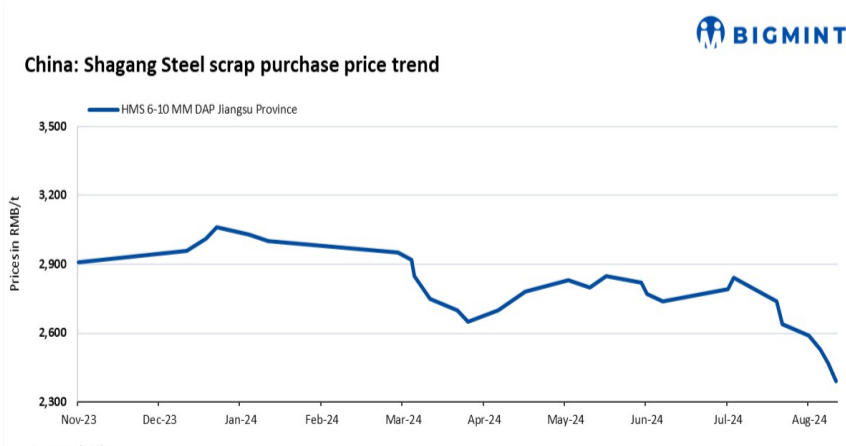
[READ MORE](#)



**India: 2,000 t pig iron sold at SAIL-RSP auction**

2024-08-16

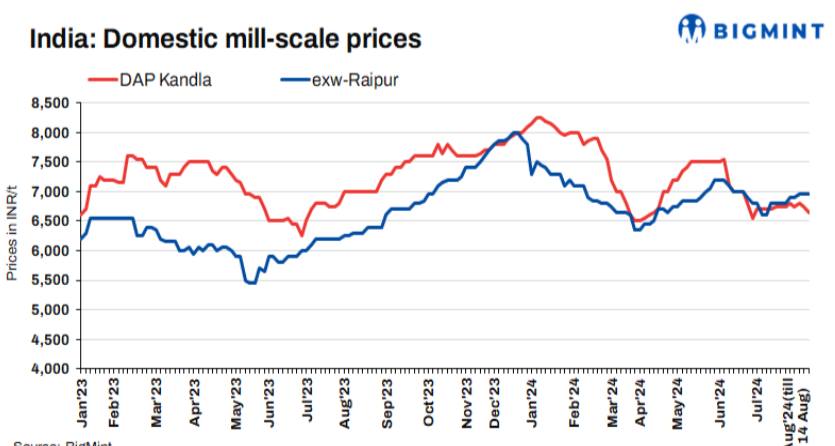
[READ MORE](#)



**China: Shagang Steel further reduces scrap procurement prices by \$11/t**

2024-08-16

[READ MORE](#)



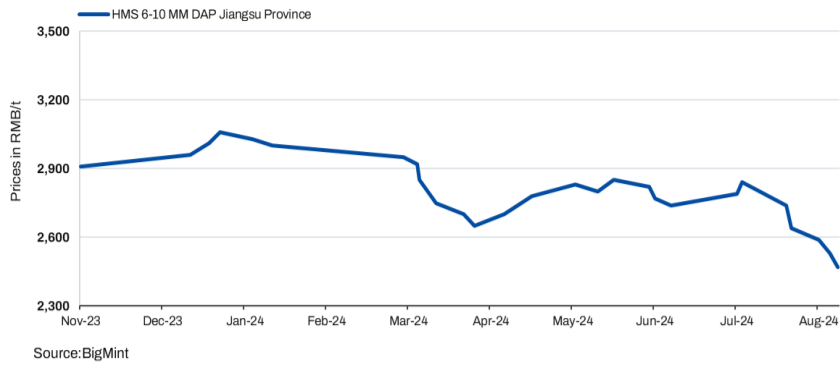
**India: Mill scale prices witness mixed trends in major markets**

2024-08-14

[READ MORE](#)



### China: Shagang Steel scrap purchase price trend



**China: Shagang Steel reduces scrap procurement prices by \$8/t**

2024-08-13

[READ MORE](#)

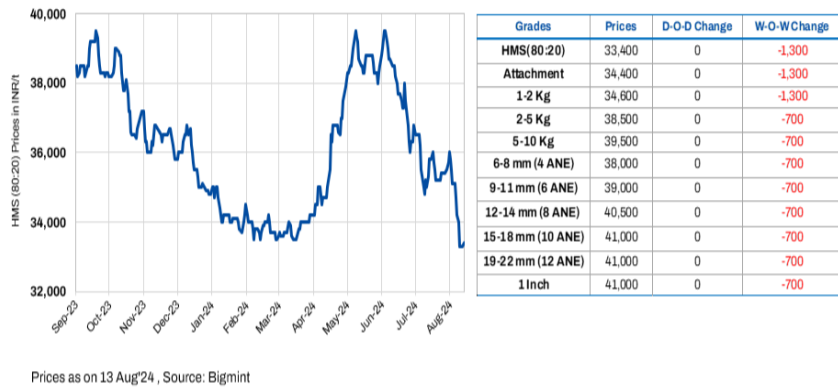


**Sims to sell its UK operations to Unimetals for \$385 million**

2024-08-13

[READ MORE](#)

### Ship breaking scrap prices, exw Alang

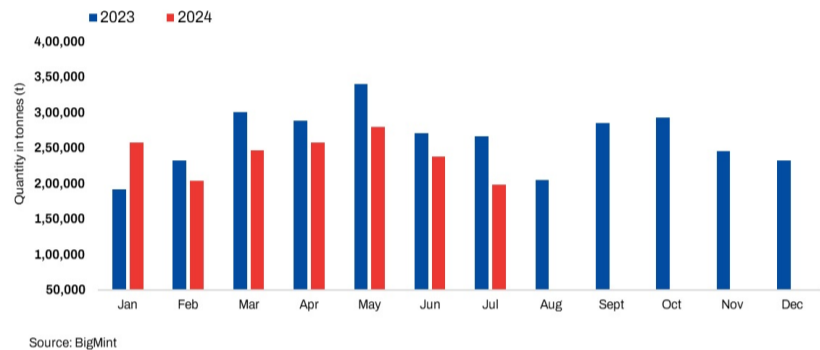


**India: Melting scrap prices inch up by INR 100/t d-o-d in Alang**

2024-08-13

[READ MORE](#)

### Taiwan: Ferrous scrap imports

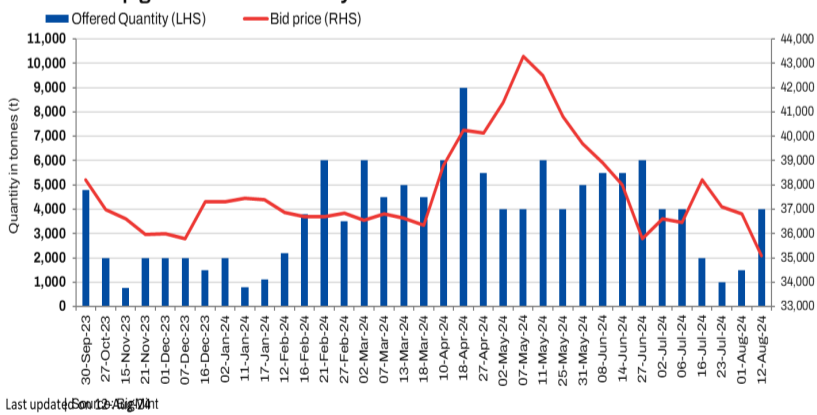


**Taiwan: Ferrous scrap imports drop 17% m-o-m in Jul'24**

2024-08-12

[READ MORE](#)

### SAIL RSP pig iron auction summary

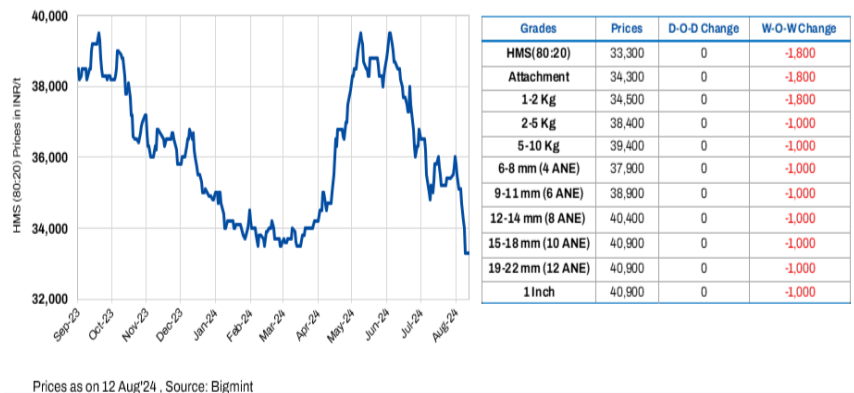


**India: RSP's pig iron auction witnesses strong demand in recent auction**

2024-08-12

[READ MORE](#)

### Ship breaking scrap prices, exw Alang



**India: Melting scrap prices remain stable for third consecutive day in Alang**

2024-08-12

[READ MORE](#)

# Steel

## Ingot/Billet (India)

Region	Particular	INGOT				BILLET			
		Price	Change	W-O-W	1M	Price	Change	W-O-W	1M
Indian prices (in INR/MT) <span style="float: right;">As on 19 Aug 2024</span>									
North India	Ghaziabad	41,100	+ 500	+ 800	- 700	-	-	-	-
North India	Ludhiana	44,500	+ 400	+ 200	- 1,200	-	-	-	-
North India	Mandi Gobindgarh	42,100	+ 300	+ 500	- 1,200	42,100	+ 300	+ 500	- 1,200
North India	Muzaffarnagar	41,000	+ 500	+ 800	- 600	-	-	-	-
East India	Rourkela	37,300	+ 300	+ 700	- 700	37,700	+ 200	+ 600	- 700
Central India	Raigarh	37,900	+ 400	+ 200	- 500	38,250	+ 350	+ 300	- 400
Central India	Raipur	38,300	+ 350	+ 300	- 400	38,550	+ 250	+ 250	- 500
West India	Ahmedabad	40,400	+ 200	+ 400	- 800	41,300	+ 100	+ 200	- 900
West India	Jaipur	40,400	+ 200	+ 200	- 600	-	-	-	-
West India	Mumbai	40,600	0	- 100	- 400	41,000	+ 100	0	- 300
East India	Durgapur	-	-	-	-	38,900	+ 250	+ 300	- 450
East India	Kolkata	-	-	-	-	39,600	+ 250	+ 300	- 450
West India	Bhavnagar	-	-	-	-	40,900	+ 200	+ 300	- 900
West India	Goa	-	-	-	-	40,300	0	0	- 950
West India	Jalna	-	-	-	-	40,700	+ 200	+ 100	- 600
South India	Chennai	-	-	-	-	42,000	0	- 500	- 300
South India	HINDPUR	-	-	-	-	40,800	0	0	- 500
South India	Hyderabad	-	-	-	-	39,500	0	0	- 1,000
Eastern India	Ramgarh	-	-	-	-	39,000	+ 500	+ 400	- 600

All prices are basic, GST @ 18% extra. Ingot - 3.5"\*4.5", Commercial Grade, Billet - 100\*100

## Rebar (India)

Particular/Delivery	Size/Grade	Delivery	As On	Price	PRICE @ 18%GST	Change	1M	3M
Indian prices (in INR/MT)								
Exy-Delhi/NCR	12-32mm, BF Route, IS 1786 Fe 550D	Ex-Yard	16 Aug   17.32 IST	50,200	59,200	- 600	- 2,600	- 8,000
	12-32mm, BF Route, IS 1786 Fe 500D	Ex-Yard	16 Aug   17.32 IST	50,200	59,200	- 600	- 2,600	- 8,000
Exy-Durgapur	12-32mm BF Route, IS 1786 Fe 500D	Ex-Yard	16 Aug   17.32 IST	50,300	59,400	- 400	- 2,800	- 6,500
	12-32mm BF Route, IS 1786 Fe 550D	Ex-Yard	16 Aug   17.32 IST	50,300	59,400	- 400	- 2,800	- 6,500
Exy-Ahmedabad	12-32mm BF Route, IS 1786 Fe 550D	Ex-Yard	16 Aug   17.32 IST	50,300	59,400	- 300	- 2,700	- 8,000
	12-32mm BF Route, IS 1786 Fe 500D	Ex-Yard	16 Aug   17.32 IST	50,300	59,400	- 300	- 2,700	- 8,000
Exy-Mumbai	12-32mm, BF Route, IS 1786 Fe 500D	Ex-Yard	16 Aug   17.32 IST	49,900	58,900	- 400	- 2,400	- 8,500
	12-32mm, BF Route, IS 1786 Fe 550D	Ex-Yard	16 Aug   17.32 IST	49,900	58,900	- 400	- 2,400	- 8,500
Exy-Bangalore	12-32mm, BF Route, IS 1786 Fe 500D	Ex-Yard	16 Aug   17.32 IST	51,000	60,200	- 700	- 2,400	- 8,200
	12-32mm, BF Route, IS 1786 Fe 550D	Ex-Yard	16 Aug   17.32 IST	51,000	60,200	- 700	- 2,400	- 8,200
Exy-Chennai	12-32mm, BF Route, IS 1786 Fe 500D	Ex-Yard	16 Aug   17.32 IST	51,200	60,400	- 400	- 2,000	- 7,700
	12-32mm, BF Route, IS 1786 Fe 550D	Ex-Yard	16 Aug   17.32 IST	51,200	60,400	- 400	- 2,000	- 7,700
Exy-Hyderabad	12-32mm, BF Route, IS 1786 Fe 500D	Ex-Yard	16 Aug   17.32 IST	50,200	59,200	- 100	- 3,100	- 8,500
	12-32mm, BF Route, IS 1786 Fe 550D	Ex-Yard	16 Aug   17.32 IST	50,200	59,200	- 100	- 3,100	- 8,500
Indian prices (in INR/MT)								
Ex-Delhi/NCR	12-25mm, IF Route, Fe 500, IS 1786	Ex-Works	17 Aug   13.37 IST	45,700	53,900	+ 200	- 900	- 4,800
Ex-Jaipur	12-25mm IF route, Fe 500, IS 1786	Ex-Works	17 Aug   13.37 IST	44,200	52,200	+ 200	- 800	- 5,600
Ex-Mandi Gobindgarh	12-25mm, IF Route, Fe 500, IS 1786	Ex-Works	17 Aug   13.37 IST	46,700	55,100	+ 200	- 1,300	- 4,800
Ex-Muzaffarnagar	12-25mm, IF Route, Fe 500, IS 1786	Ex-Works	17 Aug   13.37 IST	44,600	52,600	+ 300	- 1,000	- 4,800
Ex-Durgapur	12-25mm, IF Route, Fe 500D, IS 1786	Ex-Works	17 Aug   13.37 IST	43,300	51,100	+ 300	- 600	- 6,000
	12-25mm, IF Route, Fe 500, IS 1786	Ex-Works	17 Aug   13.37 IST	41,200	48,600	+ 300	- 600	- 6,000
Ex-Rourkela	12-25mm, IF Route, Fe 500, IS 1786	Ex-Works	17 Aug   13.37 IST	41,000	48,400	0	- 500	- 6,500
	12-25mm, IF Route, Fe 500D, IS 1786	Ex-Works	17 Aug   13.37 IST	48,500	57,200	0	+ 700	- 3,800
Ex-Raigarh	12-25mm, IF Route, Fe 500, IS 1786	Ex-Works	17 Aug   13.37 IST	40,800	48,100	+ 400	- 700	- 6,200
Ex-Raipur	12-25mm, IF Route, Fe 500D, IS 1786	Ex-Works	17 Aug   13.37 IST	44,500	52,500	+ 300	- 500	- 6,100
	12-25mm, IF Route, Fe 500, IS 1786	Ex-Works	17 Aug   13.37 IST	41,300	48,700	+ 100	- 600	- 6,300
Ex-Ahmedabad	12-25mm, IF Route, Fe 500, IS 1786	FOR	17 Aug   13.37 IST	45,300	53,500	+ 100	- 1,400	- 5,300

Ex-Goa	12-25mm, IF Route, Fe 500, IS 1786	Ex-Works	17 Aug   13.37 IST	46,400	54,800	0	-1,300	-5,100
Ex-Jalna	12-25mm, IF Route, Fe 500, IS 1786	Ex-Works	17 Aug   13.37 IST	44,700	52,700	+100	-1,500	-7,400
Ex-Mumbai	12-25mm, IF Route, Fe 500, IS 1786	Ex-Works	17 Aug   13.37 IST	45,100	53,200	0	-1,400	-7,700
Ex-Bangalore	12-25mm, IF Route, Fe 550D, IS 1786	Ex-Works	17 Aug   13.37 IST	49,800	58,800	0	-700	-4,700
	12-25mm, IF Route, Fe 550, IS 1786	Ex-Works	17 Aug   13.37 IST	46,200	54,500	0	-700	-5,800
Ex-Chennai	12-25mm, IF Route, Fe 500, IS 1786	Ex-Works	17 Aug   13.37 IST	47,000	55,500	0	-500	-5,000
Ex-Hyderabad	12-25mm, IF Route, Fe 500, IS 1786	Ex-Works	17 Aug   13.37 IST	43,500	51,300	0	-500	-6,000
Ex-Patna	12-25mm IF route, Fe 500, IS 1786	Ex-Works	17 Aug   13.37 IST	42,600	50,300	+100	-800	-6,600

## Structure (Medium & Small Scale Producers) (India)

Region/Zone	Particular	40 ANGLE	Change	1M	75 CHANNEL	Change	1M	200 BEAM	Change	1M
Indian prices (in INR/MT)										
North India	Ghaziabad	-	-	-	-	-	-	49,100	0	-1,000
East India	Durgapur	44,000	0	-1,000	44,000	0	-1,000	44,750	0	-1,000
Central India	Raipur	-	-	-	44,400	+100	-500	-	-	-
West India	Ahmedabad	46,300	+100	-700	46,300	+100	-700	-	-	-
West India	Mumbai	48,500	0	+200	49,300	0	+200	-	-	-
South India	Hyderabad	47,000	+300	-1,000	46,600	+300	-1,000	-	-	-

Indian Structure price assessment frequency has been increased from weekly to daily basis, All prices are basic, Commercial Grade, Basic Price GST @ 18% extra

## Wire Rod (India)

Particular	Size/Grade	Raipur	Change	W-O-W	Durgapur	Change	W-O-W
Indian prices (in INR/MT)							
SWRY 14 LC Gr 3, Induction route	5.5 mm	42,700	+400	+600	42,200	+300	+300
HB Wire, Induction route	12 Gauge	45,200	+400	+400	44,700	+300	+300
GI Wire, Induction route	12 Gauge	49,200	+100	-100	52,300	+300	+300
Binding Wire, Induction route	20 Gauge	51,300	+500	+300	51,200	+300	+300
Barbed Wire, Induction route	12*12 Gauge	51,200	+100	-100	55,200	+300	+300

Daily Assessment, Commercial Grade, Basic Price GST @ 18% extra

## HRC (India)

Particular/Delivery	Size/Grade	Delivery	As On	Price	Change	1M	3M
Indian prices (in INR/MT)							
Delhi	2.5-8mm / CTL, IS2062, Gr E250 Br.	Ex-stockyard	16 Aug   18.12 IST	50,400	-100	-1,900	-4,200
	1.8mm / CTL, IS2062, Gr E250 Br.	Ex-stockyard	16 Aug   18.12 IST	51,700	-200	-2,050	-3,900
Faridabad	2.5-8mm / CTL, IS2062, Gr E250 Br.	Ex-stockyard	16 Aug   18.12 IST	50,200	-200	-2,050	-3,900
	2.5-8mm / CTL, IS2062, Gr E350 Br.	Ex-stockyard	16 Aug   18.12 IST	53,200	-300	-2,050	-3,875
Ludhiana	2.5-8mm / CTL, IS2062, Gr E250 Br.	Ex-stockyard	16 Aug   18.12 IST	51,000	0	-2,300	-3,350
Kolkata	2.5-8mm / CTL, IS2062, Gr E250 Br.	Ex-stockyard	16 Aug   18.12 IST	48,800	-200	-2,500	-4,375
Ahmedabad	2.5-8mm / CTL, IS2062, Gr E250 Br.	Ex-stockyard	16 Aug   18.12 IST	51,500	0	-1,800	-3,700
	1.8mm / CTL, IS2062, Gr E250 Br.	Ex-stockyard	16 Aug   18.12 IST	51,800	-100	-1,750	-3,800
Mumbai	2.5-8mm / CTL, IS2062, Gr E250 Br.	Ex-stockyard	16 Aug   18.12 IST	50,300	-100	-1,800	-3,900
	2.5-8mm / CTL, IS2062, Gr E350 Br.	Ex-stockyard	16 Aug   18.12 IST	53,300	-100	-1,850	-3,900
Bangalore	2.5-8mm / CTL, IS2062, Gr E250 Br.	Ex-stockyard	16 Aug   18.12 IST	52,800	+200	-2,000	-3,700
Chennai	2.5-8mm / CTL, IS2062, Gr E250 Br.	Ex-stockyard	16 Aug   18.12 IST	50,500	+200	-4,250	-5,650
	1.8mm / CTL, IS2062, Gr E250 Br.	Ex-stockyard	16 Aug   18.12 IST	52,300	+500	-3,950	-5,350
Hyderabad	2.5-8mm / CTL, IS2062, Gr E250 Br.	Ex-stockyard	16 Aug   18.12 IST	51,000	0	-1,500	-2,250

Weekly Assessment, Commercial Grade, \*Basic Price GST @ 18% extra.,

## CRC (India)

Particular/Delivery	Size/Grade	Delivery	As On	Price	Change	1M	3M
Indian prices (in INR/MT)							
Delhi	0.90mm / CTL, IS 513, CR1	Ex-stockyard	16 Aug   18.19 IST	58,000	+200	-2,800	-2,900
Faridabad	0.5mm / CTL, IS 513, CR1	Ex-stockyard	16 Aug   18.19 IST	59,200	-700	-2,050	-2,700
	0.90mm / CTL, IS 513, CR1	Ex-stockyard	16 Aug   18.19 IST	57,700	-700	-2,050	-2,710
Ludhiana	0.90mm / CTL, IS 513, CR1	Ex-stockyard	16 Aug   18.19 IST	58,000	0	-1,800	-2,250
Kolkata	0.90mm / CTL, IS 513, CR1	Ex-stockyard	16 Aug   18.19 IST	56,300	0	-1,200	-2,200
Ahmedabad	0.90mm / CTL, IS 513, CR1	Ex-stockyard	16 Aug   18.19 IST	58,300	0	-1,650	-3,150



Mumbai	0.5mm / CTL, IS 513, CR1	Ex-stockyard	16 Aug   18.19 IST	58,800	0	-2,450	-3,550
	0.90mm / CTL, IS 513, CR1	Ex-stockyard	16 Aug   18.19 IST	57,400	-100	-2,350	-3,450
Bangalore	0.9mm / CTL, IS 513, CR1	Ex-stockyard	16 Aug   18.19 IST	60,500	0	-2,500	-3,075
Chennai	0.5mm / CTL, IS 513, CR1	Ex-stockyard	16 Aug   18.19 IST	63,000	0	-1,700	-1,800
	0.90mm / CTL, IS 513, CR1	Ex-stockyard	16 Aug   18.19 IST	61,500	0	-1,700	-1,800
Hyderabad	0.90mm / CTL, IS 513, CR1	Ex-stockyard	16 Aug   18.19 IST	59,500	-100	-1,850	-3,250

Weekly Assessment, Commercial Grade, \*Basic Price GST @ 18% extra.,

## HR Plate (India)

Particular/Delivery	Size/Grade	Delivery	As On	Price	Change	1M	3M
Indian prices (in INR/MT)							
Delhi	60-100mm, Gr E350 Br.	Ex-stockyard	14 Aug   18.18 IST	62,200	-1,000	-2,300	-4,200
	5-10mm, Gr E350 Br.	Ex-stockyard	14 Aug   18.18 IST	54,500	-300	-2,400	-3,700
	20-40mm, Gr E350 Br.	Ex-stockyard	14 Aug   18.18 IST	58,700	-1,100	-2,300	-3,400
	60-100mm, Gr E250 Br.	Ex-stockyard	14 Aug   18.18 IST	58,700	-1,000	-2,300	-4,100
	5-10mm, Gr E250 Br.	Ex-stockyard	14 Aug   18.18 IST	51,000	-300	-2,400	-3,800
	20-40mm, Gr E250 Br.	Ex-stockyard	14 Aug   18.18 IST	55,200	-1,100	-2,200	-3,400
Mumbai	60-100mm, Gr E350 Br.	Ex-stockyard	14 Aug   18.18 IST	62,800	-200	-1,400	-3,000
	5-10mm, Gr E350 Br.	Ex-stockyard	14 Aug   18.18 IST	54,500	-700	-2,600	-4,100
	20-40mm, Gr E350 Br.	Ex-stockyard	14 Aug   18.18 IST	58,700	-300	-1,600	-2,900
	60-100mm, Gr E250 Br.	Ex-stockyard	14 Aug   18.18 IST	59,500	-100	-1,300	-2,700
	5-10mm, Gr E250 Br.	Ex-stockyard	14 Aug   18.18 IST	51,000	-500	-2,600	-4,000
	20-40mm, Gr E250 Br.	Ex-stockyard	14 Aug   18.18 IST	55,300	-400	-1,600	-2,800

Weekly Assessment, Commercial Grade, Basic Price GST @ 18% extra

## GP (India)

Indian prices (in INR/MT)							
Delhi	0.7mm / CTL, 120 GSM, IS277	Ex-stockyard	14 Aug   18.32 IST	60,600	-1,500	-3,600	-5,400
	0.6mm / CTL, 120 GSM, IS277	Ex-stockyard	14 Aug   18.32 IST	62,200	-1,300	-3,600	-5,300
Mumbai	0.8mm / CTL, 120 GSM, IS277	Ex-stockyard	14 Aug   18.32 IST	61,200	-1,200	-2,100	-3,700
	0.6mm / CTL, 120 GSM, IS277	Ex-stockyard	14 Aug   18.32 IST	62,700	-1,200	-2,100	-3,700
Chennai	0.8-1.6mm / CTL, 120gsm, IS277	Ex-stockyard	14 Aug   18.32 IST	63,800	-1,000	-3,500	-7,000
	0.6mm / CTL, 120 GSM, IS277	Ex-stockyard	14 Aug   18.32 IST	65,300	-1,000	-3,500	-7,000
Hyderabad	0.8mm / CTL, 120 GSM, IS277	Ex-stockyard	14 Aug   18.32 IST	65,000	-1,500	-1,900	-3,700
	0.6mm / CTL, 120 GSM, IS277	Ex-stockyard	14 Aug   18.32 IST	66,500	-1,500	-1,900	-3,700

## PPGI (India)

Particular/Delivery	Size/Grade	Delivery	As On	Price	Change	1M	3M
Indian prices (in INR/MT)							
Delhi	0.5mm / CTL, 90 GSM, IS14246	Ex-stockyard	14 Aug   17.55 IST	70,500	-1,800	-3,100	-4,500
Mumbai	0.5mm / CTL, 90 GSM, IS14246	Ex-stockyard	14 Aug   17.55 IST	70,000	0	-2,600	-4,200

## MS Pipes (India)

Indian prices (in INR/MT)							
Ex-Raipur	41-60 OD (Patra Based)	Ex-works	17 Aug   14.17 IST	41,900	+200	-1,300	-5,900
Ex-Mandi Gobindgarh	41-60 OD (Patra Based)	Ex-works	17 Aug   14.17 IST	44,500	+200	-2,200	-4,100
Exy-Delhi	2.2-6mm, IS 1239,IS 1161 (HR Coil Based)	Ex-Yard	14 Aug   18.10 IST	56,000	0	-2,500	-6,000
Exy-Raipur	2.2-6mm, IS 1239,IS 1161 (HR Coil Based)	Ex-Yard	14 Aug   18.10 IST	55,000	0	-2,500	-5,500
Exy-Mumbai	2.2-6mm, IS 1239,IS 1161 (HR Coil Based)	Ex-Yard	14 Aug   18.10 IST	55,000	0	-2,500	-6,000
Exy-Pune	2.2-6mm, IS 1239,IS 1161 (HR Coil Based)	Ex-Yard	14 Aug   18.10 IST	55,000	0	-2,500	-6,000
Exy-Bangalore	2.2-6mm, IS 1239,IS 1161 (HR Coil Based)	Ex-Yard	14 Aug   18.10 IST	55,500	0	-2,000	-4,500
Exy-Hyderabad	2.2-6mm, IS 1239,IS 1161 (HR Coil Based)	Ex-Yard	14 Aug   18.10 IST	55,500	0	-2,500	-5,500

## Billet (Global)

Particular/Delivery	Size/Grade	Delivery	As On	Price	Change	1M	3M
Global prices (in USD/MT)							
FOB India	150*150, 3SP/4SP	-	16 Aug   18.30 IST	\$490	0	NA	NA
FOB Iran	130*130, 3SP	-	16 Aug   18.30 IST	\$472	+2	-6	-6
FOB Russia	130*130, 3SP	-	16 Aug   18.30 IST	\$480	0	-20	-20
CNF Nepal	100*100, IS 2831 (IF Grade)	-	16 Aug   18.29 IST	\$485	-2	-10.5	-67
CNF Philippines	150*150, 3SP	-	16 Aug   18.29 IST	\$480	0	-14	-45
CNF Turkey	120*120	-	16 Aug   18.29 IST	\$490	-5	-25	-30

Weekly Assessment

## Rebar (Global)

Particular/Delivery	Size/Grade	Delivery	As On	Price	Change	1M	3M
Global prices (in USD/MT)							
FOB Turkey	12-32mm, Commercial	-	16 Aug   11.34 IST	\$577	-1	-3	NA

## Wire Rod (Global)

Particular/Delivery	Size/Grade	Delivery	As On	Price	Change	1M	3M
Global prices (in USD/MT)							
CNF Nepal	5.5-6.0mm, Commercial Grade	-	17 Aug   13.17 IST	\$530	0	-8	-62
	6-8 mm, ASTM A510 SAE 1008	-	17 Aug   13.17 IST	\$585	0	-5	-35

## HRC (Global)

Particular/Delivery	Size/Grade	Delivery	As On	Price	Change	1M	3M
Global prices (in USD/MT)							
CNF Bangladesh	2mm, SAE 1006 (China origin)	-	13 Aug   18.51 IST	\$530	-10	-25	-55
CNF Dubai	2mm, SAE1006 (India origin), SAE1006	-	23 Apr   18.30 IST	\$595	0	NA	NA
CNF Europe	3-4mm, S235JR	-	13 Aug   18.51 IST	\$535	-15	-30	-60
	3mm+, S275	-	30 Jul   18.27 IST	\$650	0	0	NA
CNF India	2-12 mm, SS400 (China Origin)	-	13 Aug   18.51 IST	\$520	-15	-25	-50
	3mm, SS400 (South Korea Origin)	-	16 Jul   18.40 IST	\$570	-30	0	NA
CNF Nepal	2mm, SAE1006 (India origin), SAE1006	-	13 Aug   18.51 IST	\$580	0	-40	-40
CNF Pakistan	2mm, SS400 (China origin), SS400	-	13 Aug   18.51 IST	\$505	-13	-31	-52
	2mm, SS400 (Japan origin), SS400	-	28 May   18.42 IST	\$585	0	NA	NA
CNF UAE	2mm, SAE1006 (China Origin)	-	13 Aug   18.51 IST	\$527	-13	-25	-56
	2 mm, SAE 1006 (Formosa, skin pass)	-	16 Aug   13.35 IST	\$534	-41	NA	NA
CNF Vietnam	2-20mm, SAE 1006 (India Origin)	-	09 Apr   18.25 IST	\$567	0	NA	NA
	2-3mm, SAE 1006 (China Origin)	-	06 Aug   18.29 IST	\$510	-10	-15	-55
	Thickness - 2-6 mm, Width - 1.1-1.3m	-	01 Aug   17.51 IST	\$530	-25	NA	NA
FOB Black Sea	3mm, SAE1006	-	13 Aug   18.46 IST	\$515	-15	-30	-47
FOB China	3-12mm, SS400	-	13 Aug   18.46 IST	\$480	-15	-30	-60
FOB India	2.5 mm, SAE1006	-	23 Apr   18.30 IST	\$560	0	NA	NA
FOB Japan	2mm, SS400	-	13 Aug   18.46 IST	\$530	-10	-10	-35
FOB South Korea	1.6-2.5mm, SAE 1006	-	13 Aug   18.46 IST	\$520	-30	-30	NA

## CRC (Global)

Particular/Delivery	Size/Grade	Delivery	As On	Price	Change	1M	3M
Global prices (in USD/MT)							
FOB China	0.90mm, SPCC	-	14 Aug   18.03 IST	\$535	-20	-35	-75
FOB India	0.9 mm, IS 513 Gr.O	-	14 Aug   18.03 IST	\$675	0	0	-25
FOB Russia	0.90mm, SPCC	-	14 Aug   18.03 IST	\$607	-13	-30	-48

## HR Plate (Global)

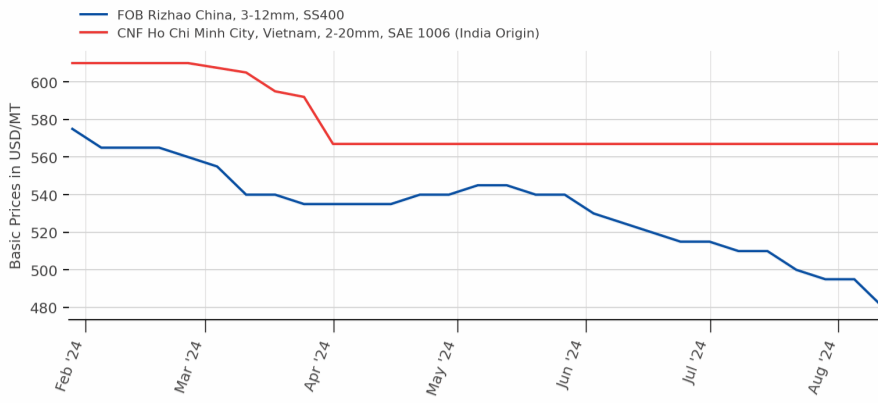
Particular/Delivery	Size/Grade	Delivery	As On	Price	Change	1M	3M
Global prices (in USD/MT)							
FOB China	5-10mm, SS 400	-	14 Aug   18.05 IST	\$500	-25	-30	-55

## GP (Global)

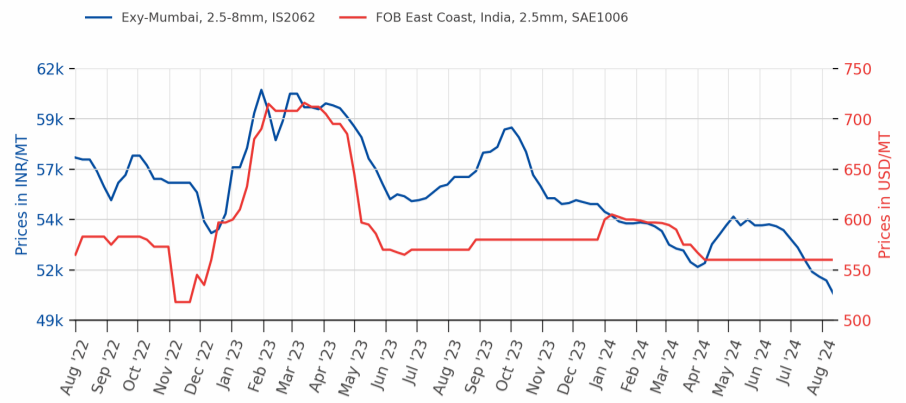
Global prices (in USD/MT)							
FOB China	DX51D+z80, Width 1,000-1,500 mm, thickness 0.5-2mm	-	14 Aug   18.08 IST	\$590	-25	-35	-70
FOB India	Width 900-1250mm, thickness 0.50mm, DX51D+z80, BS EN 10142:2000	-	14 Aug   18.08 IST	\$745	0	-25	-35

Note:- W-O-W: Week On Week, 1M: Change over last month, 3M: Change over last 3 months





Source:BigMint



Source:BigMint

Indices as on Friday	16-Aug-24	09-Aug-24	02-Aug-24	26-Jul-24	19-Jul-24
India Rebar Index	126.6	127.1	129.1	128.8	130.6
	-0.3%	-1.6%	+0.3%	-1.3%	-1.4%
India Wire Rod Index	144.4	144.7	146.8	147.3	149.4
	-0.2%	-1.5%	-0.3%	-1.4%	-0.7%
India Structure Steel Index	133.2	133.3	134.7	134.2	135.5
	-0.1%	-1.0%	+0.4%	-1.0%	-0.7%
India Steel Long Composite Index	131.8	132.1	134.1	133.9	135.7
	-0.3%	-1.5%	+0.1%	-1.3%	-1.1%
India HRC Index	134.9	136.2	137.5	138.9	140.4
	-1.0%	-0.9%	-1.0%	-1.1%	-0.9%
India CRC Index	136.7	138.0	138.9	139.9	141.1
	-0.9%	-0.7%	-0.7%	-0.8%	-0.6%
India GP Index	129.3	131.9	132.7	133.7	135.0
	-2.0%	-0.5%	-0.8%	-1.0%	-0.8%
India HR Plate Index	136.2	137.3	137.4	139.6	142.9
	-0.8%	-0.1%	-1.5%	-2.3%	-1.2%
India Flat Steel Composite Index	134.3	135.9	136.9	138.2	139.8
	-1.1%	-0.7%	-1.0%	-1.1%	-0.8%
India Steel Composite Index	133.0	134.0	135.5	136.0	137.7
	-0.7%	-1.1%	-0.4%	-1.2%	-1.0%

Index Base Year- 03 Jan'20 | Index Base Value- 100

**India steel index still hovers at 3.5-year low, raises concerns on market turnaround**

2024-08-19

[READ MORE](#)

**ERW pipes (patra based) prices - 41-60 OD**

— exw-Rajipur — exw-Mandi

Prices in INR/tonne, exclusive of GST @ 18%

Source: BigMint

**India: ERW patra pipe prices inch down w-o-w in Punjab**

2024-08-17

[READ MORE](#)

**Nepal's Domestic Rebar Vs Import Billet Price Trend**

— Domestic Rebar Prices (LHS) — Billet Imports Prices, CPT Nepal (RHS)

Prices in Nepalese Rupee (NPR) per tonne, excluding taxes (LHS) | Billet prices in \$/t, CPT Nepal (RHS)

Last assessed on 17-Aug-24

**Nepal: Rebar offers remain rangebound amid low domestic demand**

2024-08-17

[READ MORE](#)

**China Domestic Billet Price**

Prices are inclusive of VAT

Source: BigMint

**China: Steel billet prices fall by RMB 40/t (\$6/t)**

2024-08-16

[READ MORE](#)

**वाणिज्य एवं उद्योग मंत्रालय**  
**MINISTRY OF COMMERCE AND INDUSTRY**

सत्यमेव जयते

**India: Govt begins anti-dumping investigation on hot rolled flat steel products from Vietnam**

2024-08-16

[READ MORE](#)

**Malaysia launches anti-dumping probe against steel imports**

2024-08-16

[READ MORE](#)

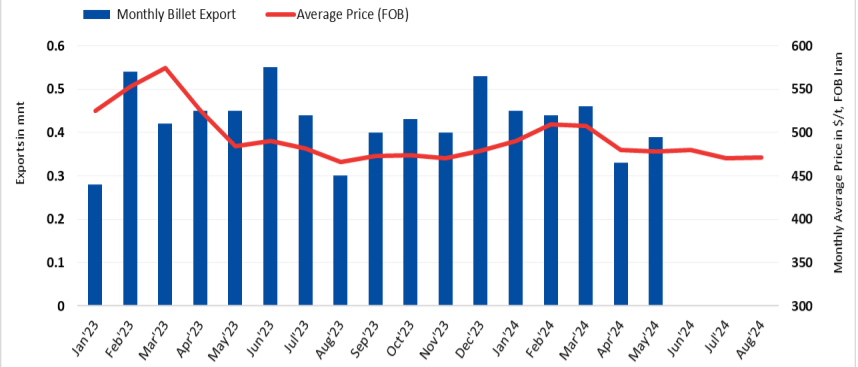


## Taiwan: CSC decreases steel products prices for Sept'24 sales

2024-08-16

[READ MORE](#)

## Iran: Billet Export vs Average Price



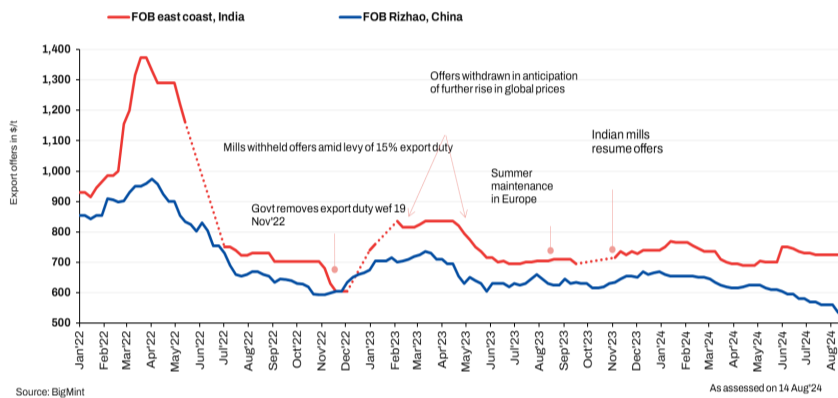
Source: Bigmint

## Iranian mill concludes 25,000 t billet export tender

2024-08-16

[READ MORE](#)

## Indian and Chinese CRC export offers FOB basis



Source: BigMint

As assessed on 14 Aug'24

## Indian CRC export offers to EU remain stable amid low trade

2024-08-14

[READ MORE](#)

## China Domestic Billet Price



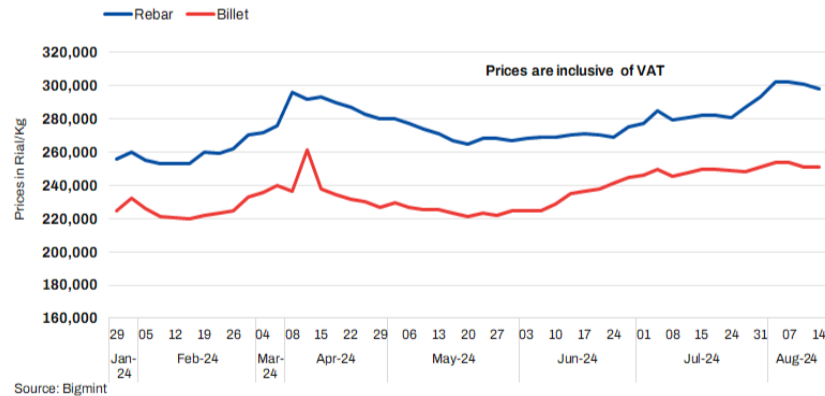
Source: Bigmint

## China: Steel billet prices drop sharply by RMB 70/t (\$10/t) d-o-d

2024-08-14

[READ MORE](#)

## Iran Domestic Steel Price



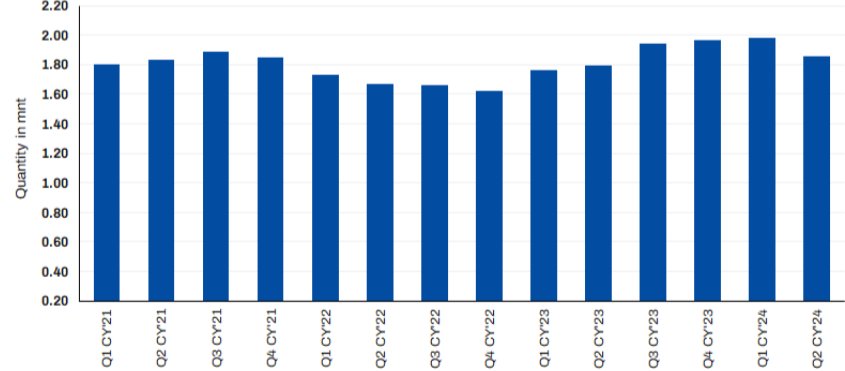
Source: Bigmint

## Iran: Billet prices stable, rebar falls on weak market sentiments

2024-08-14

[READ MORE](#)

## India: AM/NS crude steel production



Source: Company reports | Compiled and maintained by BigMint

## AM/NS India's production, sales drop q-o-q in Q2CY'24

2024-08-14

[READ MORE](#)

## Ferro Alloy

### Manganese Ore (India)

Particular/Delivery	Size/Grade	Delivery	As On	Price	Change	1M	3M
Indian prices (in INR/MT)							
MOIL	6-80 mm, Lumps, Mn 46%	Ex-Mines	01 Aug   13.27 IST	28,175	-3,131	-3,131	NA
	Lumps, Lumps, Mn 44%, Fe 7%	Ex-Mines	01 Aug   13.27 IST	26,951	-2,995	-2,995	NA
	Lumps, Mn 37%, Fe 7.5%	Ex-Mines	01 Aug   13.27 IST	15,146	-5,601	-5,601	NA
	6-80 mm, Lumps, Mn 30%	Ex-Mines	01 Aug   13.27 IST	7,437	-2,751	-2,751	NA

Weekly Assessment, Prices Ex-Mines Basis Including Royalty

### Chrome Ore (India)

Particular/Delivery	Size/Grade	Delivery	As On	Price	Change	1M	3M
Indian prices (in INR/MT)							
Ex-Jajpur (OMC-eAuction)	Friable 54%+	Ex-Mines	20 Jul   12.17 IST	38,287	+200	+200	NA
	Friable 52-54%	Ex-Mines	20 Jul   12.17 IST	32,184	-996	-996	NA
	Friable 50-52%	Ex-Mines	20 Jun   19.26 IST	24,773	-853	0	NA
	Lumps, Friable 48-50%	Ex-Mines	20 Jul   12.17 IST	24,145	-641	-641	NA

OMC E-Auction Prices Including Royalty

### Silico Manganese (India)

Particular/Delivery	Size/Grade	Delivery	As On	Price	Change	1M	3M
Indian prices (in INR/MT)							
Ex-Durgapur	10-150 mm, LC (Mn 55% min.)	Ex-Works	14 Aug   18.47 IST	85,000	+1,000	-1,300	-24,500
	10-150 mm, MC (Mn 53% min.)	Ex-Works	14 Aug   18.47 IST	80,000	+1,000	-1,600	-22,000
	10-50 MM, HC 60-14	Ex-Works	16 Aug   18.50 IST	68,700	-300	-580	-15,220
	25-150 mm, HC 60-14	Ex-Works	16 Aug   18.50 IST	68,200	-300	-580	-15,220
Ex-Raipur	25-150 mm, HC 60-14	Ex-Works	16 Aug   18.50 IST	68,900	-400	-740	-17,120
Ex-Vizag	25-150 mm, HC 60-14	Ex-Works	16 Aug   18.50 IST	68,500	-100	-620	-16,480

Weekly Assessment; All Prices are basic; GST @ 18% extra

### Ferro Manganese (India)

Particular/Delivery	Size/Grade	Delivery	As On	Price	Change	1M	3M
Indian prices (in INR/MT)							
Ex-Durgapur	10-150 mm, MC (Mn 70% min)	Ex-Works	14 Aug   18.48 IST	105,000	-500	-5,600	-15,000
	25-150 mm, HC 70%	Ex-Works	16 Aug   18.41 IST	74,700	-400	-3,060	-15,900
Ex-Raipur	25-150 mm, HC 70%	Ex-Works	16 Aug   18.41 IST	75,000	-500	-3,020	-14,480

Weekly Assessment; All Prices are basic; GST @ 18% extra

### Ferro Chrome (India)

Particular/Delivery	Size/Grade	Delivery	As On	Price	Change	1M	3M
Indian prices (in INR/MT)							
Ex-Durgapur	10-60 mm, LC 60%	Ex-Works	14 Aug   18.41 IST	219,000	0	-5,500	-16,000
Ex-Jajpur	10-150mm, HC 60%, Si- 4%	Ex-Works	16 Aug   18.34 IST	103,100	0	-5,600	-3,300
	10-150mm, HC 60%, Si - 2%	Ex-Works	14 Aug   18.41 IST	108,900	-2,100	-5,300	-5,400

Weekly Assessment; All Prices are basic; GST @ 18% extra

### Ferro Silicon (India)

Particular/Delivery	Size/Grade	Delivery	As On	Price	Change	1M	3M
Indian prices (in INR/MT)							
Ex-Guwahati	25-150 mm, FeSi 70%	Ex-Works	16 Aug   18.31 IST	88,400	0	-3,850	-11,150
Ex-Bhutan	25-150 mm, FeSi 70%	Ex-Works	16 Aug   18.31 IST	89,100	-700	-4,100	-9,200

Weekly Assessment; All Prices are basic; GST @ 18% extra

### Manganese Ore (Global)

Particular/Delivery	Size/Grade	Delivery	As On	Price	Change	1M	3M
Global prices (in USD/MT)							
CNF China	Lumps, Mn 37% (USD/dmtu)	-	17 Aug   10.42 IST	\$3.87 /dmtu	-0.28	-0.93	-2.43
	Lumps, Mn 44% (USD/dmtu)	-	17 Aug   10.42 IST	\$6.02 /dmtu	-2.93	-2.98	-0.98



<b>CNF India</b>	Lumps, Mn 37%, (South African origin) (USD/dmtu)	-	17 Aug   10.42 IST	\$4 /dmtu	-0.3	-0.9	-2.45
	Lumps, Mn 44% (USD/dmtu)	-	17 Aug   10.42 IST	\$6.15 /dmtu	-2.95	-3.05	-1
	Lumps, Mn 46%, (USD/dmtu)	-	17 Aug   10.42 IST	\$6.6 /dmtu	-3.1	-3.1	-1

Weekly Assessment

## Chrome Ore (Global)

Global prices (in USD/MT)							
<b>CNF China</b>	Conc 40-42%, S. Africa	-	13 Aug   17.33 IST	\$310	0	-10	0
	Conc 46-48%, Turkish	-	13 Aug   17.33 IST	\$425	0	-10	+15

Weekly Assessment

## Silico Manganese (Global)

Global prices (in USD/MT)							
<b>FOB India</b>	25-150 mm, HC 60-14	-	16 Aug   18.43 IST	\$825	-3	-32.4	-278.6
	25-150 mm, HC 65-16	-	16 Aug   18.42 IST	\$963	0	-33	-244

Weekly Assessment

## Ferro Manganese (Global)

Global prices (in USD/MT)							
<b>FOB India</b>	25-150 mm, HC 70%	-	16 Aug   18.45 IST	\$928	0	-32	-181.6
	25-150 mm, HC 75%	-	16 Aug   18.45 IST	\$1,000	-4	-25.4	-203.4

Weekly Assessment

## Ferro Chrome (Global)

Global prices (in USD/MT)							
<b>CNF China</b>	10-150mm, HC 60% (cents/lb)	-	14 Aug   10.22 IST	¢95.5 /lb	0	-3	-4
<b>CNF Japan</b>	10-50mm, HC 60% (cents/lb)	-	14 Aug   10.22 IST	¢100 /lb	0	-3	-8
<b>CNF South Korea</b>	10-50mm, HC 60% (cents/lb)	-	14 Aug   10.22 IST	¢99 /lb	0	-3	-3

Weekly Assessment

## Ferro Silicon (Global)

Global prices (in USD/MT)							
<b>FOB China</b>	10-50 mm, FeSi 75%	-	12 Aug   18.40 IST	\$1,315	+20	-5	+65
<b>FOB India</b>	10-50 mm, FeSi 70%	-	12 Aug   18.40 IST	\$1,130	0	-85	-160

Weekly Assessment



## Non Ferrous

### Aluminium (India)

Particular/Delivery	Size/Grade	Delivery	As On	Price	Change	1M	3M
Indian prices (in INR/MT)							
<b>Aluminium Ingot P1020, Exy-Delhi</b>	Ingot EC Grade 99.70%	Ex-Yard	16 Aug   16.48 IST	228,000	+ 2,000	- 8,500	- 31,500
<b>Aluminium Ingot ADC12, Exw-Delhi NCR</b>	Automobile OEM Approved	Exw-Delhi NCR	07 Aug   17.22 IST	219,000	- 2,000	- 2,000	+ 500
	Non-OEM	Ex-Works	14 Aug   17.14 IST	207,000	- 2,000	- 5,000	- 8,000
<b>Aluminium Extrusion Scrap, Exy-Delhi</b>	6063 & 6061 (Mix)	Ex-Yard	16 Aug   16.48 IST	191,000	+ 1,000	- 2,000	- 3,000
<b>Aluminium Utensil Scrap, Exy-Delhi</b>	Loose	Ex-Yard	16 Aug   16.48 IST	181,000	+ 1,000	- 3,000	- 10,000
<b>Aluminium Taint Tabor Scrap, Exy-Delhi</b>	Loose	Ex-Yard	16 Aug   16.48 IST	180,000	+ 1,500	- 2,000	- 9,000
<b>Aluminium Tense Scrap, Exy-Delhi</b>	Solid (Loose)	Ex-Yard	16 Aug   16.48 IST	175,000	+ 1,000	- 4,000	- 12,000
<b>Aluminium Ingot P1020, Exy-Mumbai</b>	Ingot EC Grade 99.70%	Ex-Yard	16 Aug   16.48 IST	222,000	0	- 4,000	- 24,000
<b>Aluminium Extrusion Scrap, Exy-Mumbai</b>	6063 (Loose)	Ex-Yard	16 Aug   16.48 IST	200,000	+ 2,000	0	- 1,000
<b>Aluminium Utensil Scrap, Exy-Mumbai</b>	Utensil (Loose)	DAP	16 Aug   16.48 IST	187,000	+ 1,000	0	+ 2,000
<b>Aluminium Ingot ADC12, Exw-Chennai</b>	Automobile OEM Approved	Exw-Chennai	07 Aug   17.22 IST	218,000	- 1,000	- 1,000	NA
	Non-OEM	Ex-Works	14 Aug   17.14 IST	209,000	- 2,000	- 5,500	NA
<b>Aluminium Tense Scrap, Exy-Chennai</b>	Solid (Loose)	Ex-Yard	16 Aug   16.48 IST	176,000	+ 1,000	- 4,000	NA

### Aluminium (Global)

Particular/Delivery	Size/Grade	Delivery	As On	Price	Change	1M	3M
Global prices (in USD/MT)							
<b>Aluminium Extrusion Scrap, CFR Nhava Sheva, Middle East</b>	6063 (Briquetted)	-	13 Aug   17.31 IST	\$2,270	+ 20	- 190	- 270
<b>Aluminium Taint Tabor Scrap, CFR Nhava Sheva, Middle East</b>	Briquetted, Clean	-	13 Aug   17.31 IST	\$2,050	+ 30	- 130	- 180
<b>Aluminium Taint Tabor, CFR Nahva Sheva, UK</b>	Cut and sheared 9-10% attachment	-	13 Aug   17.31 IST	\$1,730	0	- 110	- 150
<b>Aluminium Taint Tabor, CFR Nahva Sheva, US</b>	HRB, Attachment 3%	-	13 Aug   17.31 IST	\$1,870	+ 10	- 110	- 170
<b>Aluminium Talk Scrap, CFR Nhava Sheva, Middle East</b>	Solid (Clean)	-	13 Aug   17.31 IST	\$4,470	+ 10	- 510	- 1,010
<b>Aluminium Talk, CFR Nahva Sheva, US</b>	Solid (Clean)	-	13 Aug   17.31 IST	\$4,690	+ 70	- 500	- 1,080
<b>Aluminium Tense Scrap, CFR Nhava Sheva, Middle East</b>	Attachments 8-9%, Mix	-	13 Aug   17.31 IST	\$1,730	+ 30	- 140	- 190
<b>Aluminium Tense, CFR Nahva Sheva, US</b>	Attachments 6-7%	-	13 Aug   17.31 IST	\$1,780	- 30	- 150	- 180
<b>Aluminium Wheel Scrap, CFR Nahva Sheva, UK</b>	Solid (Loose)	-	13 Aug   17.31 IST	\$2,230	+ 20	- 120	- 250
<b>Aluminium Zorba 95-5, CFR Nhava Sheva, UK</b>	20 mm, Solid (Shredded)	-	13 Aug   17.31 IST	\$1,950	- 10	- 90	- 220
<b>Silicon Metal, CFR Mundra, China</b>	Grade 553 Si- 98.5%	-	13 Aug   17.31 IST	\$1,740	- 20	- 160	- 240

### Copper (India)

Particular/Delivery	Size/Grade	Delivery	As On	Price	Change	1M	3M
Indian prices (in INR/MT)							

<b>Copper Secondary CC Wire Rods, Exw-Delhi</b>	8 mm, Cu 99% min	Ex-works	16 Aug   17.00 IST	783,000	+ 19,000	- 33,800	- 101,200
<b>Copper Primary CC Wire Rods, Exw-Delhi</b>	8 mm, Cu 99.99%	Ex-works	16 Aug   17.00 IST	815,000	+ 15,000	- 42,000	- 122,000
<b>Copper Armature Scrap, Exy-Delhi</b>	Cu 99%	Ex-Yard	16 Aug   17.00 IST	737,000	+ 12,000	- 32,200	- 92,400
<b>Copper Primary CC Wire Rods (CCR), Exy-Mumbai</b>	8 mm, Cu 99.99%	Ex-Yard	16 Aug   17.00 IST	819,000	+ 10,000	- 40,600	- 119,750
<b>Copper Armature Scrap, Exy-Mumbai</b>	Cu - 98%	DAP	16 Aug   17.00 IST	772,000	+ 5,000	- 29,600	- 85,000
<b>Brass Honey Scrap, Exy-Mumbai</b>	Cu 63% Zn 33%	DAP	16 Aug   17.00 IST	506,000	+ 6,000	- 19,800	- 47,750

## Zinc (India)

Particular/Delivery	Size/Grade	Delivery	As On	Price	Change	1M	3M
Indian prices (in INR/MT)							
<b>Zinc Special High Grade Ingot, Exw-Delhi</b>	Ingot, Zn 99.99%	Ex-works	16 Aug   16.37 IST	270,000	+ 6,000	- 8,200	- 11,300
<b>Zinc Special High Grade Ingot, Exy-Mumbai</b>	Ingot, Zn 99.995%	Ex-Yard	16 Aug   16.37 IST	266,000	+ 4,000	- 10,200	- 9,500

## Lead (India)

Particular/Delivery	Size/Grade	Delivery	As On	Price	Change	1M	3M
Indian prices (in INR/MT)							
<b>Lead Remelted Ingot, Exw-Delhi</b>	Ingot, Pb 99%	Ex-works	16 Aug   16.38 IST	185,000	0	- 4,200	- 4,000
<b>Lead Primary Ingot, Exw-Delhi</b>	Ingot, Pb 99.99%	Ex-works	16 Aug   16.38 IST	204,000	0	- 5,600	- 5,000
<b>Lead Primary Ingot, Exy-Mumbai</b>	Ingot, Pb 99.99%	Ex-Yard	16 Aug   16.38 IST	192,000	0	- 4,000	- 6,500

## India: BigMint's billet index remains stable d-o-d - 16 Aug

16 Aug 2024

BigMint's billet index remained stable at INR 38,300/t exw-Raipur on 16 August, 2024.

Today, the index remained stable as sluggish market activity and muted buying from participants kept prices largely unchanged. The ongoing holidays contributed to fewer inquiries from buyers, prompting sellers to adopt a wait-and-see approach, maintaining steady offers throughout the day.

In Raipur, rebar prices held steady, with 500 t of trades recorded. Wire rod prices also remained unchanged, with 1,050 t traded d-o-d. Additionally, sponge iron prices in Raipur stayed firm.

The conversion spread from sponge iron (PDRI) to billets for standalone furnaces in the region was recorded at INR 13,900/t.

### Rationale -

This index has been derived based on transactions, offers, bids and indicative price data sets. Transactions are considered as T1 and given a weightage of 50% whereas other data sets are considered as T2 and given a weightage of the balance 50%.

### • Transactions (T1)

• - One trade at INR 38,300/t were recorded during the 2:30 pm to 5:30 pm BigMint trading window and considered for final price calculation as T1 inputs. The average of these transactions was INR 38,300/t which is given a 50% weightage in the final price calculation.

• **Other price indicators - bids/offers/indicative (T2)** - Nine offers were reported in the trading window and considered as T2 inputs. The average price of these nine was INR 38,293/t and given a 50% weightage in the final price calculation.

The final price of billets exw-Raipur was at INR 38,296/t, rounded off to INR 38,300/t exw.

From BigMint Team - While it would be our earnest endeavour, at BigMint, to bring about transparent and unbiased price index reporting, we would request all our readers and subscribers for their feedback and if they could participate in the reporting of more transactions.

**For detailed methodology - [click here](#)**

India Domestic Raipur Billet Trade Updates - 16 Aug'24							BIGMINT	
Participant	Industry Type	Trade Type	*Price (INR/t)	Delivery	Time of Deal/Call	Data Set	Outlier	
P1	Seller	Indicative	38,500	FOR	11:36	T2	Yes	
P2	Trader	Offer	38,600	FOR	11:50	T2	Yes	
P3	Trader	Indicative	38,350	EXW	11:58	T2	Yes	
P4	Trader	Offer	38,300	EXW	12:31	T2	Yes	
P5	Seller	Indicative	38,400	EXW	12:57	T2	Yes	
P6	Trader	Offer	38,350	EXW	13:02	T2	Yes	
P7	Seller	Offer	38,200	EXW	13:09	T2	Yes	
P8	Seller	Indicative	38,300	EXW	13:11	T2	Yes	
P9	Trader	Indicative	38,300	EXW	15:09	T2	No	
P10	Trader	Offer	38,300	EXW	15:28	T2	No	
P11	Trader	Indicative	38,300	EXW	15:55	T2	No	
P12	Trader	Offer	38,500	FOR	16:15	T2	Yes	
P13	Seller	Indicative	38,400	FOR	16:44	T2	No	
P14	Buyer	Indicative	38,300	EXW	16:46	T2	No	
P15	Buyer	Offer	38,200	EXW	16:47	T2	No	
P16	Trader	Offer	38,300	FOR	16:58	T2	No	
P17	Trader	Trade	38,300	EXW	17:00	T1	No	
P18	Trader	Indicative	38,250	EXW	17:23	T2	No	

T1 - Trade, T2 - Offer/Bid/Indicative, \*Normalized price as per methodology

## India Domestic Billet Price Index

### EXW Raipur

- Credible & Transparent Prices
- Robust Methodology & Rationale
- IOSCO Compliance
- Independent View of the Market
- Enabling Informed Conversations & Negotiations

## Global Prices

### Global Prices - Region Wise

Commodity	Particular	Grade/Size	Price	Change	W-O-W	1M	3M
<b>China</b>							
<i>Export</i>							
Billet	FOB China	125*125, BF Grade	NA	NA	NA	NA	NA
TMT (Re-Bar)	FOB China	Commerical	NA	NA	NA	NA	NA
Wire Rod	FOB China	5.5mm	NA	NA	NA	NA	NA
HRC	FOB China	2.5mm	\$480	-15	-15	-30	-60
CRC	FOB China	0.90 mm	\$535	-20	-20	-35	-75
<i>Import</i>							
Iron Ore	CNF China	Lumps Fe 64/63%, South Africa	\$94	-5	-6	-12	-26
Iron Ore	CNF China	Fines Fe 62%, Australia	\$93	-5	-6	-12	-27
Pellets	CNF China	6-20mm, BF Grade	\$119	-4	-4	-8	-17
Coking Coal	CNF China	Premium HCC, Australia	NA	NA	NA	NA	NA
Mill Scale	CNF China	70/68%	NA	NA	NA	NA	NA
FeCr	CNF China	HC 60%	ϕ95.5/lb	0	0	-3	-4
Mn Ore	CNF China	Mn 46% Lumps, Australia	NA	NA	NA	NA	NA
Mn Ore	CNF China	Mn 38%, South Africa	NA	NA	NA	NA	NA
<b>CIS Nations</b>							
<i>Export</i>							
Billet	FOB Black Sea	125*125, BF Grade	\$480	0	-5	-20	-20
Slabs	FOB Black Sea	Commercial	NA	NA	NA	NA	NA
Pig Iron	FOB Black Sea	Steel Grade	\$392	0	0	-18	-20
TMT (Re-Bar)	FOB Black Sea	Commercial	NA	NA	NA	NA	NA
HRC	FOB Black Sea	2.5mm	\$515	-15	-15	-30	-47
CRC	FOB Black Sea	0.90mm	\$607	-13	-13	-30	-48
<b>Japan/Korea</b>							
<i>Export</i>							
HRC	FOB Korea	2.5mm	\$520	-30	NA	-30	NA
<i>Import</i>							
FeCr	CNF Japan	HC 60%	ϕ100/lb	0	0	-3	-8

























Note:- W-O-W: Week On Week, 1M: Change over last month, 3M: Change over last 3 months, All prices are weekly assessment, Iron Ore are daily assessment

Commodity	Particular	Grade/Size	Price	Change	W-O-W	1M	3M
<b>India</b>							
<i>Export</i>							
Iron Ore	FOB India	Fines, Fe 58/57%	\$54	-1.5	-3	-4.5	-14.5
Billet	FOB India	150*150mm	\$490	0	0	NA	NA
Pig Iron	FOB India	Steel Grade	NA	NA	NA	NA	NA
HRC	FOB India	2.5mm	\$560	0	NA	NA	NA
CRC	FOB India	0.9mm	\$675	0	0	0	-25
SiMn	FOB India	60/14%	\$825	-3	-12.4	-32.4	-278.6
FeMn	FOB India	HC 75%	\$1,000	-4	-4.2	-25.4	-203.4
FeSi	FOB Bhutan	70-75%	\$1,130	0	0	-85	-160
<i>Import</i>							
Iron Ore	CNF India	Lumps Fe 64%, South Africa	NA	NA	NA	NA	NA
Scrap	CNF India	HMS 1&2 ,Middle East	NA	NA	NA	NA	NA
Scrap	CNF India	Shredded, Europe	\$403	-4	-13.2	-12.2	-15.4
Coking Coal	CNF India	Premium HCC, Australia	\$221	0	-9.4	-32	-36.4
Non-Coking Coal	CNF India	RB2 5500 NAR, South Africa	NA	NA	NA	NA	NA
Met Coke	CNF India	62%, China	NA	NA	NA	NA	NA
Pellets	CNF India	6-20mm, BF Grade	NA	NA	NA	NA	NA
Wire Rod	CNF India	5.5mm, China	NA	NA	NA	NA	NA
HRC	CNF India	2.5mm, China	\$520	-15	-15	-25	-50
HRC	CNF India	2.5mm, Korea	\$570	-30	NA	0	NA
CRC	CNF India	0.90mm, China	\$555	-20	-20	-35	-75
HR Plate	CNF India	A 36	NA	NA	NA	NA	NA
Mn Ore	CNF India	Mn 38%, South Africa	NA	NA	NA	NA	NA
<b>Europe &amp; US</b>							
<i>Export</i>							
Pig Iron	FOB Brazil	Steel Grade	\$442	0	0	-3	-8
<i>Import</i>							
Scrap	CFR Turkey	HMS (80:20), US	\$371	-3	-13.4	-19.8	-8.6
HRC	CIF Europe	2.5mm	NA	NA	NA	NA	NA
<b>Middle East &amp; Africa</b>							
<i>Export</i>							
Iron Ore	FoB South Africa	Lumps, Fe 64/63%	NA	NA	NA	NA	NA
Non Coking Coal	FoB South Africa	RB2 5500 NAR	NA	NA	NA	NA	NA
<i>Import</i>							
Billet	CNF Dubai	125*125, China	NA	NA	NA	NA	NA
HRC	CNF Dubai	2.5mm, China	\$527	-13	-13	-25	-56

Note:- W-O-W: Week On Week, 1M: Change over last month, 3M: Change over last 3 months, All prices are weekly assessment, Iron Ore are daily assessment



## LIVE TENDERS

COMPANY	TYPE	GRADE	QUANTITY	EXPIRY DATE	LOCATION	VIEW
<b>Bauxite</b>						
OMC	Sell	Gibbsitic Bauxite	300,000 MT	22 Aug, 2024	 Bhubaneswar, Odisha, India	<a href="#">VIEW</a>
<b>Billet/Ingot/Slab</b>						
SAIL	Sell	Billet	319 MT	20 Aug, 2024	 Bhilai, Chattisgarh, India	<a href="#">VIEW</a>
RINL	Sell	Billet 90X90 C20MMn Gr.A	20,000 MT	27 Aug, 2024	 Visakhapatnam, Andhra Pradesh, India	<a href="#">VIEW</a>
<b>Coking</b>						
RINL	Sell	Coke Dust & Sludge	4,536 MT	21 Aug, 2024	 Vishakhapatnam, Andhra Pradesh, India	<a href="#">VIEW</a>
<b>Copper</b>						
SAIL	Sell	Copper Cable Scrap	25 MT	21 Aug, 2024	 Bhilai, Chattisgarh, India	<a href="#">VIEW</a>
<b>Ferro Chrome</b>						
SAIL	Buy	Ferro Chrome	800 MT	20 Aug, 2024	 Bhilai, Chattisgarh, India	<a href="#">VIEW</a>
SAIL	Buy	Ferro Chrome-High Carbon	350 MT	21 Aug, 2024	 Durgapur, West Bengal, India	<a href="#">VIEW</a>
Arcelor Mittal	Buy	Low Carbon Ferro Chrome	200 MT	21 Aug, 2024	 Hazira, Gujarat, India	<a href="#">VIEW</a>
<b>Ferro Manganese</b>						
NMDC	Buy	Ferro Manganese-High Carbon	6,626 MT	22 Aug, 2024	 Jagdalpur, Chattisgarh, India	<a href="#">VIEW</a>
<b>Fines/Lumps</b>						
KIOCL	Buy	Fe:63.50% Iron Ore Fines	200,000 MT	03 Sep, 2024	 Bangalore, Karnataka, India	<a href="#">VIEW</a>
Director of Mines & Geology	Services	Iron Ore Blocks	3 Nos	04 Oct, 2024	 Goa, Goa, India	<a href="#">VIEW</a>
OMDC	Sell	Melting Scrap	10,023 MT	20 Aug, 2024	 Keonjhar, Odisha, India	<a href="#">VIEW</a>
<b>Melting Scrap</b>						
HPCLMittalEnergyLimited	Sell	Melting Scrap	1,000 MT	20 Aug, 2024	 Bathinda, Punjab, India	<a href="#">VIEW</a>
NALCO	Sell	Melting Scrap	300 MT	23 Aug, 2024	 Koraput, Odisha, India	<a href="#">VIEW</a>
SAIL	Sell	TMT Bar	630 MT	22 Aug, 2024	 Bhilai, Chattisgarh, India	<a href="#">VIEW</a>
NMDC	Sell	Melting Scrap	1,258 MT	28 Aug, 2024	 Jagdalpur, Chattisgarh, India	<a href="#">VIEW</a>
RIL	Sell	Melting Scrap	769 MT	29 Aug, 2024	 Kakinada, Andhra Pradesh, India	<a href="#">VIEW</a>
Madhya Pradesh Power Transmission Co Ltd	Sell	Melting Scrap	725 MT	29 Aug, 2024	 Sehore, Madhya Pradesh, India	<a href="#">VIEW</a>
Madhya Pradesh Power Transmission Co Ltd	Sell	Melting Scrap	288 MT	28 Aug, 2024	 Indore, Madhya Pradesh, India	<a href="#">VIEW</a>
MSTC	Sell	Melting Scrap	485 MT	28 Aug, 2024	 Sri Ganganagar, Rajasthan, India	<a href="#">VIEW</a>
<b>Non Coking</b>						
Minas de Benga Lda	Services	Non Coking Coal	1 Nos	16 Sep, 2024	 Maputo, Mozambique	<a href="#">VIEW</a>
ODISHA COAL AND POWER LIMITED	Sell	Non Coking Coal G14	3,000,000 MT	23 Aug, 2024	 Sundargarh, Odisha, India	<a href="#">VIEW</a>
<b>Pig Iron</b>						
NALCO	Buy	Pig Iron	1,600 MT	24 Aug, 2024	 Bhubaneswar, Odisha, India	<a href="#">VIEW</a>
NMDC	Sell	Pig Iron	35,000 MT	20 Aug, 2024	 Jagdalpur, Chattisgarh, India	<a href="#">VIEW</a>
<b>Stainless Steel</b>						

COMPANY	TYPE	GRADE	QUANTITY	EXPIRY DATE	LOCATION	VIEW
BHEL	Buy	Stainless Steel Plates	148 MT	20 Aug, 2024	 Haridwar, Uttarakhand, India	<a href="#">VIEW</a>
<b>Used Plants And Machines</b>						
AssamIndustrialDevelopmentCorporationLimited	Sell	Used Plant & Machines	1 Nos	20 Sep, 2024	 Guwahati, Assam, India	<a href="#">VIEW</a>
TATA Steel	Sell	Used Plant & Machines	1 Nos	20 Aug, 2024	 Jamshedpur, Jharkhand, India	<a href="#">VIEW</a>

[View All](#)



Formerly SteelMint / CoalMint

**Contact:**

[info@bigmint.co](mailto:info@bigmint.co)

+91 97700 56666

**Disclaimer:** BigMint has taken due care and caution in compilation of content. Information is just for reference not intended for trading purpose or to address your particular requirement. The content includes facts, views and opinions are of individuals and not that of the BigMint management. We and our content licensors do not guarantee or warrant the accuracy, completeness or timeliness of, or otherwise endorse these views, and opinions. BigMint and its affiliates, or their employees, directors or agents shall not be liable or responsible for any loss or costs or any action whatsoever arising out of use or relying on the spot prices disseminated.