



BIGMINT

Formerly SteelMint / CoalMint

Issue 1266,

Daily Steel Report

HIGHLIGHTS

21 Aug 2024, Wed

[Intel & Insights](#)

[Snap Shot - Global Prices \(USD/MT\)](#)

[Snap Shot - Indian Domestic Prices \(INR/MT\)](#)

[Iron Ore](#)

[Coal](#)

[Scrap & Metallica](#)

[Steel](#)

[Ferro Alloy](#)

[Non Ferrous](#)

[India Domestic Billet Index](#)

[Global Prices - Region Wise](#)

[Live Tenders](#)

INDIA

Iron Ore

- India: Over 1.5 mnt iron ore fines booked in OMC's auction, bids fall m-o-m [READ MORE >](#)
- India: PELLEX remains stable despite hike in sponge iron prices [READ MORE >](#)
- India: Pellet prices remain stable in Karnataka amid weak demand [READ MORE >](#)
- India: NMDC Kumaraswamy iron ore auction fetches premium bids [READ MORE >](#)
- India: NMDC cuts iron ore base price by around INR 460/t (\$5/t) for its Donimalai auction [READ MORE >](#)
- India: 24,000 t of iron ore to be auctioned from Karnataka [READ MORE >](#)
- India: KSMCL's iron ore auction from Karnataka gets weak response [READ MORE >](#)
- BigMint's Daily Trade Sheet - 17 Aug'24 [READ MORE >](#)

Coal

- India's coking coal port stocks dip by 2% w-o-w - Week 33 [READ MORE >](#)
- India: Imported pet coke prices inch down w-o-w [READ MORE >](#)

Scrap & Metallics

- South Asian ferrous scrap market stumbles amid cautious domestic, global headwinds [READ MORE >](#)
- India: BigMint's scrap index rises by INR 200/t d-o-d amid moderate demand-20 Aug'24 [READ MORE >](#)
- India: Sponge iron prices rise d-o-d on active bookings - 20 Aug'24 [READ MORE >](#)
- NMDC's recent auction of 35,000 tons of pig iron has garnered significant interest from buyers [READ MORE >](#)
- India: Tata Metaliks cuts pig iron prices by INR 1,000/t (\$12/t) [READ MORE >](#)

Steel

- India's Brand-wise Rebar Offers from BF and IF route mills -20 Aug [READ MORE >](#)
- India: BigMint's billet index increases by INR 450/t d-o-d amid limited buying - 20 Aug [READ MORE >](#)
- Indian DRI, billet and rebar update - 20 Aug [READ MORE >](#)
- India: RINL floats 50,000 t ocean sale bloom and billet export tenders [READ MORE >](#)

Ferro Alloy

- India: SAIL-BSP books 20,500 t of silico manganese at reverse auction [READ MORE >](#)
- Market sentiment weakens as OMCL ferro chrome auction sees limited bookings [READ MORE >](#)
- India: Ferro silicon prices stable amid tight supplies [READ MORE >](#)
- India: Silico manganese export market remains quiet with range-bound prices [READ MORE >](#)
- India: NMDC floats 1,800 t silico manganese purchase tender [READ MORE >](#)
- India: RINL issues 10,000 t silico manganese procurement tender [READ MORE >](#)
- India: Defence Ministry issues 6 t ferro vanadium purchase tender [READ MORE >](#)
- India: RINL CMD praises Andhra CM for vital Garbham mine lease extension [READ MORE >](#)
- AM/NS India issues 250 t ferro silicon purchase tender [READ MORE >](#)

Non Ferrous

- India: Imported aluminium scrap prices move up w-o-w post-holiday week, LME surge [READ MORE >](#)
- India: Domestic copper prices rise as LME moves up [READ MORE >](#)
- LME base metal prices show positive trends, with aluminium gaining over 3% [READ MORE >](#)
- India: Hindustan Zinc increases zinc prices by INR 2,300/t (\$27/t), lead remains stable [READ MORE >](#)
- India: Hindalco, Balco raise aluminium ingot prices by up to INR 6,500/t (\$77/t) [READ MORE >](#)

Stainless Steel

India's finished flat stainless steel exports drop 15% in H1. Demand recovery likely from late H2

[READ MORE >](#)

Ship Breaking

South Asian ship recycling markets struggle amid series of challenges

[READ MORE >](#)

India: Melting scrap prices inch up by INR 200/t d-o-d in Alang

[READ MORE >](#)

CHINA

China ferrous scrap prices refresh 4-year low

[READ MORE >](#)

China: Steel billet prices inch up by RMB 10/t (\$1/t) amid rise in rebar futures

[READ MORE >](#)

China's major steel prices plunge to multi-year lows

[READ MORE >](#)

SOUTH ASIA

Pakistan: Imported scrap index drops \$12/t w-o-w, buyers remain cautious

[READ MORE >](#)

SOUTH EAST ASIA

Bumi reports 7% rise in coal output in H1, raises full-year guidance

[READ MORE >](#)

FAR EAST ASIA

Middle East: Imported HRC prices decline w-o-w

[READ MORE >](#)

Japan: Tokyo Steel rolls over steel prices m-o-m for Sep'24 sales

[READ MORE >](#)

Japan's ordinary steel orders decline y-o-y in June: JSF

[READ MORE >](#)

Japan: Aluminium plate imports reach 13.4% in H1, yen appreciation may boost trend

[READ MORE >](#)

MEA (MIDDLE EAST AFRICA)

Indian mills continue to hold HRC export offers amid competition from China

[READ MORE >](#)

Iran: Steel exports drop over 20% in first 4 months of current Persian year

[READ MORE >](#)

Pakistan: Imported scrap index drops \$12/t w-o-w, buyers remain cautious

Aug 20, 2024 19:42

Pakistan's imported ferrous scrap index has sharply declined by \$12/tonne (t) w-o-w due to slow finished steel sales and delayed payments from end-users. Most buyers and traders are adopting a wait-and-watch approach, anticipating a further

decline in prices, which they expect to reach \$390-392/t, while UAE prices are projected at \$400-405/t. BigMint's assessment of Europe-origin shredded scrap was at \$398/t, down \$12/t w-o-w. An official representing a Pakistani mi

Continued

SNAP SHOT - GLOBAL PRICES (USD/MT)

Commodity	Particular	Size, Grade	As on	Price	Change	1M	3M
Iron Ore Fines ¹	China Imports	Fines, Fe 62%	20 Aug 11.20 IST	\$94	+1	-9	-25
Iron Ore ¹	Indian Imports	Lumps, Fe 64%	14 Aug 12.54 IST	\$110	-3	-11	-19
Pellets (Brazil) ²	China Imports	6-20 mm, Fe 65%	14 Aug 12.55 IST	\$119	-4	-8	-17
Pellets (India) ²	China Imports	6-20 mm, Fe 63%	16 Aug 18.20 IST	\$100	-4	-10	-24
Coking ²	Australia Exports	Premium HCC	20 Aug 11.29 IST	\$205	0	-20.6	-34.25
Non Coking ²	India Imports	RB2, S.Africa	20 Aug 13.48 IST	\$111	0	+0.8	+1
Graphite Electrode ²	China Exports	600mm, UHP	08 Aug 18.10 IST	16,050 RMB/t	0	-100	-1,800
Scrap ²	India Imports	Shredded	20 Aug 18.48 IST	\$402	-1	-12	-14.2
Scrap ²	Turkey Imports	HMS 80:20	20 Aug 18.50 IST	\$370	-1	-19.4	-8.6
Scrap ²	Pakistan Imports	Shredded	20 Aug 18.48 IST	\$398	-5	-28.6	-20.2
Scrap ²	Bangladesh Imports	Shredded	20 Aug 18.48 IST	\$415	-1	-10.4	-4.6
Scrap (Ship Breaking) ²	India Imports	Containers	20 Aug 11.49 IST	\$520	+10	-10	-30
Billet ²	India Exports	150*150, 3SP/4SP	20 Aug 18.22 IST	\$490	0	0	-10
Billet ²	Russia Exports	130*130, 3SP	20 Aug 18.22 IST	\$470	-10	-25	-28
Billet ²	Iran Exports	130*130, 3SP	20 Aug 18.22 IST	\$465	-7	-13	-13
Billet ²	Philippines Import	150*150, 3SP	20 Aug 18.21 IST	\$465	-15	-25	-60
Sponge Iron ²	India Exports	-	-	-	-	-	-
Pig Iron ²	Russia Exports	Steel Grade	17 Aug 13.01 IST	\$392	0	-18	-20
HRC ²	China Exports	3-12mm, SS400	20 Aug 18.32 IST	\$455	-25	-45	-85
Wire Rod ²	Nepal Import	5.5-6.0mm, Commercial Grade	17 Aug 13.17 IST	\$530	0	-8	-62
HRC ²	India Exports	2.5 mm, SAE1006	23 Apr 18.30 IST	\$560	0	-15	-40
HRC ²	South Korea Exports	1.6-2.5mm, SAE 1006	13 Aug 18.46 IST	\$520	-30	-30	NA
HRC (China) ²	Vietnam Imports	2-3mm, SAE 1006	20 Aug 18.22 IST	\$500	-10	-25	-65
HRC (China) ²	Dubai Imports	2-3mm, SAE 1006	20 Aug 18.22 IST	\$500	-10	-25	-65
CRC ²	India Exports	0.9 mm, IS 513 Gr.O	14 Aug 18.03 IST	\$675	0	0	-25
CRC ²	China Exports	0.90mm, SPCC	14 Aug 18.03 IST	\$535	-20	-35	-75
HR Plate ²	China Exports	5-10mm, SS 400	14 Aug 18.05 IST	\$500	-25	-30	-55
GP ²	China Exports	DX51D+z80, Width 1,000-1,500 mm, thickness 0.5-2mm	14 Aug 18.08 IST	\$590	-25	-35	-70
Silico Manganese ²	India Exports	25-150 mm, HC 65-16	20 Aug 18.35 IST	\$961	-2	-13	-232
Ferro Chrome ²	China Import	10-150mm, HC 60%	21 Aug 10.10 IST	¢95.5 /lb	0	-2.5	-4
Manganese Ore ²	India Imports	Lumps, Mn 37%,	17 Aug 10.42 IST	\$4 /dmtu	-0.3	-0.9	-2.45
Ferro Manganese ²	India Exports	25-150 mm, HC 75%	20 Aug 18.38 IST	\$997	-3	-25.2	-208
Ferro Silicon ²	Bhutan Exports	10-50 mm, FeSi 70%	20 Aug 18.45 IST	\$1,130	0	-70	-160

1-Daily Assessment, 2-Weekly Assessment, 3-Monthly Assessment, W-O-W: Week On Week, 1M: Change over last month, 3M: Change over last 3 months

India: PELLEX remains stable despite hike in sponge iron prices

Aug 20, 2024 20:08

Pellet offers remain unchanged in Raipur Sponge iron, billet prices improve Market participants waiting for OMC auction results BigMint's bi-weekly domestic pellet (Fe63%) index remained stable at INR 8,950/t (\$107/t) DAP Raipur as of

20 August, 2024, compared to 16 August. Around 21,000 t of pellets (Fe62.5%) were sold by eastern India-based producers at INR 8,300/t DAP Raipur. The Raipur pellet market remained moderate in the last couple of days amid holidays. Some buyers

Continued

SNAP SHOT - INDIAN DOMESTIC PRICES (INR/MT)

Commodity	Particular	Size, Grade	As on	Price	Change	1M	3M
Fines/lumps ²	Iron Ore Index	5-18 mm, Fe 63%, DR Grade	17 Aug 14.41 IST	5,750	-50	-300	-1,650
Fines/lumps ²	Iron Ore Index	0-10 mm, Fe 63%	17 Aug 14.41 IST	4,600	-50	+100	-1,300
Iron Ore ³	NMDC	6-40 mm, Fe 65.5%	07 Aug 11.13 IST	5,350	NA	NA	-1,100
Iron Ore ³	NMDC	0-10 mm, Fe 64%	07 Aug 11.05 IST	4,610	NA	NA	-1,000
Pellets ²	Raipur	6-20 mm, Fe 63%	20 Aug 18.40 IST	9,100	0	+300	-2,450
Pellets ²	Bellary	6-20 mm, Fe 63%	20 Aug 18.40 IST	9,500	0	-300	-1,050
Met Coke ²	Ex-India (East)	25-90 mm, Blast Furnace-grade	14 Aug 17.16 IST	34,800	0	0	-700
Graphite Electrode ³	Ex-India	600mm, UHP	24 Jun 19.11 IST	325,000	0	0	0
Mill Scale ²	FoR-Kandla	Fines, Fe 70/68%	17 Aug 13.57 IST	6,650	0	-75	-850
Hms ¹	Ex-Mumbai	HMS	20 Aug 17.37 IST	33,200	+200	-300	-3,100
Hms ¹	Ex-Alang	HMS	20 Aug 17.37 IST	34,200	+200	-1,000	-3,800
Pig Iron ¹	Ex-Durgapur	Steel Grade	20 Aug 17.44 IST	37,000	0	-650	-4,400
Pig Iron ¹	Ex-Ludhiana, Foundary	Foundry Grade	20 Aug 13.33 IST	44,000	0	+1,000	-1,600
Sponge Pellet ¹	Ex-Raipur	Lumps, FeM 80%, +/-1	20 Aug 17.51 IST	25,050	+400	-250	-3,150
Billet ¹	Ex-Mumbai	100x100mm, IS 2831	20 Aug 17.50 IST	41,400	+400	+400	-5,100
Billet ¹	Ex-Raipur	100x100mm, IS 2831	20 Aug 17.50 IST	39,000	+450	+250	-5,200
TMT (Re-Bar) Secondary mills ¹	Ex-Mumbai	12-25mm, IF Route, Fe 500, IS 1786	20 Aug 17.42 IST	45,700	+600	-100	-7,000
TMT (Re-Bar) Secondary mills ¹	Ex-Delhi/NCR	12-25mm, IF Route, Fe 500, IS 1786	20 Aug 13.37 IST	45,800	+100	-500	-4,600
TMT (Re-Bar) ²	Ex-Mumbai	12-32mm, BF Route, IS 1786 Fe 500D	16 Aug 17.32 IST	49,900	-400	-2,400	-8,500
Structure ¹	Ex-Mumbai	40x40 Angle, IF Route, IS 2062/2011 E-250 Gr A	21 Aug 10.13 IST	48,900	+100	+900	-4,900
Wire Rod ¹	Ex-Raipur	5.5 mm, SWRY 14 LC Gr 3, Induction route	20 Aug 17.37 IST	43,200	+500	+200	-4,800
HRC ²	Ex-Delhi	2.5-8mm / CTL, IS2062, Gr E250 Br.	20 Aug 18.03 IST	50,400	0	-1,100	-4,200
HRC ²	Ex-Mumbai	2.5-8mm / CTL, IS2062, Gr E250 Br.	20 Aug 18.03 IST	50,300	0	-1,200	-3,600
CRC ²	Ex-Delhi	0.90mm / CTL, IS 513, CR1	20 Aug 18.13 IST	58,000	0	-1,250	-2,900
CRC ²	Ex-Mumbai	0.90mm / CTL, IS 513, CR1	20 Aug 18.13 IST	57,400	0	-1,750	-3,300
HR Plate ²	Ex-Mumbai	5-10mm, Gr E250 Br.	14 Aug 18.18 IST	51,000	-500	-2,600	-4,000
GP ²	Ex-Mumbai	0.8mm / CTL, 120 GSM, IS277	14 Aug 18.32 IST	61,200	-1,200	-2,100	-3,700
Silico Manganese ²	Ex-Raipur	25-150 mm, HC 60-14	20 Aug 18.36 IST	68,600	-300	-280	-15,300
Ferro Manganese ²	Ex-Raipur	25-150 mm, HC 70%	20 Aug 18.32 IST	74,800	-200	-1,900	-15,800
Ferro Chrome ²	Ex-Jajpur	10-150mm, HC 60%, Si- 4%	16 Aug 18.34 IST	103,100	0	-5,600	-3,300
Manganese Ore ²	Ex Balaghat, MOIL	Lumps, Mn 37%, Fe 7.5%	01 Aug 13.27 IST	15,146	-5,601	-5,601	NA
Chrome Ore ²	Ex-Odisha OMC, E-auction	Lumps, Friable 48-50%	20 Jul 12.17 IST	24,145	-641	-641	NA

*Basic Price GST @ 18% extra

1-Daily Assessment, 2-Weekly Assessment, 3-Monthly Assessment, W-O-W: Week On Week, 1M: Change over last month, 3M: Change over last 3 months

Iron Ore

Iron Ore (India)

Particular/Delivery	Size/Grade	Delivery	As On	Price	Change	1M	3M
Indian prices (in INR/MT)							
Odisha Iron Ore Index	5-18 mm, Fe 63%, DR Grade	Ex-mines	17 Aug 14.41 IST	5,750	-50	-300	-1,650
	10-30mm, Fe 63%, BF Grade	Ex-mines	17 Aug 14.41 IST	5,050	0	-150	-1,700
	0-10 mm, Fe 63%	Ex-mines	17 Aug 14.41 IST	4,600	-50	+100	-1,300
	0-10mm, Fe 60%	Ex-mines	17 Aug 14.41 IST	3,750	-100	-50	-1,250
	0-5mm, Fe 57%	Ex-mines	14 Aug 17.32 IST	2,650	-50	-100	-950
	5-18 mm, Lumps, Fe 60%	Ex-mines	17 Aug 14.41 IST	5,000	-100	-200	-1,600
	10-30 mm, lumps, Fe 60%	Ex-mines	17 Aug 14.41 IST	4,500	-100	-200	-1,450
	0-10mm, Fe 62%	Ex-mines	17 Aug 14.41 IST	4,300	-150	0	-1,100
OMC Daitari	10-40 mm, Fe 62%	Ex-Mines	20 Jul 12.41 IST	5,060	-700	-700	-940
OMC Kurmitar (Koira)	0-5 mm, Fe 62-60%	Ex-Mines	20 Jul 12.41 IST	4,100	0	0	-500
	10-40 mm, Fe 62%	Ex-Mines	20 Jul 12.41 IST	5,000	-550	-550	-1,200
OMC Gandhamardan	0-5 mm, Fe 62-60%	Ex-Mines	20 Jul 12.41 IST	4,250	+200	+200	-300
	10-40 mm, Fe 62%	Ex-Mines	20 Jul 12.41 IST	4,700	-250	-250	-1,300
OMC Daitari	0-5 mm, Fe 62-64%	Ex-Mines	20 Jul 18.53 IST	4,800	-950	-950	-500
OMC Guali	5-18 mm, Fe 62%	Ex-mines	20 Jul 12.41 IST	5,255	-350	-350	-795
	Fines -5 mm, Fe 60-62%	Ex-mines	20 Jul 12.41 IST	4,400	-150	-150	-700
OMC Jiling	5-18 mm, Fe 62%	Ex-mines	20 Jul 12.41 IST	5,850	-300	-300	-1,850
	Fines -5 mm, Fe 60-62%	Ex-mines	20 Jul 12.41 IST	4,500	-150	-150	-850
NMDC, Chhattisgarh	0-10 mm, Fe 64%	F.O.R Siding	07 Aug 11.05 IST	4,610	NA	NA	-1,000
	10-40 mm, Fe 67%, DR CLO	F.O.R Siding	07 Aug 11.05 IST	6,420	NA	NA	-1,100
	10-150 mm, Fe 65.5%	F.O.R Siding	07 Aug 11.05 IST	5,320	NA	NA	-1,130
	6-40 mm, Fe 65.5%	F.O.R Siding	07 Aug 11.13 IST	5,350	NA	NA	-1,100
Chandrapur, Maharashtra	0-10mm, Fe 63%	FoR Ballarshah	16 Aug 16.34 IST	6,100	0	0	0
Ex-Bellary	0-10 mm, Fe 62%	Ex-Mines	14 Aug 16.58 IST	4,500	0	-650	-1,200
	0-10 mm, Fe 57%	Ex-Mines	14 Aug 16.58 IST	2,700	0	-450	-600
Karnataka e-auction	Lumps 10-20mm, Fe 63%	Ex-Mines	31 Jul 13.59 IST	4,300	-400	-400	-550
	Fines 0-5 mm, Fe 60%	Ex-Mines	31 Jul 13.59 IST	3,200	-500	-500	-500

Pellets (India)

Indian prices (in INR/MT)							
Ex-Barbil	6-20 mm, Fe 63%, (+/- 0.5%)	FOR Siding	20 Aug 18.40 IST	7,100	0	-325	-2,350
Ex-Durgapur	6-20 mm, Fe 63%, (+/- 0.5%)	Ex-Works	20 Aug 18.40 IST	7,850	0	-525	-2,100
Ex-Jamshedpur	6-20 mm, Fe 63%	Ex-Works	06 Aug 18.55 IST	8,050	-50	-125	-1,450
Ex-Jharsugda	6-20 mm, Fe 63%, (+/- 0.5%)	Ex-Works	20 Aug 18.40 IST	7,900	+100	-100	-2,025
Ex-Raipur	6-20 mm, Fe 63%, (+/- 0.5%)	Ex-Works	20 Aug 18.40 IST	9,100	0	+300	-2,450
Ex-Kandla	6-20 mm, Fe 64/63%	DAP	20 Aug 18.40 IST	9,900	0	-800	-2,300
Ex-Bellary	6-20 mm, Fe 63%	Ex-Works	20 Aug 18.40 IST	9,500	0	-300	-1,050

Weekly Assessment, GST @ 5% extra., Barbil and Kandla - Prices Loaded to Wagons

Concentrates (India)

Indian prices (in INR/MT)							
Ex-Jabalpur	-45 micron, Fe 63%	Ex-works	17 Aug 14.02 IST	4,000	0	-200	-700

Iron Ore (Global)

Global prices (in USD/MT)							
CNF China	Fines, Fe 61.5% (Australia Origin)	-	20 Aug 11.20 IST	\$92	+1	-9	-25
CNF China	Fines, Fe 62% (Australia Origin)	-	20 Aug 11.20 IST	\$94	+1	-9	-25
CNF China	Fines, Fe 62.5% (Brazil Origin)	-	16 Aug 12.46 IST	\$95	-6	-11	-27
CNF China	Fines, Fines 63/62% (India origin)	-	16 Aug 12.46 IST	\$88	-3	-5	-16
CNF China	Lumps, Fe 64/63% (South Africa Origin)	-	16 Aug 12.46 IST	\$94	-5	-10	-26
CNF China	Lumps, USD/dmtu	-	20 Aug 11.20 IST	\$0.16	-0.009	-0.02	+0.029

CNF China	Fines, Fe 55% (India Origin)	-	20 Aug 18.13 IST	\$57	-4.5	-7.25	-17.5
CNF China	Fines, Fe 56% (India Origin)	-	20 Aug 18.13 IST	\$60	-4.5	-7.25	-17.5
CNF China	Fines, Fe 57% (India origin)	-	20 Aug 18.13 IST	\$63	-4.5	-7.25	-17.5
CNF India	Lumps, Fe 64% (South Africa origin)	-	14 Aug 12.54 IST	\$110	-3	-2	-17
FOB India	Fines, Fe 57% (India origin)	-	20 Aug 18.14 IST	\$50	-4	-8.5	-18.5

Prices on DMT basis (Daily Assessment) , India- Single Port Loading , FOB prices including demurrage , June to November: Moisture@ 10% , December to May: Moisture@ 8% , Or, actual moisture as per cargo certificate submitted by shipper to be adjusted

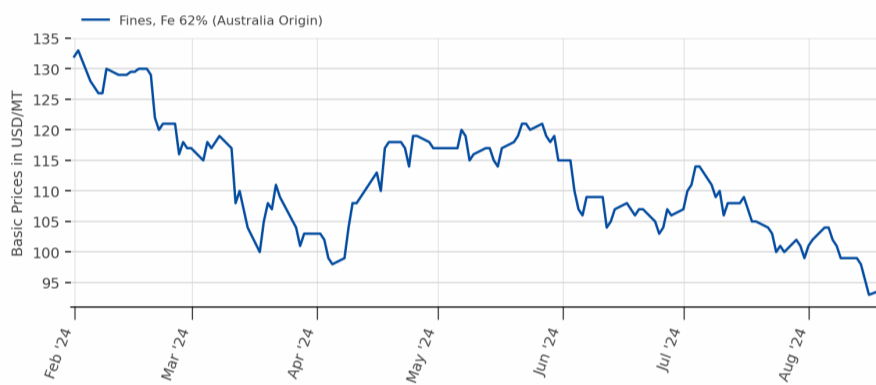
Pellets (Global)

Global prices (in USD/MT)

CNF China	6-20 mm, Fe 63% (India Origin)	-	16 Aug 18.20 IST	\$100	-4	-10	-24
	6-20 mm, Fe 65% (Brazil Origin)	-	14 Aug 12.55 IST	\$119	-4	-8	-17
FOB India	6-20 mm, Fe 63%	-	16 Aug 18.21 IST	\$87	-3.5	-10	-22
CNF China	5-20mm, Fe 63%	-	16 Aug 11.44 IST	\$7.5	+0.4	+0.5	+3.7
	6-20mm	-	16 Aug 11.44 IST	\$17	+0.4	+0.7	+5.45

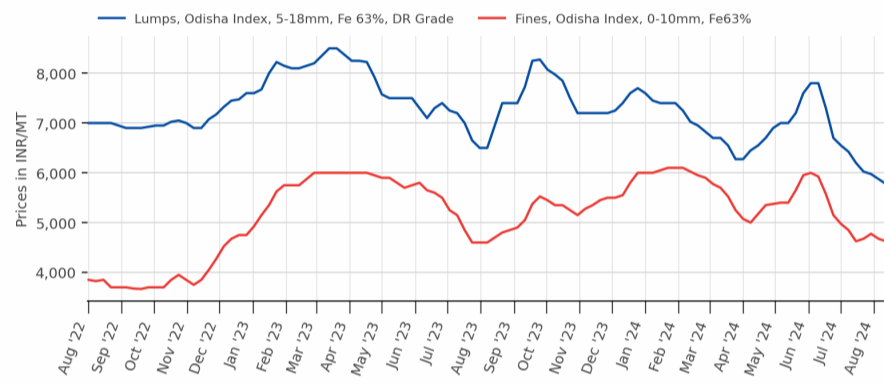
Note:- W-O-W: Week On Week, 1M: Change over last month, 3M: Change over last 3 months

Iron Ore Fines, CNF Rizhao China



Source:BigMint

Odisha Iron Ore Price Index (Lumps & Fines)



Source:BigMint

BigMint pellet index

Quantity sold (t) | Average Monthly Price (INR/t)

PELLEX - INR 8,950 (=) DAP Raipur, Fe 63%, 20 Aug'24

Source: BigMint | Pellet trade volumes recorded by BigMint

India: PELLEX remains stable despite hike in sponge iron prices

2024-08-20

[READ MORE](#)

India: Daily Trade Sheet for steel & related commodities

BigMint's Daily Trade Sheet - 17 Aug'24

2024-08-20

[READ MORE](#)

Snapshot of OMC iron ore fines e-auction

Mines	Size (mm)	Fe (%)	Base price as on 20 Jul'24 (INR/t)	Bid price as on 20 Jul'24 (INR/t)	Base price as on 20 Aug'24 (INR/t)	Bid price as on 20 Aug'24 (INR/t)	Quantity offered as on 20 Aug'24 (t)	Quantity booked as on 20 Aug'24 (t)
Gandhamardan	-10 (Block A)	60-62%	3,300	3,850	3,050	3,150	125,000	125,000
	-10 (Block B)	60-62%	3,400	4,250	3,250	3,450	375,000	375,000
Daitari	-10 (Block B)	62-65%						
	-10	60-62%	3,850	4,600	3,770	3,870	235,000	235,000
Tiring Pahar	-10	62-65%	4,150	4,800	3,950	4,000	20,000	20,000
	-10	60-62%	3,460	4,210	3,300	3,450	8,000	8,000
Guali	-10	62-65%	3,740	4,340	3,740	3,890	4,000	4,000
	-5	60-62%	3,750	4,400	3,450	4,100	175,000	175,000
Jilling	-5	62-65%	4,050	4,750	3,700	4,500	4,000	4,000
	-5	65(+)%						
Koira	-5	60-62%	3,850	4,500	3,550	4,250	250,000	250,000
	-5	55-58%	1,870	2,320	1,520	2,370	20,000	20,000
Khandbandh	-10	60-62%	3,350	4,100	3,050	3,500	60,000	60,000
	-10	60-62%	3,000	3,900	3,000	3,250	40,000	40,000
Banspani	-10	55-58%	1,770	2,470	1,770	2,170	4,000	4,000
	-10	60-62%	3,650	3,950	3,350	3,500	75,000	75,000
Unchabali	-10	62-65%	3,950	4,500	3,600	4,150	8,000	8,000
	-5	55-58%	1,870	2,870	1,420	2,020	20,000	20,000
Roida C	-10	60-62%	3,650	4,300	3,350	3,900	80,000	80,000
	-10	62-65%	3,950	4,500	3,600	4,150	8,000	8,000
Total			3,010	3,310	2,660	2,810	1,515,000	1,515,000

Source: BigMint

India: Over 1.5 mnt iron ore fines booked in OMC's auction, bids fall m-o-m

2024-08-20

[READ MORE](#)

Bellary Pellet Prices v/s Traded Volumes

Quantity booked | Pellet prices

Source: BigMint

India: Pellet prices remain stable in Karnataka amid weak demand

2024-08-20

[READ MORE](#)

NMDC Iron Ore Production

Production in mmt

Source: BigMint

India: NMDC Kumaraswamy iron ore auction fetches premium bids

2024-08-20

[READ MORE](#)

एनएमडीसी

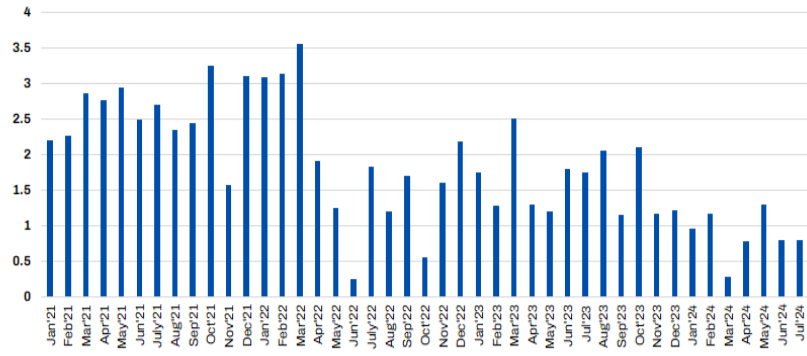
NMDC

India: NMDC cuts iron ore base price by around INR 460/t (\$5/t) for its Donimalai auction

2024-08-20

[READ MORE](#)

Karnataka iron ore e-auction sales volume



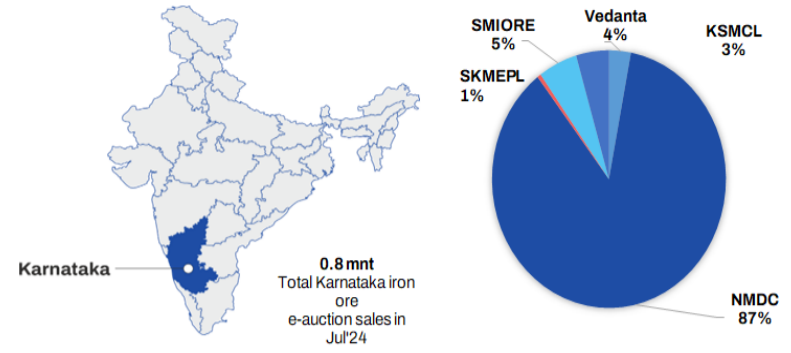
Source: BigMint

India: 24,000 t of iron ore to be auctioned from Karnataka

2024-08-20

[READ MORE](#)

Karnataka miner-wise iron ore e-auction sales in Jul'24



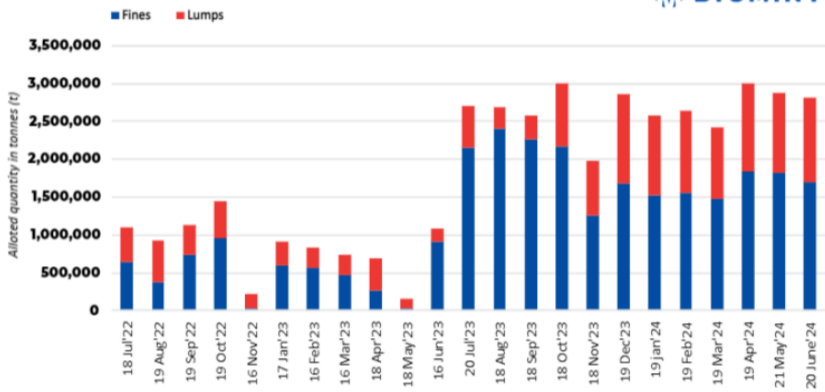
Source: BigMint

India: KSMCL's iron ore auction from Karnataka gets weak response

2024-08-20

[READ MORE](#)

Summary of OMC iron ore e-auction

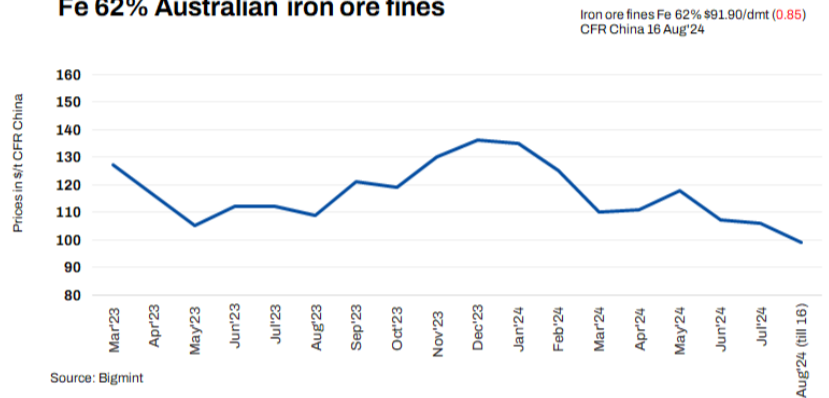


India: OMC cuts base price by upto INR 350/t for upcoming iron ore auction

2024-08-17

[READ MORE](#)

Fe 62% Australian iron ore fines



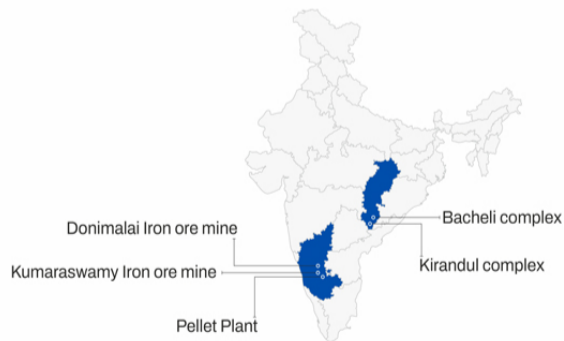
Source: BigMint

China: Iron ore spot prices fall by \$1/t d-o-d

2024-08-17

[READ MORE](#)

NMDC's iron ore Mines location

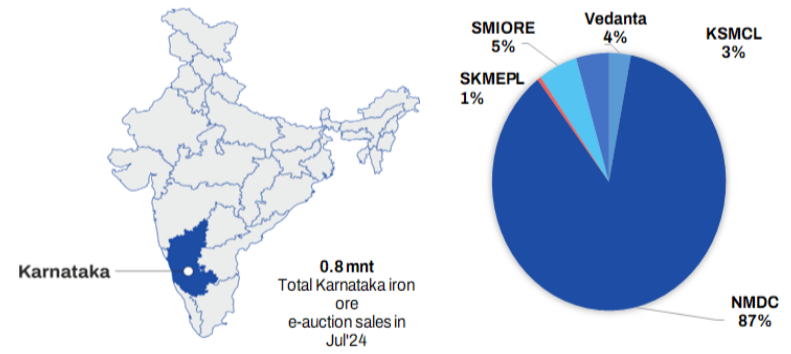


India: Over 110,000 t of iron ore fetches bids in NMDC's Chhattisgarh auction

2024-08-17

[READ MORE](#)

Karnataka miner-wise iron ore e-auction sales in Jul'24



Source: BigMint

India: Nearly 90,000 t of iron ore to be auctioned from Karnataka

2024-08-17

[READ MORE](#)

Coal

Non Coking (India)

Particular/Delivery	Size/Grade	Delivery	As On	Price	Change	1M	3M
Indian prices (in INR/MT)							
Ex-Gangavaram	RB2 (5500 NAR), S.Africa	Ex-Port	20 Aug 16.57 IST	9,650	0	0	- 300
	RB3 (4800 NAR), South Africa	Ex-Port	20 Aug 16.57 IST	7,750	0	0	- 550

Met Coke (India)

Indian prices (in INR/MT)							
Ex-Jajpur	25-90 mm, Blast Furnace-grade	Ex-Yard	14 Aug 17.16 IST	34,800	0	0	- 700
Ex-Gandhidham	25-90 mm, Blast Furnace-grade	Ex-Yard	14 Aug 17.16 IST	32,700	0	- 200	- 800

Coking (Global)

Global prices (in USD/MT)							
CNF India	0-40mm, HCC 64 Mid Vol, Australia	-	20 Aug 11.26 IST	\$201	- 1	- 17.8	- 22.25
	0-40mm, Premium HCC, Australia	-	20 Aug 11.26 IST	\$220	- 1	- 22	- 37.25
	Low Vol PCI, Australia	-	20 Aug 11.26 IST	\$192	0	- 21.4	+ 9.75
FOB Australia	0-40mm, Low Vol PCI	-	20 Aug 11.29 IST	\$176	- 1	- 21.2	+ 12
	HCC 64 Mid Vol	-	20 Aug 11.29 IST	\$186	- 1	- 16.8	- 19.75
	Premium HCC	-	20 Aug 11.29 IST	\$205	0	- 20.6	- 34.25

Non Coking (Global)

Global prices (in USD/MT)							
CNF India	RB1 (6000 NAR), S.Africa	-	20 Aug 13.48 IST	\$128	0	+ 4.8	+ 3.4
	RB2 (5500 NAR), S.Africa	-	20 Aug 13.48 IST	\$111	0	+ 0.8	+ 1
	RB3 (4800 NAR), S.Africa	-	20 Aug 13.48 IST	\$92	0	+ 1.8	- 5
FOB South Africa	RB1 (6000 NAR)	-	20 Aug 13.47 IST	\$111	0	+ 4.8	+ 4.4
	RB2 (5500 NAR)	-	20 Aug 13.47 IST	\$94	0	+ 0.8	+ 2
	RB3 (4800 NAR)	-	20 Aug 13.47 IST	\$75	0	+ 1.8	- 4

Met Coke (Global)

Global prices (in USD/MT)							
FOB China	25-90mm, 64% CSR	-	14 Aug 17.49 IST	\$258	- 8	- 21	- 44
CNF India	25-90mm, 64% CSR, China	-	14 Aug 17.50 IST	\$273	- 6	- 22	- 44
	64% CSR, Japan origin	-	14 Aug 17.50 IST	\$358	0	- 2	- 7

Note:- W-O-W: Week On Week, 1M: Change over last month, 3M: Change over last 3 months

Scrap & Metallic

Sponge (India)

Region	Particular	Sponge Iron (C-DRI)				Pellet Sponge (P-DRI)			
		Price	Change	W-O-W	1M	Price	Change	W-O-W	1M
Indian prices (in INR/MT) As on 20 Aug 2024									
North India	Mandi Gobindgarh	30,000	0	0	0	-	-	-	-
East India	Durgapur	27,000	0	-300	0	25,300	0	0	+350
East India	Rourkela	26,000	0	0	-200	-	-	-	-
Central India	Raigarh	26,200	+300	+350	-450	24,200	+300	+350	-450
Central India	Raipur	29,550	+650	+1,050	+200	25,050	+400	+550	-250
South India	Bellary	27,000	+50	0	+100	25,900	+100	0	+100
Eastern India	Ramgarh	27,000	0	+100	-200	25,100	0	+300	-50
East India	Jharsugda	-	-	-	-	23,800	+300	+600	-100
South India	Hyderabad	-	-	-	-	26,500	0	0	0

All prices are basic, GST extra.

Pig Iron (India)

Particular/Delivery	Size/Grade	Delivery	As On	Price	Change	1M	3M
Indian prices (in INR/MT)							
DAP-Ludhiana	Steel Grade	DAP	20 Aug 17.44 IST	40,000	0	-200	-3,000
Ex-Bokaro	Steel Grade	Ex-Plant,Bokaro	01 Aug 18.06 IST	35,900	-1,450	-1,450	-1,450
Ex-Burnpur	Steel Grade	Ex-Plant,Burnpur	31 May 16.00 IST	40,500	-2,500	0	-2,500
Ex-Durgapur	Steel Grade	Ex-Works	20 Aug 17.44 IST	37,000	0	-650	-4,400
		Ex-Plant,Durgapur	24 Jul 11.53 IST	36,700	-300	-300	-6,550
Ex-Rourkela	Steel Grade	Ex-Plant,Rourkela	16 Aug 15.36 IST	35,200	+100	-1,900	-5,600
Ex-Bhilai	Steel Grade	Ex-Plant,Bhilai	20 Jun 17.45 IST	38,000	-4,100	0	-4,100
DAP-Raigarh	Steel Grade	DAP	20 Aug 17.44 IST	36,200	+200	-1,600	-4,750
DAP-Raipur	Steel Grade	DAP	20 Aug 17.44 IST	36,600	0	-1,450	-4,900
DAP-Hyderabad	Steel Grade	DAP	20 Aug 13.35 IST	38,300	0	+300	-3,300
DAP-Delhi	Foundry Grade	DAP	20 Aug 13.33 IST	44,000	0	+1,000	-2,600
DAP-Ludhiana	Foundry Grade	DAP	20 Aug 13.33 IST	44,000	0	+1,000	-1,600
Ex-Durgapur	Foundry Grade	Ex-Works	20 Aug 16.34 IST	41,500	-1,000	-2,000	-5,000
Ex-Kharagpur	Foundry Grade	Ex-Works	20 Aug 16.34 IST	41,500	-1,000	-2,000	-5,000
DAP-Ahmedabad	Foundry Grade	DAP	20 Aug 13.33 IST	45,500	0	-300	-1,500
DAP-Kolhapur	Foundry Grade	DAP	20 Aug 13.33 IST	45,800	0	-200	-1,200

Indian pig iron price assessment frequency has been increased from weekly to daily basis.

Re - Rolling Scrap (India)

Indian prices (in INR/MT)							
Ex-Alang	19-22mm(12 ANE), Ship Breaking	Ex-Yard	20 Aug 10.50 IST	41,300	0	-1,200	-3,200
	15-18mm(10 ANE), Ship Breaking	Ex-Yard	20 Aug 10.50 IST	41,300	0	-1,100	-3,100
	1 Inch, Ship Breaking	Ex-Yard	20 Aug 10.50 IST	41,300	0	-1,200	-3,300
	12-14mm(8 ANE), Ship Breaking	Ex-Yard	20 Aug 10.50 IST	40,800	0	-1,000	-3,100
	5-10 KG, Ship Breaking	Ex-Yard	20 Aug 10.50 IST	39,800	0	-1,000	-3,200
	9-11mm(6 ANE), Ship Breaking	Ex-Yard	20 Aug 10.50 IST	39,300	0	-1,100	-3,100
	2-5 KG, Ship Breaking	Ex-Yard	20 Aug 10.50 IST	38,800	0	-1,000	-3,200
	6-8mm(4 ANE), Ship Breaking	Ex-Yard	20 Aug 10.50 IST	38,300	0	-1,100	-3,100
	1-2 KG, Ship Breaking	Ex-Yard	20 Aug 10.33 IST	35,400	+200	-1,000	-3,800
	Attachment, Ship Breaking	Ex-Yard	20 Aug 10.33 IST	35,200	+200	-1,000	-3,800
	HMS(80:20), Ship Breaking	Ex-Yard	20 Aug 10.33 IST	34,200	+200	-1,000	-3,800

Melting Scrap (India)

Particular/Delivery	Size/Grade	Delivery	As On	Price	Change	1M	3M
Indian prices (in INR/MT)							
Ex-Ludhiana	CR Busheling (Loose)	DAP	20 Aug 17.37 IST	38,300	-100	-300	-3,200
	Turning Boring Scrap	DAP	20 Aug 17.37 IST	34,600	+100	-700	-3,800
	CI Scrap, Mixed Size	DAP	20 Aug 17.37 IST	38,800	0	0	-1,000
	End Cutting	DAP	20 Aug 17.37 IST	37,200	-200	-300	-3,400
Ex-Mandi	LMS (Light Melting Scrap)	DAP	20 Aug 17.37 IST	32,600	0	-500	-3,300
	CR Busheling (Loose)	DAP	20 Aug 17.37 IST	38,600	0	-300	-3,200
	End Cutting	DAP	20 Aug 17.37 IST	37,500	+200	-300	-3,300
Ex-Durgapur	HMS(80:20)	DAP	20 Aug 17.37 IST	34,800	0	-500	-3,000
Ex-Raipur	HMS(80:20)	DAP	20 Aug 17.37 IST	34,500	0	-50	-3,750
	End Cutting	DAP	20 Aug 17.37 IST	36,100	+100	-600	-3,850
Ex-Ahmedabad	HMS(80:20)	DAP	20 Aug 17.37 IST	34,100	+100	-600	-3,950
	CR Busheling (Bundle)	DAP	20 Aug 17.37 IST	38,200	+400	0	-2,200
Ex-Alang	HMS(80:20)	DAP	20 Aug 17.37 IST	33,200	+200	-800	-3,800
	HMS(80:20)	Ex-Yard	20 Aug 17.37 IST	34,200	+200	-1,000	-3,800
Ex-Jalna	CR Busheling (Loose)	DAP	20 Aug 17.37 IST	36,100	+200	0	-3,700
	HMS(80:20)	DAP	20 Aug 17.37 IST	33,100	+200	0	-3,700
Ex-Mumbai	HMS(80:20)	DAP	20 Aug 17.37 IST	33,200	+200	-300	-3,100
	HMS(90:10)	DAP	20 Aug 17.37 IST	34,100	-300	-500	-2,700
Ex-Chennai	Turning Boring Scrap	DAP	20 Aug 17.37 IST	30,900	0	+100	-3,300
	HMS(80:20)	DAP	20 Aug 17.37 IST	31,800	-100	0	-3,400
	CR Busheling (Bundle)	DAP	20 Aug 17.37 IST	35,900	0	-400	-2,600
Ex-Coimbatore	CI Scrap, Mixed Size	DAP	20 Aug 17.37 IST	37,600	0	-200	-200
Ex-Hyderabad	HMS(80:20)	DAP	20 Aug 17.37 IST	30,000	0	-300	-3,300
	HMS(90:10)	DAP	20 Aug 17.37 IST	31,500	0	-300	-3,300
Ex-Bhilai	9-13 Meters, 60 KG	Ex-works	25 Jul 14.36 IST	40,800	-3,620	-350	-700

Mill Scale (India)

Indian prices (in INR/MT)							
Ex Plant, Raipur	Fines, Fe 70/68%	EXW	17 Aug 13.57 IST	6,950	0	+150	-75
Ex-Kandla	Fines, Fe 70/68%	DAP	17 Aug 13.57 IST	6,650	0	-75	-850

Sponge Iron (Global)

Particular/Delivery	Size/Grade	Delivery	As On	Price	Change	1M	3M
Global prices (in USD/MT)							
CNF Bangladesh	FeM 80% (+/-1), 100% lumps	-	16 Aug 17.15 IST	\$363	-15	-2	-45
CNF Nepal	Mix (70% lumps, 30% fines), FeM 80% (+/-1)	-	16 Aug 17.15 IST	\$343	-21	-12	-67

Melting Scrap (Global)

Global prices (in USD/MT)							
FOB Europe	HMS 80:20 (Bulk)	-	14 Aug 18.52 IST	\$345	-15	-13	-9
FOB USA	HMS 80:20	-	20 Aug 18.41 IST	\$343	-4	-16.8	-13
	Shredded	-	20 Aug 18.41 IST	\$363	-4	-16.8	-13
CNF Bangladesh	H2 (Bulk, Japan origin)	-	14 Aug 18.45 IST	\$405	+1	+4	+7
	HMS 80:20 (Bulk, US Origin)	-	14 Aug 18.45 IST	\$403	-5	-1	+1
	HMS 80:20 (Containers, Europe Origin)	-	20 Aug 18.48 IST	\$397	-3	-7	-5.8
	Shredded (Containers, UK Origin)	-	20 Aug 18.48 IST	\$415	-1	-10.4	-4.6
CNF China	H2	-	20 Aug 11.08 IST	\$331	-2	+6	-28
	HMS 80:20 (Bulk)	-	20 Aug 11.08 IST	\$357	0	+7	+3.8
	Shredded	-	20 Aug 11.08 IST	\$410	0	0	+3
CNF India	HMS 80:20 (Europe Origin, Containers)	-	20 Aug 18.48 IST	\$375	-1	-12.2	-25
	HMS 80:20 (West Africa Origin, Containers)	-	20 Aug 18.48 IST	\$374	0	-12.4	-21.4
	HMS 80:20 (West Africa Origin, Containers)	-	20 Aug 18.48 IST	\$378	-1	-10.8	-20.4
	Shredded (Europe Origin, Containers)	-	20 Aug 18.48 IST	\$402	-1	-12	-14.2
	Shredded (US Origin, Containers)	-	20 Aug 18.48 IST	\$395	-3	-13.4	-18.8
CNF Pakistan	Shredded (Containers, Europe Origin)	-	20 Aug 18.48 IST	\$398	-5	-28.6	-20.2
CNF Taiwan	HMS 80:20 (US Origin, Containers)	-	14 Aug 11.13 IST	\$345	-3	-2	-3
CNF Thailand	HMS 70:30	-	29 Jan 17.41 IST	\$352	+2	NA	NA
CNF Turkey	HMS 80:20 (Bulk, US Origin)	-	20 Aug 18.50 IST	\$370	-1	-19.4	-8.6

CNF Vietnam	H2, (Bulk,Japan origin)	-	12 Aug 18.47 IST	\$366	-5	-2	-9
	HMS 80:20 (Bulk, US Origin)	-	12 Aug 18.47 IST	\$375	-7	-11	-10

Pig Iron (Global)

Particular/Delivery	Size/Grade	Delivery	As On	Price	Change	1M	3M
Global prices (in USD/MT)							
FOB Black Sea	Steel Grade	-	17 Aug 13.01 IST	\$392	0	-18	-20
FOB Brazil	Steel Grade	-	17 Aug 13.01 IST	\$442	0	-3	-8
CNF Italy	Steel Grade	-	17 Aug 14.45 IST	\$439	0	-14	-21

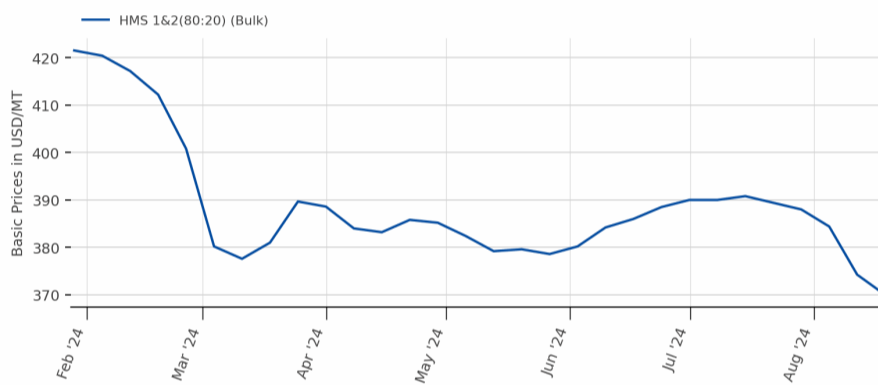
Weekly Assessment,, *Tender Prices in export

Ship Breaking (Global)

Global prices (in USD/MT)							
CNF Bangladesh	Containers	-	20 Aug 11.49 IST	\$530	+10	-10	-30
	Tanker	-	20 Aug 11.49 IST	\$520	+10	-10	-20
CNF India	Containers	-	20 Aug 11.49 IST	\$520	+10	-10	-30
	Tanker	-	20 Aug 11.49 IST	\$510	+10	-10	-20
CNF Pakistan	Containers	-	20 Aug 11.49 IST	\$510	-20	-10	-20
	Tanker	-	20 Aug 11.49 IST	\$500	-20	-10	-20
CNF Turkey	Containers	-	20 Aug 11.49 IST	\$380	+15	0	0
	Tanker	-	20 Aug 11.49 IST	\$370	+15	0	0

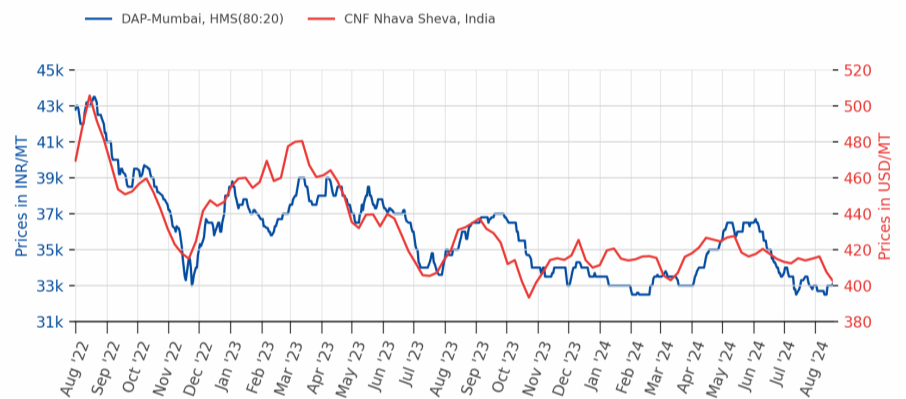
Note:- W-O-W: Week On Week, 1M: Change over last month, 3M: Change over last 3 months

Melting Scrap, CNF Turkey



Source:BigMint

Melting Scrap DAP Mumbai/CNF India



Source:BigMint

Scrap & Metallic News

South Asia: Imported shredded scrap offers from UK/Europe

Offers in \$/t, CFR

Source: BigMint

South Asian ferrous scrap market stumbles amid cautious domestic, global headwinds

2024-08-20

[READ MORE](#)

Pakistan: Imported shredded scrap price trend

Prices in \$/t, CFR Pakistan

Shredded, CFR Qasim: \$398/t (-\$12/t)

Source: BigMint

Pakistan: Imported scrap index drops \$12/t w-o-w, buyers remain cautious

2024-08-20

[READ MORE](#)

India: Melting scrap index DAP-Mandi Gobingarh (End Cutting vs Billet)

Price in INR/t

End Cutting - INR 37,500/t (+200) 20 August'24

Source: BigMint

India: BigMint's scrap index rises by INR 200/t d-o-d amid moderate demand-20 Aug'24

2024-08-20

[READ MORE](#)

India Sponge iron price & trade volume

Quantity in t

Prices in INR/t

Source: BigMint Research

India: Sponge iron prices rise d-o-d on active bookings - 20 Aug'24

2024-08-20

[READ MORE](#)

China: Ferrous scrap market updates

China ferrous scrap prices refresh 4-year low

2024-08-20

[READ MORE](#)

India: NMDC Pig Iron auction summary

Quantity in tonnes (t)

Bid prices in INR/t

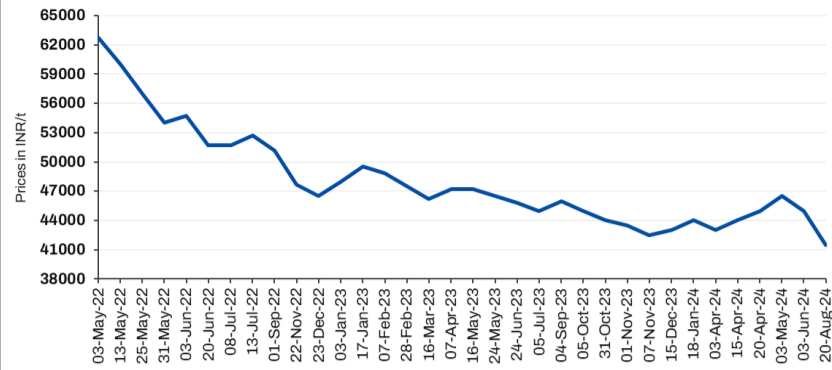
Source: BigMint

NMDC's recent auction of 35,000 tons of pig iron has garnered significant interest from buyers

2024-08-20

[READ MORE](#)

Foundry grade pig iron, exw kharagpur (East India)



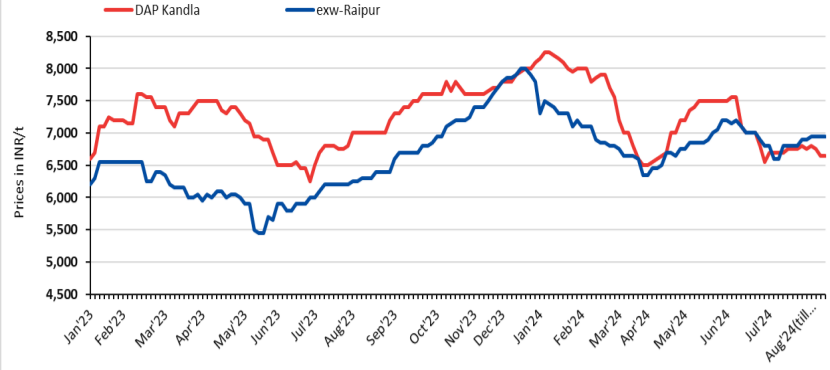
Source: BigMint

India: Tata Metaliks cuts pig iron prices by INR 1,000/t (\$12/t)

2024-08-20

[READ MORE](#)

India: Domestic mill-scale prices



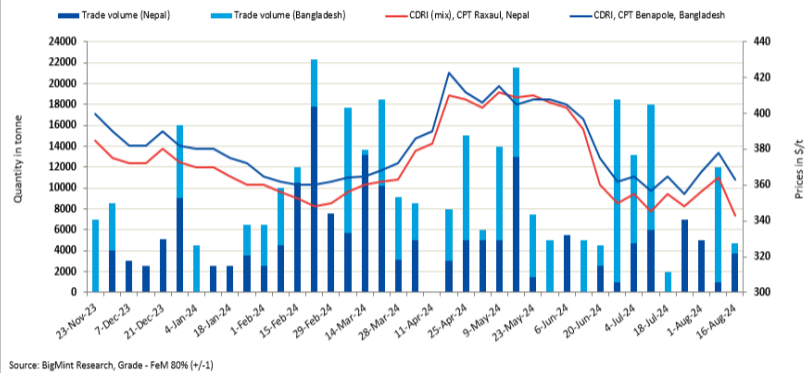
Source: BigMint

India: Mill scale prices remain stable in major markets

2024-08-17

[READ MORE](#)

India: Sponge iron Export Trade Vs Prices



Source: BigMint Research, Grade - FeM 80% (+/-1)

India: Sponge iron export offers to Nepal, Bangladesh fall \$15-21/t w-o-w

2024-08-17

[READ MORE](#)

Japanese H2 scrap export offers



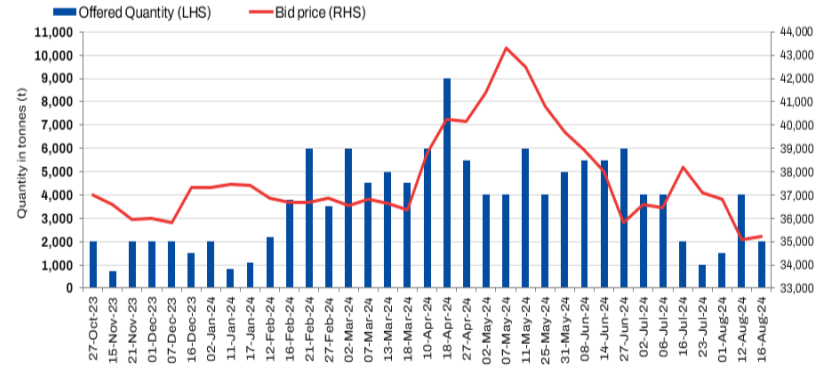
Source: BigMint

Japan: H2 scrap export offers drop further by JPY 500/t (\$3/t) w-o-w on weak demand

2024-08-16

[READ MORE](#)

SAIL RSP pig iron auction summary



Last updated on 16-Aug-24 Source: BigMint

India: 2,000 t pig iron sold at SAIL-RSP auction

2024-08-16

[READ MORE](#)

China: Shagang Steel scrap purchase price trend



Source: BigMint

China: Shagang Steel further reduces scrap procurement prices by \$11/t

2024-08-16

[READ MORE](#)

Steel

Ingots/Billet (India)

Region	Particular	INGOT				BILLET			
		Price	Change	W-O-W	1M	Price	Change	W-O-W	1M
Indian prices (in INR/MT) As on 20 Aug 2024									
North India	Ghaziabad	41,300	+ 200	0	- 200	-	-	-	-
North India	Ludhiana	44,500	0	- 200	- 800	-	-	-	-
North India	Mandi Gobindgarh	42,150	+ 50	+ 150	- 550	42,150	+ 50	+ 150	- 550
North India	Muzaffarnagar	41,200	+ 200	0	+ 200	-	-	-	-
East India	Rourkela	37,350	+ 50	- 100	- 400	37,900	+ 200	0	- 350
Central India	Raigarh	38,100	+ 200	+ 300	+ 200	38,500	+ 250	+ 300	+ 200
Central India	Raipur	38,600	+ 300	+ 350	+ 350	39,000	+ 450	+ 400	+ 250
West India	Ahmedabad	40,700	+ 300	+ 400	- 400	41,500	+ 200	+ 200	- 700
West India	Jaipur	40,550	+ 150	+ 250	+ 150	-	-	-	-
West India	Mumbai	40,900	+ 300	+ 100	+ 300	41,400	+ 400	+ 300	+ 400
East India	Durgapur	-	-	-	-	38,900	0	+ 100	0
East India	Kolkata	-	-	-	-	39,600	0	+ 100	0
West India	Bhavnagar	-	-	-	-	41,200	+ 300	+ 300	- 600
West India	Goa	-	-	-	-	40,300	0	0	- 950
West India	Jalna	-	-	-	-	40,800	+ 100	- 200	- 300
South India	Chennai	-	-	-	-	41,800	- 200	- 200	- 500
South India	HINDPUR	-	-	-	-	41,000	+ 200	+ 200	+ 100
South India	Hyderabad	-	-	-	-	39,500	0	0	- 500
Eastern India	Ramgarh	-	-	-	-	39,000	0	+ 200	- 150

All prices are basic, GST @ 18% extra. Ingot - 3.5"*4.5", Commercial Grade, Billet - 100*100

Rebar (India)

Particular/Delivery	Size/Grade	Delivery	As On	Price	PRICE @ 18%GST	Change	1M	3M
Indian prices (in INR/MT)								
Exy-Delhi/NCR	12-32mm, BF Route, IS 1786 Fe 550D	Ex-Yard	16 Aug 17.32 IST	50,200	59,200	- 600	- 2,600	- 8,000
	12-32mm, BF Route, IS 1786 Fe 500D	Ex-Yard	16 Aug 17.32 IST	50,200	59,200	- 600	- 2,600	- 8,000
Exy-Durgapur	12-32mm BF Route, IS 1786 Fe 500D	Ex-Yard	16 Aug 17.32 IST	50,300	59,400	- 400	- 2,800	- 6,500
	12-32mm BF Route, IS 1786 Fe 550D	Ex-Yard	16 Aug 17.32 IST	50,300	59,400	- 400	- 2,800	- 6,500
Exy-Ahmedabad	12-32mm BF Route, IS 1786 Fe 500D	Ex-Yard	16 Aug 17.32 IST	50,300	59,400	- 300	- 2,700	- 8,000
	12-32mm BF Route, IS 1786 Fe 550D	Ex-Yard	16 Aug 17.32 IST	50,300	59,400	- 300	- 2,700	- 8,000
Exy-Mumbai	12-32mm, BF Route, IS 1786 Fe 500D	Ex-Yard	16 Aug 17.32 IST	49,900	58,900	- 400	- 2,400	- 8,500
	12-32mm, BF Route, IS 1786 Fe 550D	Ex-Yard	16 Aug 17.32 IST	49,900	58,900	- 400	- 2,400	- 8,500
Exy-Bangalore	12-32mm, BF Route, IS 1786 Fe 500D	Ex-Yard	16 Aug 17.32 IST	51,000	60,200	- 700	- 2,400	- 8,200
	12-32mm, BF Route, IS 1786 Fe 550D	Ex-Yard	16 Aug 17.32 IST	51,000	60,200	- 700	- 2,400	- 8,200
Exy-Chennai	12-32mm, BF Route, IS 1786 Fe 500D	Ex-Yard	16 Aug 17.32 IST	51,200	60,400	- 400	- 2,000	- 7,700
	12-32mm, BF Route, IS 1786 Fe 550D	Ex-Yard	16 Aug 17.32 IST	51,200	60,400	- 400	- 2,000	- 7,700
Exy-Hyderabad	12-32mm, BF Route, IS 1786 Fe 550D	Ex-Yard	16 Aug 17.32 IST	50,200	59,200	- 100	- 3,100	- 8,500
	12-32mm, BF Route, IS 1786 Fe 500D	Ex-Yard	16 Aug 17.32 IST	50,200	59,200	- 100	- 3,100	- 8,500

Indian prices (in INR/MT)								
Ex-Delhi/NCR	12-25mm, IF Route, Fe 500, IS 1786	Ex-Works	20 Aug 13.37 IST	45,800	54,000	+ 100	- 500	- 4,600
Ex-Jaipur	12-25mm IF route, Fe 500, IS 1786	Ex-Works	20 Aug 13.37 IST	44,200	52,200	0	- 500	- 5,300
Ex-Mandi Gobindgarh	12-25mm, IF Route, Fe 500, IS 1786	Ex-Works	20 Aug 13.37 IST	46,800	55,200	+ 100	- 600	- 4,500
Ex-Muzaffarnagar	12-25mm, IF Route, Fe 500, IS 1786	Ex-Works	20 Aug 13.37 IST	44,600	52,600	0	- 800	- 4,600
Ex-Durgapur	12-25mm, IF Route, Fe 500D, IS 1786	Ex-Works	20 Aug 17.42 IST	43,400	51,200	+ 100	- 200	- 5,600
	12-25mm, IF Route, Fe 500, IS 1786	Ex-Works	20 Aug 17.42 IST	41,300	48,700	+ 100	- 200	- 5,600
Ex-Rourkela	12-25mm, IF Route, Fe 500, IS 1786	Ex-Works	20 Aug 17.42 IST	41,500	49,000	+ 500	- 200	- 5,300
	12-25mm, IF Route, Fe 500D, IS 1786	Ex-Works	20 Aug 13.37 IST	48,600	57,300	+ 100	+ 800	- 3,700
Ex-Raigarh	12-25mm, IF Route, Fe 500, IS 1786	Ex-Works	20 Aug 13.37 IST	41,500	49,000	+ 700	+ 100	- 5,700
Ex-Raipur	12-25mm, IF Route, Fe 500, IS 1786	Ex-Works	20 Aug 17.42 IST	41,700	49,200	+ 400	- 100	- 5,900
	12-25mm, IF Route, Fe 500D, IS 1786	Ex-Works	20 Aug 13.37 IST	44,800	52,900	+ 300	- 200	- 5,600
Ex-Ahmedabad	12-25mm, IF Route, Fe 500, IS 1786	FOR	20 Aug 13.37 IST	45,500	53,700	+ 200	- 700	- 4,800

Ex-Goa	12-25mm, IF Route, Fe 500, IS 1786	Ex-Works	20 Aug 13.37 IST	46,400	54,800	0	-1,100	-4,700
Ex-Jalna	12-25mm, IF Route, Fe 500, IS 1786	Ex-Works	20 Aug 13.37 IST	45,000	53,100	+300	-800	-6,400
Ex-Mumbai	12-25mm, IF Route, Fe 500, IS 1786	Ex-Works	20 Aug 17.42 IST	45,700	53,900	+600	-100	-7,000
Ex-Bangalore	12-25mm, IF Route, Fe 550, IS 1786	Ex-Works	20 Aug 13.37 IST	46,500	54,900	+300	-400	-5,000
	12-25mm, IF Route, Fe 550D, IS 1786	Ex-Works	20 Aug 13.37 IST	49,800	58,800	0	-300	-3,900
Ex-Chennai	12-25mm, IF Route, Fe 500, IS 1786	Ex-Works	20 Aug 13.37 IST	47,000	55,500	0	-500	-4,500
Ex-Hyderabad	12-25mm, IF Route, Fe 500, IS 1786	Ex-Works	20 Aug 13.37 IST	43,500	51,300	0	-500	-5,500
Ex-Patna	12-25mm IF route, Fe 500, IS 1786	Ex-Works	20 Aug 13.37 IST	42,800	50,500	+200	-600	-5,900

Structure (Medium & Small Scale Producers) (India)

Region/Zone	Particular	40 ANGLE	Change	1M	75 CHANNEL	Change	1M	200 BEAM	Change	1M
Indian prices (in INR/MT)										
North India	Ghaziabad	-	-	-	-	-	-	49,200	+100	-700
East India	Durgapur	44,000	0	-700	44,000	0	-700	44,750	0	-700
Central India	Raipur	-	-	-	44,600	+200	0	-	-	-
West India	Ahmedabad	46,300	0	-600	46,300	0	-600	-	-	-
West India	Mumbai	48,900	+100	+900	49,700	+100	+900	-	-	-
South India	Hyderabad	47,000	0	-500	46,600	0	-500	-	-	-

Indian Structure price assessment frequency has been increased from weekly to daily basis, All prices are basic, Commercial Grade, Basic Price GST @ 18% extra

Wire Rod (India)

Particular	Size/Grade	Raipur	Change	W-O-W	Durgapur	Change	W-O-W
Indian prices (in INR/MT)							
SWRY 14 LC Gr 3, Induction route	5.5 mm	43,200	+500	+700	42,300	+100	+100
HB Wire, Induction route	12 Gauge	45,700	+500	+500	44,800	+100	+100
GI Wire, Induction route	12 Gauge	49,700	+500	+300	52,400	+100	+100
Binding Wire, Induction route	20 Gauge	51,800	+500	+500	51,300	+100	+100
Barbed Wire, Induction route	12*12 Gauge	51,700	+500	+300	55,300	+100	+100

Daily Assessment, Commercial Grade, Basic Price GST @ 18% extra

HRC (India)

Particular/Delivery	Size/Grade	Delivery	As On	Price	Change	1M	3M
Indian prices (in INR/MT)							
Delhi	2.5-8mm / CTL, IS2062, Gr E250 Br.	Ex-stockyard	20 Aug 18.03 IST	50,400	0	-1,100	-4,200
Faridabad	2.5-8mm / CTL, IS2062, Gr E250 Br.	Ex-stockyard	20 Aug 18.03 IST	50,200	0	-1,300	-3,650
	2.5-8mm / CTL, IS2062, Gr E350 Br.	Ex-stockyard	20 Aug 18.03 IST	53,200	0	-1,300	-3,650
Ludhiana	1.8mm / CTL, IS2062, Gr E250 Br.	Ex-stockyard	20 Aug 18.03 IST	51,700	0	-1,300	-3,650
	2.5-8mm / CTL, IS2062, Gr E250 Br.	Ex-stockyard	20 Aug 18.03 IST	51,000	0	-1,800	-3,250
Kolkata	2.5-8mm / CTL, IS2062, Gr E250 Br.	Ex-stockyard	20 Aug 18.03 IST	48,500	-300	-2,300	-4,400
Ahmedabad	2.5-8mm / CTL, IS2062, Gr E250 Br.	Ex-stockyard	20 Aug 18.03 IST	51,400	-100	-1,400	-3,300
	2.5-8mm / CTL, IS2062, Gr E250 Br.	Ex-stockyard	20 Aug 18.03 IST	50,300	0	-1,200	-3,600
Mumbai	2.5-8mm / CTL, IS2062, Gr E350 Br.	Ex-stockyard	20 Aug 18.03 IST	53,300	0	-1,100	-3,600
	1.8mm / CTL, IS2062, Gr E250 Br.	Ex-stockyard	20 Aug 18.03 IST	51,800	0	-1,200	-3,550
Bangalore	2.5-8mm / CTL, IS2062, Gr E250 Br.	Ex-stockyard	20 Aug 18.03 IST	52,700	-100	-1,650	-3,800
Chennai	1.8mm / CTL, IS2062, Gr E250 Br.	Ex-stockyard	20 Aug 18.03 IST	52,300	0	-2,000	-5,100
	2.5-8mm / CTL, IS2062, Gr E250 Br.	Ex-stockyard	20 Aug 18.03 IST	50,500	0	-2,250	-5,400
Hyderabad	2.5-8mm / CTL, IS2062, Gr E250 Br.	Ex-stockyard	20 Aug 18.03 IST	50,900	-100	-1,350	-2,300

Weekly Assessment, Commercial Grade, *Basic Price GST @ 18% extra.,

CRC (India)

Particular/Delivery	Size/Grade	Delivery	As On	Price	Change	1M	3M
Indian prices (in INR/MT)							
Delhi	0.90mm / CTL, IS 513, CR1	Ex-stockyard	20 Aug 18.13 IST	58,000	0	-1,250	-2,900
Faridabad	0.5mm / CTL, IS 513, CR1	Ex-stockyard	20 Aug 18.13 IST	59,200	0	-1,300	-2,500
	0.90mm / CTL, IS 513, CR1	Ex-stockyard	20 Aug 18.13 IST	57,700	0	-1,300	-2,500
Ludhiana	0.90mm / CTL, IS 513, CR1	Ex-stockyard	20 Aug 18.13 IST	58,000	0	-1,500	-2,550
Kolkata	0.90mm / CTL, IS 513, CR1	Ex-stockyard	20 Aug 18.13 IST	54,800	-1,500	-2,400	-3,700
Ahmedabad	0.90mm / CTL, IS 513, CR1	Ex-stockyard	20 Aug 18.13 IST	58,000	-300	-1,800	-3,150

Mumbai	0.90mm / CTL, IS 513, CR1	Ex-stockyard	20 Aug 18.13 IST	57,400	0	-1,750	-3,300
	0.5mm / CTL, IS 513, CR1	Ex-stockyard	20 Aug 18.13 IST	58,800	0	-1,650	-3,400
Bangalore	0.9mm / CTL, IS 513, CR1	Ex-stockyard	20 Aug 18.13 IST	60,500	0	-2,500	-2,850
Chennai	0.90mm / CTL, IS 513, CR1	Ex-stockyard	20 Aug 18.13 IST	61,500	0	-550	-1,900
	0.5mm / CTL, IS 513, CR1	Ex-stockyard	20 Aug 18.13 IST	63,000	0	-550	-1,900
Hyderabad	0.90mm / CTL, IS 513, CR1	Ex-stockyard	20 Aug 18.13 IST	59,600	+100	-1,650	-3,200

Weekly Assessment, Commercial Grade, *Basic Price GST @ 18% extra.,

HR Plate (India)

Particular/Delivery	Size/Grade	Delivery	As On	Price	Change	1M	3M
Indian prices (in INR/MT)							
Delhi	60-100mm, Gr E350 Br.	Ex-stockyard	14 Aug 18.18 IST	62,200	-1,000	-2,300	-4,200
	5-10mm, Gr E350 Br.	Ex-stockyard	14 Aug 18.18 IST	54,500	-300	-2,400	-3,700
	20-40mm, Gr E350 Br.	Ex-stockyard	14 Aug 18.18 IST	58,700	-1,100	-2,300	-3,400
	60-100mm, Gr E250 Br.	Ex-stockyard	14 Aug 18.18 IST	58,700	-1,000	-2,300	-4,100
	5-10mm, Gr E250 Br.	Ex-stockyard	14 Aug 18.18 IST	51,000	-300	-2,400	-3,800
	20-40mm, Gr E250 Br.	Ex-stockyard	14 Aug 18.18 IST	55,200	-1,100	-2,200	-3,400
Mumbai	20-40mm, Gr E350 Br.	Ex-stockyard	14 Aug 18.18 IST	58,700	-300	-1,600	-2,900
	60-100mm, Gr E250 Br.	Ex-stockyard	14 Aug 18.18 IST	59,500	-100	-1,300	-2,700
	5-10mm, Gr E250 Br.	Ex-stockyard	14 Aug 18.18 IST	51,000	-500	-2,600	-4,000
	20-40mm, Gr E250 Br.	Ex-stockyard	14 Aug 18.18 IST	55,300	-400	-1,600	-2,800
	60-100mm, Gr E350 Br.	Ex-stockyard	14 Aug 18.18 IST	62,800	-200	-1,400	-3,000
	5-10mm, Gr E350 Br.	Ex-stockyard	14 Aug 18.18 IST	54,500	-700	-2,600	-4,100

Weekly Assessment, Commercial Grade, Basic Price GST @ 18% extra

GP (India)

Indian prices (in INR/MT)							
Delhi	0.7mm / CTL, 120 GSM, IS277	Ex-stockyard	14 Aug 18.32 IST	60,600	-1,500	-3,600	-5,400
	0.6mm / CTL, 120 GSM, IS277	Ex-stockyard	14 Aug 18.32 IST	62,200	-1,300	-3,600	-5,300
Mumbai	0.8mm / CTL, 120 GSM, IS277	Ex-stockyard	14 Aug 18.32 IST	61,200	-1,200	-2,100	-3,700
	0.6mm / CTL, 120 GSM, IS277	Ex-stockyard	14 Aug 18.32 IST	62,700	-1,200	-2,100	-3,700
Chennai	0.8-1.6mm / CTL, 120gsm, IS277	Ex-stockyard	14 Aug 18.32 IST	63,800	-1,000	-3,500	-7,000
	0.6mm / CTL, 120 GSM, IS277	Ex-stockyard	14 Aug 18.32 IST	65,300	-1,000	-3,500	-7,000
Hyderabad	0.8mm / CTL, 120 GSM, IS277	Ex-stockyard	14 Aug 18.32 IST	65,000	-1,500	-1,900	-3,700
	0.6mm / CTL, 120 GSM, IS277	Ex-stockyard	14 Aug 18.32 IST	66,500	-1,500	-1,900	-3,700

PPGI (India)

Particular/Delivery	Size/Grade	Delivery	As On	Price	Change	1M	3M
Indian prices (in INR/MT)							
Delhi	0.5mm / CTL, 90 GSM, IS14246	Ex-stockyard	14 Aug 17.55 IST	70,500	-1,800	-3,100	-4,500
Mumbai	0.5mm / CTL, 90 GSM, IS14246	Ex-stockyard	14 Aug 17.55 IST	70,000	0	-2,600	-4,200

MS Pipes (India)

Indian prices (in INR/MT)							
Ex-Raipur	41-60 OD (Patra Based)	Ex-works	20 Aug 16.25 IST	42,500	+600	-300	-5,000
Ex-Mandi Gobindgarh	41-60 OD (Patra Based)	Ex-works	20 Aug 16.25 IST	44,500	0	-1,600	-3,700
Exy-Delhi	2.2-6mm, IS 1239,IS 1161 (HR Coil Based)	Ex-Yard	14 Aug 18.10 IST	56,000	0	-2,500	-6,000
Exy-Raipur	2.2-6mm, IS 1239,IS 1161 (HR Coil Based)	Ex-Yard	14 Aug 18.10 IST	55,000	0	-2,500	-5,500
Exy-Mumbai	2.2-6mm, IS 1239,IS 1161 (HR Coil Based)	Ex-Yard	14 Aug 18.10 IST	55,000	0	-2,500	-6,000
Exy-Pune	2.2-6mm, IS 1239,IS 1161 (HR Coil Based)	Ex-Yard	14 Aug 18.10 IST	55,000	0	-2,500	-6,000
Exy-Bangalore	2.2-6mm, IS 1239,IS 1161 (HR Coil Based)	Ex-Yard	14 Aug 18.10 IST	55,500	0	-2,000	-4,500
Exy-Hyderabad	2.2-6mm, IS 1239,IS 1161 (HR Coil Based)	Ex-Yard	14 Aug 18.10 IST	55,500	0	-2,500	-5,500

Billet (Global)

Particular/Delivery	Size/Grade	Delivery	As On	Price	Change	1M	3M
Global prices (in USD/MT)							
FOB India	150*150, 3SP/4SP	-	20 Aug 18.22 IST	\$490	0	0	-10
FOB Iran	130*130, 3SP	-	20 Aug 18.22 IST	\$465	-7	-13	-13
FOB Russia	130*130, 3SP	-	20 Aug 18.22 IST	\$470	-10	-25	-28
CNF Nepal	100*100, IS 2831 (IF Grade)	-	20 Aug 18.21 IST	\$489	+4	-1	-65.5
CNF Philippines	150*150, 3SP	-	20 Aug 18.21 IST	\$465	-15	-25	-60
CNF Turkey	120*120	-	20 Aug 18.21 IST	\$485	-5	-27.5	-35

Weekly Assessment

Rebar (Global)

Particular/Delivery	Size/Grade	Delivery	As On	Price	Change	1M	3M
Global prices (in USD/MT)							
FOB Turkey	12-32mm, Commercial	-	16 Aug 11.34 IST	\$577	-1	-3	NA

Wire Rod (Global)

Particular/Delivery	Size/Grade	Delivery	As On	Price	Change	1M	3M
Global prices (in USD/MT)							
CNF Nepal	5.5-6.0mm, Commercial Grade	-	17 Aug 13.17 IST	\$530	0	-8	-62
	6-8 mm, ASTM A510 SAE 1008	-	17 Aug 13.17 IST	\$585	0	-5	-35

HRC (Global)

Particular/Delivery	Size/Grade	Delivery	As On	Price	Change	1M	3M
Global prices (in USD/MT)							
CNF Bangladesh	2mm, SAE 1006 (China origin)	-	20 Aug 18.22 IST	\$505	-25	-40	-80
CNF Dubai	2mm, SAE1006 (India origin), SAE1006	-	23 Apr 18.30 IST	\$595	0	NA	NA
CNF Europe	3-4mm, S235JR	-	20 Aug 18.22 IST	\$510	-25	-45	-85
	3mm+, S275	-	20 Aug 18.22 IST	\$620	-30	-30	NA
CNF India	2-12 mm, SS400 (China Origin)	-	20 Aug 18.22 IST	\$495	-25	-45	-80
	3mm, SS400 (South Korea Origin)	-	16 Jul 18.40 IST	\$570	-30	NA	-30
CNF Nepal	2mm, SAE1006 (India origin), SAE1006	-	20 Aug 18.22 IST	\$565	-15	-35	NA
CNF Pakistan	2mm, SS400 (China origin), SS400	-	20 Aug 18.22 IST	\$480	-25	-50	-85
	2mm, SS400 (Japan origin), SS400	-	28 May 18.42 IST	\$585	0	NA	0
CNF UAE	2mm, SAE1006 (China Origin)	-	20 Aug 18.22 IST	\$510	-17	-40	-73
	2 mm, SAE 1006 (Formosa, skin pass)	-	16 Aug 13.35 IST	\$534	-41	NA	NA
CNF Vietnam	2-20mm, SAE 1006 (India Origin)	-	09 Apr 18.25 IST	\$567	0	NA	NA
	2-3mm, SAE 1006 (China Origin)	-	20 Aug 18.22 IST	\$500	-10	-25	-65
	Thickness - 2-6 mm, Width - 1.1-1.3m	-	01 Aug 17.51 IST	\$530	-25	NA	NA
FOB Black Sea	3mm, SAE1006	-	20 Aug 18.32 IST	\$495	-20	-50	-67
FOB China	3-12mm, SS400	-	20 Aug 18.32 IST	\$455	-25	-45	-85
FOB India	2.5 mm, SAE1006	-	23 Apr 18.30 IST	\$560	0	NA	NA
FOB Japan	2mm, SS400	-	13 Aug 18.46 IST	\$530	-10	-10	-35
FOB South Korea	1.6-2.5mm, SAE 1006	-	13 Aug 18.46 IST	\$520	-30	NA	-50

CRC (Global)

Particular/Delivery	Size/Grade	Delivery	As On	Price	Change	1M	3M
Global prices (in USD/MT)							
FOB China	0.90mm, SPCC	-	14 Aug 18.03 IST	\$535	-20	-35	-75
FOB India	0.9 mm, IS 513 Gr.O	-	14 Aug 18.03 IST	\$675	0	0	-25
FOB Russia	0.90mm, SPCC	-	14 Aug 18.03 IST	\$607	-13	-30	-48

HR Plate (Global)

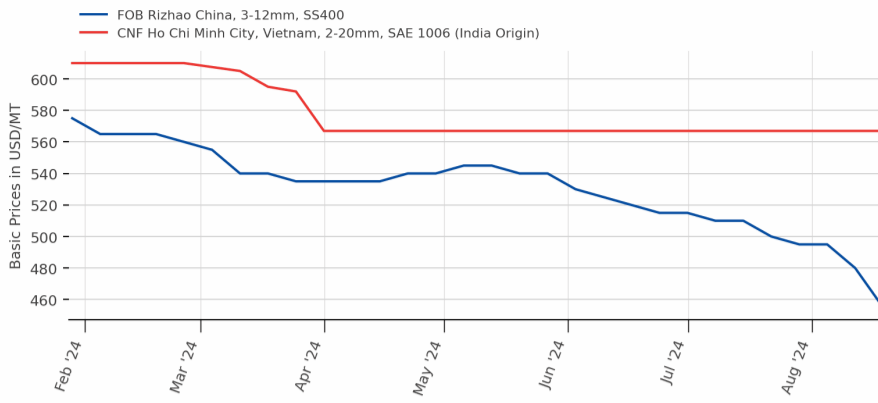
Particular/Delivery	Size/Grade	Delivery	As On	Price	Change	1M	3M
Global prices (in USD/MT)							
FOB China	5-10mm, SS 400	-	14 Aug 18.05 IST	\$500	-25	-30	-55

GP (Global)

Particular/Delivery	Size/Grade	Delivery	As On	Price	Change	1M	3M
Global prices (in USD/MT)							
FOB China	DX51D+z80, Width 1,000-1,500 mm, thickness 0.5-2mm	-	14 Aug 18.08 IST	\$590	-25	-35	-70
FOB India	Width 900-1250mm, thickness 0.50mm, DX51D+z80, BS EN 10142:2000	-	14 Aug 18.08 IST	\$745	0	-25	-35

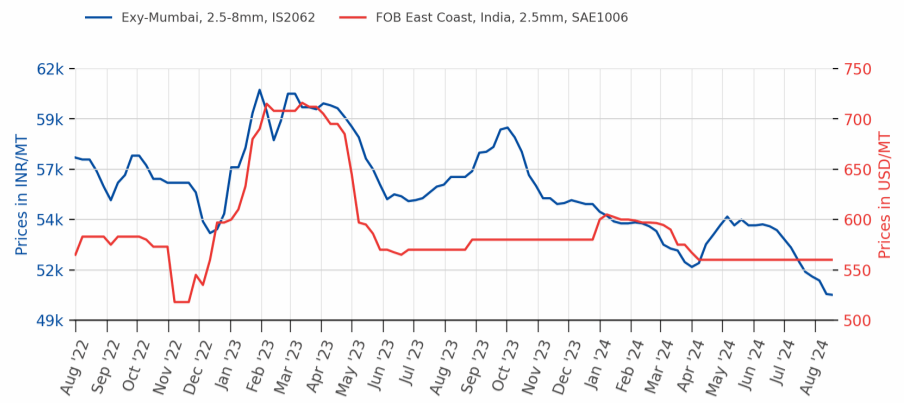
Note:- W-O-W: Week On Week, 1M: Change over last month, 3M: Change over last 3 months

HRC




Source:BigMint

Prices of HRC Exy Mumbai/FOB India



Source:BigMint



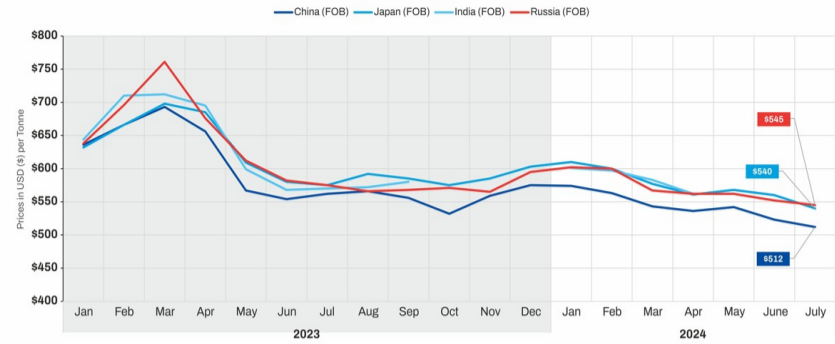
India: Brandwise rebar offers

India's Brand-wise Rebar Offers from BF and IF route mills -20 Aug

2024-08-20

[READ MORE](#)

Global Hot-Rolled Coil Export Offers Trend (in Jan'23-Jul'24)

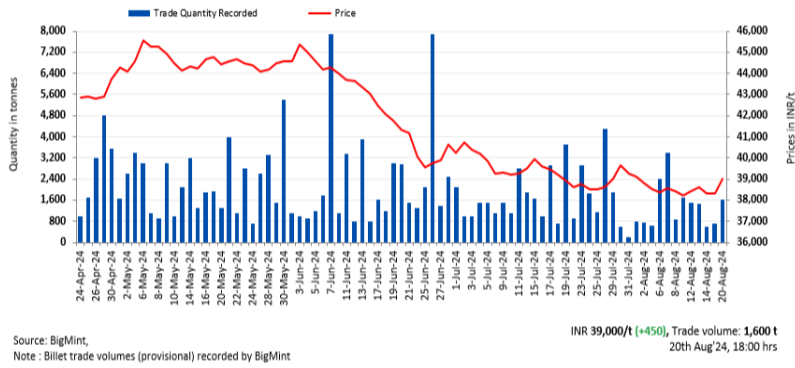


Indian mills continue to hold HRC export offers amid competition from China

2024-08-20

[READ MORE](#)

India: Billet index (daily), exw Raipur

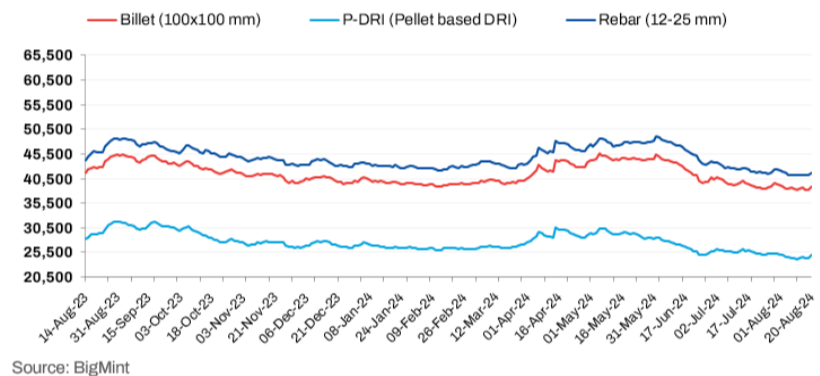


India: BigMint's billet index increases by INR 450/t d-o-d amid limited buying - 20 Aug

2024-08-20

[READ MORE](#)

Indian DRI, billet and rebar prices, Exw Raipur



Indian DRI, billet and rebar update - 20 Aug

2024-08-20

[READ MORE](#)



Japan: Tokyo Steel rolls over steel prices m-o-m for Sep'24 sales

2024-08-20


[READ MORE](#)



Japan's ordinary steel orders decline y-o-y in June: JSF

2024-08-20

[READ MORE](#)



China's major steel prices plunge to multi-year lows

2024-08-20

[READ MORE](#)

Iran's Export of Semi and Finished Steel Products



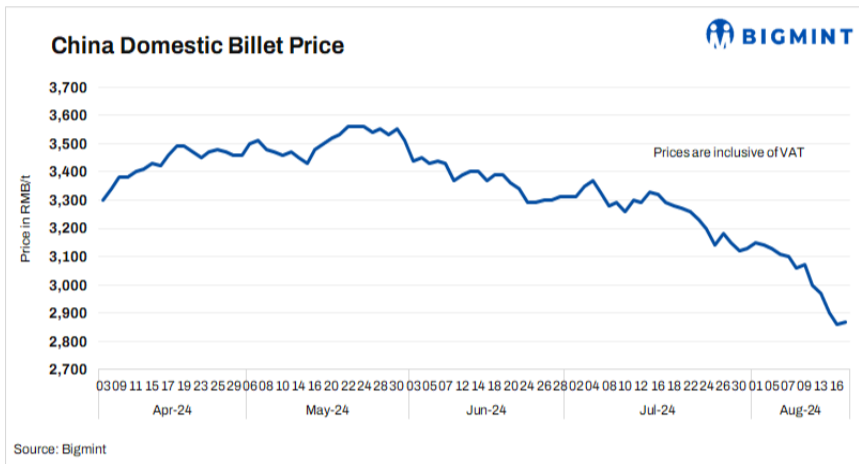
Products	4-month Persian Calendar last year	4-month Persian Calendar this year	y-o-y change
Iron Ore Pellet	3.29	3.85	+17%
Iron Ore Concentrate	2.39	2.52	+5%
Total Long Steel	925,000	1.11	+20%
Total Flat Steel	157,000	114,000	-28%
Total Finished Steel	1.08	1.21	+13%
Billet & Bloom	1.89	1.68	-12%
Slab	868,000	460,000	-47%
Total Semi-finished Steel	2.76	2.13	-23%
DRI	580,000	449,000	-23%

Fig in t & mt | Source: Chilan Online & ISPA

Iran: Steel exports drop over 20% in first 4 months of current Persian year

2024-08-20

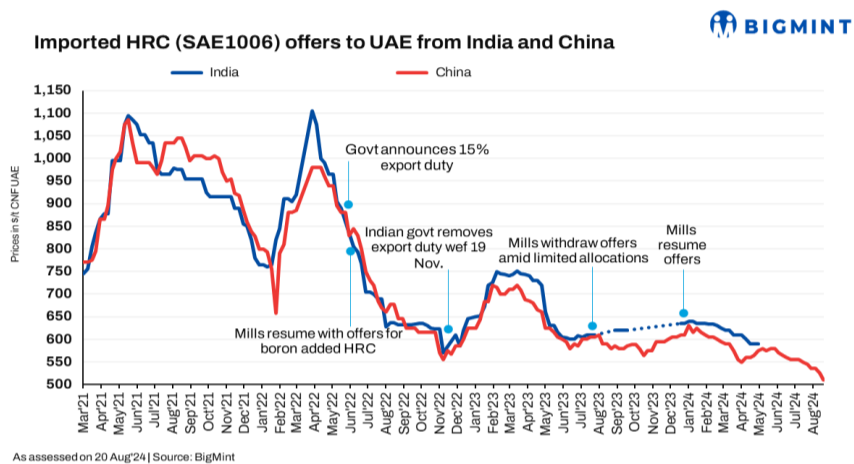
[READ MORE](#)



China: Steel billet prices inch up by RMB 10/t (\$1/t) amid rise in rebar futures

2024-08-20

[READ MORE](#)



Middle East: Imported HRC prices decline w-o-w

2024-08-20

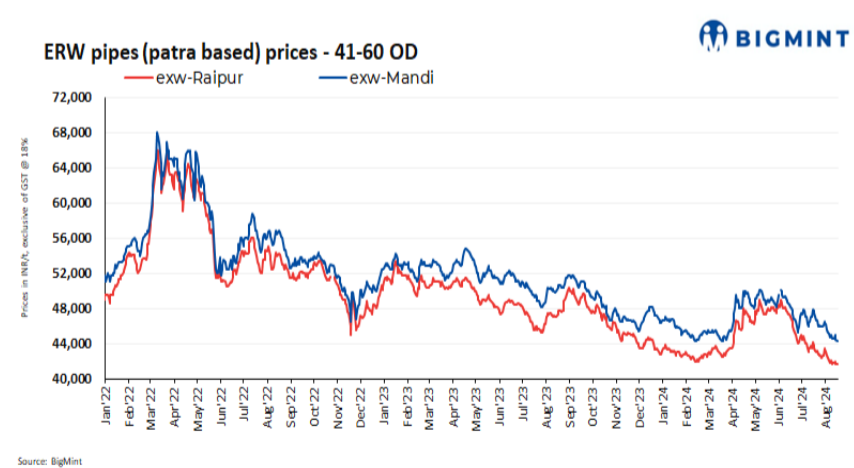
[READ MORE](#)



India: RINL floats 50,000 t ocean sale bloom and billet export tenders

2024-08-20

[READ MORE](#)



India: ERW patra pipe prices inch down w-o-w in Punjab

2024-08-17

[READ MORE](#)

Ferro Alloy

Manganese Ore (India)

Particular/Delivery	Size/Grade	Delivery	As On	Price	Change	1M	3M
Indian prices (in INR/MT)							
MOIL	6-80 mm, Lumps, Mn 46%	Ex-Mines	01 Aug 13.27 IST	28,175	-3,131	-3,131	NA
	Lumps, Lumps, Mn 44%, Fe 7%	Ex-Mines	01 Aug 13.27 IST	26,951	-2,995	-2,995	NA
	Lumps, Mn 37%, Fe 7.5%	Ex-Mines	01 Aug 13.27 IST	15,146	-5,601	-5,601	NA
	6-80 mm, Lumps, Mn 30%	Ex-Mines	01 Aug 13.27 IST	7,437	-2,751	-2,751	NA

Weekly Assessment, Prices Ex-Mines Basis Including Royalty

Chrome Ore (India)

Particular/Delivery	Size/Grade	Delivery	As On	Price	Change	1M	3M
Indian prices (in INR/MT)							
Ex-Jajpur (OMC-eAuction)	Friable 54%+	Ex-Mines	20 Jul 12.17 IST	38,287	+200	+200	NA
	Friable 52-54%	Ex-Mines	20 Jul 12.17 IST	32,184	-996	-996	NA
	Friable 50-52%	Ex-Mines	20 Jun 19.26 IST	24,773	-853	0	NA
	Lumps, Friable 48-50%	Ex-Mines	20 Jul 12.17 IST	24,145	-641	-641	NA

OMC E-Auction Prices Including Royalty

Silico Manganese (India)

Particular/Delivery	Size/Grade	Delivery	As On	Price	Change	1M	3M
Indian prices (in INR/MT)							
Ex-Durgapur	10-150 mm, LC (Mn 55% min.)	Ex-Works	14 Aug 18.47 IST	85,000	+1,000	0	-22,000
	10-150 mm, MC (Mn 53% min.)	Ex-Works	14 Aug 18.47 IST	80,000	+1,000	+250	-20,300
	10-50 MM, HC 60-14	Ex-Works	20 Aug 18.36 IST	68,500	-200	-280	-15,020
	25-150 mm, HC 60-14	Ex-Works	20 Aug 18.36 IST	68,000	-200	-280	-15,020
Ex-Raipur	25-150 mm, HC 60-14	Ex-Works	20 Aug 18.36 IST	68,600	-300	-280	-15,300
Ex-Vizag	25-150 mm, HC 60-14	Ex-Works	20 Aug 18.36 IST	68,200	-300	-40	-15,300

Weekly Assessment; All Prices are basic; GST @ 18% extra

Ferro Manganese (India)

Particular/Delivery	Size/Grade	Delivery	As On	Price	Change	1M	3M
Indian prices (in INR/MT)							
Ex-Durgapur	10-150 mm, MC (Mn 70% min)	Ex-Works	14 Aug 18.48 IST	105,000	-500	-4,750	-18,300
	25-150 mm, HC 70%	Ex-Works	20 Aug 18.32 IST	74,500	-200	-1,800	-16,400
Ex-Raipur	25-150 mm, HC 70%	Ex-Works	20 Aug 18.32 IST	74,800	-200	-1,900	-15,800

Weekly Assessment; All Prices are basic; GST @ 18% extra

Ferro Chrome (India)

Particular/Delivery	Size/Grade	Delivery	As On	Price	Change	1M	3M
Indian prices (in INR/MT)							
Ex-Durgapur	10-60 mm, LC 60%	Ex-Works	14 Aug 18.41 IST	219,000	0	-5,500	-16,000
Ex-Jajpur	10-150mm, HC 60%, Si- 4%	Ex-Works	16 Aug 18.34 IST	103,100	0	-5,600	-3,300
	10-150mm, HC 60%, Si - 2%	Ex-Works	14 Aug 18.41 IST	108,900	-2,100	-5,300	-5,400

Weekly Assessment; All Prices are basic; GST @ 18% extra

Ferro Silicon (India)

Particular/Delivery	Size/Grade	Delivery	As On	Price	Change	1M	3M
Indian prices (in INR/MT)							
Ex-Guwahati	25-150 mm, FeSi 70%	Ex-Works	20 Aug 18.44 IST	88,000	-400	-4,000	-11,150
Ex-Bhutan	25-150 mm, FeSi 70%	Ex-Works	20 Aug 18.44 IST	88,500	-600	-4,200	-9,750

Weekly Assessment; All Prices are basic; GST @ 18% extra

Manganese Ore (Global)

Particular/Delivery	Size/Grade	Delivery	As On	Price	Change	1M	3M
Global prices (in USD/MT)							
CNF China	Lumps, Mn 37% (USD/dmtu)	-	17 Aug 10.42 IST	\$3.87 /dmtu	-0.28	-0.93	-2.43
	Lumps, Mn 44% (USD/dmtu)	-	17 Aug 10.42 IST	\$6.02 /dmtu	-2.93	-2.98	-0.98

CNF India	Lumps, Mn 37%, (South African origin) (USD/dmtu)	-	17 Aug 10.42 IST	\$4 /dmtu	-0.3	-0.9	-2.45
	Lumps, Mn 44% (USD/dmtu)	-	17 Aug 10.42 IST	\$6.15 /dmtu	-2.95	-3.05	-1
	Lumps, Mn 46%, (USD/dmtu)	-	17 Aug 10.42 IST	\$6.6 /dmtu	-3.1	-3.1	-1

Weekly Assessment

Chrome Ore (Global)

Global prices (in USD/MT)							
CNF China	Conc 40-42%, S. Africa	-	20 Aug 17.32 IST	\$315	+5	-5	0
	Conc 46-48%, Turkish	-	20 Aug 17.32 IST	\$420	-5	-15	+10

Weekly Assessment

Silico Manganese (Global)

Global prices (in USD/MT)							
FOB India	25-150 mm, HC 60-14	-	20 Aug 18.35 IST	\$825	0	-16.2	-249.4
	25-150 mm, HC 65-16	-	20 Aug 18.35 IST	\$961	-2	-13	-232

Weekly Assessment

Ferro Manganese (Global)

Global prices (in USD/MT)							
FOB India	25-150 mm, HC 70%	-	20 Aug 18.38 IST	\$915	-13	-40.6	-189
	25-150 mm, HC 75%	-	20 Aug 18.38 IST	\$997	-3	-25.2	-208

Weekly Assessment

Ferro Chrome (Global)

Global prices (in USD/MT)							
CNF China	10-150mm, HC 60% (cents/lb)	-	21 Aug 10.10 IST	¢95.5 /lb	0	-2.5	-4
CNF Japan	10-50mm, HC 60% (cents/lb)	-	21 Aug 10.10 IST	¢100 /lb	0	-2.5	-8
CNF South Korea	10-50mm, HC 60% (cents/lb)	-	21 Aug 10.10 IST	¢99 /lb	0	-2	-3

Weekly Assessment

Ferro Silicon (Global)

Global prices (in USD/MT)							
FOB China	10-50 mm, FeSi 75%	-	20 Aug 18.45 IST	\$1,325	+10	+25	+75
FOB India	10-50 mm, FeSi 70%	-	20 Aug 18.45 IST	\$1,130	0	-70	-160

Weekly Assessment

China: Silico manganese (60-14) prices

— Ex-Inner Mongolia

Source: BigMint

China: Silico manganese prices continue to inch down on weak market atmosphere

2024-08-20

[READ MORE](#)

Ferro silicon trades vs index

■ Bhutan trade ■ Guwahati trade — Monthly average prices exw- Guwahati

INR 88,000/t (-400/t w-o-w) exw-Guwahati on 20 Aug

Source: BigMint | Note: Trade volumes recorded by BigMint

India: Ferro silicon prices stable amid tight supplies

2024-08-20

[READ MORE](#)

Non Ferrous

Aluminium (India)

Particular/Delivery	Size/Grade	Delivery	As On	Price	Change	1M	3M
Indian prices (in INR/MT)							
Aluminium Tense Scrap, Exy-Delhi	Solid (Loose)	Ex-Yard	20 Aug 16.50 IST	175,000	0	-2,000	-13,000
Aluminium Ingot P1020, Exy-Delhi	Ingot EC Grade 99.70%	Ex-Yard	16 Aug 16.48 IST	228,000	+2,000	-8,500	-32,000
Aluminium Ingot ADC12, Exw-Delhi NCR	Automobile OEM Approved	Exw-Delhi NCR	07 Aug 17.22 IST	219,000	-2,000	-2,000	+500
	Non-OEM	Ex-Works	14 Aug 17.14 IST	207,000	-2,000	-5,000	-8,000
Aluminium Extrusion Scrap, Exy-Delhi	6063 & 6061 (Mix)	Ex-Yard	20 Aug 17.07 IST	191,000	0	-1,000	-5,000
Aluminium Utensil Scrap, Exy-Delhi	Loose	Ex-Yard	20 Aug 17.07 IST	181,000	0	-500	-8,000
Aluminium Taint Tabor Scrap, Exy-Delhi	Loose	Ex-Yard	20 Aug 16.50 IST	180,000	0	0	-12,000
Aluminium Ingot P1020, Exy-Mumbai	Ingot EC Grade 99.70%	Ex-Yard	20 Aug 16.50 IST	230,000	+8,000	+10,000	-20,000
Aluminium Extrusion Scrap, Exy-Mumbai	6063 (Loose)	Ex-Yard	20 Aug 16.50 IST	201,000	+1,000	+3,000	-1,000
Aluminium Utensil Scrap, Exy-Mumbai	Utensil (Loose)	DAP	20 Aug 16.50 IST	188,000	+1,000	+1,000	+3,000
Aluminium Tense Scrap, Exy-Chennai	Solid (Loose)	Ex-Yard	20 Aug 16.50 IST	176,000	0	-2,000	NA
Aluminium Ingot ADC12, Exw-Chennai	Automobile OEM Approved	Exw-Chennai	07 Aug 17.22 IST	218,000	-1,000	-1,000	NA
	Non-OEM	Ex-Works	14 Aug 17.14 IST	209,000	-2,000	-5,500	NA

Aluminium (Global)

Particular/Delivery	Size/Grade	Delivery	As On	Price	Change	1M	3M
Global prices (in USD/MT)							
Aluminium Extrusion Scrap, CFR Nhava Sheva, Middle East	6063 (Briquetted)	-	20 Aug 17.05 IST	\$2,300	+30	-60	-260
Aluminium Taint Tabor Scrap, CFR Nhava Sheva, Middle East	Briquetted, Clean	-	20 Aug 17.05 IST	\$2,090	+40	0	-140
Aluminium Taint Tabor, CFR Nahva Sheva, UK	Cut and sheared 9-10% attachment	-	20 Aug 17.05 IST	\$1,760	+30	-40	-150
Aluminium Taint Tabor, CFR Nahva Sheva, US	HRB, Attachment 3%	-	20 Aug 17.05 IST	\$1,910	+40	-20	-130
Aluminium Talk Scrap, CFR Nhava Sheva, Middle East	Solid (Clean)	-	20 Aug 17.05 IST	\$4,600	+130	-40	-670
Aluminium Talk, CFR Nahva Sheva, US	Solid (Clean)	-	20 Aug 17.05 IST	\$4,900	+210	+80	-640
Aluminium Tense Scrap, CFR Nhava Sheva, Middle East	Attachments 8-9%, Mix	-	20 Aug 17.05 IST	\$1,780	+50	-10	-150
Aluminium Tense, CFR Nahva Sheva, US	Attachments 6-7%	-	20 Aug 17.05 IST	\$1,850	+70	-25	-120
Aluminium Wheel Scrap, CFR Nahva Sheva, UK	Solid (Loose)	-	20 Aug 17.05 IST	\$2,300	+70	+40	-190
Aluminium Zorba 95-5, CFR Nhava Sheva, UK	20 mm, Solid (Shredded)	-	20 Aug 17.05 IST	\$2,000	+50	0	-150
Silicon Metal, CFR Mundra, China	Grade 553 Si- 98.5%	-	20 Aug 17.05 IST	\$1,740	0	-100	-260

Copper (India)

Particular/Delivery	Size/Grade	Delivery	As On	Price	Change	1M	3M
Indian prices (in INR/MT)							

Copper Secondary CC Wire Rods, Exw-Delhi	8 mm, Cu 99% min	Ex-works	20 Aug 16.54 IST	788,000	+ 5,000	- 5,400	- 93,600
Copper Primary CC Wire Rods, Exw-Delhi	8 mm, Cu 99.99%	Ex-works	20 Aug 16.54 IST	820,000	+ 5,000	0	- 100,000
Copper Armature Scrap, Exy-Delhi	Cu 99%	Ex-Yard	20 Aug 16.54 IST	739,000	+ 2,000	- 6,800	- 88,000
Copper Primary CC Wire Rods (CCR), Exy-Mumbai	8 mm, Cu 99.99%	Ex-Yard	20 Aug 16.54 IST	829,000	+ 10,000	+ 9,200	- 91,800
Copper Armature Scrap, Exy-Mumbai	Cu - 98%	DAP	20 Aug 16.54 IST	775,000	+ 3,000	- 2,600	- 73,200
Brass Honey Scrap, Exy-Mumbai	Cu 63% Zn 33%	DAP	20 Aug 16.54 IST	510,000	+ 4,000	+ 2,000	- 42,800

Zinc (India)

Particular/Delivery	Size/Grade	Delivery	As On	Price	Change	1M	3M
Indian prices (in INR/MT)							
Zinc Special High Grade Ingot, Exw-Delhi	Ingot, Zn 99.99%	Ex-works	20 Aug 16.39 IST	270,000	0	+ 4,900	- 12,000
Zinc Special High Grade Ingot, Exy-Mumbai	Ingot, Zn 99.995%	Ex-Yard	20 Aug 16.39 IST	269,000	+ 3,000	+ 6,400	- 8,400

Lead (India)

Particular/Delivery	Size/Grade	Delivery	As On	Price	Change	1M	3M
Indian prices (in INR/MT)							
Lead Remelted Ingot, Exw-Delhi	Ingot, Pb 99%	Ex-works	20 Aug 16.39 IST	185,000	0	- 3,400	- 5,200
Lead Primary Ingot, Exw-Delhi	Ingot, Pb 99.99%	Ex-works	20 Aug 16.39 IST	204,000	0	- 3,600	- 5,600
Lead Primary Ingot, Exy-Mumbai	Ingot, Pb 99.99%	Ex-Yard	20 Aug 16.39 IST	192,000	0	- 800	- 4,000

Particular/Delivery/Region	Price \$/t	W-O-W Change (\$/t)
Tense Scrap, CFR Nhava Sheva, Middle East	1,780	+50
Extrusion 6063 Scrap, CFR Nhava Sheva, Middle East	2,300	+30
Zorba 95-5, CFR Nhava Sheva, UK	2,000	+50
Wheel Scrap, CFR Nhava Sheva, UK	2,300	+70
Taint labor, CFR Nhava Sheva, US	1,910	+40
Silicon Metal, CFR Mundra, China	1,740	0

Source: BigMint

India: Imported aluminium scrap prices move up w-o-w post-holiday week, LME surge

2024-08-20

READ MORE

Japan: Aluminium plate imports reach 13.4% in H1, yen appreciation may boost trend

2024-08-20

READ MORE

Non-ferrous updates: 20-08-2024

Commodity	LME 3M (\$/t)	%Change	LME Stocks (t)	%Change	MCX (INR/t)	%Change	SHFE (RMB/t)	%Change
Aluminium	2,445.00	+3.38%	8,85,375	-0.40%	2,25,000	+0.33%	19,440	+0.78%
Nickel	16,666.00	+1.79%	1,14,456	+0.35%	13,64,000	-0.87%	1,28,850	-0.08%
Copper	9,252.00	+1.50%	3,08,075	-0.32%	8,02,000	-0.48%	73,630	+0.03%
Zinc	2,787.00	+0.91%	2,60,000	-0.23%	2,63,000	-0.27%	23,280	+0.22%
Lead	2,039.00	+0.15%	1,93,825	-1.56%	1,88,000	+0.05%	17,660	-0.11%

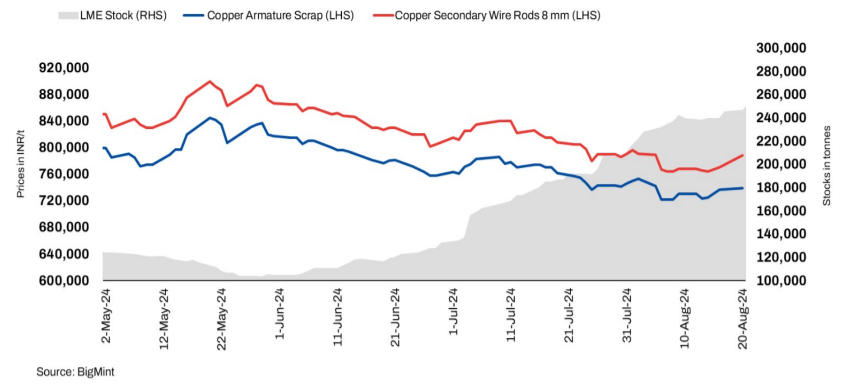
% Change d-o-d basis | Source: LME, MCX, SHFE

LME base metal prices show positive trends, with aluminium gaining over 3%

2024-08-20

[READ MORE](#)

India: Copper price trend ex-Delhi



India: Domestic copper prices rise as LME moves up

2024-08-20 18:42:58

[READ MORE](#)

India: BigMint's billet index increases by INR 450/t d-o-d amid limited buying - 20 Aug

20 Aug 2024

BigMint's billet index increased by INR 450/tonne (t), settling at INR 39,000/t ex-works Raipur on 20 August, 2024.

The index saw a significant rise today, driven by a positive market trend and influences from neighboring markets, which kept offers higher in the semi-finished segment. Despite this, overall buying activity remained limited due to lower market participation. In contrast, a notable increase in buying for sponge iron supported a d-o-d rise in offerings. Approximately 1,600 t of transactions were recorded today, compared to 700 t on 16 August.

In the finished steel segment, rebar prices rose by INR 400/t, with 1,300 t of deals concluded. Wire rod prices also increased by INR 500/t d-o-d, with 1,700 t of trades recorded. Additionally, sponge iron prices in Raipur rose by INR 400/t.

The conversion spread from sponge iron (PDRI) to billets for standalone furnaces in the region was recorded at INR 13,950/t.

Rationale -

This index has been derived based on transactions, offers, bids and indicative price data sets. Transactions are considered as T1 and given a weightage of 50% whereas other data sets are

considered as T2 and given a weightage of the balance 50%.

- **Transactions (T1)** - Three trade at INR 39,000-39,200/t was recorded between 2:30 pm and 5:30 pm during the BigMint trading window and was considered for the final price calculation as T1 input. The average price of these transactions was INR 39,025/t, which was assigned a 50% weight in the final price calculation.
- **Other price indicators - bids/offers/indicative (T2)** - Nine offers were reported during the trading window and considered as T2 inputs. The average price of these nine offers was INR 39,000/t, which was assigned a 50% weight in the final price calculation.

The final price of billets exw-Raipur was at INR 39,012/t, rounded off to INR 39,000/t exw.

From BigMint Team - While it would be our earnest endeavour, at BigMint, to bring about transparent and unbiased price index reporting, we would request all our readers and subscribers for their feedback and if they could participate in the reporting of more transactions.

For detailed methodology - [click here](#)

India Domestic Raipur Billet Trade Updates - 20 Aug'24							BIGMINT	
Participant	Industry Type	Trade Type	*Price (INR/t)	Delivery	Time of Deal/Call	Data Set	Outlier	
P1	Seller	Indicative	38,900	EXW	11:40	T2	Yes	
P2	Trader	Offer	38,750	EXW	11:42	T2	Yes	
P3	Seller	Offer	39,000	EXW	12:49	T2	Yes	
P4	Seller	Offer	39,000	EXW	13:12	T2	Yes	
P5	Trader	Indicative	38,900	FOR	13:13	T2	Yes	
P6	Buyer	Offer	38,800	EXW	13:20	T2	Yes	
P7	Seller	Offer	38,900	EXW	13:23	T2	Yes	
P8	Trader	Indicative	39,000	FOR	14:39	T2	No	
P9	Trader	Indicative	38,900	EXW	15:06	T2	Yes	
P10	Buyer	Indicative	38,900	EXW	15:18	T2	Yes	
P11	Trader	Offer	39,000	EXW	15:19	T2	No	
P12	Seller	Indicative	39,000	FOR	16:13	T2	No	
P13	Seller	Indicative	38,950	EXW	16:35	T2	Yes	
P14	Seller	Trade	39,200	FOR	16:40	T1	No	
P15	Buyer	Offer	39,200	FOR	16:51	T2	Yes	
P16	Seller	Indicative	39,000	EXW	17:00	T2	No	
P17	Seller	Offer	39,200	FOR	17:07	T2	Yes	
P18	Trader	Trade	39,000	EXW	17:15	T1	No	
P19	Broker	Trade	39,000	FOR	17:28	T1	No	

T1 - Trade, T2 - Offer/Bid/Indicative, *Normalized price as per methodology

India Domestic Billet Price Index EXW Raipur

- Credible & Transparent Prices
- Robust Methodology & Rationale
- IOSCO Compliance
- Independent View of the Market
- Enabling Informed Conversations & Negotiations

Global Prices

Global Prices - Region Wise
























Commodity	Particular	Grade/Size	Price	Change	W-O-W	1M	3M
China							
<i>Export</i>							
Billet	FOB China	125*125, BF Grade	NA	NA	NA	NA	NA
TMT (Re-Bar)	FOB China	Commerical	NA	NA	NA	NA	NA
Wire Rod	FOB China	5.5mm	NA	NA	NA	NA	NA
HRC	FOB China	2.5mm	\$455	-25	-25	-45	-85
CRC	FOB China	0.90 mm	\$535	-20	-20	-35	-75
<i>Import</i>							
Iron Ore	CNF China	Lumps Fe 64/63%, South Africa	\$94	-5	-6	-10	-26
Iron Ore	CNF China	Fines Fe 62%, Australia	\$94	+1	-5	-9	-25
Pellets	CNF China	6-20mm, BF Grade	\$119	-4	-4	-8	-17
Coking Coal	CNF China	Premium HCC, Australia	NA	NA	NA	NA	NA
Mill Scale	CNF China	70/68%	NA	NA	NA	NA	NA
FeCr	CNF China	HC 60%	ϕ95.5/lb	0	0	-2.5	-4
Mn Ore	CNF China	Mn 46% Lumps, Australia	NA	NA	NA	NA	NA
Mn Ore	CNF China	Mn 38%, South Africa	NA	NA	NA	NA	NA
CIS Nations							
<i>Export</i>							
Billet	FOB Black Sea	125*125, BF Grade	\$470	-10	-10	-25	-28
Slabs	FOB Black Sea	Commercial	NA	NA	NA	NA	NA
Pig Iron	FOB Black Sea	Steel Grade	\$392	0	0	-18	-20
TMT (Re-Bar)	FOB Black Sea	Commercial	NA	NA	NA	NA	NA
HRC	FOB Black Sea	2.5mm	\$495	-20	-20	-50	-67
CRC	FOB Black Sea	0.90mm	\$607	-13	-13	-30	-48
Japan/Korea							
<i>Export</i>							
HRC	FOB Korea	2.5mm	\$520	-30	0	NA	-50
<i>Import</i>							
FeCr	CNF Japan	HC 60%	ϕ100/lb	0	0	-2.5	-8
















Note:- W-O-W: Week On Week, 1M: Change over last month, 3M: Change over last 3 months, All prices are weekly assessment, Iron Ore are daily assessment

Commodity	Particular	Grade/Size	Price	Change	W-O-W	1M	3M
India							
<i>Export</i>							
Iron Ore	FOB India	Fines, Fe 58/57%	\$50	-4	-5.5	-8.5	-18.5
Billet	FOB India	150*150mm	\$490	0	0	0	-10
Pig Iron	FOB India	Steel Grade	NA	NA	NA	NA	NA
HRC	FOB India	2.5mm	\$560	0	NA	NA	NA
CRC	FOB India	0.9mm	\$675	0	0	0	-25
SiMn	FOB India	60/14%	\$825	0	-2.25	-16.2	-249.4
FeMn	FOB India	HC 75%	\$997	-3	-5	-25.2	-208
FeSi	FOB Bhutan	70-75%	\$1,130	0	0	-70	-160
<i>Import</i>							
Iron Ore	CNF India	Lumps Fe 64%, South Africa	NA	NA	NA	NA	NA
Scrap	CNF India	HMS 1&2 ,Middle East	NA	NA	NA	NA	NA
Scrap	CNF India	Shredded, Europe	\$402	-1	-5.5	-12	-14.2
Coking Coal	CNF India	Premium HCC, Australia	\$220	-1	-3	-22	-37.25
Non-Coking Coal	CNF India	RB2 5500 NAR, South Africa	NA	NA	NA	NA	NA
Met Coke	CNF India	62%, China	NA	NA	NA	NA	NA
Pellets	CNF India	6-20mm, BF Grade	NA	NA	NA	NA	NA
Wire Rod	CNF India	5.5mm, China	NA	NA	NA	NA	NA
HRC	CNF India	2.5mm, China	\$495	-25	-25	-45	-80
HRC	CNF India	2.5mm, Korea	\$570	-30	NA	NA	-30
CRC	CNF India	0.90mm, China	\$555	-20	-20	-35	-75
HR Plate	CNF India	A 36	NA	NA	NA	NA	NA
Mn Ore	CNF India	Mn 38%, South Africa	NA	NA	NA	NA	NA
Europe & US							
<i>Export</i>							
Pig Iron	FOB Brazil	Steel Grade	\$442	0	0	-3	-8
<i>Import</i>							
Scrap	CFR Turkey	HMS (80:20), US	\$370	-1	-4.25	-19.4	-8.6
HRC	CIF Europe	2.5mm	NA	NA	NA	NA	NA
Middle East & Africa							
<i>Export</i>							
Iron Ore	FoB South Africa	Lumps, Fe 64/63%	NA	NA	NA	NA	NA
Non Coking Coal	FoB South Africa	RB2 5500 NAR	NA	NA	NA	NA	NA
<i>Import</i>							
Billet	CNF Dubai	125*125, China	NA	NA	NA	NA	NA
HRC	CNF Dubai	2.5mm, China	\$510	-17	-17	-40	-73

Note:- W-O-W: Week On Week, 1M: Change over last month, 3M: Change over last 3 months, All prices are weekly assessment, Iron Ore are daily assessment

LIVE TENDERS

COMPANY	TYPE	GRADE	QUANTITY	EXPIRY DATE	LOCATION	VIEW
Bauxite						
OMC	Sell	Gibbsitic Bauxite	300,000 MT	22 Aug, 2024	 Bhubaneswar, Odisha, India	VIEW
Billet/Ingot/Slab						
RINL	Sell	Billet 90X90 C20MMn Gr.A	20,000 MT	27 Aug, 2024	 Visakhapatnam, Andhra Pradesh, India	VIEW
RINL	Sell	Bloom 150X150 3 SP / 4 SP	30,000 MT	23 Aug, 2024	 Visakhapatnam, Andhra Pradesh, India	VIEW
Coking						
RINL	Sell	Coke Dust & Sludge	4,536 MT	21 Aug, 2024	 Vishakhapatnam, Andhra Pradesh, India	VIEW
Copper						
SAIL	Sell	Copper Cable Scrap	25 MT	21 Aug, 2024	 Bhilai, Chattisgarh, India	VIEW
Ferro Chrome						
SAIL	Buy	Ferro Chrome-High Carbon	350 MT	21 Aug, 2024	 Durgapur, West Bengal, India	VIEW
Arcelor Mittal	Buy	Low Carbon Ferro Chrome	200 MT	21 Aug, 2024	 Hazira, Gujarat, India	VIEW
SAIL	Buy	Low Carbon-Ferro Chrome	128 MT	30 Aug, 2024	 Rourkela, Odisha, India	VIEW
Ferro Manganese						
NMDC	Buy	Ferro Manganese-High Carbon	6,626 MT	22 Aug, 2024	 Jagdalpur, Chattisgarh, India	VIEW
Ferro Silicon						
Arcelor Mittal	Buy	Ferro Silicon	250 MT	24 Aug, 2024	 Hazira, Gujarat, India	VIEW
Fines/Lumps						
KIOCL	Buy	Fe:63.50% Iron Ore Fines	200,000 MT	03 Sep, 2024	 Bangalore, Karnataka, India	VIEW
Director of Mines & Geology	Services	Iron Ore Blocks	3 Nos	04 Oct, 2024	 Goa, Goa, India	VIEW
Vedanta Limited	Sell	Iron Ore Lumps	16,000 MT	22 Aug, 2024	 Chitradurga, Karnataka, India	VIEW
RPCL	Sell	Iron Ore Fines	8,000 MT	22 Aug, 2024	 Bellary, Karnataka, India	VIEW
Melting Scrap						
NALCO	Sell	Melting Scrap	300 MT	23 Aug, 2024	 Koraput, Odisha, India	VIEW
SAIL	Sell	TMT Bar	630 MT	22 Aug, 2024	 Bhilai, Chattisgarh, India	VIEW
NMDC	Sell	Melting Scrap	1,258 MT	28 Aug, 2024	 Jagdalpur, Chattisgarh, India	VIEW
RIL	Sell	Melting Scrap	769 MT	29 Aug, 2024	 Kakinada, Andhra Pradesh, India	VIEW
Madhya Pradesh Power Transmission Co Ltd	Sell	Melting Scrap	725 MT	29 Aug, 2024	 Sehore, Madhya Pradesh, India	VIEW
Madhya Pradesh Power Transmission Co Ltd	Sell	Melting Scrap	288 MT	28 Aug, 2024	 Indore, Madhya Pradesh, India	VIEW
MSTC	Sell	Melting Scrap	485 MT	28 Aug, 2024	 Sri Ganganagar, Rajasthan, India	VIEW
KALPATARUPROJECTSINTERNATIONALLIMITED	Sell	Melting Scrap	535 MT	30 Aug, 2024	 Raipur, Chattisgarh, India	VIEW
KALPATARUPROJECTSINTERNATIONALLIMITED	Sell	Melting Scrap	803 MT	30 Aug, 2024	 Raipur, Chattisgarh, India	VIEW

COMPANY	TYPE	GRADE	QUANTITY	EXPIRY DATE	LOCATION	VIEW
NINL	Sell	Melting Scrap	300 MT	21 Aug, 2024	 Sambalpur, Odisha, India	VIEW
Welspun Corp Limited	Sell	Melting Scrap	300 MT	22 Aug, 2024	 Anjar, Gujarat, India	VIEW
Welspun Corp Limited	Sell	Melting Scrap	675 MT	22 Aug, 2024	 Anjar, Gujarat, India	VIEW
Sterlite Power Transmission Ltd	Sell	Melting Scrap	400 MT	28 Aug, 2024	 Silvassa, Dadra And Nagar Have, India	VIEW
Non Coking						
Minas de Benga Lda	Services	Non Coking Coal	1 Nos	16 Sep, 2024	 Maputo, Mozambique	VIEW
ODISHA COAL AND POWER LIMITED	Sell	Non Coking Coal G14	3,000,000 MT	23 Aug, 2024	 Sundargarh, Odisha, India	VIEW
NLC	Sell	Non Coking Coal G14 -100mm	500,000 MT	24 Aug, 2024	 Sambalpur, Odisha, India	VIEW
Pig Iron						
NALCO	Buy	Pig Iron	1,600 MT	24 Aug, 2024	 Bhubaneswar, Odisha, India	VIEW
SAIL	Sell	Pig Iron	1,500 MT	21 Aug, 2024	 Rourkela, Odisha, India	VIEW
SAIL	Sell	Pig Iron	2,500 MT	23 Aug, 2024	 Durgapur, West Bengal, India	VIEW
Rail						
SAIL	Sell	IU Rail	3,800 MT	21 Aug, 2024	 Bhilai, Chattisgarh, India	VIEW
Silico Manganese						
Arcelor Mittal	Buy	Silico Manganese	500 MT	24 Aug, 2024	 Hazira, Gujarat, India	VIEW
RINL	Buy	Silico Manganese	10,000 MT	27 Aug, 2024	 Vishakhapatnam, Andhra Pradesh, India	VIEW
NMDC	Buy	Silico Manganese	1,800 MT	30 Aug, 2024	 Jagdalpur, Chattisgarh, India	VIEW
Used Plants And Machines						
AssamIndustrialDevelopmentCorporationLimited	Sell	Used Plant & Machines	1 Nos	20 Sep, 2024	 Guwahati, Assam, India	VIEW

[View All](#)



Formerly SteelMint / CoalMint

Contact:

info@bigmint.co

+91 97700 56666

Disclaimer: BigMint has taken due care and caution in compilation of content. Information is just for reference not intended for trading purpose or to address your particular requirement. The content includes facts, views and opinions are of individuals and not that of the BigMint management. We and our content licensors do not guarantee or warrant the accuracy, completeness or timeliness of, or otherwise endorse these views, and opinions. BigMint and its affiliates, or their employees, directors or agents shall not be liable or responsible for any loss or costs or any action whatsoever arising out of use or relying on the spot prices disseminated.