



BIGMINT

Formerly SteelMint / CoalMint

Issue 1267,

Daily Steel Report

HIGHLIGHTS

22 Aug 2024, Thu

[Intel & Insights](#)

[Snap Shot - Global Prices \(USD/MT\)](#)

[Snap Shot - Indian Domestic Prices \(INR/MT\)](#)

[Iron Ore](#)

[Coal](#)

[Scrap & Metallics](#)

[Steel](#)

[Ferro Alloy](#)

[Non Ferrous](#)

[India Domestic Billet Index](#)

[Global Prices - Region Wise](#)

[Live Tenders](#)

INDIA

Iron Ore

India: BigMint's pellet export index falls amid weak market sentiments [READ MORE >](#)

Dry bulk iron ore freight rates inch up w-o-w despite sluggish trade activity [READ MORE >](#)

India: Iron ore concentrate prices under pressure following OMC auction [READ MORE >](#)

India: KSMCL to auction nearly 450,000 t of iron ore from Karnataka [READ MORE >](#)

BigMint's Daily Trade Sheet - 20 Aug'24 [READ MORE >](#)

India: Over 1 mnt of iron ore lumps fetch bids at OMC's auction [READ MORE >](#)

Coal

India's met coke import prices drop w-o-w [READ MORE >](#)

Indian portside thermal coal prices remain unchanged w-o-w [READ MORE >](#)

India: Thermal coal port stocks largely stable w-o-w in week 33, 2024 [READ MORE >](#)

Scrap & Metallics

South Asia: Imported ferrous scrap prices decline on limited demand [READ MORE >](#)

India: Mill scale prices remain stable in key markets [READ MORE >](#)

India: BigMint's scrap index edges up by INR 100/t d-o-d amid range-bound market- 21 Aug'24 [READ MORE >](#)

India: Sponge iron prices rise d-o-d despite moderate bookings - 21 Aug'24 [READ MORE >](#)

Steel

India: BigMint's billet index inches up by INR 100/t d-o-d - 21 Aug [READ MORE >](#)

Indian DRI, billet and rebar update - 21 Aug [READ MORE >](#)

India's Brand-wise Rebar Offers from BF and IF route mills -21 Aug [READ MORE >](#)

Larsen & Toubro bags order for infra development in Maharashtra [READ MORE >](#)

Ferro Alloy

India: Ferro molybdenum prices range-bound amid stable market conditions [READ MORE >](#)

India: Domestic silico manganese prices edge down amid limited demand [READ MORE >](#)

Indian ferro vanadium prices remain firm w-o-w on market stagnancy [READ MORE >](#)

India: Bids rise m-o-m at OMC's chrome ore auction [READ MORE >](#)

Non Ferrous

India: ADC12 aluminium alloy ingot prices edge up following LME surge [READ MORE >](#)

LME base metal prices show positive trends, copper stocks up by 4% [READ MORE >](#)

India: Hindalco, Balco raise aluminium ingot prices by up to INR 5,750/t (\$69/t) [READ MORE >](#)

Global aluminium production rises over 3% m-o-m in Jul'24: IAI [READ MORE >](#)

Stainless Steel

India's stainless steel prices firm w-o-w on notable rise in LME nickel [READ MORE >](#)

Ship Breaking

India: Melting scrap prices increase by INR 200/t d-o-d in Alang [READ MORE >](#)

CHINA

China: Iron ore spot prices inch up d-o-d despite sluggish market fundamentals [READ MORE >](#)

China's ROM iron ore output slumps 27% m-o-m in July: NBS [READ MORE >](#)

China: Steel billet prices rise by RMB 70/t (\$10/t) d-o-d

[READ MORE >](#)

China: No fresh coal-based steel projects approved in H1. Turning point in decarb drive?

[READ MORE >](#)

SOUTH ASIA

Bangladesh: Imported ferrous scrap offers drop by \$6/t w-o-w on subdued demand

[READ MORE >](#)

FAR EAST ASIA

South Korea: Ferrous scrap inventory drops by 3% at major mills for 3rd consecutive week

[READ MORE >](#)

Taiwan's Feng Hsin cuts rebar, scrap prices

[READ MORE >](#)

MEA (MIDDLE EAST AFRICA)

Iran: Domestic billet prices fall, rebar stable amid weak demand

[READ MORE >](#)

CIS NATIONS

Turkish ferrous scrap prices hit 10-month low following recent US deal

[READ MORE >](#)

AMERICAS

USA: RMDAS ferrous scrap index witnesses positive trend in Aug'24

[READ MORE >](#)

Dry bulk iron ore freight rates inch up w-o-w despite sluggish trade activity

Aug 21, 2024 19:58

Lower freight levels are not acceptable by shipowners Limited trade activities amid less inquiries for iron ore cargoes Dry bulk iron ore freight rates on global routes increased this week. Shipowners are resisting lower freight rates

due to uncertainty in the shipping industry and tight tonnage supply. BigMint observed that limited trading activity has been exacerbated by a lack of inquiries and the absence of some shipowners from the market. Asia-Pacific Supramax dr

Continued

SNAP SHOT - GLOBAL PRICES (USD/MT)

Commodity	Particular	Size, Grade	As on	Price	Change	1M	3M
Iron Ore Fines ¹	China Imports	Fines, Fe 62%	22 Aug 11.02 IST	\$98	+3	-3	-21
Iron Ore ¹	Indian Imports	Lumps, Fe 64%	21 Aug 13.23 IST	\$105.5	-4.5	-6.5	-21.5
Pellets (Brazil) ²	China Imports	6-20 mm, Fe 65%	21 Aug 14.24 IST	\$116	-3	-4	-17
Pellets (India) ²	China Imports	6-20 mm, Fe 63%	21 Aug 18.33 IST	\$101.5	+1.5	-4.5	-22
Coking ²	Australia Exports	Premium HCC	22 Aug 11.16 IST	\$203	-2	-22.6	-36.25
Non Coking ²	India Imports	RB2, S.Africa	21 Aug 13.50 IST	\$111	0	+0.8	+1
Graphite Electrode ²	China Exports	600mm, UHP	08 Aug 18.10 IST	16,050 RMB/t	0	-100	-1,800
Scrap ²	India Imports	Shredded	21 Aug 18.15 IST	\$398	-4	-16	-18.2
Scrap ²	Turkey Imports	HMS 80:20	21 Aug 18.15 IST	\$363	-7	-26.4	-15.6
Scrap ²	Pakistan Imports	Shredded	21 Aug 18.15 IST	\$398	0	-28.6	-20.2
Scrap ²	Bangladesh Imports	Shredded	21 Aug 18.24 IST	\$414	-1	-11.4	-5.6
Scrap (Ship Breaking) ²	India Imports	Containers	20 Aug 11.49 IST	\$520	+10	-10	-30
Billet ²	India Exports	150*150, 3SP/4SP	20 Aug 18.22 IST	\$490	0	0	-10
Billet ²	Russia Exports	130*130, 3SP	20 Aug 18.22 IST	\$470	-10	-25	-28
Billet ²	Iran Exports	130*130, 3SP	20 Aug 18.22 IST	\$465	-7	-13	-13
Billet ²	Philippines Import	150*150, 3SP	20 Aug 18.21 IST	\$465	-15	-25	-60
Sponge Iron ²	India Exports	-	-	-	-	-	-
Pig Iron ²	Russia Exports	Steel Grade	17 Aug 13.01 IST	\$392	0	-18	-20
HRC ²	China Exports	3-12mm, SS400	20 Aug 18.32 IST	\$455	-25	-45	-85
Wire Rod ²	Nepal Import	5.5-6.0mm, Commercial Grade	17 Aug 13.17 IST	\$530	0	-8	-62
HRC ²	India Exports	2.5 mm, SAE1006	23 Apr 18.30 IST	\$560	0	-15	-40
HRC ²	South Korea Exports	1.6-2.5mm, SAE 1006	13 Aug 18.46 IST	\$520	-30	-30	NA
HRC (China) ²	Vietnam Imports	2-3mm, SAE 1006	20 Aug 18.22 IST	\$500	-10	-25	-65
HRC (China) ²	Dubai Imports	2-3mm, SAE 1006	20 Aug 18.22 IST	\$500	-10	-25	-65
CRC ²	India Exports	0.9 mm, IS 513 Gr.O	21 Aug 18.38 IST	\$665	-10	-10	NA
CRC ²	China Exports	0.90mm, SPCC	21 Aug 18.38 IST	\$520	-15	-40	-90
HR Plate ²	China Exports	5-10mm, SS 400	21 Aug 18.43 IST	\$480	-20	-45	-75
GP ²	China Exports	DX51D+z80, Width 1,000-1,500 mm, thickness 0.5-2mm	14 Aug 18.08 IST	\$590	-25	-35	-70
Silico Manganese ²	India Exports	25-150 mm, HC 65-16	21 Aug 18.45 IST	\$960	-1	-14	-233
Ferro Chrome ²	China Import	10-150mm, HC 60%	21 Aug 10.10 IST	¢95.5 /lb	0	-2.5	-4
Manganese Ore ²	India Imports	Lumps, Mn 37%,	17 Aug 10.42 IST	\$4 /dmtu	-0.3	-0.9	-2.45
Ferro Manganese ²	India Exports	25-150 mm, HC 75%	21 Aug 18.44 IST	\$997	0	-25.2	-208
Ferro Silicon ²	Bhutan Exports	10-50 mm, FeSi 70%	20 Aug 18.45 IST	\$1,130	0	-70	-160

1-Daily Assessment, 2-Weekly Assessment, 3-Monthly Assessment, W-O-W: Week On Week, 1M: Change over last month, 3M: Change over last 3 months

China's manganese ore imports rise 7% on month in July: GACC

Aug 22, 2024 10:08

Mysteel: China's manganese ore imports posted an on-month rise in July, with the tonnage up by 150,115 tonnes (t) or 7% to 2.29 million tonnes (mnt), according to the latest data released by China's General Administration of Customs

(GACC). For the first seven months of this year, the country's total imports of manganese ore still witnessed an on-year fall of 1.5 mnt or 8.6% to reach 16.27 mnt, the GACC statistics showed. Overseas mines accelerated their pace of mang

Continued

SNAP SHOT - INDIAN DOMESTIC PRICES (INR/MT)

Commodity	Particular	Size,Grade	As on	Price	Change	1M	3M
Fines/lumps ²	Iron Ore Index	5-18 mm, Fe 63%, DR Grade	17 Aug 14.41 IST	5,750	-50	-300	-1,650
Fines/lumps ²	Iron Ore Index	0-10 mm, Fe 63%	17 Aug 14.41 IST	4,600	-50	+100	-1,300
Iron Ore ³	NMDC	6-40 mm, Fe 65.5%	07 Aug 11.13 IST	5,350	NA	NA	-1,100
Iron Ore ³	NMDC	0-10 mm, Fe 64%	07 Aug 11.05 IST	4,610	NA	NA	-1,000
Pellets ²	Raipur	6-20 mm, Fe 63%,	20 Aug 18.40 IST	9,100	0	+300	-2,450
Pellets ²	Bellary	6-20 mm, Fe 63%	20 Aug 18.40 IST	9,500	0	-300	-1,050
Met Coke ²	Ex-India (East)	25-90 mm, Blast Furnace-grade	21 Aug 17.02 IST	34,800	0	0	-700
Graphite Electrode ³	Ex-India	600mm, UHP	24 Jun 19.11 IST	325,000	0	0	0
Mill Scale ²	FoR-Kandla	Fines, Fe 70/68%	21 Aug 18.22 IST	6,650	0	-100	-850
Hms ¹	Ex-Mumbai	HMS	21 Aug 17.30 IST	33,200	0	-300	-3,300
Hms ¹	Ex-Alang	HMS	21 Aug 17.30 IST	34,400	+200	-1,000	-3,900
Pig Iron ¹	Ex-Durgapur	Steel Grade	21 Aug 17.21 IST	37,000	0	-500	-4,200
Pig Iron ¹	Ex-Ludhiana, Foundary	Foundry Grade	21 Aug 13.32 IST	44,000	0	+1,000	-1,500
Sponge Pellet ¹	Ex-Raipur	Lumps, FeM 80%, +/-1	21 Aug 17.25 IST	25,250	+200	+200	-3,250
Billet ¹	Ex-Mumbai	100x100mm, IS 2831	21 Aug 17.36 IST	41,400	0	+200	-5,300
Billet ¹	Ex-Raipur	100x100mm, IS 2831	21 Aug 17.36 IST	39,100	+100	+600	-5,400
TMT (Re-Bar) Secondary mills ¹	Ex-Mumbai	12-25mm, IF Route, Fe 500, IS 1786	21 Aug 13.42 IST	45,900	+200	+200	-6,600
TMT (Re-Bar) Secondary mills ¹	Ex-Delhi/NCR	12-25mm, IF Route, Fe 500, IS 1786	21 Aug 13.42 IST	46,000	+200	-200	-4,500
TMT (Re-Bar) ²	Ex-Mumbai	12-32mm, BF Route, IS 1786 Fe 500D	16 Aug 17.32 IST	49,900	-400	-2,400	-8,500
Structure ¹	Ex-Mumbai	40x40 Angle, IF Route, IS 2062/2011 E-250 Gr A	22 Aug 10.25 IST	49,100	0	+1,100	-4,700
Wire Rod ¹	Ex-Raipur	5.5 mm, SWRY 14 LC Gr 3, Induction route	21 Aug 17.11 IST	43,200	0	+500	-4,900
HRC ²	Ex-Delhi	2.5-8mm / CTL, IS2062, Gr E250 Br.	20 Aug 18.03 IST	50,400	0	-1,100	-4,200
HRC ²	Ex-Mumbai	2.5-8mm / CTL, IS2062, Gr E250 Br.	20 Aug 18.03 IST	50,300	0	-1,200	-3,600
CRC ²	Ex-Delhi	0.90mm / CTL, IS 513, CR1	20 Aug 18.13 IST	58,000	0	-1,250	-2,900
CRC ²	Ex-Mumbai	0.90mm / CTL, IS 513, CR1	20 Aug 18.13 IST	57,400	0	-1,750	-3,300
HR Plate ²	Ex-Mumbai	5-10mm, Gr E250 Br.	21 Aug 18.32 IST	50,500	-500	-2,200	-4,500
GP ²	Ex-Mumbai	0.8mm / CTL, 120 GSM, IS277	14 Aug 18.32 IST	61,200	-1,200	-2,100	-3,700
Silico Manganese ²	Ex-Raipur	25-150 mm, HC 60-14	21 Aug 18.48 IST	68,600	0	-280	-15,300
Ferro Manganese ²	Ex-Raipur	25-150 mm, HC 70%	21 Aug 18.41 IST	74,800	0	-1,900	-15,800
Ferro Chrome ²	Ex-Jajpur	10-150mm, HC 60%, Si- 4%	21 Aug 10.19 IST	103,100	0	-4,450	-2,800
Manganese Ore ²	Ex Balaghat, MOIL	Lumps, Mn 37%, Fe 7.5%	01 Aug 13.27 IST	15,146	-5,601	-5,601	NA
Chrome Ore ²	Ex-Odisha OMC, E-auction	Lumps, Friable 48-50%	21 Aug 18.29 IST	23,721	-424	NA	NA

*Basic Price GST @ 18% extra

1-Daily Assessment, 2-Weekly Assessment, 3-Monthly Assessment, W-O-W: Week On Week, 1M: Change over last month, 3M: Change over last 3 months

Iron Ore

Iron Ore (India)

Particular/Delivery	Size/Grade	Delivery	As On	Price	Change	1M	3M
Indian prices (in INR/MT)							
Odisha Iron Ore Index	5-18 mm, Fe 63%, DR Grade	Ex-mines	17 Aug 14.41 IST	5,750	-50	-300	-1,650
	10-30mm, Fe 63%, BF Grade	Ex-mines	17 Aug 14.41 IST	5,050	0	-150	-1,700
	0-10 mm, Fe 63%	Ex-mines	17 Aug 14.41 IST	4,600	-50	+100	-1,300
	0-10mm, Fe 60%	Ex-mines	17 Aug 14.41 IST	3,750	-100	-50	-1,250
	0-5mm, Fe 57%	Ex-mines	14 Aug 17.32 IST	2,650	-50	-100	-950
	5-18 mm, Lumps, Fe 60%	Ex-mines	17 Aug 14.41 IST	5,000	-100	-200	-1,600
	10-30 mm, lumps, Fe 60%	Ex-mines	17 Aug 14.41 IST	4,500	-100	-200	-1,450
	0-10mm, Fe 62%	Ex-mines	17 Aug 14.41 IST	4,300	-150	0	-1,100
OMC Daitari	0-5 mm, Fe 62-64%	Ex-Mines	20 Aug 13.32 IST	4,000	-800	-800	-1,930
	10-40 mm, Fe 62%	Ex-Mines	20 Aug 13.32 IST	5,210	+150	+150	-1,800
OMC Kurmitar (Koira)	0-5 mm, Fe 62-60%	Ex-Mines	20 Aug 13.32 IST	3,500	-600	-600	-1,450
	10-40 mm, Fe 62%	Ex-Mines	20 Aug 13.32 IST	5,150	+150	+150	-1,650
OMC Gandhamardan	0-5 mm, Fe 62-60%	Ex-Mines	20 Aug 13.32 IST	3,450	-800	-800	-1,850
	10-40 mm, Fe 62%	Ex-Mines	20 Aug 13.32 IST	4,600	-100	-100	-1,650
OMC Guali	Fines -5 mm, Fe 60-62%	Ex-mines	20 Aug 13.32 IST	4,100	-300	-300	-1,550
	5-18 mm, Fe 62%	Ex-mines	20 Aug 13.32 IST	5,105	-150	-150	-1,050
OMC Jiling	5-18 mm, Fe 62%	Ex-mines	20 Aug 13.32 IST	5,700	-150	-150	-1,750
	Fines -5 mm, Fe 60-62%	Ex-mines	20 Aug 13.32 IST	4,250	-250	-250	-1,400
NMDC, Chhattisgarh	0-10 mm, Fe 64%	F.O.R Siding	07 Aug 11.05 IST	4,610	NA	NA	-1,000
	10-40 mm, Fe 67%, DR CLO	F.O.R Siding	07 Aug 11.05 IST	6,420	NA	NA	-1,100
	10-150 mm, Fe 65.5%	F.O.R Siding	07 Aug 11.05 IST	5,320	NA	NA	-1,130
	6-40 mm, Fe 65.5%	F.O.R Siding	07 Aug 11.13 IST	5,350	NA	NA	-1,100
Chandrapur, Maharashtra	0-10mm, Fe 63%	FoR Ballarshah	16 Aug 16.34 IST	6,100	0	0	0
Ex-Bellary	0-10 mm, Fe 62%	Ex-Mines	14 Aug 16.58 IST	4,500	0	-650	-1,200
	0-10 mm, Fe 57%	Ex-Mines	14 Aug 16.58 IST	2,700	0	-450	-600
Karnataka e-auction	Lumps 10-20mm, Fe 63%	Ex-Mines	31 Jul 13.59 IST	4,300	-400	-400	-550
	Fines 0-5 mm, Fe 60%	Ex-Mines	31 Jul 13.59 IST	3,200	-500	-500	-500

Pellets (India)

Indian prices (in INR/MT)							
Ex-Barbil	6-20 mm, Fe 63%, (+/- 0.5%)	FOR Siding	20 Aug 18.40 IST	7,100	0	-325	-2,350
Ex-Durgapur	6-20 mm, Fe 63%, (+/- 0.5%)	Ex-Works	20 Aug 18.40 IST	7,850	0	-525	-2,100
Ex-Jamshedpur	6-20 mm, Fe 63%	Ex-Works	06 Aug 18.55 IST	8,050	-50	-125	-1,450
Ex-Jharsugda	6-20 mm, Fe 63%, (+/- 0.5%)	Ex-Works	20 Aug 18.40 IST	7,900	+100	-100	-2,025
Ex-Raipur	6-20 mm, Fe 63%, (+/- 0.5%)	Ex-Works	20 Aug 18.40 IST	9,100	0	+300	-2,450
Ex-Kandla	6-20 mm, Fe 64/63%	DAP	20 Aug 18.40 IST	9,900	0	-800	-2,300
Ex-Bellary	6-20 mm, Fe 63%	Ex-Works	20 Aug 18.40 IST	9,500	0	-300	-1,050

Weekly Assessment, GST @ 5% extra., Barbil and Kandla - Prices Loaded to Wagons

Concentrates (India)

Indian prices (in INR/MT)							
Ex-Jabalpur	-45 micron, Fe 63%	Ex-works	21 Aug 15.54 IST	4,000	0	-150	-1,000

Iron Ore (Global)

Global prices (in USD/MT)							
CNF China	Fines, Fe 61.5% (Australia Origin)	-	22 Aug 11.02 IST	\$96	+3	-3	-21
CNF China	Fines, Fe 62% (Australia Origin)	-	22 Aug 11.02 IST	\$98	+3	-3	-21
CNF China	Fines, Fe 62.5% (Brazil Origin)	-	21 Aug 14.12 IST	\$97	+2	-7	-25
CNF China	Fines, Fines 63/62% (India origin)	-	21 Aug 14.12 IST	\$90	+2	-2	-14
CNF China	Lumps, Fe 64/63% (South Africa Origin)	-	21 Aug 14.12 IST	\$96	+2	-6	-23
CNF China	Lumps, USD/dmtu	-	22 Aug 11.02 IST	\$0.1605	0	-0.013	+0.027

CNF China	Fines, Fe 55% (India Origin)	-	20 Aug 18.13 IST	\$57	-4.5	-7.25	-17.5
CNF China	Fines, Fe 56% (India Origin)	-	20 Aug 18.13 IST	\$60	-4.5	-7.25	-17.5
CNF China	Fines, Fe 57% (India origin)	-	20 Aug 18.13 IST	\$63	-4.5	-7.25	-17.5
CNF India	Lumps, Fe 64% (South Africa origin)	-	21 Aug 13.23 IST	\$105.5	-4.5	-6.5	-21.5
FOB India	Fines, Fe 57% (India origin)	-	20 Aug 18.14 IST	\$50	-4	-6.5	-16.5

Prices on DMT basis (Daily Assessment) , India- Single Port Loading , FOB prices including demurrage , June to November: Moisture@ 10% , December to May: Moisture@ 8% , Or, actual moisture as per cargo certificate submitted by shipper to be adjusted

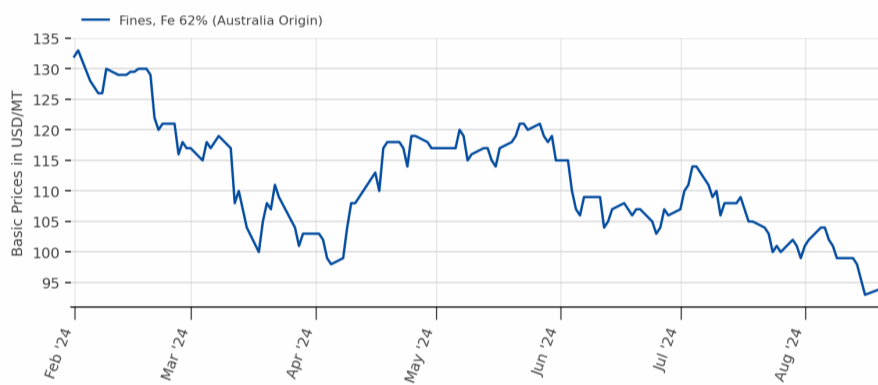
Pellets (Global)

Global prices (in USD/MT)

CNF China	6-20 mm, Fe 63% (India Origin)	-	21 Aug 18.33 IST	\$101.5	+1.5	-4.5	-22
	6-20 mm, Fe 65% (Brazil Origin)	-	21 Aug 14.24 IST	\$116	-3	-4	-17
FOB India	6-20 mm, Fe 63%	-	21 Aug 18.30 IST	\$88	+1	-5	-21
CNF China	5-20mm, Fe 63%	-	22 Aug 11.05 IST	\$7.4	-0.1	+0.5	+3.4
	6-20mm	-	22 Aug 11.05 IST	\$17	0	+0.7	+5

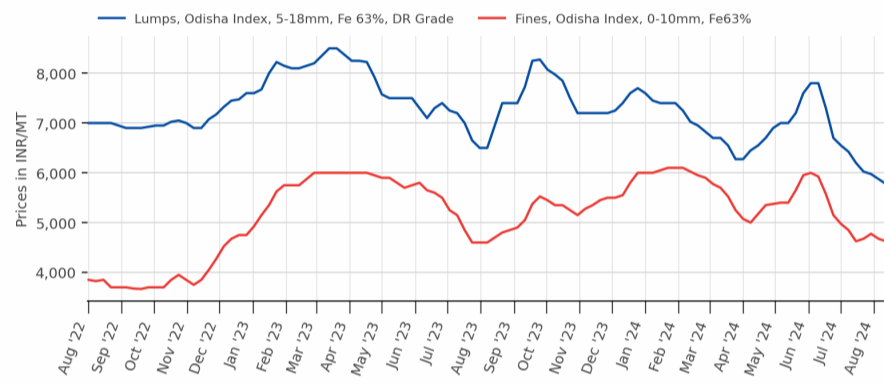
Note:- W-O-W: Week On Week, 1M: Change over last month, 3M: Change over last 3 months

Iron Ore Fines, CNF Rizhao China

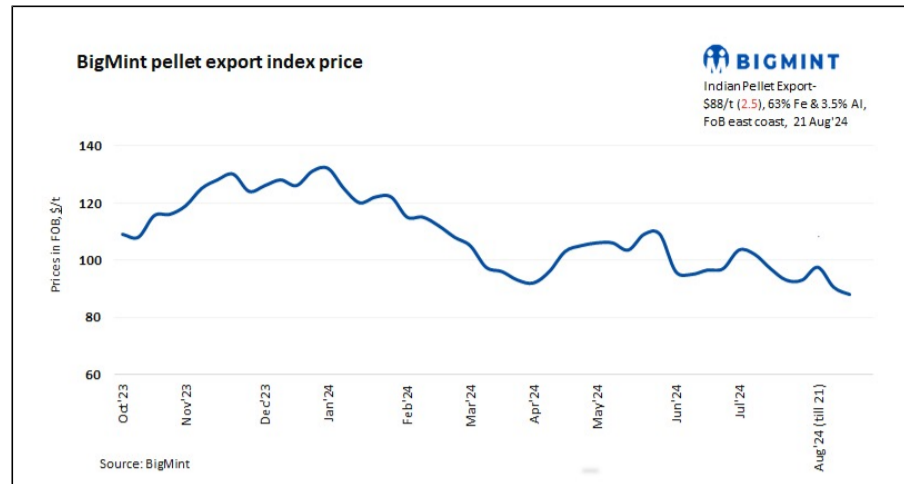


Source:BigMint

Odisha Iron Ore Price Index (Lumps & Fines)



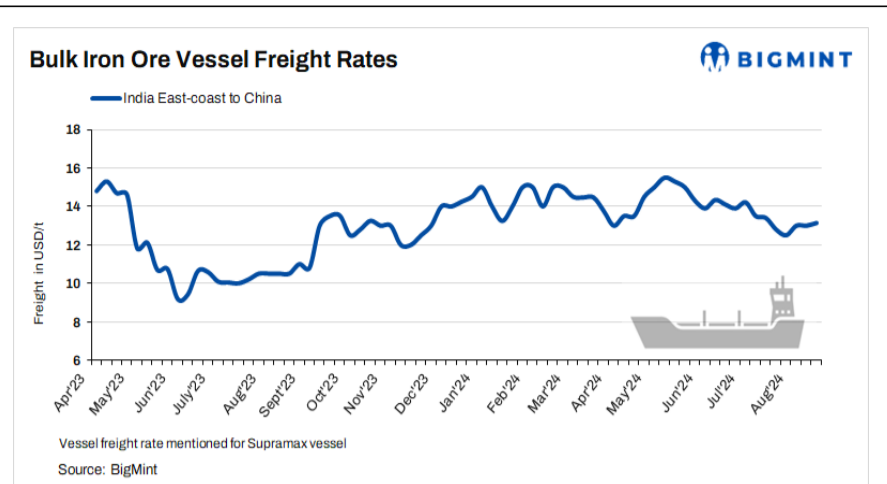
Source:BigMint



India: BigMint's pellet export index falls amid weak market sentiments

2024-08-21

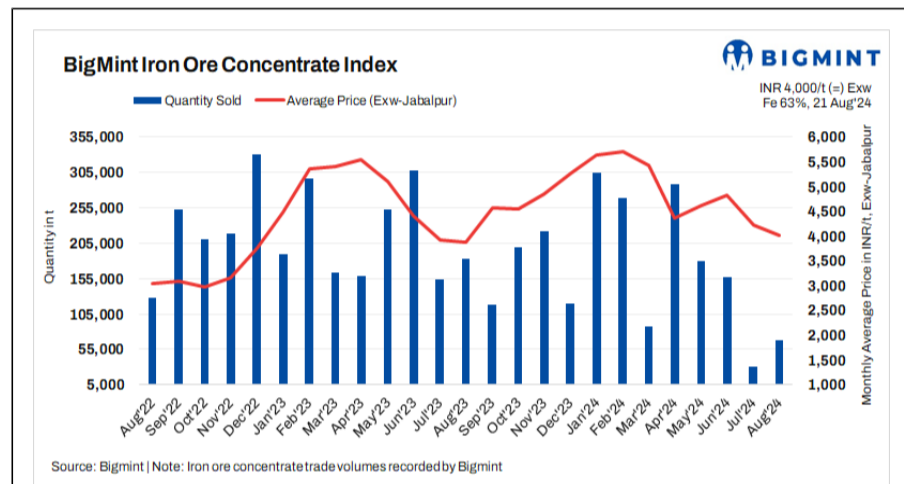
[READ MORE](#)



Dry bulk iron ore freight rates inch up w-o-w despite sluggish trade activity

2024-08-21

[READ MORE](#)



India: Iron ore concentrate prices under pressure following OMC auction

2024-08-21

[READ MORE](#)

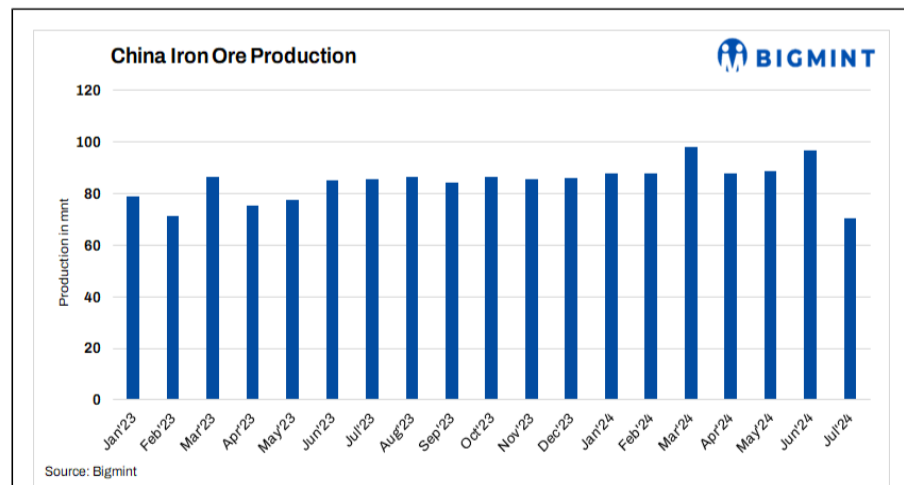
India: Daily Trade Sheet
for steel & related commodities

BIGMINT

BigMint's Daily Trade Sheet - 20 Aug'24

2024-08-21

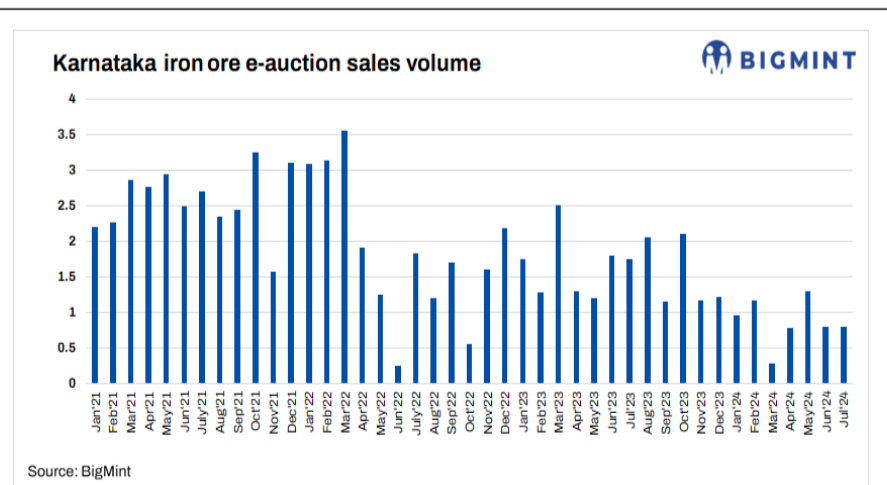
[READ MORE](#)



China's ROM iron ore output slumps 27% m-o-m in July: NBS

2024-08-21

[READ MORE](#)



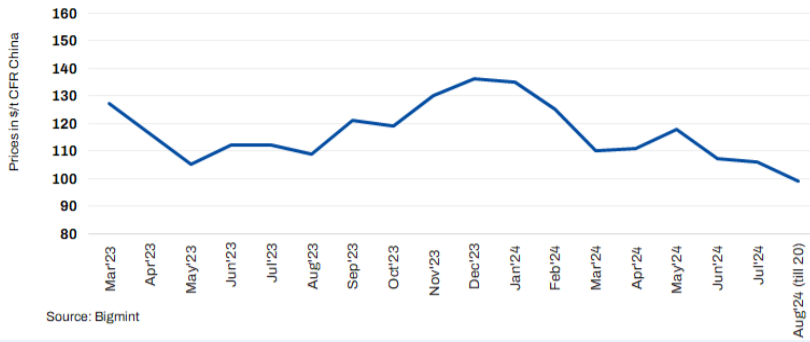
India: KSMCL to auction nearly 450,000 t of iron ore from Karnataka

2024-08-21

[READ MORE](#)

Fe 62% Australian iron ore fines

Iron ore fines Fe 62% \$95.10/dmt (0.65) CFR China 20 Aug'24



China: Iron ore spot prices inch up d-o-d despite sluggish market fundamentals

2024-08-21

READ MORE

Snapshot of OMC iron ore lumps e-auction

Mines	Size (mm)	Fe (%)	Base price as on 20 Jul'24 (INR/t)	Bid price as on 20 Jul'24 (INR/t)	Base price as on 20 Aug'24 (INR/t)	Bid price as on 20 Aug'24 (INR/t)	Quantity offered as on 20 Aug'24 (t)	Quantity booked as on 20 Aug'24 (t)
Gandhamardan	10-40 (Block A)	62%	4,250	4,250	3,950	4,450	25,000	25,000
	10-40 (Block B)	62%	4,350	4,700	4,150	4,600	325,000	325,000
Koira	10-40	62%	4,750	5,000	4,550	5,150	30,000	30,000
Daitari	10-40	62%	4,560	5,060	4,360	5,210	45,000	45,000
Tiring Pahar	10-40	65%	6,350		6,150	0	4,000	0
	10-40	62%	5,950	5,950	5,750	5,800	20,000	20,000
Guali	5-18	62%	4,605	5,255	4,405	5,105	100,000	100,000
	18-40	62%	5,050	5,300	4,850	5,500	50,000	50,000
Jilling	5-18	62%	5,850	5,850	5,650	5,700	200,000	200,000
	18-40	62%	5,750	6,000	5,550	6,200	100,000	100,000
Apathatu quarry of Jilling	5-18	62%	4,750	5,150	4,550	5,500	16,000	16,000
	18-40	62%	4,650	5,150	4,450	5,400	50,000	50,000
Khandbandh	10-40	62%	5,650	5,650	5,450	5,750	30,000	30,000
	10-40	65%						
Banspani	10-40	62%	4,650	4,650	4,450	5,300	25,000	25,000
	10-40	62%	3,900	4,700	3,700	5,300	16,000	16,000
Unchabali	10-40	60%	3,770	4,420	3,570	4,070	4,000	4,000
	10-40	58%	3,450	3,750	3,250	3,350	20,000	20,000
Roida C	5-18	60%	4,550	6,000	4,350	5,500	12,000	12,000
Total							1,072,000	1,068,000

India: Over 1 mnt of iron ore lumps fetch bids at OMC's auction

2024-08-21

READ MORE

Snapshot of OMC iron ore fines e-auction

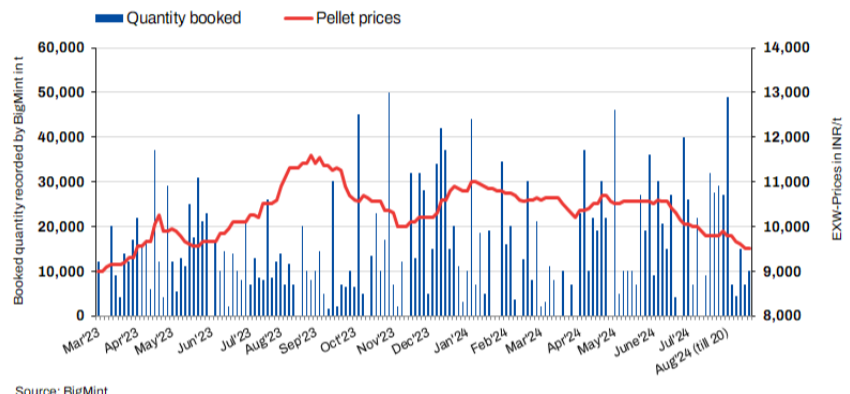
Mines	Size (mm)	Fe (%)	Base price as on 20 Jul'24 (INR/t)	Bid price as on 20 Jul'24 (INR/t)	Base price as on 20 Aug'24 (INR/t)	Bid price as on 20 Aug'24 (INR/t)	Quantity offered as on 20 Aug'24 (t)	Quantity booked as on 20 Aug'24 (t)
Gandhamardan	-10 (Block A)	60-62%	3,300	3,850	3,050	3,150	125,000	125,000
	-10 (Block B)	60-62%	3,400	4,250	3,250	3,450	375,000	375,000
	-10 (Block C)	62-65%						
Daitari	-10	60-62%	3,850	4,600	3,770	3,870	235,000	235,000
	-10	62-65%	4,150	4,800	3,950	4,000	20,000	20,000
Tiring Pahar	-10	60-62%	3,460	4,210	3,300	3,450	8,000	8,000
	-10	62-65%	3,740	4,340	3,740	3,890	4,000	4,000
Guali	-5	60-62%	3,750	4,400	3,450	4,100	175,000	175,000
	-5	62-65%	4,050	4,750	3,700	4,500	4,000	4,000
	-5	65(+)%						
Jilling	-5	60-62%	3,850	4,500	3,550	4,250	250,000	250,000
	-5	55-58%	1,870	2,320	1,520	2,370	20,000	20,000
Koira	-5	62-65%						
	-10	60-62%	3,350	4,100	3,050	3,500	60,000	60,000
Khandbandh	-10	60-62%	3,000	3,900	3,000	3,250	40,000	40,000
	-10	55-58%	1,770	2,470	1,770	2,170	4,000	4,000
Banspani	-10	60-62%	3,650	3,950	3,350	3,500	75,000	75,000
	-10	62-65%	3,950	4,500	3,600	4,150	4,000	4,000
Unchabali	-5	65(+)%						
	-10	60-62%	3,650	4,300	3,350	3,900	80,000	80,000
Roida C	-10	62-65%	3,950	4,500	3,600	4,150	8,000	8,000
	-5	55-58%	1,870	2,870	1,420	2,020	20,000	20,000
	-10	58-60%	3,010	3,310	2,660	2,810	8,000	8,000
Total							1,515,000	1,515,000

India: Over 1.5 mnt iron ore fines booked in OMC's auction, bids fall m-o-m

2024-08-20

READ MORE

Bellary Pellet Prices v/s Traded Volumes

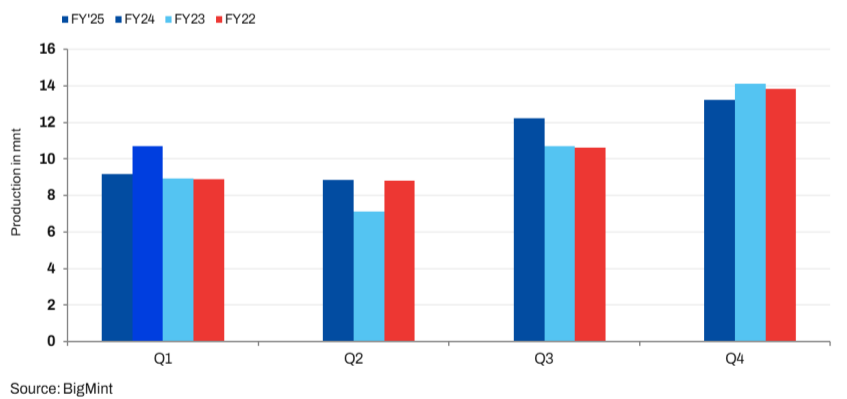


India: Pellet prices remain stable in Karnataka amid weak demand

2024-08-20

READ MORE

NMDC Iron Ore Production



India: NMDC Kumaraswamy iron ore auction fetches premium bids

2024-08-20

READ MORE



India: NMDC cuts iron ore base price by around INR 460/t (\$5/t) for its Donimalai auction

2024-08-20

READ MORE

Coal

Non Coking (India)

Particular/Delivery	Size/Grade	Delivery	As On	Price	Change	1M	3M
Indian prices (in INR/MT)							
Ex-Gangavaram	RB2 (5500 NAR), S.Africa	Ex-Port	21 Aug 16.32 IST	9,650	0	0	- 300
	RB3 (4800 NAR), South Africa	Ex-Port	21 Aug 16.32 IST	7,750	0	0	- 550

Met Coke (India)

Particular/Delivery	Size/Grade	Delivery	As On	Price	Change	1M	3M
Indian prices (in INR/MT)							
Ex-Jajpur	25-90 mm, Blast Furnace-grade	Ex-Yard	21 Aug 17.02 IST	34,800	0	0	- 700
Ex-Gandhidham	25-90 mm, Blast Furnace-grade	Ex-Yard	21 Aug 17.02 IST	32,700	0	0	- 800

Coking (Global)

Particular/Delivery	Size/Grade	Delivery	As On	Price	Change	1M	3M
Global prices (in USD/MT)							
CNF India	0-40mm, HCC 64 Mid Vol, Australia	-	22 Aug 11.12 IST	\$196	- 4	- 22.8	- 27.25
	0-40mm, Premium HCC, Australia	-	22 Aug 11.12 IST	\$218	- 2	- 24	- 39.25
	Low Vol PCI, Australia	-	22 Aug 11.12 IST	\$189	- 3	- 24.4	+ 6.75
FOB Australia	0-40mm, Low Vol PCI	-	22 Aug 11.16 IST	\$174	- 2	- 23.2	+ 10
	HCC 64 Mid Vol	-	22 Aug 11.16 IST	\$181	- 4	- 21.8	- 24.75
	Premium HCC	-	22 Aug 11.16 IST	\$203	- 2	- 22.6	- 36.25

Non Coking (Global)

Particular/Delivery	Size/Grade	Delivery	As On	Price	Change	1M	3M
Global prices (in USD/MT)							
CNF India	RB1 (6000 NAR), S.Africa	-	21 Aug 13.50 IST	\$128	0	+ 4.8	+ 3.4
	RB2 (5500 NAR), S.Africa	-	21 Aug 13.50 IST	\$111	0	+ 0.8	+ 1
	RB3 (4800 NAR), S.Africa	-	21 Aug 13.50 IST	\$92	0	+ 1.8	- 5
FOB South Africa	RB1 (6000 NAR)	-	21 Aug 13.51 IST	\$111	0	+ 4.8	+ 4.4
	RB2 (5500 NAR)	-	21 Aug 13.51 IST	\$94	0	+ 0.8	+ 2
	RB3 (4800 NAR)	-	21 Aug 13.51 IST	\$75	0	+ 1.8	- 4

Met Coke (Global)

Particular/Delivery	Size/Grade	Delivery	As On	Price	Change	1M	3M
Global prices (in USD/MT)							
FOB China	25-90mm, 64% CSR	-	14 Aug 17.49 IST	\$258	- 8	- 21	- 44
CNF India	25-90mm, 64% CSR, China	-	14 Aug 17.50 IST	\$273	- 6	- 22	- 44
	64% CSR, Japan origin	-	14 Aug 17.50 IST	\$358	0	- 2	- 7

Note:- W-O-W: Week On Week, 1M: Change over last month, 3M: Change over last 3 months

Scrap & Metallic

Sponge (India)

Region	Particular	Sponge Iron (C-DRI)				Pellet Sponge (P-DRI)			
		Price	Change	W-O-W	1M	Price	Change	W-O-W	1M
Indian prices (in INR/MT) As on 21 Aug 2024									
North India	Mandi Gobindgarh	30,000	0	+ 200	0	-	-	-	-
East India	Durgapur	27,400	+ 400	+ 300	+ 700	25,450	+ 150	+ 400	+ 750
East India	Rourkela	26,350	+ 350	+ 500	+ 350	-	-	-	-
Central India	Raigarh	26,500	+ 300	+ 700	0	24,500	+ 300	+ 700	0
Central India	Raipur	29,600	+ 50	+ 1,050	+ 400	25,250	+ 200	+ 850	+ 200
South India	Bellary	27,100	+ 100	+ 100	+ 200	26,050	+ 150	+ 50	+ 250
Eastern India	Ramgarh	27,000	0	+ 300	+ 100	24,950	- 150	+ 300	+ 50
East India	Jharsugda	-	-	-	-	24,000	+ 200	+ 800	+ 200
South India	Hyderabad	-	-	-	-	26,700	+ 200	+ 100	+ 200

All prices are basic, GST extra.

Pig Iron (India)

Particular/Delivery	Size/Grade	Delivery	As On	Price	Change	1M	3M
Indian prices (in INR/MT)							
DAP-Ludhiana	Steel Grade	DAP	21 Aug 17.21 IST	40,000	0	- 200	- 2,800
Ex-Bokaro	Steel Grade	Ex-Plant,Bokaro	01 Aug 18.06 IST	35,900	- 1,450	- 1,450	- 1,450
Ex-Burnpur	Steel Grade	Ex-Plant,Burnpur	31 May 16.00 IST	40,500	- 2,500	0	- 2,500
Ex-Durgapur	Steel Grade	Ex-Works	21 Aug 17.21 IST	37,000	0	- 500	- 4,200
		Ex-Plant,Durgapur	24 Jul 11.53 IST	36,700	- 300	0	- 6,550
Ex-Rourkela	Steel Grade	Ex-Plant,Rourkela	21 Aug 15.26 IST	35,200	0	- 1,900	- 5,600
Ex-Bhilai	Steel Grade	Ex-Plant,Bhilai	20 Jun 17.45 IST	38,000	- 4,100	0	- 4,100
DAP-Raigarh	Steel Grade	DAP	21 Aug 17.21 IST	36,150	- 50	- 1,550	- 4,950
DAP-Raipur	Steel Grade	DAP	21 Aug 17.21 IST	36,550	- 50	- 1,350	- 5,200
DAP-Hyderabad	Steel Grade	DAP	21 Aug 13.34 IST	38,300	0	+ 300	- 2,200
DAP-Delhi	Foundry Grade	DAP	21 Aug 13.32 IST	44,000	0	+ 1,000	- 2,000
DAP-Ludhiana	Foundry Grade	DAP	21 Aug 13.32 IST	44,000	0	+ 1,000	- 1,500
Ex-Durgapur	Foundry Grade	Ex-Works	21 Aug 13.32 IST	41,500	0	- 2,000	- 5,000
Ex-Kharagpur	Foundry Grade	Ex-Works	21 Aug 13.32 IST	41,500	0	- 2,000	- 5,000
DAP-Ahmedabad	Foundry Grade	DAP	21 Aug 13.32 IST	45,500	0	- 300	- 1,500
DAP-Kolhapur	Foundry Grade	DAP	21 Aug 13.32 IST	45,800	0	- 200	- 1,200

Indian pig iron price assessment frequency has been increased from weekly to daily basis.

Re - Rolling Scrap (India)

Indian prices (in INR/MT)							
Ex-Alang	19-22mm(12 ANE), Ship Breaking	Ex-Yard	22 Aug 11.00 IST	41,500	0	- 1,000	- 3,200
	15-18mm(10 ANE), Ship Breaking	Ex-Yard	22 Aug 11.00 IST	41,500	0	- 900	- 3,100
	1 Inch, Ship Breaking	Ex-Yard	22 Aug 11.00 IST	41,500	0	- 1,000	- 3,300
	12-14mm(8 ANE), Ship Breaking	Ex-Yard	22 Aug 11.00 IST	41,000	0	- 800	- 3,100
	5-10 KG, Ship Breaking	Ex-Yard	22 Aug 11.00 IST	40,000	0	- 800	- 3,200
	9-11mm(6 ANE), Ship Breaking	Ex-Yard	22 Aug 11.00 IST	39,500	0	- 800	- 3,100
	2-5 KG, Ship Breaking	Ex-Yard	22 Aug 11.00 IST	39,000	0	- 800	- 3,100
	6-8mm(4 ANE), Ship Breaking	Ex-Yard	22 Aug 11.00 IST	38,500	0	- 800	- 3,100
	1-2 KG, Ship Breaking	Ex-Yard	22 Aug 10.34 IST	35,400	- 200	- 1,200	- 4,300
	Attachment, Ship Breaking	Ex-Yard	22 Aug 10.34 IST	35,200	- 200	- 1,200	- 4,300
	HMS(80:20), Ship Breaking	Ex-Yard	22 Aug 10.34 IST	34,200	- 200	- 1,200	- 4,300

Melting Scrap (India)

Particular/Delivery	Size/Grade	Delivery	As On	Price	Change	1M	3M
Indian prices (in INR/MT)							
Ex-Ludhiana	End Cutting	DAP	21 Aug 17.30 IST	37,300	+100	-100	-3,500
	Turning Boring Scrap	DAP	21 Aug 17.30 IST	34,800	+200	-200	-3,800
	CI Scrap, Mixed Size	DAP	21 Aug 17.30 IST	38,900	+100	+100	-1,100
	CR Busheling (Loose)	DAP	21 Aug 17.30 IST	38,400	+100	-100	-3,400
Ex-Mandi	CR Busheling (Loose)	DAP	21 Aug 17.30 IST	38,700	+100	-100	-3,400
	End Cutting	DAP	21 Aug 17.30 IST	37,600	+100	-100	-3,500
	HMS(80:20)	DAP	21 Aug 17.30 IST	34,900	+100	-300	-2,900
	LMS (Light Melting Scrap)	DAP	21 Aug 17.30 IST	32,700	+100	-400	-3,500
Ex-Durgapur	HMS(80:20)	DAP	21 Aug 17.30 IST	34,300	-200	-100	-4,200
Ex-Raipur	HMS(80:20)	DAP	21 Aug 17.30 IST	34,200	+100	-500	-4,600
	End Cutting	DAP	21 Aug 17.30 IST	36,200	+100	-500	-4,300
Ex-Ahmedabad	HMS(80:20)	DAP	21 Aug 17.30 IST	33,200	0	-1,000	-4,100
	CR Busheling (Bundle)	DAP	21 Aug 17.30 IST	38,200	0	-300	-2,700
Ex-Alang	HMS(80:20)	Ex-Yard	21 Aug 17.30 IST	34,400	+200	-1,000	-3,900
Ex-Jalna	HMS(80:20)	DAP	21 Aug 17.30 IST	33,100	0	0	-3,800
	CR Busheling (Loose)	DAP	21 Aug 17.30 IST	36,100	0	0	-3,800
Ex-Mumbai	HMS(80:20)	DAP	21 Aug 17.30 IST	33,200	0	-300	-3,300
Ex-Chennai	Turning Boring Scrap	DAP	21 Aug 17.30 IST	30,800	-100	0	-3,400
	HMS(80:20)	DAP	21 Aug 17.30 IST	31,700	-100	-100	-3,400
	CR Busheling (Bundle)	DAP	21 Aug 17.30 IST	35,800	-100	-400	-2,700
	HMS(90:10)	DAP	21 Aug 17.30 IST	34,100	0	-500	-2,600
Ex-Coimbatore	CI Scrap, Mixed Size	DAP	21 Aug 17.30 IST	37,500	-100	-300	-300
Ex-Hyderabad	HMS(90:10)	DAP	21 Aug 17.30 IST	31,500	0	-300	-3,300
	HMS(80:20)	DAP	21 Aug 17.30 IST	30,000	0	-300	-3,300
Ex-Bhilai	9-13 Meters, 60 KG	Ex-works	25 Jul 14.36 IST	40,800	-3,620	-350	-700

Mill Scale (India)

Indian prices (in INR/MT)							
Ex Plant, Raipur	Fines, Fe 70/68%	EXW	21 Aug 18.22 IST	6,950	0	+150	-250
Ex-Kandla	Fines, Fe 70/68%	DAP	21 Aug 18.22 IST	6,650	0	-100	-850

Sponge Iron (Global)

Particular/Delivery	Size/Grade	Delivery	As On	Price	Change	1M	3M
Global prices (in USD/MT)							
CNF Bangladesh	FeM 80% (+/-1), 100% lumps	-	16 Aug 17.15 IST	\$363	-15	-2	-45
CNF Nepal	Mix (70% lumps, 30% fines), FeM 80% (+/-1)	-	16 Aug 17.15 IST	\$343	-21	-12	-67

Melting Scrap (Global)

Global prices (in USD/MT)							
FOB Europe	HMS 80:20 (Bulk)	-	21 Aug 18.35 IST	\$336	-9	-22	-18
FOB USA	HMS 80:20	-	21 Aug 17.04 IST	\$336	-7	-23.8	-20
	Shredded	-	21 Aug 17.04 IST	\$356	-7	-23.8	-20
CNF Bangladesh	H2 (Bulk, Japan origin)	-	21 Aug 18.24 IST	\$397	-8	-4	-1
	HMS 80:20 (Bulk, US Origin)	-	21 Aug 18.24 IST	\$391	-12	-13	-11
	HMS 80:20 (Containers, Europe Origin)	-	21 Aug 18.24 IST	\$394	-3	-10	-8.8
	Shredded (Containers, UK Origin)	-	21 Aug 18.24 IST	\$414	-1	-11.4	-5.6
CNF China	H2	-	21 Aug 11.49 IST	\$331	0	+6	-28
	HMS 80:20 (Bulk)	-	21 Aug 11.49 IST	\$357	0	+7	+3.8
	Shredded	-	21 Aug 11.49 IST	\$410	0	0	+3
CNF India	HMS 80:20 (Europe Origin, Containers)	-	21 Aug 18.15 IST	\$375	0	-12.2	-25
	HMS 80:20 (West Africa Origin, Containers)	-	21 Aug 18.15 IST	\$370	-4	-16.4	-25.4
	HMS 80:20 (West Africa Origin, Containers)	-	21 Aug 18.15 IST	\$375	-3	-13.8	-23.4
	Shredded (Europe Origin, Containers)	-	21 Aug 18.15 IST	\$398	-4	-16	-18.2
	Shredded (US Origin, Containers)	-	21 Aug 18.15 IST	\$395	0	-13.4	-18.8
CNF Pakistan	Shredded (Containers, Europe Origin)	-	21 Aug 18.15 IST	\$398	0	-28.6	-20.2
CNF Taiwan	HMS 80:20 (US Origin, Containers)	-	21 Aug 13.42 IST	\$340	-5	-7	-8
CNF Thailand	HMS 70:30	-	29 Jan 17.41 IST	\$352	+2	NA	NA
CNF Turkey	HMS 80:20 (Bulk, US Origin)	-	21 Aug 18.15 IST	\$363	-7	-26.4	-15.6

CNF Vietnam	H2, (Bulk,Japan origin)	-	12 Aug 18.47 IST	\$366	-5	-2	-9
	HMS 80:20 (Bulk, US Origin)	-	12 Aug 18.47 IST	\$375	-7	-11	-10

Pig Iron (Global)

Particular/Delivery	Size/Grade	Delivery	As On	Price	Change	1M	3M
Global prices (in USD/MT)							
FOB Black Sea	Steel Grade	-	17 Aug 13.01 IST	\$392	0	-18	-20
FOB Brazil	Steel Grade	-	17 Aug 13.01 IST	\$442	0	-3	-8
CNF Italy	Steel Grade	-	17 Aug 14.45 IST	\$439	0	-14	-21

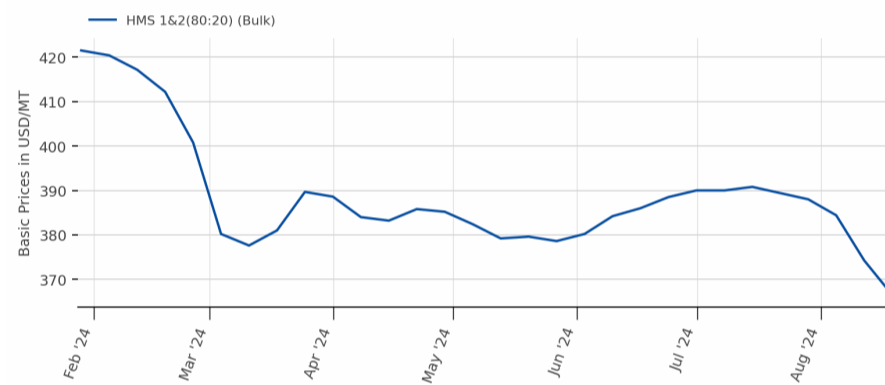
Weekly Assessment,, *Tender Prices in export

Ship Breaking (Global)

Global prices (in USD/MT)							
CNF Bangladesh	Containers	-	20 Aug 11.49 IST	\$530	+10	-10	-30
	Tanker	-	20 Aug 11.49 IST	\$520	+10	-10	-20
CNF India	Containers	-	20 Aug 11.49 IST	\$520	+10	-10	-30
	Tanker	-	20 Aug 11.49 IST	\$510	+10	-10	-20
CNF Pakistan	Containers	-	20 Aug 11.49 IST	\$510	-20	-10	-20
	Tanker	-	20 Aug 11.49 IST	\$500	-20	-10	-20
CNF Turkey	Containers	-	20 Aug 11.49 IST	\$380	+15	0	0
	Tanker	-	20 Aug 11.49 IST	\$370	+15	0	0

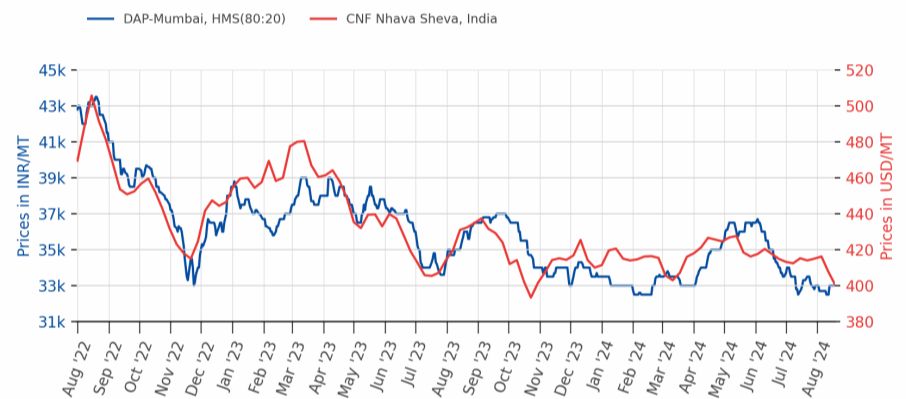
Note:- W-O-W: Week On Week, 1M: Change over last month, 3M: Change over last 3 months

Melting Scrap, CNF Turkey



Source:BigMint

Melting Scrap DAP Mumbai/CNF India



Source:BigMint

South Asia: Imported shredded scrap offers from UK/Europe

Offers in \$/t, CFR

India Pakistan Bangladesh Turkiye HMS(80:20)(US)

Source: BigMint

South Asia: Imported ferrous scrap prices decline on limited demand

2024-08-21

[READ MORE](#)

Bangladesh: Imported scrap vs domestic rebar price trend

Prices in \$/t

Containerised shredded UK/EU origin, CFR Domestic rebar price Bulk HMS (80:20) CFR Turkiye

Source: BigMint

Bangladesh: Imported ferrous scrap offers drop by \$6/t w-o-w on subdued demand

2024-08-21

[READ MORE](#)

South Korea: Weekly scrap inventory

Quantity in mnt

0.87 0.86 0.87 0.86 0.86 0.80 0.78 0.77 0.77 0.76 0.76 0.78 0.83 0.80 0.82 0.81 0.69 0.68 0.66

11-Apr 16-Apr 24-Apr 2-May 8-May 16-May 22-May 30-May 8-Jun 13-Jun 20-Jun 27-Jun 4-Jul 11-Jul 18-Jul 25-Jul 8-Aug 14-Aug 21-Aug

Source: SteelDaily | compiled and maintained by BigMint

South Korea: Ferrous scrap inventory drops by 3% at major mills for 3rd consecutive week

2024-08-21

[READ MORE](#)

India: Melting scrap index DAP-Mandi Gobingarh (End Cutting vs Billet)

Prices in INR/t

End Cutting Scrap Billet (100x100 mm) Spread(RHS)

End Cutting - INR 37,600/t (+100) 21 August'24

Source: BigMint

India: BigMint's scrap index edges up by INR 100/t d-o-d amid range-bound market- 21 Aug'24

2024-08-21

[READ MORE](#)

India Sponge iron price & trade volume

Quantity in t Prices in INR/t

Bellary (PDR) Raipur (PDR) Durgapur (PDR) Bellary Raipur Durgapur

Source: BigMint Research

India: Sponge iron prices rise d-o-d despite moderate bookings - 21 Aug'24

2024-08-21

[READ MORE](#)

Taiwan Feng Hsin scrap vs rebar prices

Prices in \$/t

Domestic (HMS 80:20) US (HMS 80:20) Japan (H2) Rebar (13 mm)

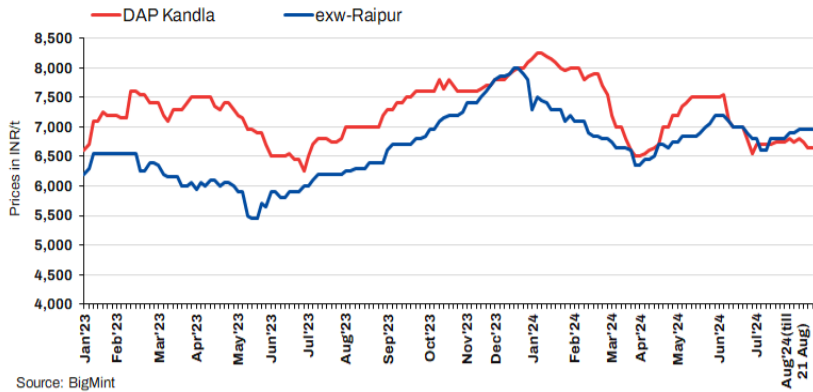
Source: Mysteel, BigMint

Taiwan's Feng Hsin cuts rebar, scrap prices

2024-08-21

[READ MORE](#)

India: Domestic mill-scale prices



Source: BigMint

India: Mill scale prices remain stable in key markets

2024-08-21

[READ MORE](#)



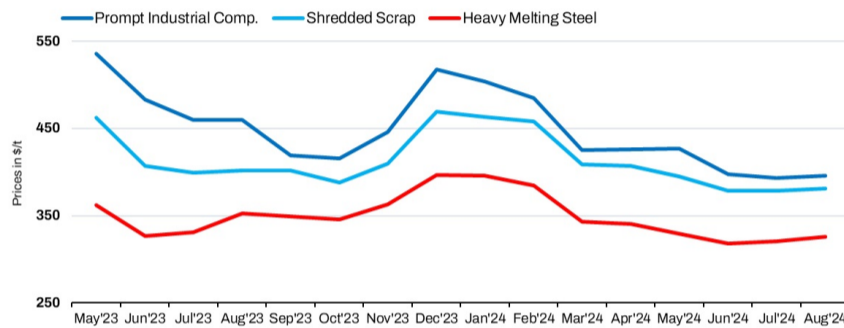
Turkish imported bulk ferrous scrap deal updates

Turkish ferrous scrap prices hit 10-month low following recent US deal

2024-08-21

[READ MORE](#)

RMDAS: Total US regional spot market prices



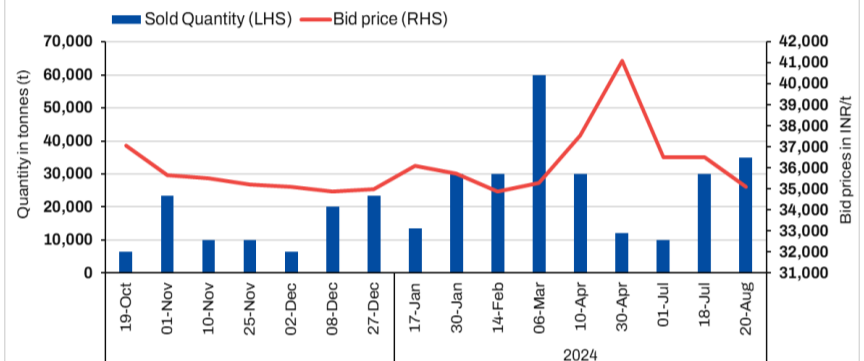
Source: RMDAS | Maintained by BigMint

USA: RMDAS ferrous scrap index witnesses positive trend in Aug'24

2024-08-21

[READ MORE](#)

India: NMDC Pig Iron auction summary



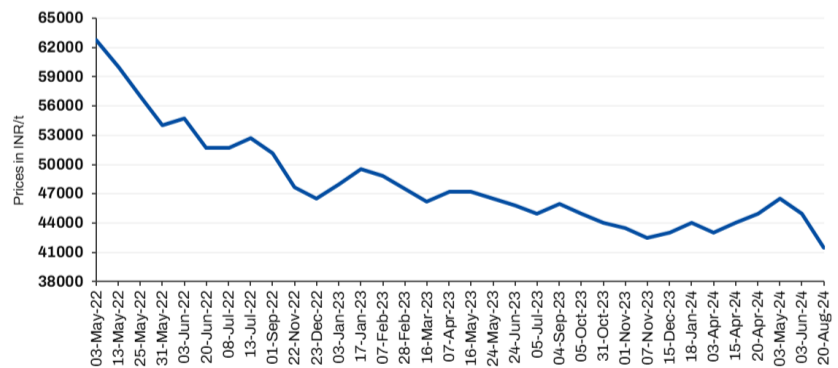
Source: BigMint

NMDC's recent auction of 35,000 tons of pig iron has garnered significant interest from buyers

2024-08-20

[READ MORE](#)

Foundry grade pig iron, exw kharagpur (East India)



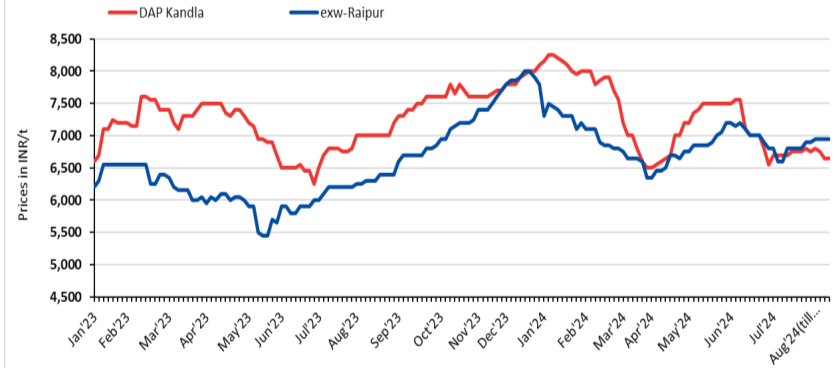
Source: BigMint

India: Tata Metaliks cuts pig iron prices by INR 1,000/t (\$12/t)

2024-08-20

[READ MORE](#)

India: Domestic mill-scale prices



Source: BigMint

India: Mill scale prices remain stable in major markets

2024-08-17

[READ MORE](#)

Steel

Ingots/Billet (India)

Region	Particular	INGOT				BILLET			
		Price	Change	W-O-W	1M	Price	Change	W-O-W	1M
Indian prices (in INR/MT) As on 21 Aug 2024									
North India	Ghaziabad	41,500	+ 200	+ 700	+ 100	-	-	-	-
North India	Ludhiana	44,700	+ 200	+ 700	- 400	-	-	-	-
North India	Mandi Gobindgarh	42,100	- 50	+ 400	- 600	42,150	0	+ 450	- 550
North India	Muzaffarnagar	41,300	+ 100	+ 600	+ 300	-	-	-	-
East India	Rourkela	37,600	+ 250	+ 400	+ 100	38,150	+ 250	+ 450	+ 150
Central India	Raigarh	38,100	0	+ 600	+ 500	38,500	0	+ 600	+ 500
Central India	Raipur	38,700	+ 100	+ 700	+ 700	39,100	+ 100	+ 800	+ 600
West India	Ahmedabad	40,900	+ 200	+ 700	0	41,500	0	+ 300	- 500
West India	Jaipur	40,600	+ 50	+ 400	+ 200	-	-	-	-
West India	Mumbai	41,000	+ 100	+ 300	+ 300	41,400	0	+ 400	+ 200
East India	Durgapur	-	-	-	-	38,950	+ 50	+ 400	+ 250
East India	Kolkata	-	-	-	-	39,650	+ 50	+ 400	+ 250
West India	Bhavnagar	-	-	-	-	41,200	0	+ 400	- 400
West India	Goa	-	-	-	-	40,300	0	0	- 950
West India	Jalna	-	-	-	-	40,900	+ 100	+ 200	- 100
South India	Chennai	-	-	-	-	41,800	0	- 200	- 500
South India	HINDPUR	-	-	-	-	41,000	0	+ 200	+ 200
South India	Hyderabad	-	-	-	-	39,500	0	0	0
Eastern India	Ramgarh	-	-	-	-	39,000	0	+ 450	+ 200

All prices are basic, GST @ 18% extra. Ingot - 3.5"*4.5", Commercial Grade, Billet - 100*100

Rebar (India)

Particular/Delivery	Size/Grade	Delivery	As On	Price	PRICE @ 18%GST	Change	1M	3M
Indian prices (in INR/MT)								
Exy-Delhi/NCR	12-32mm, BF Route, IS 1786 Fe 550D	Ex-Yard	16 Aug 17.32 IST	50,200	59,200	- 600	- 2,600	- 8,000
	12-32mm, BF Route, IS 1786 Fe 500D	Ex-Yard	16 Aug 17.32 IST	50,200	59,200	- 600	- 2,600	- 8,000
Exy-Durgapur	12-32mm BF Route, IS 1786 Fe 500D	Ex-Yard	16 Aug 17.32 IST	50,300	59,400	- 400	- 2,800	- 6,500
	12-32mm BF Route, IS 1786 Fe 550D	Ex-Yard	16 Aug 17.32 IST	50,300	59,400	- 400	- 2,800	- 6,500
Exy-Ahmedabad	12-32mm BF Route, IS 1786 Fe 500D	Ex-Yard	16 Aug 17.32 IST	50,300	59,400	- 300	- 2,700	- 8,000
	12-32mm BF Route, IS 1786 Fe 550D	Ex-Yard	16 Aug 17.32 IST	50,300	59,400	- 300	- 2,700	- 8,000
Exy-Mumbai	12-32mm, BF Route, IS 1786 Fe 500D	Ex-Yard	16 Aug 17.32 IST	49,900	58,900	- 400	- 2,400	- 8,500
	12-32mm, BF Route, IS 1786 Fe 550D	Ex-Yard	16 Aug 17.32 IST	49,900	58,900	- 400	- 2,400	- 8,500
Exy-Bangalore	12-32mm, BF Route, IS 1786 Fe 500D	Ex-Yard	16 Aug 17.32 IST	51,000	60,200	- 700	- 2,400	- 8,200
	12-32mm, BF Route, IS 1786 Fe 550D	Ex-Yard	16 Aug 17.32 IST	51,000	60,200	- 700	- 2,400	- 8,200
Exy-Chennai	12-32mm, BF Route, IS 1786 Fe 550D	Ex-Yard	16 Aug 17.32 IST	51,200	60,400	- 400	- 2,000	- 7,700
	12-32mm, BF Route, IS 1786 Fe 500D	Ex-Yard	16 Aug 17.32 IST	51,200	60,400	- 400	- 2,000	- 7,700
Exy-Hyderabad	12-32mm, BF Route, IS 1786 Fe 500D	Ex-Yard	16 Aug 17.32 IST	50,200	59,200	- 100	- 3,100	- 8,500
	12-32mm, BF Route, IS 1786 Fe 550D	Ex-Yard	16 Aug 17.32 IST	50,200	59,200	- 100	- 3,100	- 8,500
Indian prices (in INR/MT)								
Ex-Delhi/NCR	12-25mm, IF Route, Fe 500, IS 1786	Ex-Works	21 Aug 13.42 IST	46,000	54,300	+ 200	- 200	- 4,500
Ex-Jaipur	12-25mm IF route, Fe 500, IS 1786	Ex-Works	21 Aug 17.49 IST	44,200	52,200	0	- 300	- 5,600
Ex-Mandi Gobindgarh	12-25mm, IF Route, Fe 500, IS 1786	Ex-Works	21 Aug 13.42 IST	46,900	55,300	+ 100	- 300	- 4,600
Ex-Muzaffarnagar	12-25mm, IF Route, Fe 500, IS 1786	Ex-Works	21 Aug 17.49 IST	44,800	52,900	+ 200	- 600	- 5,000
Ex-Durgapur	12-25mm, IF Route, Fe 500, IS 1786	Ex-Works	21 Aug 17.49 IST	41,400	48,900	+ 100	+ 400	- 5,500
	12-25mm, IF Route, Fe 500D, IS 1786	Ex-Works	21 Aug 17.49 IST	43,500	51,300	+ 100	+ 400	- 5,500
Ex-Rourkela	12-25mm, IF Route, Fe 500, IS 1786	Ex-Works	21 Aug 13.42 IST	41,800	49,300	+ 300	+ 500	- 5,700
	12-25mm, IF Route, Fe 500D, IS 1786	Ex-Works	21 Aug 13.42 IST	48,600	57,300	0	+ 800	- 3,700
Ex-Raigarh	12-25mm, IF Route, Fe 500, IS 1786	Ex-Works	21 Aug 13.42 IST	41,700	49,200	+ 200	+ 400	- 5,800
Ex-Raipur	12-25mm, IF Route, Fe 500, IS 1786	Ex-Works	21 Aug 17.49 IST	42,000	49,600	+ 300	+ 300	- 5,900
	12-25mm, IF Route, Fe 500D, IS 1786	Ex-Works	21 Aug 13.42 IST	44,800	52,900	0	- 200	- 5,800
Ex-Ahmedabad	12-25mm, IF Route, Fe 500, IS 1786	FOR	21 Aug 13.42 IST	45,300	53,500	- 200	- 900	- 5,200

Ex-Goa	12-25mm, IF Route, Fe 500, IS 1786	Ex-Works	21 Aug 13.42 IST	46,700	55,100	+ 300	- 700	- 4,400
Ex-Jalna	12-25mm, IF Route, Fe 500, IS 1786	Ex-Works	21 Aug 13.42 IST	45,000	53,100	0	- 500	- 6,400
Ex-Mumbai	12-25mm, IF Route, Fe 500, IS 1786	Ex-Works	21 Aug 13.42 IST	45,900	54,200	+ 200	+ 200	- 6,600
Ex-Bangalore	12-25mm, IF Route, Fe 550D, IS 1786	Ex-Works	21 Aug 13.42 IST	49,800	58,800	0	- 300	- 3,900
	12-25mm, IF Route, Fe 550, IS 1786	Ex-Works	21 Aug 13.42 IST	46,500	54,900	0	- 400	- 5,000
Ex-Chennai	12-25mm, IF Route, Fe 500, IS 1786	Ex-Works	21 Aug 13.42 IST	46,500	54,900	- 500	- 1,000	- 4,700
Ex-Hyderabad	12-25mm, IF Route, Fe 500, IS 1786	Ex-Works	21 Aug 13.42 IST	43,500	51,300	0	0	- 5,500
Ex-Patna	12-25mm IF route, Fe 500, IS 1786	Ex-Works	21 Aug 13.42 IST	42,800	50,500	0	- 600	- 6,350

Structure (Medium & Small Scale Producers) (India)

Region/Zone	Particular	40 ANGLE	Change	1M	75 CHANNEL	Change	1M	200 BEAM	Change	1M
Indian prices (in INR/MT)										
North India	Ghaziabad	-	-	-	-	-	-	49,300	+ 100	- 100
East India	Durgapur	44,000	0	- 700	44,000	0	- 700	44,750	0	- 700
Central India	Raipur	-	-	-	44,700	+ 100	+ 200	-	-	-
West India	Ahmedabad	46,500	+ 200	- 600	46,500	+ 200	- 600	-	-	-
West India	Mumbai	49,100	0	+ 1,100	49,900	0	+ 1,100	-	-	-
South India	Hyderabad	47,000	0	- 500	46,600	0	- 500	-	-	-

Indian Structure price assessment frequency has been increased from weekly to daily basis, All prices are basic, Commercial Grade, Basic Price GST @ 18% extra

Wire Rod (India)

Particular	Size/Grade	Raipur	Change	W-O-W	Durgapur	Change	W-O-W
Indian prices (in INR/MT)							
SWRY 14 LC Gr 3, Induction route	5.5 mm	43,200	0	+ 900	42,400	+ 100	+ 400
HB Wire, Induction route	12 Gauge	45,700	0	+ 700	44,900	+ 100	+ 400
GI Wire, Induction route	12 Gauge	49,700	0	+ 600	52,400	0	+ 300
Binding Wire, Induction route	20 Gauge	52,000	+ 200	+ 1,000	51,400	+ 100	+ 400
Barbed Wire, Induction route	12*12 Gauge	51,700	0	+ 600	55,400	+ 100	+ 400

Daily Assessment, Commercial Grade, Basic Price GST @ 18% extra

HRC (India)

Particular/Delivery	Size/Grade	Delivery	As On	Price	Change	1M	3M
Indian prices (in INR/MT)							
Delhi	2.5-8mm / CTL, IS2062, Gr E250 Br.	Ex-stockyard	20 Aug 18.03 IST	50,400	0	- 1,100	- 4,200
Faridabad	2.5-8mm / CTL, IS2062, Gr E250 Br.	Ex-stockyard	20 Aug 18.03 IST	50,200	0	- 1,300	- 3,650
	2.5-8mm / CTL, IS2062, Gr E350 Br.	Ex-stockyard	20 Aug 18.03 IST	53,200	0	- 1,300	- 3,650
Ludhiana	1.8mm / CTL, IS2062, Gr E250 Br.	Ex-stockyard	20 Aug 18.03 IST	51,700	0	- 1,300	- 3,650
	2.5-8mm / CTL, IS2062, Gr E250 Br.	Ex-stockyard	20 Aug 18.03 IST	51,000	0	- 1,800	- 3,250
Kolkata	2.5-8mm / CTL, IS2062, Gr E250 Br.	Ex-stockyard	20 Aug 18.03 IST	48,500	- 300	- 2,300	- 4,400
Ahmedabad	2.5-8mm / CTL, IS2062, Gr E250 Br.	Ex-stockyard	20 Aug 18.03 IST	51,400	- 100	- 1,400	- 3,300
Mumbai	2.5-8mm / CTL, IS2062, Gr E250 Br.	Ex-stockyard	20 Aug 18.03 IST	50,300	0	- 1,200	- 3,600
	2.5-8mm / CTL, IS2062, Gr E350 Br.	Ex-stockyard	20 Aug 18.03 IST	53,300	0	- 1,100	- 3,600
Bangalore	1.8mm / CTL, IS2062, Gr E250 Br.	Ex-stockyard	20 Aug 18.03 IST	51,800	0	- 1,200	- 3,550
	2.5-8mm / CTL, IS2062, Gr E250 Br.	Ex-stockyard	20 Aug 18.03 IST	52,700	- 100	- 1,650	- 3,800
Chennai	2.5-8mm / CTL, IS2062, Gr E250 Br.	Ex-stockyard	20 Aug 18.03 IST	50,500	0	- 2,250	- 5,400
	1.8mm / CTL, IS2062, Gr E250 Br.	Ex-stockyard	20 Aug 18.03 IST	52,300	0	- 2,000	- 5,100
Hyderabad	2.5-8mm / CTL, IS2062, Gr E250 Br.	Ex-stockyard	20 Aug 18.03 IST	50,900	- 100	- 1,350	- 2,300

Weekly Assessment, Commercial Grade, *Basic Price GST @ 18% extra.,

CRC (India)

Particular/Delivery	Size/Grade	Delivery	As On	Price	Change	1M	3M
Indian prices (in INR/MT)							
Delhi	0.90mm / CTL, IS 513, CR1	Ex-stockyard	20 Aug 18.13 IST	58,000	0	- 1,250	- 2,900
Faridabad	0.5mm / CTL, IS 513, CR1	Ex-stockyard	20 Aug 18.13 IST	59,200	0	- 1,300	- 2,500
	0.90mm / CTL, IS 513, CR1	Ex-stockyard	20 Aug 18.13 IST	57,700	0	- 1,300	- 2,500
Ludhiana	0.90mm / CTL, IS 513, CR1	Ex-stockyard	20 Aug 18.13 IST	58,000	0	- 1,500	- 2,550
Kolkata	0.90mm / CTL, IS 513, CR1	Ex-stockyard	20 Aug 18.13 IST	54,800	- 1,500	- 2,400	- 3,700
Ahmedabad	0.90mm / CTL, IS 513, CR1	Ex-stockyard	20 Aug 18.13 IST	58,000	- 300	- 1,800	- 3,150

Mumbai	0.5mm / CTL, IS 513, CR1	Ex-stockyard	20 Aug 18.13 IST	58,800	0	-1,650	-3,400
	0.90mm / CTL, IS 513, CR1	Ex-stockyard	20 Aug 18.13 IST	57,400	0	-1,750	-3,300
Bangalore	0.9mm / CTL, IS 513, CR1	Ex-stockyard	20 Aug 18.13 IST	60,500	0	-2,500	-2,850
Chennai	0.90mm / CTL, IS 513, CR1	Ex-stockyard	20 Aug 18.13 IST	61,500	0	-550	-1,900
	0.5mm / CTL, IS 513, CR1	Ex-stockyard	20 Aug 18.13 IST	63,000	0	-550	-1,900
Hyderabad	0.90mm / CTL, IS 513, CR1	Ex-stockyard	20 Aug 18.13 IST	59,600	+100	-1,650	-3,200

Weekly Assessment, Commercial Grade, *Basic Price GST @ 18% extra.,

HR Plate (India)

Particular/Delivery	Size/Grade	Delivery	As On	Price	Change	1M	3M
Indian prices (in INR/MT)							
Delhi	60-100mm, Gr E350 Br.	Ex-stockyard	21 Aug 18.32 IST	61,900	-300	-2,400	-4,600
	5-10mm, Gr E350 Br.	Ex-stockyard	21 Aug 18.32 IST	54,000	-500	-1,300	-4,200
	20-40mm, Gr E350 Br.	Ex-stockyard	21 Aug 18.32 IST	58,200	-500	-2,000	-3,900
	60-100mm, Gr E250 Br.	Ex-stockyard	21 Aug 18.32 IST	58,400	-300	-2,400	-4,400
	5-10mm, Gr E250 Br.	Ex-stockyard	21 Aug 18.32 IST	50,500	-500	-1,300	-4,100
	20-40mm, Gr E250 Br.	Ex-stockyard	21 Aug 18.32 IST	54,700	-500	-2,200	-3,700
Mumbai	60-100mm, Gr E350 Br.	Ex-stockyard	21 Aug 18.32 IST	61,800	-1,000	-2,400	-3,900
	5-10mm, Gr E350 Br.	Ex-stockyard	21 Aug 18.32 IST	54,000	-500	-2,300	-4,300
	20-40mm, Gr E350 Br.	Ex-stockyard	21 Aug 18.32 IST	58,000	-700	-2,100	-3,400
	60-100mm, Gr E250 Br.	Ex-stockyard	21 Aug 18.32 IST	58,300	-1,200	-2,500	-3,800
	5-10mm, Gr E250 Br.	Ex-stockyard	21 Aug 18.32 IST	50,500	-500	-2,200	-4,500
	20-40mm, Gr E250 Br.	Ex-stockyard	21 Aug 18.32 IST	54,500	-800	-2,300	-3,500

Weekly Assessment, Commercial Grade, Basic Price GST @ 18% extra

GP (India)

Indian prices (in INR/MT)							
Delhi	0.7mm / CTL, 120 GSM, IS277	Ex-stockyard	14 Aug 18.32 IST	60,600	-1,500	-3,600	-5,400
	0.6mm / CTL, 120 GSM, IS277	Ex-stockyard	14 Aug 18.32 IST	62,200	-1,300	-3,600	-5,300
Mumbai	0.8mm / CTL, 120 GSM, IS277	Ex-stockyard	14 Aug 18.32 IST	61,200	-1,200	-2,100	-3,700
	0.6mm / CTL, 120 GSM, IS277	Ex-stockyard	14 Aug 18.32 IST	62,700	-1,200	-2,100	-3,700
Chennai	0.8-1.6mm / CTL, 120gsm, IS277	Ex-stockyard	14 Aug 18.32 IST	63,800	-1,000	-3,500	-7,000
	0.6mm / CTL, 120 GSM, IS277	Ex-stockyard	14 Aug 18.32 IST	65,300	-1,000	-3,500	-7,000
Hyderabad	0.8mm / CTL, 120 GSM, IS277	Ex-stockyard	14 Aug 18.32 IST	65,000	-1,500	-1,900	-3,700
	0.6mm / CTL, 120 GSM, IS277	Ex-stockyard	14 Aug 18.32 IST	66,500	-1,500	-1,900	-3,700

PPGI (India)

Particular/Delivery	Size/Grade	Delivery	As On	Price	Change	1M	3M
Indian prices (in INR/MT)							
Delhi	0.5mm / CTL, 90 GSM, IS14246	Ex-stockyard	14 Aug 17.55 IST	70,500	-1,800	-3,100	-4,500
Mumbai	0.5mm / CTL, 90 GSM, IS14246	Ex-stockyard	14 Aug 17.55 IST	70,000	0	-2,600	-4,200

MS Pipes (India)

Indian prices (in INR/MT)							
Exy-Raipur	2.2-6mm, IS 1239,IS 1161 (HR Coil Based)	Ex-Yard	21 Aug 17.44 IST	55,000	0	-2,000	-4,500
Ex-Raipur	41-60 OD (Patra Based)	Ex-works	21 Aug 16.25 IST	42,500	0	-100	-5,500
Ex-Mandi Gobindgarh	41-60 OD (Patra Based)	Ex-works	21 Aug 16.25 IST	44,500	0	-1,500	-4,000
Exy-Delhi	2.2-6mm, IS 1239,IS 1161 (HR Coil Based)	Ex-Yard	21 Aug 17.44 IST	56,000	0	-1,500	-5,000
Exy-Raipur	2.2-6mm, IS 1239,IS 1161 (HR Coil Based)	Ex-Yard	21 Aug 17.44 IST	55,000	0	-2,000	-4,500
Exy-Mumbai	2.2-6mm, IS 1239,IS 1161 (HR Coil Based)	Ex-Yard	21 Aug 17.44 IST	55,000	0	-1,500	-5,500
Exy-Pune	2.2-6mm, IS 1239,IS 1161 (HR Coil Based)	Ex-Yard	21 Aug 17.44 IST	55,000	0	-1,500	-5,500
Exy-Bangalore	2.2-6mm, IS 1239,IS 1161 (HR Coil Based)	Ex-Yard	21 Aug 17.44 IST	55,500	0	-1,500	-4,000
Exy-Hyderabad	2.2-6mm, IS 1239,IS 1161 (HR Coil Based)	Ex-Yard	21 Aug 17.44 IST	55,500	0	-1,500	-4,000

Billet (Global)

Particular/Delivery	Size/Grade	Delivery	As On	Price	Change	1M	3M
Global prices (in USD/MT)							
FOB India	150*150, 3SP/4SP	-	20 Aug 18.22 IST	\$490	0	0	-10
FOB Iran	130*130, 3SP	-	20 Aug 18.22 IST	\$465	-7	-13	-13
FOB Russia	130*130, 3SP	-	20 Aug 18.22 IST	\$470	-10	-25	-28
CNF Nepal	100*100, IS 2831 (IF Grade)	-	20 Aug 18.21 IST	\$489	+4	-1	-65.5
CNF Philippines	150*150, 3SP	-	20 Aug 18.21 IST	\$465	-15	-25	-60
CNF Turkey	120*120	-	20 Aug 18.21 IST	\$485	-5	-27.5	-35

Weekly Assessment

Rebar (Global)

Particular/Delivery	Size/Grade	Delivery	As On	Price	Change	1M	3M
Global prices (in USD/MT)							
FOB Turkey	12-32mm, Commercial	-	16 Aug 11.34 IST	\$577	-1	-3	NA

Wire Rod (Global)

Particular/Delivery	Size/Grade	Delivery	As On	Price	Change	1M	3M
Global prices (in USD/MT)							
CNF Nepal	5.5-6.0mm, Commercial Grade	-	17 Aug 13.17 IST	\$530	0	-8	-62
	6-8 mm, ASTM A510 SAE 1008	-	17 Aug 13.17 IST	\$585	0	-5	-35

HRC (Global)

Particular/Delivery	Size/Grade	Delivery	As On	Price	Change	1M	3M
Global prices (in USD/MT)							
CNF Bangladesh	2mm, SAE 1006 (China origin)	-	20 Aug 18.22 IST	\$505	-25	-40	-80
CNF Dubai	2mm, SAE1006 (India origin), SAE1006	-	23 Apr 18.30 IST	\$595	0	NA	NA
CNF Europe	3-4mm, S235JR	-	20 Aug 18.22 IST	\$510	-25	-45	-85
	3mm+, S275	-	20 Aug 18.22 IST	\$620	-30	-30	NA
CNF India	2-12 mm, SS400 (China Origin)	-	20 Aug 18.22 IST	\$495	-25	-45	-80
	3mm, SS400 (South Korea Origin)	-	16 Jul 18.40 IST	\$570	-30	NA	-30
CNF Nepal	2mm, SAE1006 (India origin), SAE1006	-	20 Aug 18.22 IST	\$565	-15	-35	NA
CNF Pakistan	2mm, SS400 (China origin), SS400	-	20 Aug 18.22 IST	\$480	-25	-50	-85
	2mm, SS400 (Japan origin), SS400	-	28 May 18.42 IST	\$585	0	NA	0
CNF UAE	2mm, SAE1006 (China Origin)	-	20 Aug 18.22 IST	\$510	-17	-40	-73
	2 mm, SAE 1006 (Formosa, skin pass)	-	16 Aug 13.35 IST	\$534	-41	NA	NA
CNF Vietnam	2-20mm, SAE 1006 (India Origin)	-	09 Apr 18.25 IST	\$567	0	NA	NA
	2-3mm, SAE 1006 (China Origin)	-	20 Aug 18.22 IST	\$500	-10	-25	-65
	Thickness - 2-6 mm, Width - 1.1-1.3m	-	01 Aug 17.51 IST	\$530	-25	NA	NA
FOB Black Sea	3mm, SAE1006	-	20 Aug 18.32 IST	\$495	-20	-50	-67
FOB China	3-12mm, SS400	-	20 Aug 18.32 IST	\$455	-25	-45	-85
FOB India	2.5 mm, SAE1006	-	23 Apr 18.30 IST	\$560	0	NA	NA
FOB Japan	2mm, SS400	-	13 Aug 18.46 IST	\$530	-10	-10	-35
FOB South Korea	1.6-2.5mm, SAE 1006	-	13 Aug 18.46 IST	\$520	-30	NA	-50

CRC (Global)

Particular/Delivery	Size/Grade	Delivery	As On	Price	Change	1M	3M
Global prices (in USD/MT)							
FOB China	0.90mm, SPCC	-	21 Aug 18.38 IST	\$520	-15	-40	-90
FOB India	0.9 mm, IS 513 Gr.O	-	21 Aug 18.38 IST	\$665	-10	-10	NA
FOB Russia	0.90mm, SPCC	-	21 Aug 18.38 IST	\$590	-17	-47	-65

HR Plate (Global)

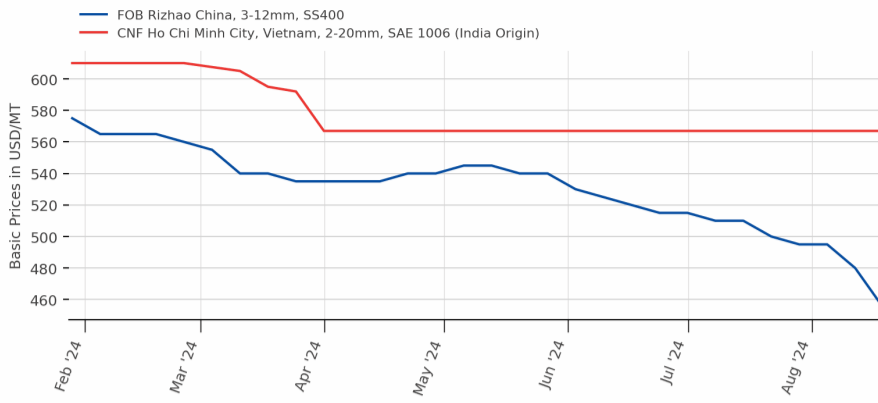
Particular/Delivery	Size/Grade	Delivery	As On	Price	Change	1M	3M
Global prices (in USD/MT)							
FOB China	5-10mm, SS 400	-	21 Aug 18.43 IST	\$480	-20	-45	-75

GP (Global)

Particular/Delivery	Size/Grade	Delivery	As On	Price	Change	1M	3M
Global prices (in USD/MT)							
FOB China	DX51D+z80, Width 1,000-1,500 mm, thickness 0.5-2mm	-	14 Aug 18.08 IST	\$590	-25	-35	-70
FOB India	Width 900-1250mm, thickness 0.50mm, DX51D+z80, BS EN 10142:2000	-	14 Aug 18.08 IST	\$745	0	-25	-35

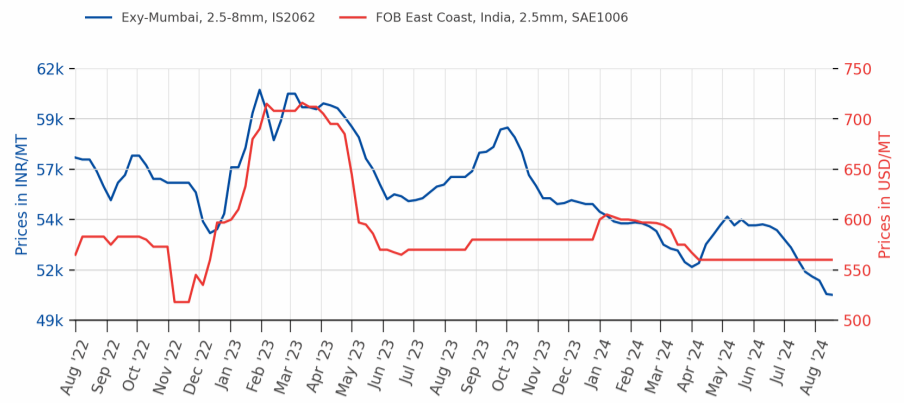
Note:- W-O-W: Week On Week, 1M: Change over last month, 3M: Change over last 3 months

HRC

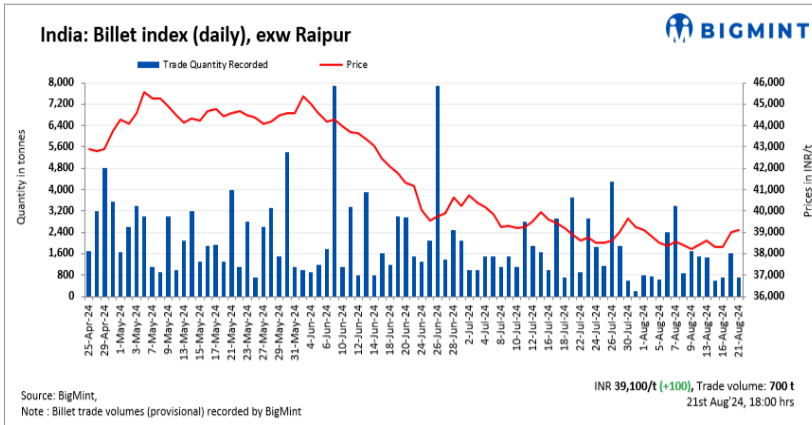


Source:BigMint

Prices of HRC Exy Mumbai/FOB India



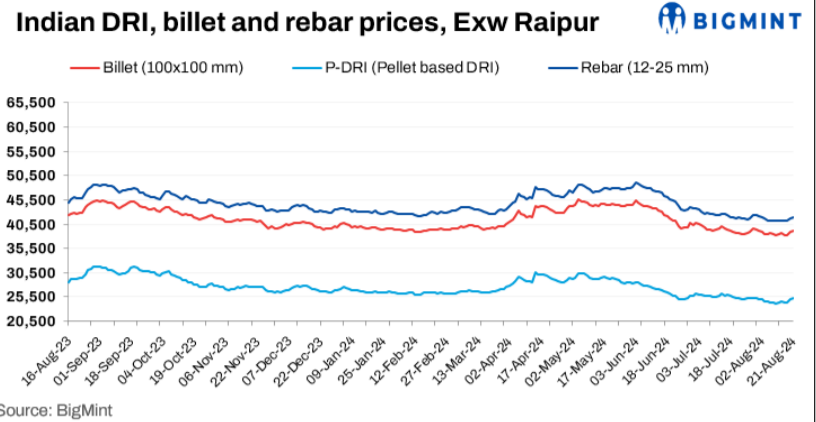
Source:BigMint



India: BigMint's billet index inches up by INR 100/t d-o-d - 21 Aug

2024-08-21

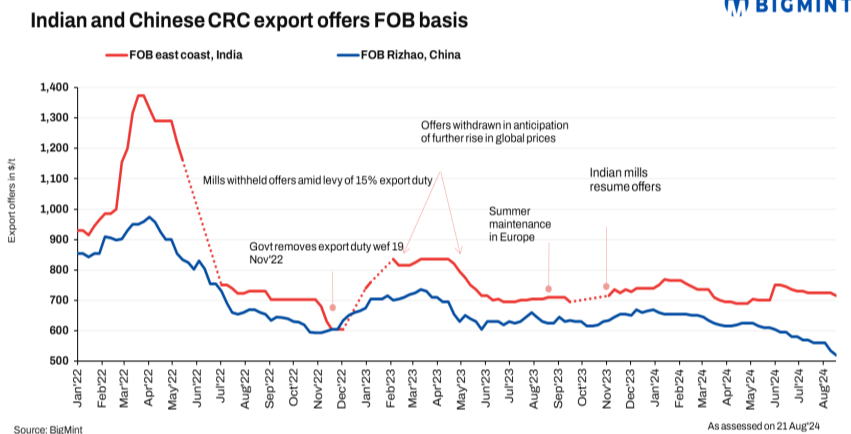
READ MORE



Indian DRI, billet and rebar update - 21 Aug

2024-08-21

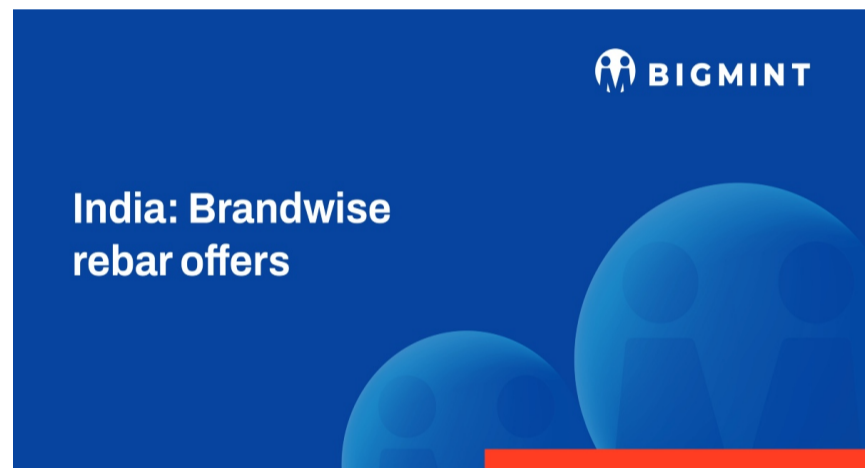
READ MORE



Indian CRC export offers to EU fall w-o-w amid sluggish market sentiments

2024-08-21

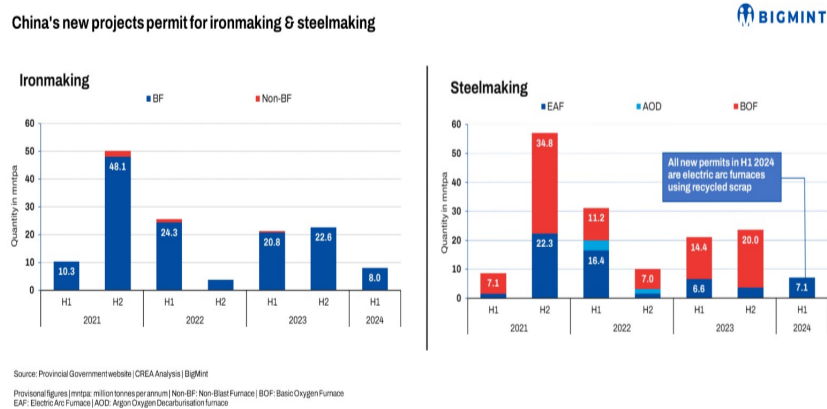
READ MORE



India's Brand-wise Rebar Offers from BF and IF route mills -21 Aug

2024-08-21

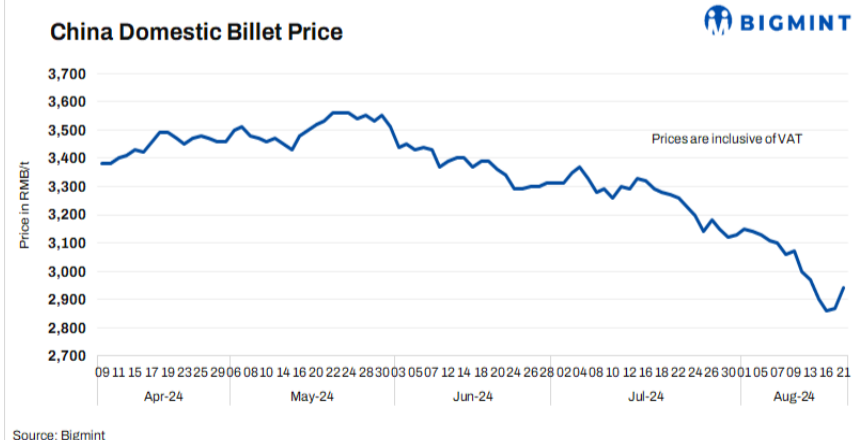
READ MORE



China: No fresh coal-based steel projects approved in H1. Turning point in decarb drive?

2024-08-21

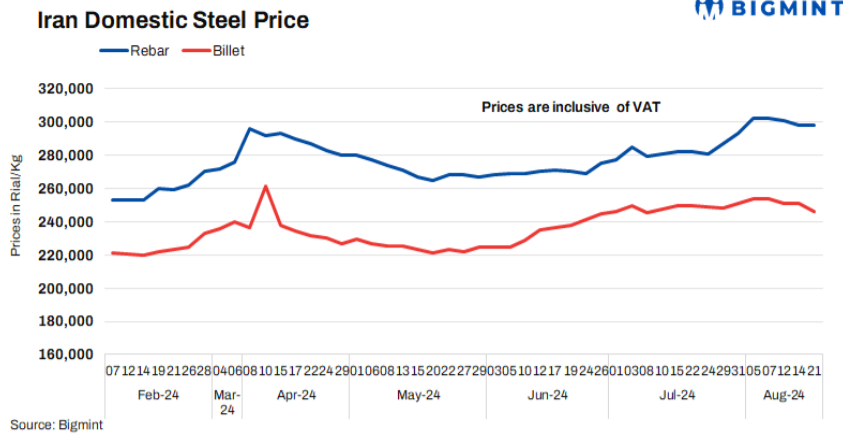
READ MORE



China: Steel billet prices rise by RMB 70/t (\$10/t) d-o-d

2024-08-21

READ MORE



Iran: Domestic billet prices fall, rebar stable amid weak demand

2024-08-21

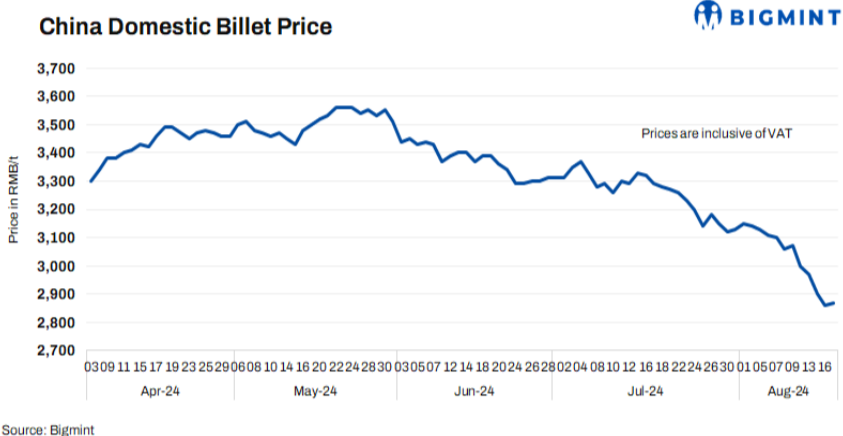
[READ MORE](#)



Larsen & Toubro bags order for infra development in Maharashtra

2024-08-21

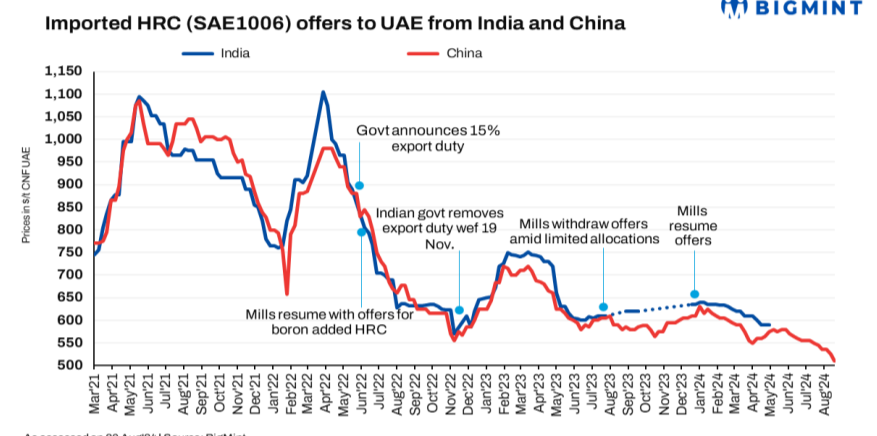
[READ MORE](#)



China: Steel billet prices inch up by RMB 10/t (\$1/t) amid rise in rebar futures

2024-08-20

[READ MORE](#)



Middle East: Imported HRC prices decline w-o-w

2024-08-20

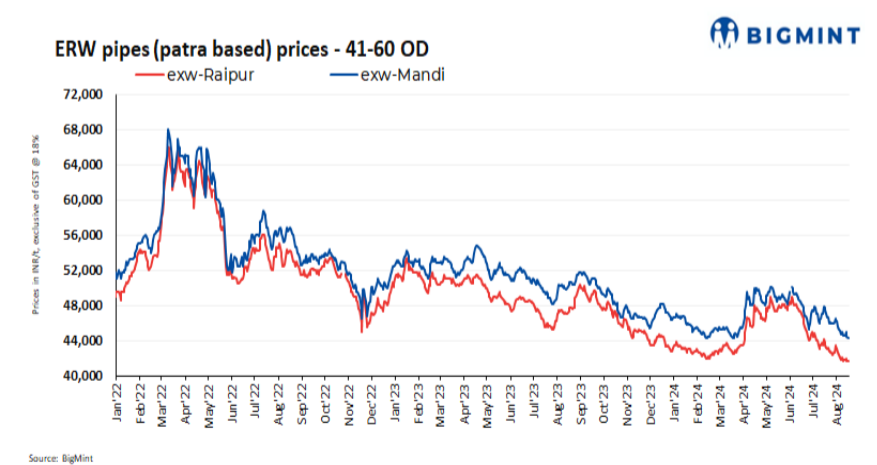
[READ MORE](#)



India: RINL floats 50,000 t ocean sale bloom and billet export tenders

2024-08-20

[READ MORE](#)



India: ERW patra pipe prices inch down w-o-w in Punjab

2024-08-17

[READ MORE](#)

Ferro Alloy

Manganese Ore (India)

Particular/Delivery	Size/Grade	Delivery	As On	Price	Change	1M	3M
Indian prices (in INR/MT)							
MOIL	6-80 mm, Lumps, Mn 46%	Ex-Mines	01 Aug 13.27 IST	28,175	-3,131	-3,131	NA
	Lumps, Lumps, Mn 44%, Fe 7%	Ex-Mines	01 Aug 13.27 IST	26,951	-2,995	-2,995	NA
	Lumps, Mn 37%, Fe 7.5%	Ex-Mines	01 Aug 13.27 IST	15,146	-5,601	-5,601	NA
	6-80 mm, Lumps, Mn 30%	Ex-Mines	01 Aug 13.27 IST	7,437	-2,751	-2,751	NA

Weekly Assessment, Prices Ex-Mines Basis Including Royalty

Chrome Ore (India)

Particular/Delivery	Size/Grade	Delivery	As On	Price	Change	1M	3M
Indian prices (in INR/MT)							
Ex-Jajpur (OMC-eAuction)	Friable 54%+	Ex-Mines	21 Aug 18.29 IST	38,085	-202	NA	NA
	Friable 52-54%	Ex-Mines	21 Aug 18.29 IST	34,119	+1,935	NA	NA
	Friable 50-52%	Ex-Mines	21 Aug 18.29 IST	24,252	-521	NA	NA
	Lumps, Friable 48-50%	Ex-Mines	21 Aug 18.29 IST	23,721	-424	NA	NA

OMC E-Auction Prices Including Royalty

Silico Manganese (India)

Particular/Delivery	Size/Grade	Delivery	As On	Price	Change	1M	3M
Indian prices (in INR/MT)							
Ex-Durgapur	10-150 mm, LC (Mn 55% min.)	Ex-Works	22 Aug 10.02 IST	84,300	-700	-700	-22,700
	10-150 mm, MC (Mn 53% min.)	Ex-Works	22 Aug 10.02 IST	79,400	-600	-350	-20,900
	10-50 MM, HC 60-14	Ex-Works	21 Aug 18.48 IST	68,500	0	-280	-15,020
	25-150 mm, HC 60-14	Ex-Works	21 Aug 18.48 IST	68,000	0	-280	-15,020
Ex-Raipur	25-150 mm, HC 60-14	Ex-Works	21 Aug 18.48 IST	68,600	0	-280	-15,300
Ex-Vizag	25-150 mm, HC 60-14	Ex-Works	21 Aug 18.48 IST	68,200	0	-40	-15,300

Weekly Assessment; All Prices are basic; GST @ 18% extra

Ferro Manganese (India)

Particular/Delivery	Size/Grade	Delivery	As On	Price	Change	1M	3M
Indian prices (in INR/MT)							
Ex-Durgapur	25-150 mm, HC 70%	Ex-Works	21 Aug 18.41 IST	74,500	0	-1,800	-16,400
	10-150 mm, MC (Mn 70% min)	Ex-Works	22 Aug 10.03 IST	103,000	-2,000	-6,750	-20,300
Ex-Raipur	25-150 mm, HC 70%	Ex-Works	21 Aug 18.41 IST	74,800	0	-1,900	-15,800

Weekly Assessment; All Prices are basic; GST @ 18% extra

Ferro Chrome (India)

Particular/Delivery	Size/Grade	Delivery	As On	Price	Change	1M	3M
Indian prices (in INR/MT)							
Ex-Durgapur	10-60 mm, LC 60%	Ex-Works	22 Aug 10.44 IST	219,000	0	-5,200	-12,600
Ex-Jajpur	10-150mm, HC 60%, Si - 2%	Ex-Works	22 Aug 10.44 IST	109,000	+100	-5,000	-4,600
	10-150mm, HC 60%, Si- 4%	Ex-Works	21 Aug 10.19 IST	103,100	0	-4,450	-2,800

Weekly Assessment; All Prices are basic; GST @ 18% extra

Ferro Silicon (India)

Particular/Delivery	Size/Grade	Delivery	As On	Price	Change	1M	3M
Indian prices (in INR/MT)							
Ex-Guwahati	25-150 mm, FeSi 70%	Ex-Works	20 Aug 18.44 IST	88,000	-400	-4,000	-11,150
Ex-Bhutan	25-150 mm, FeSi 70%	Ex-Works	20 Aug 18.44 IST	88,500	-600	-4,200	-9,750

Weekly Assessment; All Prices are basic; GST @ 18% extra

Manganese Ore (Global)

Particular/Delivery	Size/Grade	Delivery	As On	Price	Change	1M	3M
Global prices (in USD/MT)							
CNF China	Lumps, Mn 37% (USD/dmtu)	-	17 Aug 10.42 IST	\$3.87 /dmtu	-0.28	-0.93	-2.43
	Lumps, Mn 44% (USD/dmtu)	-	17 Aug 10.42 IST	\$6.02 /dmtu	-2.93	-2.98	-0.98

CNF India	Lumps, Mn 37%, (South African origin) (USD/dmtu)	-	17 Aug 10.42 IST	\$4 /dmtu	-0.3	-0.9	-2.45
	Lumps, Mn 44% (USD/dmtu)	-	17 Aug 10.42 IST	\$6.15 /dmtu	-2.95	-3.05	-1
	Lumps, Mn 46%, (USD/dmtu)	-	17 Aug 10.42 IST	\$6.6 /dmtu	-3.1	-3.1	-1

Weekly Assessment

Chrome Ore (Global)

Global prices (in USD/MT)							
CNF China	Conc 40-42%, S. Africa	-	20 Aug 17.32 IST	\$315	+5	-5	0
	Conc 46-48%, Turkish	-	20 Aug 17.32 IST	\$420	-5	-15	+10

Weekly Assessment

Silico Manganese (Global)

Global prices (in USD/MT)							
FOB India	25-150 mm, HC 60-14	-	21 Aug 18.45 IST	\$825	0	-16.2	-249.4
	25-150 mm, HC 65-16	-	21 Aug 18.45 IST	\$960	-1	-14	-233

Weekly Assessment

Ferro Manganese (Global)

Global prices (in USD/MT)							
FOB India	25-150 mm, HC 70%	-	21 Aug 18.44 IST	\$915	0	-40.6	-189
	25-150 mm, HC 75%	-	21 Aug 18.44 IST	\$997	0	-25.2	-208

Weekly Assessment

Ferro Chrome (Global)

Global prices (in USD/MT)							
CNF China	10-150mm, HC 60% (cents/lb)	-	21 Aug 10.10 IST	¢95.5 /lb	0	-2.5	-4
CNF Japan	10-50mm, HC 60% (cents/lb)	-	21 Aug 10.10 IST	¢100 /lb	0	-2.5	-8
CNF South Korea	10-50mm, HC 60% (cents/lb)	-	21 Aug 10.10 IST	¢99 /lb	0	-2	-3

Weekly Assessment

Ferro Silicon (Global)

Global prices (in USD/MT)							
FOB China	10-50 mm, FeSi 75%	-	20 Aug 18.45 IST	\$1,325	+10	+25	+75
FOB India	10-50 mm, FeSi 70%	-	20 Aug 18.45 IST	\$1,130	0	-70	-160

Weekly Assessment

China: Ferro chrome (HC 60%) prices

— Ex-Inner Mongolia

Source: BigMint

Chinese ferro chrome prices remain largely stable amid weak demand

2024-08-21

[READ MORE](#)

Ferro molybdenum trades vs index

■ Trade — Monthly average prices exw-Nagpur

Source: BigMint | Note: Trade volumes recorded by BigMint

India: Ferro molybdenum prices range-bound amid stable market conditions

2024-08-21

[READ MORE](#)

Non Ferrous

Aluminium (India)

Particular/Delivery	Size/Grade	Delivery	As On	Price	Change	1M	3M
Indian prices (in INR/MT)							
Aluminium Ingot P1020, Exy-Delhi	Ingot EC Grade 99.70%	Ex-Yard	21 Aug 16.56 IST	237,000	+ 9,000	+ 8,000	- 26,000
Aluminium Ingot ADC12, Exw-Delhi NCR	Automobile OEM Approved	Exw-Delhi NCR	07 Aug 17.22 IST	219,000	- 2,000	- 2,000	+ 500
	Non-OEM	Ex-Works	21 Aug 17.27 IST	208,000	+ 1,000	- 2,000	- 8,000
Aluminium Extrusion Scrap, Exy-Delhi	6063 & 6061 (Mix)	Ex-Yard	21 Aug 17.08 IST	190,000	- 1,000	- 1,000	- 6,000
Aluminium Taint Tabor Scrap, Exy-Delhi	Loose	Ex-Yard	21 Aug 17.08 IST	180,000	0	+ 1,000	- 12,000
Aluminium Utensil Scrap, Exy-Delhi	Loose	Ex-Yard	21 Aug 17.08 IST	180,000	- 1,000	- 1,000	- 9,000
Aluminium Tense Scrap, Exy-Delhi	Solid (Loose)	Ex-Yard	21 Aug 17.08 IST	176,000	+ 1,000	0	- 12,000
Aluminium Ingot P1020, Exy-Mumbai	Ingot EC Grade 99.70%	Ex-Yard	21 Aug 17.08 IST	230,000	0	+ 11,000	- 24,000
Aluminium Extrusion Scrap, Exy-Mumbai	6063 (Loose)	Ex-Yard	21 Aug 17.08 IST	202,000	+ 1,000	+ 7,000	0
Aluminium Utensil Scrap, Exy-Mumbai	Utensil (Loose)	DAP	21 Aug 17.08 IST	188,000	0	+ 1,000	+ 1,000
Aluminium Ingot ADC12, Exw-Chennai	Automobile OEM Approved	Exw-Chennai	07 Aug 17.22 IST	218,000	- 1,000	- 1,000	NA
	Non-OEM	Ex-Works	21 Aug 17.27 IST	210,000	+ 1,000	- 2,000	NA
Aluminium Tense Scrap, Exy-Chennai	Solid (Loose)	Ex-Yard	21 Aug 17.08 IST	177,000	+ 1,000	- 1,000	NA

Aluminium (Global)

Particular/Delivery	Size/Grade	Delivery	As On	Price	Change	1M	3M
Global prices (in USD/MT)							
Aluminium Extrusion Scrap, CFR Nhava Sheva, Middle East	6063 (Briquetted)	-	20 Aug 17.05 IST	\$2,300	+ 30	- 60	- 260
Aluminium Taint Tabor Scrap, CFR Nhava Sheva, Middle East	Briquetted, Clean	-	20 Aug 17.05 IST	\$2,090	+ 40	0	- 140
Aluminium Taint Tabor, CFR Nahva Sheva, UK	Cut and sheared 9-10% attachment	-	20 Aug 17.05 IST	\$1,760	+ 30	- 40	- 150
Aluminium Taint Tabor, CFR Nahva Sheva, US	HRB, Attachment 3%	-	20 Aug 17.05 IST	\$1,910	+ 40	- 20	- 130
Aluminium Talk Scrap, CFR Nhava Sheva, Middle East	Solid (Clean)	-	20 Aug 17.05 IST	\$4,600	+ 130	- 40	- 670
Aluminium Talk, CFR Nahva Sheva, US	Solid (Clean)	-	20 Aug 17.05 IST	\$4,900	+ 210	+ 80	- 640
Aluminium Tense Scrap, CFR Nhava Sheva, Middle East	Attachments 8-9%, Mix	-	20 Aug 17.05 IST	\$1,780	+ 50	- 10	- 150
Aluminium Tense, CFR Nahva Sheva, US	Attachments 6-7%	-	20 Aug 17.05 IST	\$1,850	+ 70	- 25	- 120
Aluminium Wheel Scrap, CFR Nahva Sheva, UK	Solid (Loose)	-	20 Aug 17.05 IST	\$2,300	+ 70	+ 40	- 190
Aluminium Zorba 95-5, CFR Nhava Sheva, UK	20 mm, Solid (Shredded)	-	20 Aug 17.05 IST	\$2,000	+ 50	0	- 150
Silicon Metal, CFR Mundra, China	Grade 553 Si- 98.5%	-	20 Aug 17.05 IST	\$1,740	0	- 100	- 260

Copper (India)

Particular/Delivery	Size/Grade	Delivery	As On	Price	Change	1M	3M
Indian prices (in INR/MT)							

Copper Secondary CC Wire Rods, Exw-Delhi	8 mm, Cu 99% min	Ex-works	21 Aug 17.12 IST	788,000	0	-5,400	-93,600
Copper Primary CC Wire Rods, Exw-Delhi	8 mm, Cu 99.99%	Ex-works	21 Aug 17.12 IST	820,000	0	0	-100,000
Copper Armature Scrap, Exy-Delhi	Cu 99%	Ex-Yard	21 Aug 17.12 IST	739,000	0	-6,800	-88,000
Copper Primary CC Wire Rods (CCR), Exy-Mumbai	8 mm, Cu 99.99%	Ex-Yard	21 Aug 17.12 IST	829,000	0	+9,200	-91,800
Copper Armature Scrap, Exy-Mumbai	Cu - 98%	DAP	21 Aug 17.12 IST	775,000	0	-2,600	-73,200
Brass Honey Scrap, Exy-Mumbai	Cu 63% Zn 33%	DAP	21 Aug 17.12 IST	510,000	0	+2,000	-42,800

Zinc (India)

Particular/Delivery	Size/Grade	Delivery	As On	Price	Change	1M	3M
Indian prices (in INR/MT)							
Zinc Special High Grade Ingot, Exw-Delhi	Ingot, Zn 99.99%	Ex-works	21 Aug 17.20 IST	272,000	+2,000	+6,900	-10,000
Zinc Special High Grade Ingot, Exy-Mumbai	Ingot, Zn 99.995%	Ex-Yard	21 Aug 17.20 IST	272,000	+3,000	+9,400	-5,400

Lead (India)

Particular/Delivery	Size/Grade	Delivery	As On	Price	Change	1M	3M
Indian prices (in INR/MT)							
Lead Remelted Ingot, Exw-Delhi	Ingot, Pb 99%	Ex-works	21 Aug 17.24 IST	185,000	0	-3,400	-5,200
Lead Primary Ingot, Exw-Delhi	Ingot, Pb 99.99%	Ex-works	21 Aug 17.24 IST	204,000	0	-3,600	-5,600
Lead Primary Ingot, Exy-Mumbai	Ingot, Pb 99.99%	Ex-Yard	21 Aug 17.24 IST	190,000	-2,000	-2,800	-6,000

India: Aluminium ADC12 Ingot Prices

Particular/Delivery/Region	Price \$/t	W-O-W Change
Tense Scrap, CFR Nhava Sheva, USA	1,850	70
Taint tabor Scrap, CFR Nhava Sheva, UK	1,760	30
Zorba (95-5) Scrap, CFR Nhava Sheva, UK	2,000	50
Wheel Scrap, CFR Nhava Sheva, UK	2,300	70
Silicon Metal (553), CFR Mundra, China	1,740	0

Source: BigMint

India: ADC12 aluminium alloy ingot prices edge up following LME surge

2024-08-21

[READ MORE](#)

Non-ferrous updates: 21-08-2024

Commodity	LME 3M (\$/t)	%Change	LME Stocks (t)	%Change	MCX (INR/t)	%Change	SHFE (RMB/t)	%Change
Aluminium	2,502	+2.33%	8,81,450	-0.44%	2,27,000	+0.20%	19,630	+0.98%
Nickel	17,035	+2.21%	1,14,066	-0.34%	13,63,000	-0.87%	1,29,910	+0.82%
Copper	9,204	-0.52%	3,20,050	+3.89%	8,02,000	+0.29%	73,930	+0.41%
Zinc	2,805	+0.65%	2,58,800	-0.46%	2,66,000	+0.83%	23,275	-0.02%
Lead	2,053	+0.69%	1,91,100	-1.41%	1,89,000	+0.24%	17,550	-0.62%

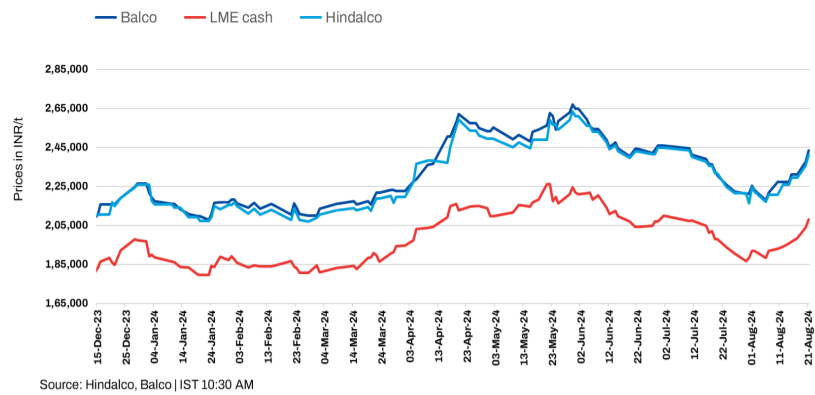
% Change d-o-d basis | Source: LME, MCX, SHFE

LME base metal prices show positive trends, copper stocks up by 4%

2024-08-21

[READ MORE](#)

India: Domestic aluminium ingot P1020 vs LME price trend



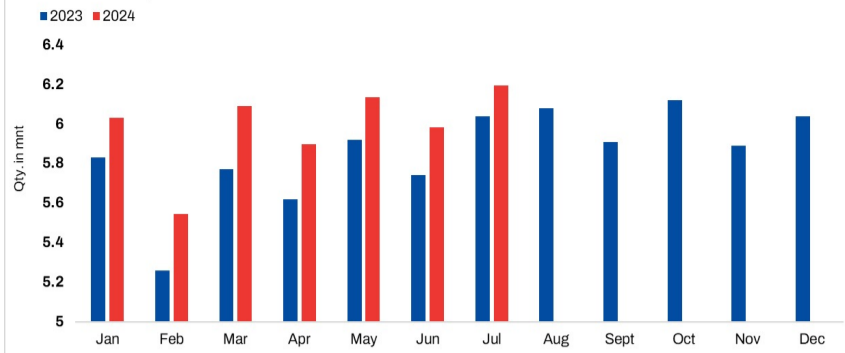
Source: Hindalco, Balco | IST 10:30 AM

India: Hindalco, Balco raise aluminium ingot prices by up to INR 5,750/t (\$69/t)

2024-08-21 12:01:34

[READ MORE](#)

World Primary Aluminium Production



Source: IAI

Global aluminium production rises over 3% m-o-m in Jul'24: IAI

2024-08-21 11:26:01

[READ MORE](#)

India: BigMint's billet index inches up by INR 100/t d-o-d - 21 Aug

21 Aug 2024

BigMint's billet index inched up by INR 100/tonne (t), reaching INR 39,100/t ex-works Raipur on 21 August 2024.

Despite this minor increase, overall market sentiment remained slow. Participants were cautious about booking materials at higher prices due to weak sales in the finished steel segment, leading to subdued buying activity in the semi-finished steel market.

In Raipur, rebar prices increased by INR 300/t, with 700 t traded. Wire rod prices remained stable, with 500 t of deals recorded. Sponge iron prices in Raipur saw a modest rise of INR 200/t today.

The conversion spread from sponge iron (PDRI) to billets for standalone furnaces in the region was recorded at INR 13,850/t.

Rationale -

This index has been derived based on transactions, offers, bids and indicative price data sets. Transactions are considered as T1 and given a weightage of 50% whereas other data sets are considered as T2 and given a weightage of the balance 50%.

- **Transactions (T1)** - Three trades at INR

- 39,100-39,200/t were recorded between 2:30 pm and 5:30 pm during the BigMint trading window and was considered for the final price calculation as T1 input. The average price of these transactions was INR 39,142/t, which was assigned a 50% weightage in the final price calculation.

- **Other price indicators - bids/offers/indicative (T2)** - Nine offers were reported during the trading window and considered as T2 inputs. The average price of these nine offers was INR 39,064/t, which was assigned a 50% weightage in the final price calculation.

The final price of billets exw-Raipur was at INR 39,103/t, rounded off to INR 39,100/t exw.

From BigMint Team - While it would be our earnest endeavour, at BigMint, to bring about transparent and unbiased price index reporting, we would request all our readers and subscribers for their feedback and if they could participate in the reporting of more transactions.

For detailed methodology - [click here](#)

India Domestic Raipur Billet Trade Updates - 21 Aug'24							BIGMINT	
Participant	Industry Type	Trade Type	*Price (INR/t)	Delivery	Time of Deal/Call	Data Set	Outlier	
P1	Trader	Offer	39,050	EXW	11:34	T2	Yes	
P2	Seller	Indicative	39,200	FOR	11:37	T2	Yes	
P3	Seller	Offer	39,200	FOR	12:56	T2	Yes	
P4	Trader	Indicative	39,100	EXW	13:01	T2	Yes	
P5	Seller	Offer	39,100	EXW	13:09	T2	Yes	
P6	Trader	Offer	39,100	EXW	13:13	T2	Yes	
P7	Trader	Offer	39,150	FOR	13:17	T2	Yes	
P8	Seller	Offer	39,150	EXW	13:23	T2	Yes	
P9	Trader	Indicative	39,100	EXW	15:21	T2	No	
P10	Trader	Offer	39,100	EXW	15:25	T2	No	
P11	Buyer	Indicative	39,000	EXW	16:23	T2	No	
P12	Trader	Offer	39,100	FOR	16:35	T2	No	
P13	Seller	Offer	39,400	EXW	16:54	T2	Yes	
P14	Trader	Offer	39,200	EXW	17:02	T2	Yes	
P15	Trader	Trade	39,100	EXW	17:14	T1	No	
P16	Trader	Trade	39,200	EXW	17:14	T1	No	
P17	Trader	Offer	39,000	EXW	17:21	T2	No	
P18	Trader	Offer	39,000	EXW	17:22	T2	No	
P19	Buyer	Offer	39,150	EXW	17:24	T2	No	
P20	Trader	Trade	39,150	FOR	17:27	T1	No	

T1 - Trade, T2 - Offer/Bid/Indicative, *Normalized price as per methodology

India Domestic Billet Price Index EXW Raipur

- Credible & Transparent Prices
- Robust Methodology & Rationale
- IOSCO Compliance
- Independent View of the Market
- Enabling Informed Conversations & Negotiations

Global Prices

Global Prices - Region Wise


























Commodity	Particular	Grade/Size	Price	Change	W-O-W	1M	3M
China							
<i>Export</i>							
Billet	FOB China	125*125, BF Grade	NA	NA	NA	NA	NA
TMT (Re-Bar)	FOB China	Commerical	NA	NA	NA	NA	NA
Wire Rod	FOB China	5.5mm	NA	NA	NA	NA	NA
HRC	FOB China	2.5mm	\$455	-25	-25	-45	-85
CRC	FOB China	0.90 mm	\$520	-15	-15	-40	-90
<i>Import</i>							
Iron Ore	CNF China	Lumps Fe 64/63%, South Africa	\$96	+2	-3	-6	-23
Iron Ore	CNF China	Fines Fe 62%, Australia	\$98	+3	0	-3	-21
Pellets	CNF China	6-20mm, BF Grade	\$116	-3	-3	-4	-17
Coking Coal	CNF China	Premium HCC, Australia	NA	NA	NA	NA	NA
Mill Scale	CNF China	70/68%	NA	NA	NA	NA	NA
FeCr	CNF China	HC 60%	ϕ95.5/lb	0	0	-2.5	-4
Mn Ore	CNF China	Mn 46% Lumps, Australia	NA	NA	NA	NA	NA
Mn Ore	CNF China	Mn 38%, South Africa	NA	NA	NA	NA	NA
CIS Nations							
<i>Export</i>							
Billet	FOB Black Sea	125*125, BF Grade	\$470	-10	-10	-25	-28
Slabs	FOB Black Sea	Commercial	NA	NA	NA	NA	NA
Pig Iron	FOB Black Sea	Steel Grade	\$392	0	0	-18	-20
TMT (Re-Bar)	FOB Black Sea	Commercial	NA	NA	NA	NA	NA
HRC	FOB Black Sea	2.5mm	\$495	-20	-20	-50	-67
CRC	FOB Black Sea	0.90mm	\$590	-17	-17	-47	-65
Japan/Korea							
<i>Export</i>							
HRC	FOB Korea	2.5mm	\$520	-30	0	NA	-50
<i>Import</i>							
FeCr	CNF Japan	HC 60%	ϕ100/lb	0	0	-2.5	-8






























Note:- W-O-W: Week On Week, 1M: Change over last month, 3M: Change over last 3 months, All prices are weekly assessment, Iron Ore are daily assessment

Commodity	Particular	Grade/Size	Price	Change	W-O-W	1M	3M
India							
<i>Export</i>							
Iron Ore	FOB India	Fines, Fe 58/57%	\$50	-4	-4	-6.5	-16.5
Billet	FOB India	150*150mm	\$490	0	0	0	-10
Pig Iron	FOB India	Steel Grade	NA	NA	NA	NA	NA
HRC	FOB India	2.5mm	\$560	0	NA	NA	NA
CRC	FOB India	0.9mm	\$665	-10	-10	-10	NA
SiMn	FOB India	60/14%	\$825	0	-2.25	-16.2	-249.4
FeMn	FOB India	HC 75%	\$997	0	-5	-25.2	-208
FeSi	FOB Bhutan	70-75%	\$1,130	0	0	-70	-160
<i>Import</i>							
Iron Ore	CNF India	Lumps Fe 64%, South Africa	NA	NA	NA	NA	NA
Scrap	CNF India	HMS 1&2 ,Middle East	NA	NA	NA	NA	NA
Scrap	CNF India	Shredded, Europe	\$398	-4	-9.5	-16	-18.2
Coking Coal	CNF India	Premium HCC, Australia	\$218	-2	-5	-24	-39.25
Non-Coking Coal	CNF India	RB2 5500 NAR, South Africa	NA	NA	NA	NA	NA
Met Coke	CNF India	62%, China	NA	NA	NA	NA	NA
Pellets	CNF India	6-20mm, BF Grade	NA	NA	NA	NA	NA
Wire Rod	CNF India	5.5mm, China	NA	NA	NA	NA	NA
HRC	CNF India	2.5mm, China	\$495	-25	-25	-45	-80
HRC	CNF India	2.5mm, Korea	\$570	-30	NA	NA	-30
CRC	CNF India	0.90mm, China	\$540	-15	-15	-40	-90
HR Plate	CNF India	A 36	NA	NA	NA	NA	NA
Mn Ore	CNF India	Mn 38%, South Africa	NA	NA	NA	NA	NA
Europe & US							
<i>Export</i>							
Pig Iron	FOB Brazil	Steel Grade	\$442	0	0	-3	-8
<i>Import</i>							
Scrap	CFR Turkey	HMS (80:20), US	\$363	-7	-11.25	-26.4	-15.6
HRC	CIF Europe	2.5mm	NA	NA	NA	NA	NA
Middle East & Africa							
<i>Export</i>							
Iron Ore	FoB South Africa	Lumps, Fe 64/63%	NA	NA	NA	NA	NA
Non Coking Coal	FoB South Africa	RB2 5500 NAR	NA	NA	NA	NA	NA
<i>Import</i>							
Billet	CNF Dubai	125*125, China	NA	NA	NA	NA	NA
HRC	CNF Dubai	2.5mm, China	\$510	-17	-17	-40	-73

Note:- W-O-W: Week On Week, 1M: Change over last month, 3M: Change over last 3 months, All prices are weekly assessment, Iron Ore are daily assessment

LIVE TENDERS

COMPANY	TYPE	GRADE	QUANTITY	EXPIRY DATE	LOCATION	VIEW
Bauxite						
OMC	Sell	Gibbsitic Bauxite	300,000 MT	22 Aug, 2024	 Bhubaneswar, Odisha, India	VIEW
SAIL	Buy	Bauxite AL2O3- 70% MIN, 10-40MM	3,000 MT	23 Aug, 2024	 Bhilai, Chattisgarh, India	VIEW
Billet/Ingot/Slab						
RINL	Sell	Billet 90X90 C20MMn Gr.A	20,000 MT	27 Aug, 2024	 Visakhapatnam, Andhra Pradesh, India	VIEW
RINL	Sell	Bloom 150X150 3 SP / 4 SP	30,000 MT	23 Aug, 2024	 Visakhapatnam, Andhra Pradesh, India	VIEW
Ferro Chrome						
SAIL	Buy	Low Carbon-Ferro Chrome	128 MT	30 Aug, 2024	 Rourkela, Odisha, India	VIEW
Ferro Manganese						
NMDC	Buy	Ferro Manganese-High Carbon	6,626 MT	22 Aug, 2024	 Jagdalpur, Chattisgarh, India	VIEW
Ferro Silicon						
Arcelor Mittal	Buy	Ferro Silicon	250 MT	24 Aug, 2024	 Hazira, Gujarat, India	VIEW
Fines/Lumps						
KIOCL	Buy	Fe:63.50% Iron Ore Fines	200,000 MT	03 Sep, 2024	 Bangalore, Karnataka, India	VIEW
Director of Mines & Geology	Services	Iron Ore Blocks	3 Nos	04 Oct, 2024	 Goa, Goa, India	VIEW
Vedanta Limited	Sell	Iron Ore Lumps	16,000 MT	22 Aug, 2024	 Chitradurga, Karnataka, India	VIEW
RPCL	Sell	Iron Ore Fines	8,000 MT	22 Aug, 2024	 Bellary, Karnataka, India	VIEW
Karnataka State Minerals Corporation Limited	Sell	Iron Ore Fines & Lumps	188,000 MT	28 Aug, 2024	 Bellary, Karnataka, India	VIEW
Karnataka State Minerals Corporation Limited	Sell	Iron Ore Fines & Lumps	264,202 MT	27 Aug, 2024	 Bellary, Karnataka, India	VIEW
SAIL	Sell	Fe:59.50% Iron Ore Fines	30,400 MT	24 Aug, 2024	 Sundargarh, Odisha, India	VIEW
SAIL	Sell	Iron Ore Dump Fines Fe:58.40%	20,000 MT	27 Aug, 2024	 Keonjhar, Odisha, India	VIEW
Melting Scrap						
NALCO	Sell	Melting Scrap	300 MT	23 Aug, 2024	 Koraput, Odisha, India	VIEW
SAIL	Sell	TMT Bar	630 MT	22 Aug, 2024	 Bhilai, Chattisgarh, India	VIEW
NMDC	Sell	Melting Scrap	1,258 MT	28 Aug, 2024	 Jagdalpur, Chattisgarh, India	VIEW
RIL	Sell	Melting Scrap	769 MT	29 Aug, 2024	 Kakinada, Andhra Pradesh, India	VIEW
Madhya Pradesh Power Transmission Co Ltd	Sell	Melting Scrap	725 MT	29 Aug, 2024	 Sehore, Madhya Pradesh, India	VIEW
Madhya Pradesh Power Transmission Co Ltd	Sell	Melting Scrap	288 MT	28 Aug, 2024	 Indore, Madhya Pradesh, India	VIEW
MSTC	Sell	Melting Scrap	485 MT	28 Aug, 2024	 Sri Ganganagar, Rajasthan, India	VIEW
KALPATARUPROJECTSINTERNATIONALLIMITED	Sell	Melting Scrap	535 MT	30 Aug, 2024	 Raipur, Chattisgarh, India	VIEW
KALPATARUPROJECTSINTERNATIONALLIMITED	Sell	Melting Scrap	803 MT	30 Aug, 2024	 Raipur, Chattisgarh, India	VIEW
Welspun Corp Limited	Sell	Melting Scrap	300 MT	22 Aug, 2024	 Anjar, Gujarat, India	VIEW

COMPANY	TYPE	GRADE	QUANTITY	EXPIRY DATE	LOCATION	VIEW
Welspun Corp Limited	Sell	Melting Scrap	675 MT	22 Aug, 2024	 Anjar, Gujarat, India	VIEW
Sterlite Power Transmission Ltd	Sell	Melting Scrap	400 MT	28 Aug, 2024	 Silvassa, Dadra And Nagar Have, India	VIEW
SAIL	Sell	Mix Melting Scrap	20,320 MT	22 Aug, 2024	 Bhilai, Chattisgarh, India	VIEW
SAIL	Sell	Melting Scrap	2,257 MT	23 Aug, 2024	 Bhilai, Chattisgarh, India	VIEW
APLApolloTubesLimited	Sell	Melting Scrap	605 MT	27 Aug, 2024	 Kolar, Karnataka, India	VIEW
KALPATARUPROJECTSINTERNATIONALLIMITED	Sell	Melting Scrap	189 MT	28 Aug, 2024	 Gandhinagar, Gujarat, India	VIEW
JBMAutoLimited	Sell	Melting Scrap-CR HR Punching	600 MT	27 Aug, 2024	 Pune, Maharashtra, India	VIEW
JBMAutoLimited	Sell	Melting Scrap-CR HR Punching	500 MT	27 Aug, 2024	 Nashik, Maharashtra, India	VIEW
MungiEngineering	Sell	Melting Scrap-CR HR Punching	700 MT	23 Aug, 2024	 Pune, Maharashtra, India	VIEW
Track Components	Sell	Melting Scrap-CR HR Punching	835 MT	23 Aug, 2024	 Pune, Maharashtra, India	VIEW
AUTOCOMPCORPORATIONPANSEPVT.LTD	Sell	Melting Scrap-CR HR Punching	300 MT	22 Aug, 2024	 Pune, Maharashtra, India	VIEW
Alf Engineering	Sell	Melting Scrap-CR HR Punching	510 MT	22 Aug, 2024	 Nashik, Maharashtra, India	VIEW
JindalShadeedIron&SteelLLC	Sell	Used Discarded Rolls	200 MT	03 Sep, 2024	 Sohar, Oman	VIEW
SAIL	Sell	Mix Melting Scrap	2,365 MT	23 Aug, 2024	 Durgapur, West Bengal, India	VIEW
SAIL	Sell	Cast Iron Scrap	500 MT	23 Aug, 2024	 Burnpur, West Bengal, India	VIEW
Non Coking						
Minas de Benga Lda	Services	Non Coking Coal	1 Nos	16 Sep, 2024	 Maputo, Mozambique	VIEW
ODISHA COAL AND POWER LIMITED	Sell	Non Coking Coal G14	3,000,000 MT	23 Aug, 2024	 Sundargarh, Odisha, India	VIEW
NLC	Sell	Non Coking Coal G14 -100mm	500,000 MT	24 Aug, 2024	 Sambalpur, Odisha, India	VIEW
Pig Iron						
NALCO	Buy	Pig Iron	1,600 MT	24 Aug, 2024	 Bhubaneswar, Odisha, India	VIEW
SAIL	Sell	Pig Iron	2,500 MT	23 Aug, 2024	 Durgapur, West Bengal, India	VIEW
SAIL	Sell	Pig Iron	2,000 MT	27 Aug, 2024	 Rourkela, Odisha, India	VIEW
Pooled Iron						
RINL	Sell	Pooled Iron	500 MT	22 Aug, 2024	 Visakhapatnam, Andhra Pradesh, India	VIEW
NINL	Sell	Pooled Iron Pig Iron & PCM Scrap	950 MT	23 Aug, 2024	 Kalinga Nagar, Odisha, India	VIEW
Silico Manganese						
Arcelor Mittal	Buy	Silico Manganese	500 MT	24 Aug, 2024	 Hazira, Gujarat, India	VIEW
RINL	Buy	Silico Manganese	10,000 MT	27 Aug, 2024	 Vishakhapatnam, Andhra Pradesh, India	VIEW
NMDC	Buy	Silico Manganese	1,800 MT	30 Aug, 2024	 Jagdalpur, Chattisgarh, India	VIEW
Used Plants And Machines						
AssamIndustrialDevelopmentCorporationLimited	Sell	Used Plant & Machines	1 Nos	20 Sep, 2024	 Guwahati, Assam, India	VIEW
TATA Steel	Sell	Used Plants & Machines	4 Nos	23 Aug, 2024	 Jamshedpur, Jharkhand, India	VIEW
Zinc						
KALPATARUPROJECTSINTERNATIONALLIMITED	Sell	Zinc Dross	90 MT	28 Aug, 2024	 Gandhinagar, Gujarat, India	VIEW

[View All](#)



Formerly SteelMint / CoalMint

Contact:

info@bigmint.co

+91 97700 56666

Disclaimer: BigMint has taken due care and caution in compilation of content. Information is just for reference not intended for trading purpose or to address your particular requirement. The content includes facts, views and opinions are of individuals and not that of the BigMint management. We and our content licensors do not guarantee or warrant the accuracy, completeness or timeliness of, or otherwise endorse these views, and opinions. BigMint and its affiliates, or their employees, directors or agents shall not be liable or responsible for any loss or costs or any action whatsoever arising out of use or relying on the spot prices disseminated.