



BIGMINT

Formerly SteelMint / CoalMint

Issue 1309,

Daily Steel Report

HIGHLIGHTS

22 Oct 2024, Tue

[Intel & Insights](#)

[Snap Shot - Global Prices \(USD/MT\)](#)

[Snap Shot - Indian Domestic Prices \(INR/MT\)](#)

[Iron Ore](#)

[Coal](#)

[Scrap & Metallica](#)

[Steel](#)

[Ferro Alloy](#)

[Non Ferrous](#)

[India Domestic Billet Index](#)

[Global Prices - Region Wise](#)

[Live Tenders](#)

Intel & Insights

INDIA

Iron Ore

BigMint's daily trade sheet - 21 Oct'24

[READ MORE >](#)

India: Iron ore pellet offers rise by INR 500/t (\$6/t) in Raipur

[READ MORE >](#)

Coal

India: Imported pet coke prices remain stable w-o-w

[READ MORE >](#)

Scrap & Metallics

India: BigMint's ferrous scrap index declines by INR 600/t amid muted steel market-21 Oct

[READ MORE >](#)

South Asia: Imported ferrous scrap demand remains sluggish across key markets

[READ MORE >](#)

India: Sponge iron prices fall d-o-d - 21 Oct

[READ MORE >](#)

India: Buyers book entire quantity in SAIL-RSP's pig iron auction

[READ MORE >](#)

Steel

India: BigMint's billet index plummets by INR 750/t d-o-d amid weak demand - 21 Oct

[READ MORE >](#)

India: UltraTech Cement's sales volume rises 3% y-o-y in Q2FY'25

[READ MORE >](#)

Indian DRI, billet, and rebar update - 21 Oct

[READ MORE >](#)

India: Jindal SAW posts strong performance in Q2FY'25

[READ MORE >](#)

India's brand-wise rebar offers from BF and IF route mills - 21 Oct

[READ MORE >](#)

India steel index in red zone again after 3 weeks. Flats steady, longs dip

[READ MORE >](#)

Ferro Alloy

India: MOIL, MP Mining Corporation enter joint venture to boost manganese mining

[READ MORE >](#)

Non Ferrous

Global aluminium production drops 3% m-o-m in Sept'24: IAI

[READ MORE >](#)

India: Hindustan Zinc raises zinc, lead prices by up to INR 1,000/t (\$12/t)

[READ MORE >](#)

Base metals prices on LME exhibit positive trends; stocks witness mixed movements

[READ MORE >](#)

Ship Breaking

India: Melting scrap prices decrease by INR 300/t d-o-d in Alang

[READ MORE >](#)

CHINA

China: Coal output rises 4.4% y-o-y in Sep'24

[READ MORE >](#)

China: Steel billet prices rebound by RMB 40/t (\$6/t) following uptick in rebar futures

[READ MORE >](#)

China: Shagang Steel reduces long steel prices by \$14/t for late Oct'24

[READ MORE >](#)

SOUTH EAST ASIA

Indonesian coal production on track to beat 2024 target

[READ MORE >](#)

Vietnam: Imported bulk scrap offers soften w-o-w amid moderate demand

[READ MORE >](#)

FAR EAST ASIA

Japan: Tokyo Steel keeps steel prices stable m-o-m for Nov'24 sales

[READ MORE >](#)

MEA (MIDDLE EAST AFRICA)

Iran: Gas shortage keeps billet prices stable; rebar market sees uptrend

[READ MORE >](#)

AMERICAS

US: RMDAS ferrous scrap index witnesses uptrend in Oct'24

[READ MORE >](#)

Indonesian coal production on track to beat 2024 target

Oct 21, 2024 12:21

Domestic consumption grows, exports remain resilient Coal-based power generation increases over 2015-2024Mysteel Global: Indonesia's total coal production this year is likely to surpass its target of 710 million tonnes (mnt), the latest data

from the country's Energy and Mineral Resources Ministry (ESDM) suggests. The prediction is based on the fact that the country's coal output during January-September this year touched 613 mnt, leaving only 97 mnt to be produced by the e

Continued

SNAP SHOT - GLOBAL PRICES (USD/MT)

Commodity	Particular	Size, Grade	As on	Price	Change	1M	3M
Iron Ore Fines ¹	China Imports	Fines, Fe 62%	21 Oct 10.23 IST	\$101	+1	+10	-1
Iron Ore ¹	Indian Imports	Lumps, Fe 64%	16 Oct 16.24 IST	\$114	+4	NA	+2
Pellets (Brazil) ²	China Imports	6-20 mm, Fe 65%	16 Oct 13.52 IST	\$128	+2	+15	+8
Pellets (India) ²	China Imports	6-20 mm, Fe 63%	18 Oct 18.36 IST	\$107	-5	+11	+1
Coking ²	Australia Exports	Premium HCC	21 Oct 10.44 IST	\$202	-4	+14.8	-14.8
Non Coking ²	India Imports	RB2, S.Africa	21 Oct 13.30 IST	\$105	-1	+2	-6.2
Graphite Electrode ²	China Exports	600mm, UHP	14 Oct 18.48 IST	15,350 RMB/t	+250	+200	-700
Scrap ²	India Imports	Shredded	21 Oct 18.38 IST	\$400	-1	+10.2	-15
Scrap ²	Turkey Imports	HMS 80:20	21 Oct 18.38 IST	\$372	0	+5.2	-16
Scrap ²	Pakistan Imports	Shredded	21 Oct 18.38 IST	\$405	-1	+14.4	-23.4
Scrap ²	Bangladesh Imports	Shredded	21 Oct 18.38 IST	\$405	0	+6.2	-24.2
Scrap (Ship Breaking) ²	India Imports	Containers	15 Oct 10.53 IST	\$510	0	+10	-20
Billet ²	India Exports	150*150, 3SP/4SP	04 Oct 19.13 IST	\$470	+5	-20	NA
Billet ²	Russia Exports	130*130, 3SP	18 Oct 18.40 IST	\$482	0	+22	-13
Billet ²	Iran Exports	130*130, 3SP	18 Oct 18.40 IST	\$466	0	+6.5	-12
Billet ²	Philippines Import	150*150, 3SP	18 Oct 18.36 IST	\$485	-10	+25	-5
Sponge Iron ²	India Exports	-	-	-	-	-	-
Pig Iron ²	Russia Exports	Steel Grade	19 Oct 15.21 IST	\$358	-2	+6	-49
HRC ²	China Exports	3-12mm, SS400	15 Oct 18.45 IST	\$525	0	+65	+25
Wire Rod ²	Nepal Import	5.5-6.0mm, Commercial Grade	19 Oct 14.02 IST	\$560	+5	+35	+30
HRC ²	India Exports	2.5 mm, SAE1006	23 Apr 18.30 IST	\$560	0	-15	-40
HRC ²	South Korea Exports	1.6-2.5mm, SAE 1006	08 Oct 18.41 IST	\$500	0	NA	-50
HRC (China) ²	Vietnam Imports	2-3mm, SAE 1006	15 Oct 18.41 IST	\$555	0	+80	+30
HRC (China) ²	Dubai Imports	2-3mm, SAE 1006	15 Oct 18.41 IST	\$555	0	+80	+30
CRC ²	India Exports	0.9 mm, IS 513 Gr.O	16 Oct 18.28 IST	\$640	0	0	-35
CRC ²	China Exports	0.90mm, SPCC	16 Oct 18.28 IST	\$590	-10	+70	+30
HR Plate ²	China Exports	5-10mm, SS 400	16 Oct 18.29 IST	\$535	0	+65	+10
GP ²	China Exports	DX51D+z80, Width 1,000-1,500 mm, thickness 0.5-2mm	17 Oct 18.02 IST	\$625	-5	+40	+10
Silico Manganese ²	India Exports	25-150 mm, HC 65-16	21 Oct 18.39 IST	\$930	-2	+24.8	-36.8
Ferro Chrome ²	China Import	10-150mm, HC 60%	16 Oct 10.25 IST	¢93 /lb	0	-2	-5
Manganese Ore ²	India Imports	Lumps, Mn 37%,	19 Oct 11.07 IST	\$3.85 /dmu	0	-0.05	-0.8
Ferro Manganese ²	India Exports	25-150 mm, HC 75%	21 Oct 18.40 IST	\$936	-4	+10	-76.2
Ferro Silicon ²	Bhutan Exports	10-50 mm, FeSi 70%	21 Oct 18.42 IST	\$1,350	+60	+100	+150

1-Daily Assessment, 2-Weekly Assessment, 3-Monthly Assessment, W-O-W: Week On Week, 1M: Change over last month, 3M: Change over last 3 months

India steel index in red zone again after 3 weeks. Flats steady, longs dip

Oct 21, 2024 09:47

IF rebar weighed by bid-offer disparity, inventory glut Flats see pre-festive restocking but imports continue Outlook uncertain, market awaits post-Diwali upturn Morning Brief: After hovering in positive territory for three consecutive

weeks, Indian steel prices again slipped into the red zone. On 18 October, 2024, the BigMint India Composite Steel Index closed marginally down 0.1% w-o-w at 134.3 points. The index has been straddling near-four-year lows for months now.

Continued

SNAP SHOT - INDIAN DOMESTIC PRICES (INR/MT)

Commodity	Particular	Size,Grade	As on	Price	Change	1M	3M
Fines/lumps ²	Iron Ore Index	5-18 mm, Fe 63%, DR Grade	19 Oct 14.32 IST	7,500	+ 600	+ 1,800	+ 1,500
Fines/lumps ²	Iron Ore Index	0-10 mm, Fe 63%	19 Oct 14.32 IST	5,900	+ 600	+ 1,200	+ 1,050
Iron Ore ³	NMDC	6-40 mm, Fe 65.5%	01 Oct 12.51 IST	5,750	NA	NA	NA
Iron Ore ³	NMDC	0-10 mm, Fe 64%	01 Oct 12.51 IST	5,010	NA	NA	NA
Pellets ²	Raipur	6-20 mm, Fe 63%,	18 Oct 18.46 IST	10,100	0	+ 1,500	+ 1,300
Pellets ²	Bellary	6-20 mm, Fe 63%	18 Oct 18.46 IST	10,550	0	+ 1,200	+ 750
Met Coke ²	Ex-India (East)	25-90 mm, Blast Furnace-grade	16 Oct 17.30 IST	33,500	0	0	-1,300
Graphite Electrode ³	Ex-India	600mm, UHP	17 Sep 11.31 IST	335,000	NA	NA	+ 10,000
Mill Scale ²	FoR-Kandla	Fines, Fe 70/68%	19 Oct 14.37 IST	7,000	0	+ 550	+ 250
Hms ¹	Ex-Mumbai	HMS	21 Oct 17.48 IST	33,200	-400	+ 700	+ 400
Hms ¹	Ex-Alang	HMS	21 Oct 17.48 IST	34,200	-300	+ 500	-1,300
Pig Iron ¹	Ex-Durgapur	Steel Grade	21 Oct 17.27 IST	39,750	-550	+ 3,350	+ 2,450
Pig Iron ¹	Ex-Ludhiana, Foundary	Foundry Grade	21 Oct 13.37 IST	42,500	-300	+ 200	-500
Sponge Pellet ¹	Ex-Raipur	Lumps, FeM 80%, +/-1	21 Oct 17.45 IST	27,000	-350	+ 800	+ 1,750
Billet ¹	Ex-Mumbai	100x100mm, IS 2831	21 Oct 17.58 IST	42,600	-400	+ 1,500	+ 1,400
Billet ¹	Ex-Raipur	100x100mm, IS 2831	21 Oct 17.58 IST	40,100	-750	+ 1,000	+ 1,100
TMT (Re-Bar) Secondary mills ¹	Ex-Mumbai	12-25mm, IF Route, Fe 500, IS 1786	21 Oct 13.53 IST	48,500	+ 300	+ 2,800	+ 4,100
TMT (Re-Bar) Secondary mills ¹	Ex-Delhi/NCR	12-25mm, IF Route, Fe 500, IS 1786	21 Oct 17.49 IST	47,900	-500	+ 2,800	+ 1,200
TMT (Re-Bar) ²	Ex-Mumbai	12-32mm, BF Route, IS 1786 Fe 500D	18 Oct 17.32 IST	54,500	+ 900	+ 4,500	+ 2,800
Structure ¹	Ex-Mumbai	40x40 Angle, IF Route, IS 2062/2011 E-250 Gr A	21 Oct 11.29 IST	50,600	+ 100	+ 2,400	+ 2,500
Wire Rod ¹	Ex-Raipur	5.5 mm, SWRY 14 LC Gr 3, Induction route	21 Oct 17.27 IST	43,900	-600	+ 600	+ 700
HRC ²	Ex-Delhi	2.5-8mm / CTL, IS2062, Gr E250 Br.	18 Oct 17.58 IST	48,500	0	+ 1,450	-3,000
HRC ²	Ex-Mumbai	2.5-8mm / CTL, IS2062, Gr E250 Br.	18 Oct 17.58 IST	48,500	-100	+ 1,400	-3,000
CRC ²	Ex-Delhi	0.90mm / CTL, IS 513, CR1	18 Oct 18.10 IST	56,500	0	+ 350	-2,750
CRC ²	Ex-Mumbai	0.90mm / CTL, IS 513, CR1	18 Oct 18.10 IST	55,800	-100	-100	-3,350
HR Plate ²	Ex-Mumbai	5-10mm, Gr E250 Br.	16 Oct 18.12 IST	49,200	0	NA	-3,500
GP ²	Ex-Mumbai	0.8mm / CTL, 120 GSM, IS277	17 Oct 18.14 IST	57,500	-100	-800	-5,600
Silico Manganese ²	Ex-Raipur	25-150 mm, HC 60-14	21 Oct 18.47 IST	68,400	-200	+ 1,970	-610
Ferro Manganese ²	Ex-Raipur	25-150 mm, HC 70%	21 Oct 18.37 IST	69,900	-1,200	+ 20	-5,340
Ferro Chrome ²	Ex-Jajpur	10-150mm, HC 60%, Si- 4%	18 Oct 10.38 IST	110,400	0	+ 3,300	+ 2,850
Manganese Ore ²	Ex Balaghat, MOIL	Lumps, Mn 37%, Fe 7.5%	01 Oct 15.52 IST	13,517	+ 643	+ 643	NA
Chrome Ore ²	Ex-Odisha OMC, E-auction	Lumps, Friable 48-50%	18 Oct 12.46 IST	28,410	+ 1,546	+ 1,546	NA

*Basic Price GST @ 18% extra

1-Daily Assessment, 2-Weekly Assessment, 3-Monthly Assessment, W-O-W: Week On Week, 1M: Change over last month, 3M: Change over last 3 months

Iron Ore

Iron Ore (India)

Particular/Delivery	Size/Grade	Delivery	As On	Price	Change	1M	3M
Indian prices (in INR/MT)							
Odisha Iron Ore Index	5-18 mm, Fe 63%, DR Grade	Ex-mines	19 Oct 14.32 IST	7,500	+ 600	+ 1,800	+ 1,500
	10-30mm, Fe 63%, BF Grade	Ex-mines	19 Oct 14.32 IST	6,800	+ 500	+ 1,650	+ 1,500
	0-10 mm, Fe 63%	Ex-mines	19 Oct 14.32 IST	5,900	+ 600	+ 1,200	+ 1,050
	0-10mm, Fe 60%	Ex-mines	19 Oct 14.32 IST	5,000	+ 500	+ 1,100	+ 900
	0-5mm, Fe 57%	Ex-mines	17 Oct 18.32 IST	3,500	+ 100	+ 1,100	+ 800
	5-18 mm, Lumps, Fe 60%	Ex-mines	19 Oct 14.32 IST	6,800	+ 700	+ 1,800	+ 1,600
	10-30 mm, lumps, Fe 60%	Ex-mines	19 Oct 14.32 IST	6,100	+ 800	+ 1,650	+ 1,400
	0-10mm, Fe 62%	Ex-mines	19 Oct 14.32 IST	5,600	+ 600	+ 1,100	+ 950
OMC Daitari	0-5 mm, Fe 62-64%	Ex-Mines	18 Oct 12.57 IST	5,750	+ 1,000	+ 1,000	+ 950
	10-40 mm, Fe 62%	Ex-Mines	18 Oct 12.57 IST	6,760	+ 1,400	+ 1,400	+ 1,700
OMC Kurmitar (Koira)	0-5 mm, Fe 62-60%	Ex-Mines	18 Oct 12.57 IST	5,350	+ 1,550	+ 1,550	+ 1,250
	10-40 mm, Fe 62%	Ex-Mines	18 Oct 12.57 IST	6,700	+ 1,700	+ 1,700	+ 1,700
OMC Gandhamardan	0-5 mm, Fe 62-60%	Ex-Mines	18 Oct 12.57 IST	4,900	+ 1,150	+ 1,150	+ 650
	10-40 mm, Fe 62%	Ex-Mines	18 Oct 12.57 IST	5,950	+ 1,300	+ 1,300	+ 1,250
OMC Guali	Fines -5 mm, Fe 60-62%	Ex-mines	18 Oct 12.57 IST	5,450	+ 1,200	+ 1,200	+ 1,050
	5-18 mm, Fe 62%	Ex-mines	18 Oct 12.57 IST	6,655	+ 1,400	+ 1,400	+ 1,400
OMC Jilling	Fines -5 mm, Fe 60-62%	Ex-mines	18 Oct 12.57 IST	5,500	+ 1,150	+ 1,150	+ 1,000
	5-18 mm, Fe 62%	Ex-mines	18 Oct 12.57 IST	7,450	+ 1,600	+ 1,600	+ 1,600
NMDC, Chhattisgarh	0-10 mm, Fe 64%	F.O.R Siding	01 Oct 12.51 IST	5,010	NA	NA	NA
	10-40 mm, Fe 67%, DR CLO	F.O.R Siding	01 Oct 12.51 IST	6,720	NA	NA	NA
	10-150 mm, Fe 65.5%	F.O.R Siding	01 Oct 12.51 IST	5,720	NA	NA	NA
	6-40 mm, Fe 65.5%	F.O.R Siding	01 Oct 12.51 IST	5,750	NA	NA	NA
Chandrapur, Maharashtra	0-10mm, Fe 63%	FoR Ballarshah	18 Oct 23.26 IST	5,450	0	+ 600	- 650
Ex-Bellary	0-10 mm, Fe 62%	Ex-Mines	17 Oct 18.12 IST	4,900	0	+ 400	- 200
	0-10 mm, Fe 57%	Ex-Mines	17 Oct 18.12 IST	2,850	0	+ 200	- 250
Karnataka e-auction	Lumps 10-20mm, Fe 63%	Ex-Mines	30 Sep 19.26 IST	4,400	0	0	- 300
	Fines 0-5 mm, Fe 60%	Ex-Mines	30 Sep 19.26 IST	3,400	0	0	- 300

Pellets (India)

Indian prices (in INR/MT)							
Ex-Barbil	6-20 mm, Fe 63%, (+/- 0.5%)	FOR Siding	18 Oct 18.46 IST	8,100	0	+ 1,300	+ 675
Ex-Durgapur	6-20 mm, Fe 63%, (+/- 0.5%)	Ex-Works	18 Oct 18.46 IST	9,950	+ 600	+ 2,250	+ 1,575
Ex-Jamshedpur	6-20 mm, Fe 63%	Ex-Works	15 Oct 18.31 IST	8,900	- 100	+ 1,350	+ 725
Ex-Jharsugda	6-20 mm, Fe 63%, (+/- 0.5%)	Ex-Works	18 Oct 18.46 IST	8,850	0	+ 1,250	+ 850
Ex-Raipur	6-20 mm, Fe 63%, (+/- 0.5%)	Ex-Works	18 Oct 18.46 IST	10,100	0	+ 1,500	+ 1,300
Ex-Kandla	6-20 mm, Fe 64/63%	DAP	18 Oct 18.46 IST	10,900	- 300	+ 1,000	+ 200
Ex-Bellary	6-20 mm, Fe 63%	Ex-Works	18 Oct 18.46 IST	10,550	0	+ 1,200	+ 750

Weekly Assessment, GST @ 5% extra., Barbil and Kandla - Prices Loaded to Wagons

Concentrates (India)

Indian prices (in INR/MT)							
Ex-Jabalpur	-45 micron, Fe 63%	Ex-works	19 Oct 13.46 IST	4,700	+ 200	+ 850	+ 550

Iron Ore (Global)

Global prices (in USD/MT)							
CNF China	Fines, Fe 61.5% (Australia Origin)	-	21 Oct 10.23 IST	\$99	+ 1	+ 10	- 1
CNF China	Fines, Fe 62% (Australia Origin)	-	21 Oct 10.23 IST	\$101	+ 1	+ 10	- 1
CNF China	Fines, Fe 62.5% (Brazil Origin)	-	21 Oct 13.14 IST	\$108	+ 1	+ 15	+ 3
CNF China	Fines, Fines 63/62% (India origin)	-	21 Oct 13.14 IST	\$101	+ 1	+ 12	+ 9
CNF China	Lumps, Fe 64/63% (South Africa Origin)	-	21 Oct 13.14 IST	\$106	+ 1	+ 14	+ 3
CNF China	Lumps, USD/dmtu	-	21 Oct 10.23 IST	\$0.14	0	+ 0.03	- 0.0335

CNF China	Fines, Fe 55% (India Origin)	-	21 Oct 19.02 IST	\$69	+2	+6.5	+5.5
CNF China	Fines, Fe 56% (India Origin)	-	21 Oct 19.02 IST	\$72	+2	+6.5	+5.5
CNF China	Fines, Fe 57% (India origin)	-	21 Oct 19.02 IST	\$75	+2	+6.5	+5.5
CNF India	Lumps, Fe 64% (South Africa origin)	-	16 Oct 16.24 IST	\$114	+4	+12	+5
FOB India	Fines, Fe 57% (India origin)	-	21 Oct 19.02 IST	\$62	+2	+10	+5.5

Prices on DMT basis (Daily Assessment) , India- Single Port Loading , FOB prices including demurrage , June to November: Moisture@ 10% , December to May: Moisture@ 8% , Or, actual moisture as per cargo certificate submitted by shipper to be adjusted

Pellets (Global)

Global prices (in USD/MT)

CNF China	6-20 mm, Fe 63% (India Origin)	-	18 Oct 18.36 IST	\$107	-5	+11	+1
	6-20 mm, Fe 65% (Brazil Origin)	-	16 Oct 13.52 IST	\$128	+2	+15	+8
FOB India	6-20 mm, Fe 63%	-	18 Oct 18.37 IST	\$94	-5	+10.25	+1
CNF China	5-20mm, Fe 63%	-	17 Oct 10.06 IST	\$7.35	-0.4	+0.25	+0.45
	6-20mm	-	17 Oct 10.06 IST	\$16.7	+0.1	+0.7	+0.4

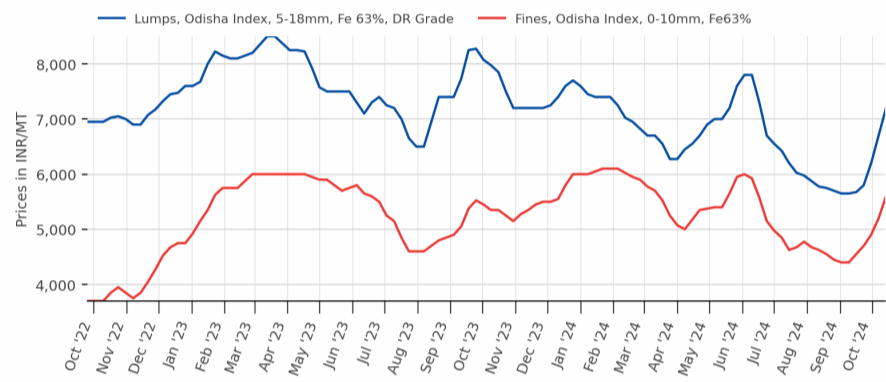
Note:- W-O-W: Week On Week, 1M: Change over last month, 3M: Change over last 3 months

Iron Ore Fines, CNF Rizhao China



Source:BigMint

Odisha Iron Ore Price Index (Lumps & Fines)



Source:BigMint



BigMint's daily trade sheet - 21 Oct'24

2024-10-21

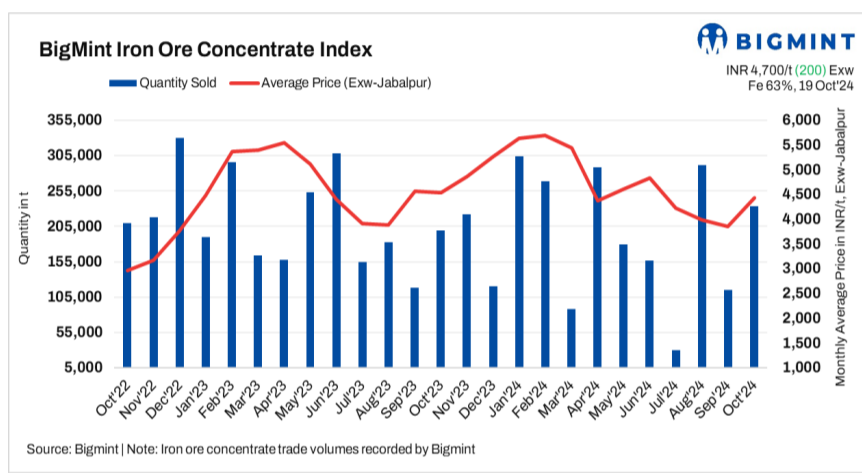
[READ MORE](#)



India: Iron ore pellet offers rise by INR 500/t (\$6/t) in Raipur

2024-10-21

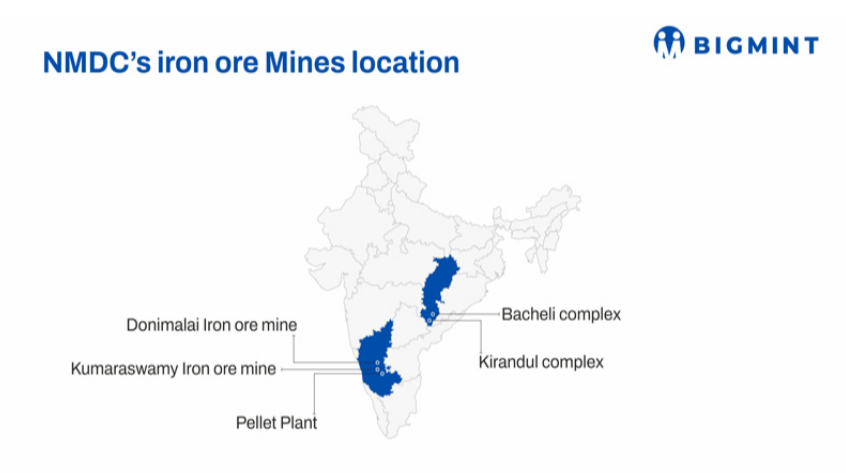
[READ MORE](#)



India: Iron ore concentrate prices rise to 4-month high in recent deals

2024-10-19

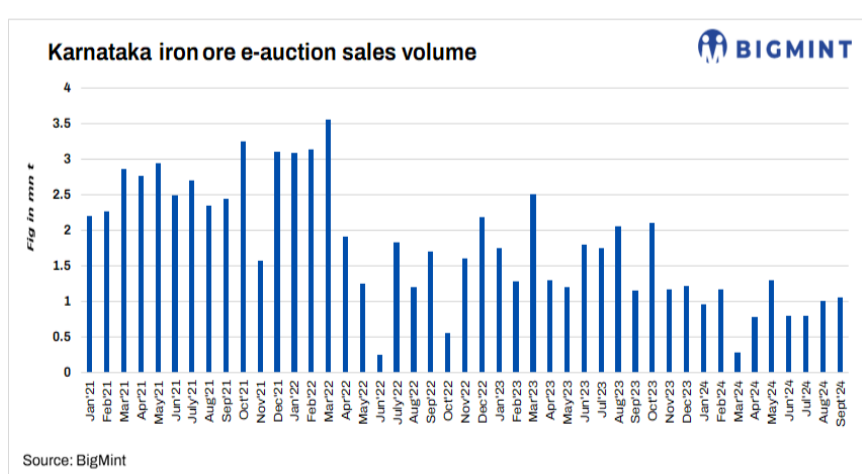
[READ MORE](#)



India: NMDC to auction over 250,000 t of iron ore from Chhattisgarh

2024-10-19

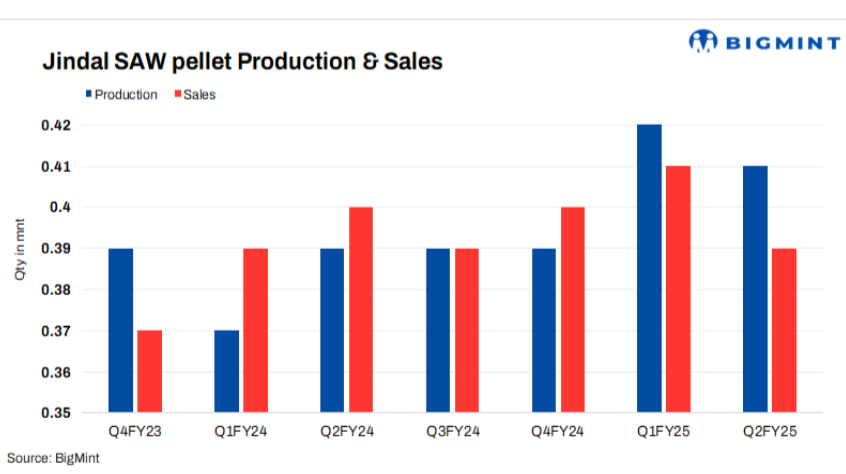
[READ MORE](#)



India: NMDC to auction over 45,000 t of iron ore from Karnataka

2024-10-19

[READ MORE](#)



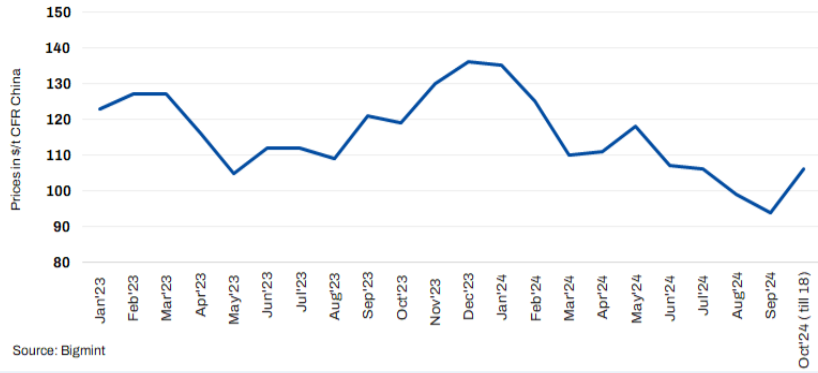
India: Jindal SAW's pellet output, sales inch down q-o-q in Q2FY'25

2024-10-19

[READ MORE](#)

Fe 62% Australian iron ore fines

Iron ore fines Fe 62% \$101.15/dmt (1.40)
CFR China 18 Oct'24



Source: BigMint

China: Iron ore spot prices rise \$1/t d-o-d following release of latest economic data

2024-10-19

[READ MORE](#)

Snapshot of OMC iron ore lumps e-auction

Mines	Size (mm)	Fe (%)	Base price as on 20 Sep'24 (INR/t)	Bid price as on 20 Sep'24 (INR/t)	Base price as on 18 Oct'24 (INR/t)	Bid price as on 18 Oct'24 (INR/t)	Quantity offered as on 18 Oct'24 (t)	Quantity booked as on 18 Oct'24 (t)
Gandhamardan	10-40 (Block A)	62%	3,950	4,700	5,750	5,850	4,000	4,000
	10-40 (Block B)	62%	4,150	4,650	5,950	5,950	2,65,000	1,54,000
Koira	10-40	62%	4,550	5,000	6,350	6,700	20,000	20,000
Daitari	10-40	62%	4,360	5,360	6,160	6,760	30,000	30,000
Tiring Pahar	10-40	65%	6,000	6,000	7,800		4,000	
	10-40	62%	5,750	5,750	7,550		8,000	
Guali	5-18	62%	4,405	5,255	6,205	6,655	70,000	70,000
	18-40	62%	4,850	5,650	6,650	7,050	70,000	70,000
Jilling	5-18	62%	5,650	5,850	7,450	7,450	1,25,000	1,20,000
	18-40	62%	5,550	6,800	7,350	7,700	1,25,000	1,25,000
Apahatu quarry of	5-18	62%	4,550	5,350	6,350	7,450	65,000	65,000
	18-40	62%	4,450	5,800	6,250	7,350	20,000	20,000
Khandbandh	10-40	62%	5,450	5,500	7,250	7,250	50,000	40,000
	10-40	65%						
Banspani	10-40	62%	4,450	4,600	6,250	6,300	40,000	40,000
	10-40	62%	3,700	4,800	5,500	6,250	8,000	8,000
Unchabali	10-40	60%						
	10-40	58%	3,250	3,900	5,050	5,200	10,000	10,000
Roida C	5-18	60%	4,350	6,050	6,150	7,450	4,000	4,000
	5-18	64%						
Total							9,18,000	7,80,000

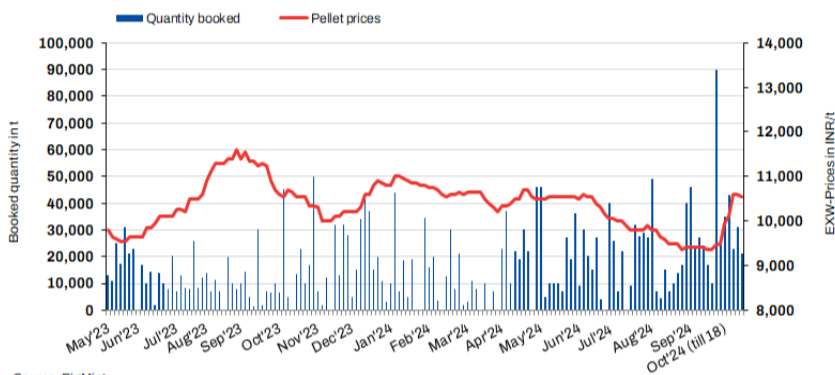
Source: BigMint

India: Bids jump up by over INR 1,000/t (\$12/t) in OMC's iron ore lumps auction

2024-10-19

[READ MORE](#)

Bellary Pellet Prices v/s Traded Volumes



Source: BigMint

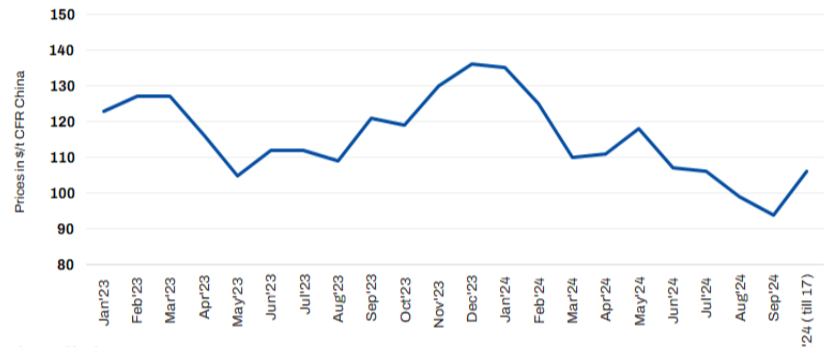
India: Pellet prices remain stable in Bellary

2024-10-18

[READ MORE](#)

Fe 62% Australian iron ore fines

Iron ore fines Fe 62% \$99.75/dmt (4.65)
CFR China 17 Oct'24



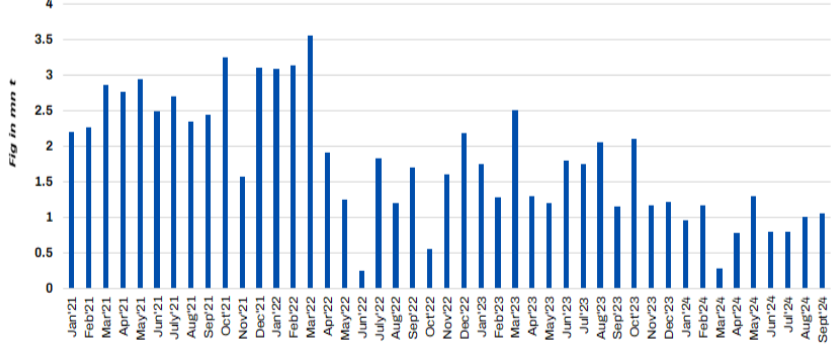
Source: BigMint

China: Iron ore spot prices decline by \$5/t d-o-d amid weak market fundamentals

2024-10-18

[READ MORE](#)

Karnataka iron ore e-auction sales volume



Source: BigMint

India: Vedanta to auction 16,000 t of iron ore from Karnataka

2024-10-18

[READ MORE](#)



India: Over 8,000 t of iron ore booked at OMDC's auction from Odisha

2024-10-17

[READ MORE](#)

Coal

Non Coking (India)

Particular/Delivery	Size/Grade	Delivery	As On	Price	Change	1M	3M
Indian prices (in INR/MT)							
Ex-Gangavaram	RB2 (5500 NAR), S.Africa	Ex-Port	21 Oct 16.29 IST	9,500	0	+ 100	- 150
	RB3 (4800 NAR), South Africa	Ex-Port	21 Oct 16.29 IST	7,650	0	+ 50	- 100

Met Coke (India)

Particular/Delivery	Size/Grade	Delivery	As On	Price	Change	1M	3M
Indian prices (in INR/MT)							
Ex-Jajpur	25-90 mm, Blast Furnace-grade	Ex-Yard	16 Oct 17.30 IST	33,500	0	0	- 1,300
Ex-Gandhidham	25-90 mm, Blast Furnace-grade	Ex-Yard	16 Oct 17.30 IST	29,600	0	- 200	- 3,100

Coking (Global)

Particular/Delivery	Size/Grade	Delivery	As On	Price	Change	1M	3M
Global prices (in USD/MT)							
CNF India	0-40mm, HCC 64 Mid Vol, Australia	-	21 Oct 10.40 IST	\$182	- 3	+ 5.2	- 33.8
	0-40mm, Premium HCC, Australia	-	21 Oct 10.40 IST	\$217	- 3	+ 13.8	- 16
	Low Vol PCI, Australia	-	21 Oct 10.40 IST	\$176	0	+ 14.4	- 31.4
FOB Australia	0-40mm, Low Vol PCI	-	21 Oct 10.44 IST	\$161	0	+ 15.4	- 30.4
	HCC 64 Mid Vol	-	21 Oct 10.44 IST	\$167	- 3	+ 6.2	- 32.8
	Premium HCC	-	21 Oct 10.44 IST	\$202	- 4	+ 14.8	- 14.8

Non Coking (Global)

Particular/Delivery	Size/Grade	Delivery	As On	Price	Change	1M	3M
Global prices (in USD/MT)							
CNF India	RB1 (6000 NAR), S.Africa	-	21 Oct 13.30 IST	\$118	0	0	- 7.2
	RB2 (5500 NAR), S.Africa	-	21 Oct 13.30 IST	\$105	- 1	+ 2	- 6.2
	RB3 (4800 NAR), S.Africa	-	21 Oct 13.30 IST	\$85	0	+ 1.4	- 6.2
FOB South Africa	RB1 (6000 NAR)	-	21 Oct 13.32 IST	\$102	0	+ 1	- 6.2
	RB2 (5500 NAR)	-	21 Oct 13.32 IST	\$89.5	- 1	+ 0.7	- 4.7
	RB3 (4800 NAR)	-	21 Oct 13.32 IST	\$70	0	+ 1.2	- 4.2

Met Coke (Global)

Particular/Delivery	Size/Grade	Delivery	As On	Price	Change	1M	3M
Global prices (in USD/MT)							
FOB China	25-90mm, 64% CSR	-	17 Oct 18.04 IST	\$271	+ 4	+ 26	- 8
CNF India	25-90mm, 64% CSR, China	-	17 Oct 17.30 IST	\$280	+ 4	+ 20	- 8
	64% CSR, Japan origin	-	17 Oct 17.30 IST	\$354	0	- 1	- 6

Note:- W-O-W: Week On Week, 1M: Change over last month, 3M: Change over last 3 months

Scrap & Metallic

Sponge (India)

Region	Particular	Sponge Iron (C-DRI)				Pellet Sponge (P-DRI)			
		Price	Change	W-O-W	1M	Price	Change	W-O-W	1M
Indian prices (in INR/MT) As on 21 Oct 2024									
North India	Mandi Gobindgarh	33,300	-200	-400	+2,800	-	-	-	-
East India	Durgapur	29,100	-600	-900	+1,500	27,050	-600	-850	+1,450
East India	Rourkela	29,000	-600	-550	+2,250	-	-	-	-
Central India	Raigarh	28,500	-700	-1,000	+900	26,500	-700	-1,000	+900
Central India	Raipur	31,000	-400	-1,000	+700	27,000	-350	-1,000	+800
South India	Bellary	27,500	-500	-950	+1,000	26,500	-500	-1,000	+1,000
Eastern India	Ramgarh	29,400	-300	-250	+2,100	27,300	-300	-350	+1,900
East India	Jharsugda	-	-	-	-	25,600	-400	-1,100	+500
South India	Hyderabad	-	-	-	-	27,200	-500	-900	+1,100

All prices are basic, GST extra.

Pig Iron (India)

Particular/Delivery	Size/Grade	Delivery	As On	Price	Change	1M	3M
Indian prices (in INR/MT)							
DAP-Ludhiana	Steel Grade	DAP	21 Oct 17.27 IST	39,500	-300	+1,500	-700
Ex-Bokaro	Steel Grade	Ex-Plant,Bokaro	17 Oct 11.23 IST	37,100	+2,150	+2,150	-250
Ex-Burnpur	Steel Grade	Ex-Plant,Burnpur	31 May 16.00 IST	40,500	-2,500	0	0
Ex-Durgapur	Steel Grade	Ex-Works	21 Oct 17.27 IST	39,750	-550	+3,350	+2,450
		Ex-Plant,Durgapur	16 Oct 12.10 IST	38,750	+3,600	+3,600	+2,050
Ex-Rourkela	Steel Grade	Ex-Plant,Rourkela	21 Oct 13.41 IST	36,800	-1,700	+1,500	-300
Ex-Bhilai	Steel Grade	Ex-Plant,Bhilai	09 Oct 17.14 IST	38,700	+1,950	+700	+700
DAP-Raigarh	Steel Grade	DAP	21 Oct 17.27 IST	38,100	-500	+1,800	+900
DAP-Raipur	Steel Grade	DAP	21 Oct 17.27 IST	37,600	-200	+1,150	-300
DAP-Hyderabad	Steel Grade	DAP	21 Oct 13.41 IST	38,400	-100	+1,200	+400
DAP-Delhi	Foundry Grade	DAP	21 Oct 13.37 IST	42,800	-200	0	-800
DAP-Ludhiana	Foundry Grade	DAP	21 Oct 13.37 IST	42,500	-300	+200	-500
Ex-Durgapur	Foundry Grade	Ex-Works	21 Oct 13.37 IST	42,500	0	+1,000	-1,000
Ex-Kharagpur	Foundry Grade	Ex-Works	21 Oct 13.37 IST	42,500	0	+1,000	-1,000
DAP-Ahmedabad	Foundry Grade	DAP	21 Oct 13.37 IST	45,000	0	+500	-500
DAP-Kolhapur	Foundry Grade	DAP	21 Oct 13.37 IST	45,500	0	+700	-300

Indian pig iron price assessment frequency has been increased from weekly to daily basis.

Re - Rolling Scrap (India)

Indian prices (in INR/MT)							
Ex-Alang	6-8mm(4 ANE) , Ship Breaking	Ex-Yard	21 Oct 10.48 IST	38,000	0	+500	-1,000
	1-2 KG, Ship Breaking	Ex-Yard	21 Oct 10.31 IST	35,900	-300	+700	-800
	Attachment, Ship Breaking	Ex-Yard	21 Oct 10.31 IST	35,700	-300	+700	-800
	HMS(80:20), Ship Breaking	Ex-Yard	21 Oct 10.31 IST	34,200	-300	+500	-1,300
	19-22mm(12 ANE), Ship Breaking	Ex-Yard	21 Oct 10.48 IST	41,000	0	+500	-1,000
	15-18mm(10 ANE), Ship Breaking	Ex-Yard	21 Oct 10.48 IST	41,000	0	+500	-1,000
	1 Inch, Ship Breaking	Ex-Yard	21 Oct 10.48 IST	41,000	0	+500	-1,000
	12-14mm(8 ANE), Ship Breaking	Ex-Yard	21 Oct 10.48 IST	40,500	0	+500	-1,000
	5-10 KG, Ship Breaking	Ex-Yard	21 Oct 10.48 IST	40,000	0	+500	-500
	9-11mm(6 ANE), Ship Breaking	Ex-Yard	21 Oct 10.48 IST	39,000	0	+500	-1,000
	2-5 KG, Ship Breaking	Ex-Yard	21 Oct 10.48 IST	39,000	0	+500	-500

Melting Scrap (India)

Particular/Delivery	Size/Grade	Delivery	As On	Price	Change	1M	3M
Indian prices (in INR/MT)							
Ex-Ludhiana	End Cutting	DAP	21 Oct 17.48 IST	37,300	-500	+1,200	-700
	CR Busheling (Loose)	DAP	21 Oct 17.48 IST	38,000	-400	+1,000	-1,100
	Turning Boring Scrap	DAP	21 Oct 17.48 IST	34,500	-200	+1,600	-1,300
	CI Scrap, Mixed Size	DAP	21 Oct 17.48 IST	38,700	-600	+800	-400
Ex-Mandi	HMS(80:20)	DAP	21 Oct 17.48 IST	34,600	-800	+1,300	-1,400
	End Cutting	DAP	21 Oct 17.48 IST	37,600	-600	+1,300	-700
	LMS (Light Melting Scrap)	DAP	21 Oct 17.48 IST	33,300	-300	+1,800	-500
	CR Busheling (Loose)	DAP	21 Oct 17.48 IST	38,400	-400	+1,200	-1,000
Ex-Durgapur	HMS(80:20)	DAP	21 Oct 17.48 IST	34,800	-400	+800	-300
Ex-Raipur	End Cutting	DAP	21 Oct 17.48 IST	37,000	-350	+1,800	+200
	HMS(80:20)	DAP	21 Oct 17.48 IST	35,000	-350	+1,800	+200
Ex-Ahmedabad	HMS(80:20)	DAP	21 Oct 17.48 IST	33,200	-300	+200	-800
	CR Busheling (Bundle)	DAP	21 Oct 17.48 IST	38,500	0	+1,700	+500
Ex-Alang	HMS(80:20)	Ex-Yard	21 Oct 17.48 IST	34,200	-300	+500	-1,300
Ex-Jalna	HMS(80:20)	DAP	21 Oct 17.48 IST	32,800	-200	+300	0
	CR Busheling (Loose)	DAP	21 Oct 17.48 IST	35,800	-200	+300	0
Ex-Mumbai	HMS(80:20)	DAP	21 Oct 17.48 IST	33,200	-400	+700	+400
Ex-Chennai	HMS(80:20)	DAP	21 Oct 17.48 IST	32,100	0	+500	+400
	HMS(90:10)	DAP	21 Oct 17.48 IST	34,000	0	+200	-600
	CR Busheling (Bundle)	DAP	21 Oct 17.48 IST	35,800	0	+700	-400
	Turning Boring Scrap	DAP	21 Oct 17.48 IST	31,200	0	+600	+400
Ex-Coimbatore	CI Scrap, Mixed Size	DAP	21 Oct 17.48 IST	37,000	0	+200	-700
Ex-Hyderabad	HMS(90:10)	DAP	21 Oct 17.48 IST	32,300	-500	-400	+500
	HMS(80:20)	DAP	21 Oct 17.48 IST	30,800	-500	-400	+500
Ex-Bhilai	9-13 Meters, 60 KG	Ex-works	23 Sep 19.00 IST	41,000	0	-2,700	-150

Mill Scale (India)

Indian prices (in INR/MT)							
Ex Plant, Raipur	Fines, Fe 70/68%	EXW	19 Oct 14.37 IST	7,200	0	0	+400
Ex-Kandla	Fines, Fe 70/68%	DAP	19 Oct 14.37 IST	7,000	0	+550	+250

Sponge Iron (Global)

Particular/Delivery	Size/Grade	Delivery	As On	Price	Change	1M	3M
Global prices (in USD/MT)							
CNF Bangladesh	FeM 80% (+/-1), 100% lumps	-	17 Oct 18.01 IST	\$397	0	+37	+42
CNF Nepal	Mix (70% lumps, 30% fines), FeM 80% (+/-1)	-	17 Oct 18.01 IST	\$384	-4	+42	+36

Melting Scrap (Global)

Global prices (in USD/MT)							
FOB Europe	HMS 80:20 (Bulk)	-	16 Oct 17.10 IST	\$343	-13	+5	-16
FOB USA	HMS 80:20	-	21 Oct 17.02 IST	\$343	0	+3.8	-16
	Shredded	-	21 Oct 17.02 IST	\$363	0	+3.8	-16
CNF Bangladesh	H2 (Bulk, Japan origin)	-	16 Oct 18.35 IST	\$367	+2	+2	-37
	HMS 80:20 (Bulk, US Origin)	-	16 Oct 18.35 IST	\$385	0	+10	-23
	HMS 80:20 (Containers, Europe Origin)	-	21 Oct 18.38 IST	\$394	+1	+5.4	-12
	Shredded (Containers, UK Origin)	-	21 Oct 18.38 IST	\$405	0	+6.2	-24.2
CNF China	H2	-	21 Oct 12.04 IST	\$378	0	+55	+45
	HMS 80:20 (Bulk)	-	21 Oct 12.04 IST	\$340	0	-1.2	-11.6
	Shredded	-	21 Oct 12.04 IST	\$395	0	0	-15
CNF India	HMS 80:20 (Europe Origin, Containers)	-	21 Oct 18.38 IST	\$380	+2	+11	-9.8
	HMS 80:20 (West Africa Origin, Containers)	-	21 Oct 18.38 IST	\$380	+2	+13	-7
	HMS 80:20 (West Africa Origin, Containers)	-	21 Oct 18.38 IST	\$384	+4	+12.6	-7.8
	Shredded (Europe Origin, Containers)	-	21 Oct 18.38 IST	\$400	-1	+10.2	-15
	Shredded (US Origin, Containers)	-	21 Oct 18.38 IST	\$398	+1	+12.6	-13
CNF Pakistan	Shredded (Containers, Europe Origin)	-	21 Oct 18.38 IST	\$405	-1	+14.4	-23.4
CNF Taiwan	HMS 80:20 (US Origin, Containers)	-	09 Oct 11.12 IST	\$310	-5	-5	-37
CNF Thailand	HMS 70:30	-	29 Jan 17.41 IST	\$352	+2	NA	NA
CNF Turkey	HMS 80:20 (Bulk, US Origin)	-	21 Oct 18.38 IST	\$372	0	+5.2	-16

CNF Vietnam	H2, (Bulk, Japan origin)	-	21 Oct 18.38 IST	\$344	-1	+8	-26
	HMS 80:20 (Bulk, US Origin)	-	21 Oct 18.38 IST	\$366	-2	+15	-19

Pig Iron (Global)

Particular/Delivery	Size/Grade	Delivery	As On	Price	Change	1M	3M
Global prices (in USD/MT)							
FOB Black Sea	Steel Grade	-	19 Oct 15.21 IST	\$358	-2	+6	-49
FOB Brazil	Steel Grade	-	19 Oct 15.21 IST	\$432	0	-5	-10
CNF Italy	Steel Grade	-	19 Oct 15.24 IST	\$406	-2	+6	-45

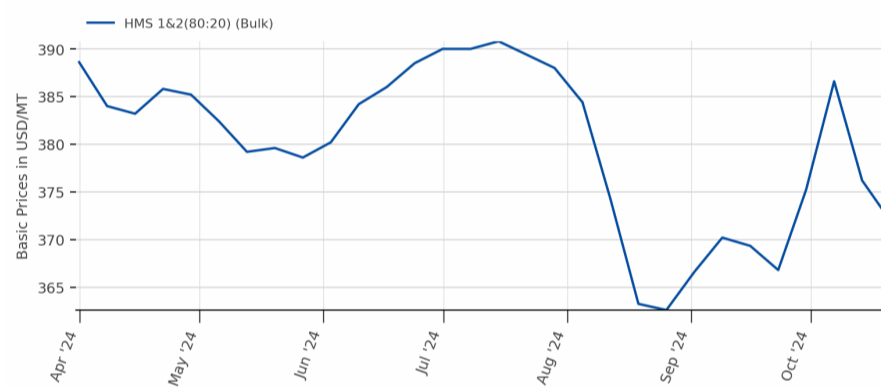
Weekly Assessment,, *Tender Prices in export

Ship Breaking (Global)

Global prices (in USD/MT)							
CNF Bangladesh	Containers	-	15 Oct 10.53 IST	\$490	0	-20	-50
	Tanker	-	15 Oct 10.53 IST	\$480	0	-20	-50
CNF India	Containers	-	15 Oct 10.53 IST	\$510	0	+10	-20
	Tanker	-	15 Oct 10.53 IST	\$500	0	+10	-20
CNF Pakistan	Containers	-	15 Oct 10.53 IST	\$500	0	+10	-20
	Tanker	-	15 Oct 10.53 IST	\$490	0	+10	-20
CNF Turkey	Containers	-	15 Oct 10.53 IST	\$350	0	+20	-30
	Tanker	-	15 Oct 10.53 IST	\$340	0	+20	-30

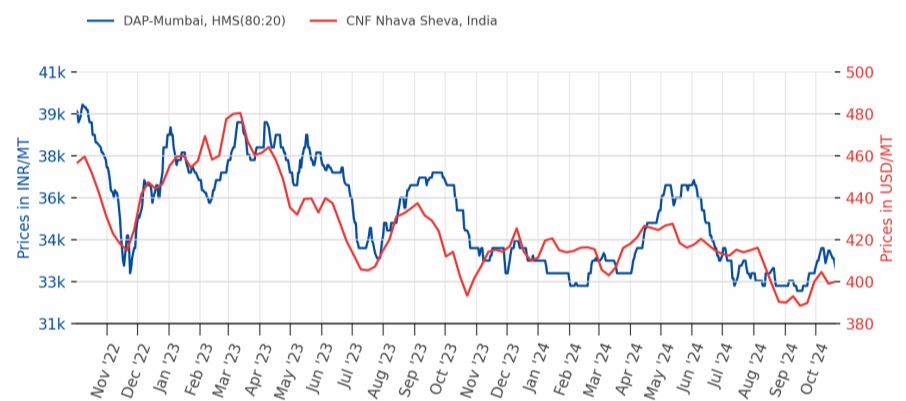
Note:- W-O-W: Week On Week, 1M: Change over last month, 3M: Change over last 3 months

Melting Scrap, CNF Turkey



Source:BigMint

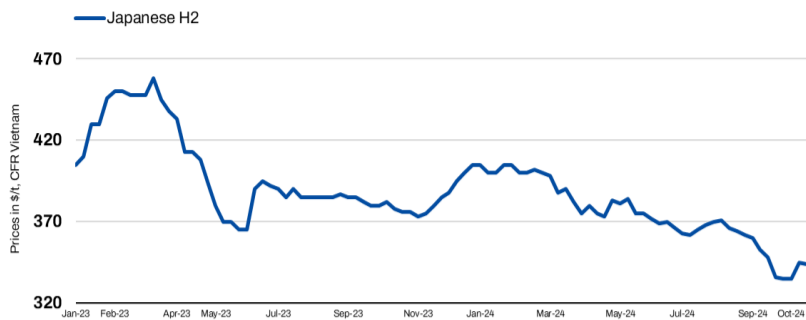
Melting Scrap DAP Mumbai/CNF India



Source:BigMint



Vietnam: Imported bulk scrap prices



Source: BigMint

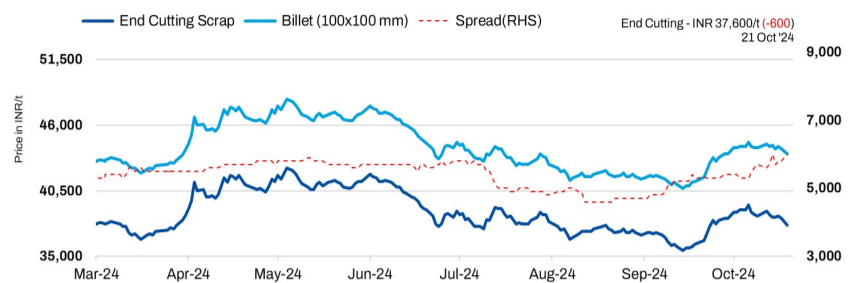
Vietnam: Imported bulk scrap offers soften w-o-w amid moderate demand

2024-10-21

[READ MORE](#)



India: Melting scrap index DAP-Mandi Gobindgarh (End Cutting vs Billet)



Source: BigMint

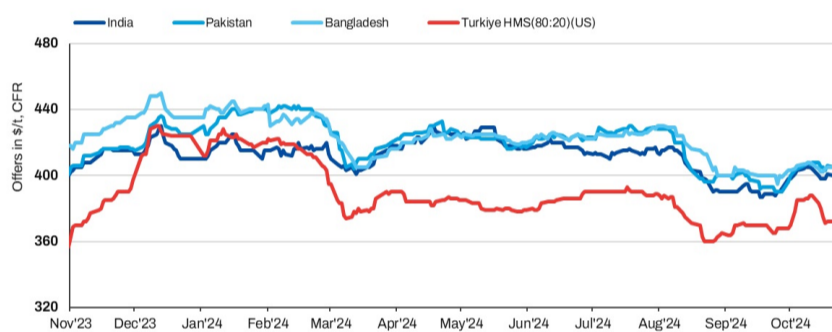
India: BigMint's ferrous scrap index declines by INR 600/t amid muted steel market-21 Oct

2024-10-21

[READ MORE](#)



South Asia: Imported shredded scrap offers from UK/Europe



Source: BigMint

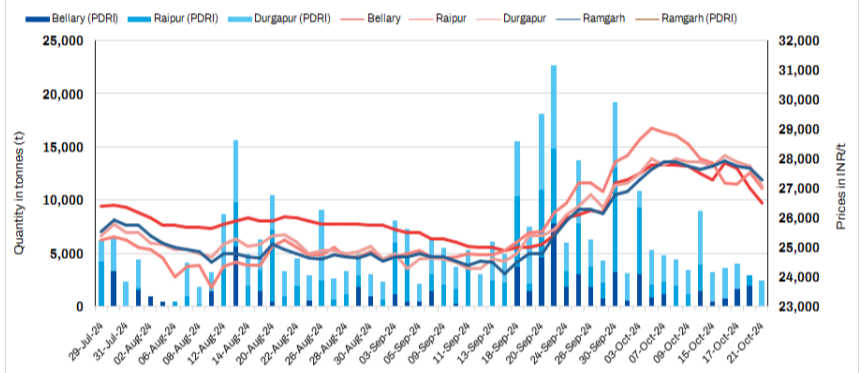
South Asia: Imported ferrous scrap demand remains sluggish across key markets

2024-10-21

[READ MORE](#)



India Sponge iron price & Trade volume



Source: BigMint Research

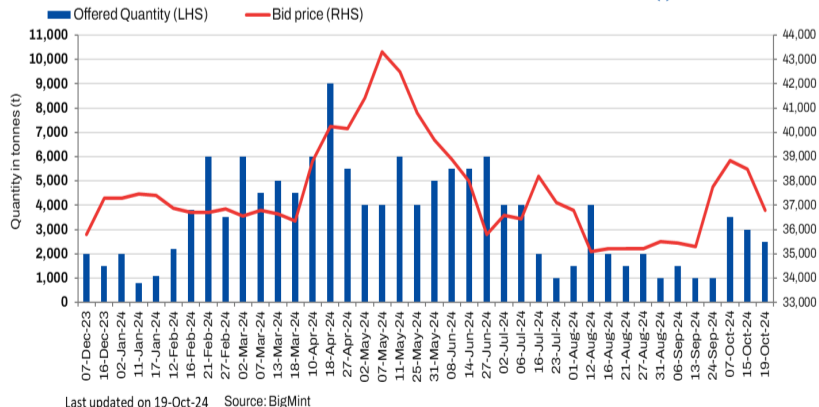
India: Sponge iron prices fall d-o-d - 21 Oct

2024-10-21

[READ MORE](#)



SAIL RSP pig iron auction summary



Last updated on 19-Oct-24 Source: BigMint

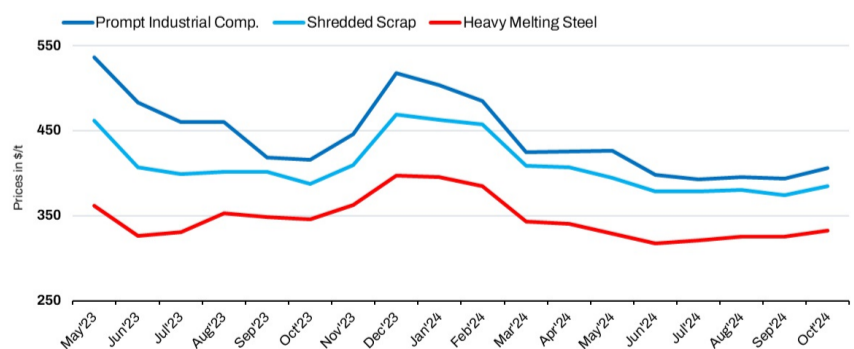
India: Buyers book entire quantity in SAIL-RSP's pig iron auction

2024-10-21

[READ MORE](#)



RMDAS: Total US regional spot market prices



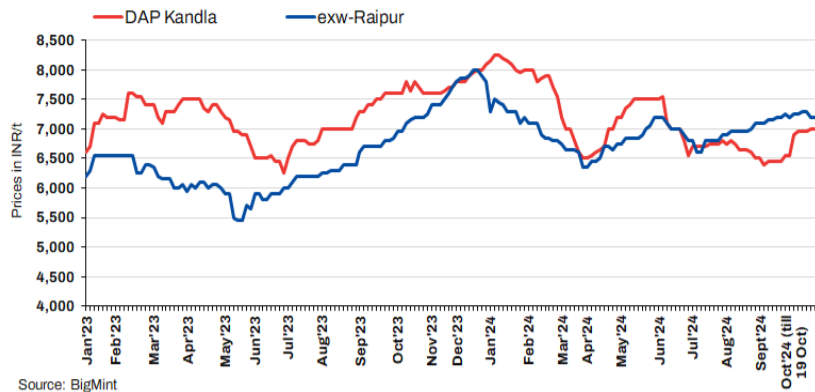
Source: RMDAS | Maintained by BigMint

US: RMDAS ferrous scrap index witnesses uptrend in Oct'24

2024-10-21

[READ MORE](#)

India: Domestic mill-scale prices



Source: BigMint

India: Mill scale prices remain stable in major markets

2024-10-19

[READ MORE](#)



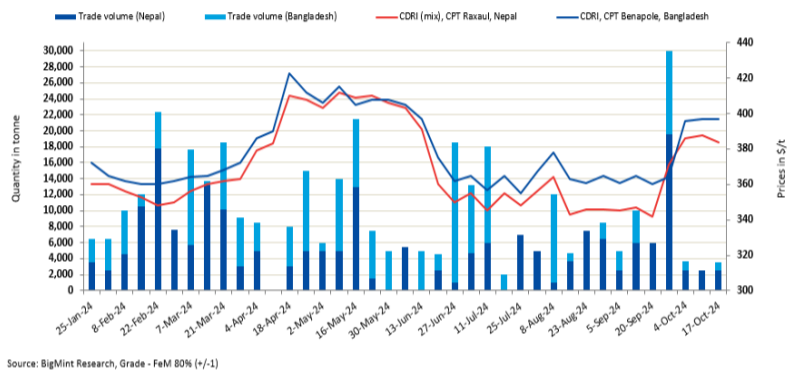
Indian imported bulk ferrous scrap deal updates

Indian steel mills resume bulk scrap buying

2024-10-18

[READ MORE](#)

India: Sponge iron Export Trade Vs Prices



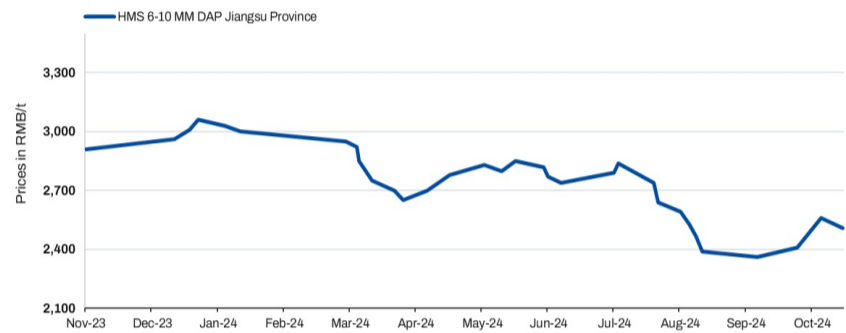
Source: BigMint Research, Grade - FeM 80% (+/-1)

India: Sponge iron export offers edge down by \$4/t W-O-W

2024-10-18

[READ MORE](#)

China: Shagang Steel scrap purchase price trend



Source: BigMint

China: Shagang Steel reduces ferrous scrap procurement prices by \$7/t

2024-10-18

[READ MORE](#)

South Korea: Steel mills scrap purchase price update

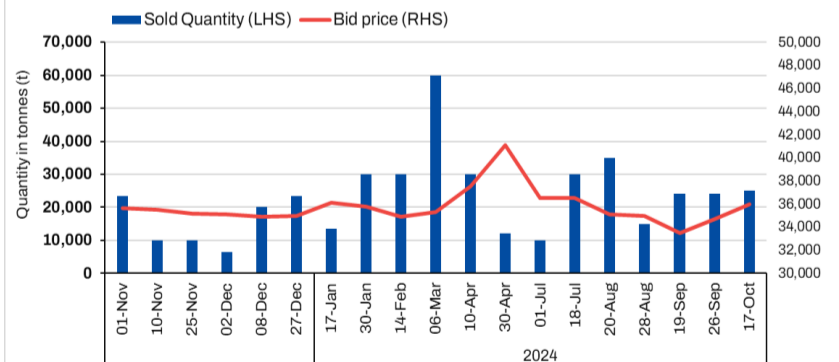


South Korea: Leading mills cut scrap procurement prices by \$7/t

2024-10-18

[READ MORE](#)

India: NMDC Pig Iron auction summary



Source: BigMint

India: NMDC Nagarnar's pig iron auction witnesses active bidding

2024-10-17

[READ MORE](#)

Steel

Ingots/Billet (India)

Region	Particular	INGOT				BILLET			
		Price	Change	W-O-W	1M	Price	Change	W-O-W	1M
Indian prices (in INR/MT) As on 21 Oct 2024									
North India	Ghaziabad	42,500	-400	-1,100	+2,000	-	-	-	-
North India	Ludhiana	44,200	-200	-800	+1,300	-	-	-	-
North India	Mandi Gobindgarh	43,550	-450	-850	+1,900	43,550	-450	-850	+1,850
North India	Muzaffarnagar	42,400	-400	-1,100	+2,000	-	-	-	-
East India	Rourkela	39,000	-700	-1,450	+2,000	39,500	-750	-1,400	+2,000
Central India	Raigarh	39,600	-400	-1,000	+1,200	39,850	-400	-1,100	+1,050
Central India	Raipur	39,850	-650	-1,450	+1,000	40,100	-750	-1,500	+1,000
West India	Ahmedabad	41,200	-600	-1,600	+200	42,300	-700	-1,600	+500
West India	Jaipur	41,800	-600	-1,200	+1,400	-	-	-	-
West India	Mumbai	42,100	-400	-1,400	+1,500	42,600	-400	-1,500	+1,500
East India	Durgapur	-	-	-	-	40,050	-700	-1,250	+1,450
East India	Kolkata	-	-	-	-	40,750	-700	-1,250	+1,450
West India	Bhavnagar	-	-	-	-	41,800	-700	-1,700	+400
West India	Goa	-	-	-	-	41,500	-2,000	-2,500	+1,000
West India	Jalna	-	-	-	-	42,800	-500	-1,000	+1,500
South India	Chennai	-	-	-	-	43,500	-800	-1,500	+1,500
South India	HINDPUR	-	-	-	-	42,700	-800	-1,100	+1,500
South India	Hyderabad	-	-	-	-	41,000	-1,000	-1,500	+1,000
Eastern India	Ramgarh	-	-	-	-	40,250	-750	-1,150	+1,850

All prices are basic, GST @ 18% extra. Ingot - 3.5" x 4.5", Commercial Grade, Billet - 100*100

Rebar (India)

Particular/Delivery	Size/Grade	Delivery	As On	Price	PRICE @ 18% GST	Change	1M	3M
Indian prices (in INR/MT)								
Exy-Delhi/NCR	12-32mm, BF Route, IS 1786 Fe 550D	Ex-Yard	18 Oct 17.32 IST	54,900	64,800	+400	+4,200	+2,800
	12-32mm, BF Route, IS 1786 Fe 500D	Ex-Yard	18 Oct 17.32 IST	54,900	64,800	+400	+4,200	+2,800
Exy-Durgapur	12-32mm BF Route, IS 1786 Fe 550D	Ex-Yard	18 Oct 17.32 IST	53,400	63,000	+300	+5,100	+1,000
	12-32mm BF Route, IS 1786 Fe 500D	Ex-Yard	18 Oct 17.32 IST	53,400	63,000	+300	+5,100	+1,000
Exy-Ahmedabad	12-32mm BF Route, IS 1786 Fe 500D	Ex-Yard	18 Oct 17.32 IST	54,400	64,200	+800	+3,900	+2,100
	12-32mm BF Route, IS 1786 Fe 550D	Ex-Yard	18 Oct 17.32 IST	54,400	64,200	+800	+3,900	+2,100
Exy-Mumbai	12-32mm, BF Route, IS 1786 Fe 500D	Ex-Yard	18 Oct 17.32 IST	54,500	64,300	+900	+4,500	+2,800
	12-32mm, BF Route, IS 1786 Fe 550D	Ex-Yard	18 Oct 17.32 IST	54,500	64,300	+900	+4,500	+2,800
Exy-Bangalore	12-32mm, BF Route, IS 1786 Fe 500D	Ex-Yard	18 Oct 17.32 IST	54,600	64,400	+400	+3,000	+1,900
	12-32mm, BF Route, IS 1786 Fe 550D	Ex-Yard	18 Oct 17.32 IST	54,600	64,400	+400	+3,000	+1,900
Exy-Chennai	12-32mm, BF Route, IS 1786 Fe 500D	Ex-Yard	18 Oct 17.32 IST	54,600	64,400	+300	+2,400	+2,100
	12-32mm, BF Route, IS 1786 Fe 550D	Ex-Yard	18 Oct 17.32 IST	54,600	64,400	+300	+2,400	+2,100
Exy-Hyderabad	12-32mm, BF Route, IS 1786 Fe 500D	Ex-Yard	18 Oct 17.32 IST	54,200	64,000	+300	+4,100	+2,300
	12-32mm, BF Route, IS 1786 Fe 550D	Ex-Yard	18 Oct 17.32 IST	54,200	64,000	+300	+4,100	+2,300
Indian prices (in INR/MT)								
Ex-Delhi/NCR	12-25mm, IF Route, Fe 500, IS 1786	Ex-Works	21 Oct 17.49 IST	47,900	56,500	-500	+2,800	+1,200
Ex-Jaipur	12-25mm IF route, Fe 500, IS 1786	Ex-Works	21 Oct 17.49 IST	45,900	54,200	-300	+1,700	+500
Ex-Mandi Gobindgarh	12-25mm, IF Route, Fe 500, IS 1786	Ex-Works	21 Oct 17.49 IST	48,600	57,300	-100	+2,200	+1,000
Ex-Muzaffarnagar	12-25mm, IF Route, Fe 500, IS 1786	Ex-Works	21 Oct 13.53 IST	46,800	55,200	-500	+3,000	+1,400
Ex-Durgapur	12-25mm, IF Route, Fe 500D, IS 1786	Ex-Works	21 Oct 17.49 IST	46,000	54,300	-300	+2,400	+1,900
	12-25mm, IF Route, Fe 500, IS 1786	Ex-Works	21 Oct 17.49 IST	43,900	51,800	-300	+2,400	+1,900
Ex-Rourkela	12-25mm, IF Route, Fe 500D, IS 1786	Ex-Works	21 Oct 13.53 IST	49,500	58,400	0	+2,500	+1,700
	12-25mm, IF Route, Fe 500, IS 1786	Ex-Works	21 Oct 13.53 IST	44,200	52,200	-300	+2,500	+2,700
Ex-Raigarh	12-25mm, IF Route, Fe 500, IS 1786	Ex-Works	21 Oct 13.53 IST	43,000	50,700	-500	+300	+1,500
Ex-Raipur	12-25mm, IF Route, Fe 500, IS 1786	Ex-Works	21 Oct 17.49 IST	43,400	51,200	-600	+500	+1,700
	12-25mm, IF Route, Fe 500D, IS 1786	Ex-Works	21 Oct 13.53 IST	47,300	55,800	-200	+1,800	+2,800
Ex-Ahmedabad	12-25mm, IF Route, Fe 500, IS 1786	FOR	21 Oct 17.49 IST	46,500	54,900	-500	+1,200	+300

Ex-Goa	12-25mm, IF Route, Fe 500, IS 1786	Ex-Works	21 Oct 13.53 IST	48,500	57,200	-100	+1,200	+1,500
Ex-Jalna	12-25mm, IF Route, Fe 500, IS 1786	Ex-Works	21 Oct 13.53 IST	48,500	57,200	-400	+2,100	+3,700
Ex-Mumbai	12-25mm, IF Route, Fe 500, IS 1786	Ex-Works	21 Oct 13.53 IST	48,500	57,200	+300	+2,800	+4,100
Ex-Bangalore	12-25mm, IF Route, Fe 550, IS 1786	Ex-Works	21 Oct 17.49 IST	49,000	57,800	-300	+2,600	+2,900
	12-25mm, IF Route, Fe 550D, IS 1786	Ex-Works	21 Oct 13.53 IST	52,800	62,300	0	+3,600	+3,500
Ex-Chennai	12-25mm, IF Route, Fe 500, IS 1786	Ex-Works	21 Oct 13.53 IST	47,500	56,100	-300	+1,300	0
Ex-Hyderabad	12-25mm, IF Route, Fe 500, IS 1786	Ex-Works	21 Oct 13.53 IST	45,500	53,700	0	+1,200	+2,000
Ex-Patna	12-25mm IF route, Fe 500, IS 1786	Ex-Works	21 Oct 13.53 IST	44,000	51,900	-300	+1,100	+400

Structure (Medium & Small Scale Producers) (India)

Region/Zone	Particular	40 ANGLE	Change	1M	75 CHANNEL	Change	1M	200 BEAM	Change	1M
Indian prices (in INR/MT)										
North India	Ghaziabad	-	-	-	-	-	-	50,900	-500	+2,200
East India	Durgapur	45,700	-200	+2,000	45,700	-200	+2,000	46,450	-200	+2,000
Central India	Raipur	-	-	-	45,600	-300	+1,200	-	-	-
West India	Ahmedabad	47,700	-400	+1,700	47,700	-400	+1,700	-	-	-
West India	Mumbai	50,600	+100	+2,400	51,400	+100	+2,400	-	-	-
South India	Hyderabad	48,000	-500	+1,300	47,600	-500	+1,300	-	-	-

Indian Structure price assessment frequency has been increased from weekly to daily basis, All prices are basic, Commercial Grade, Basic Price GST @ 18% extra

Wire Rod (India)

Particular	Size/Grade	Raipur	Change	W-O-W	Durgapur	Change	W-O-W
Indian prices (in INR/MT)							
SWRY 14 LC Gr 3, Induction route	5.5 mm	43,900	-600	-1,700	43,600	-500	-1,500
HB Wire, Induction route	12 Gauge	46,200	-600	-1,700	46,100	-500	-1,500
GI Wire, Induction route	12 Gauge	50,100	-500	-1,800	53,600	-500	-1,500
Barbed Wire, Induction route	12*12 Gauge	52,100	-500	-1,800	56,600	-500	-1,500
Binding Wire, Induction route	20 Gauge	52,300	-400	-1,700	52,400	-500	-1,500

Daily Assessment, Commercial Grade, Basic Price GST @ 18% extra

HRC (India)

Particular/Delivery	Size/Grade	Delivery	As On	Price	Change	1M	3M
Indian prices (in INR/MT)							
Delhi	2.5-8mm / CTL, IS2062, Gr E250 Br.	Ex-stockyard	18 Oct 17.58 IST	48,500	0	+1,450	-3,000
	2.5-8mm / CTL, IS2062, Gr E350 Br.	Ex-stockyard	18 Oct 17.58 IST	51,500	0	+1,000	-3,000
Faridabad	2.5-8mm / CTL, IS2062, Gr E250 Br.	Ex-stockyard	18 Oct 17.58 IST	48,500	0	+1,200	-3,000
	1.8mm / CTL, IS2062, Gr E250 Br.	Ex-stockyard	18 Oct 17.58 IST	50,000	0	+950	-3,000
Ludhiana	2.5-8mm / CTL, IS2062, Gr E250 Br.	Ex-stockyard	18 Oct 17.58 IST	49,300	-200	+1,450	-3,500
Kolkata	2.5-8mm / CTL, IS2062, Gr E250 Br.	Ex-stockyard	18 Oct 17.58 IST	46,600	0	+200	-4,200
Ahmedabad	2.5-8mm / CTL, IS2062, Gr E250 Br.	Ex-stockyard	18 Oct 17.58 IST	49,400	-100	+50	-3,400
	1.8mm / CTL, IS2062, Gr E250 Br.	Ex-stockyard	18 Oct 17.58 IST	50,000	-100	+1,400	-3,000
Mumbai	2.5-8mm / CTL, IS2062, Gr E250 Br.	Ex-stockyard	18 Oct 17.58 IST	48,500	-100	+1,400	-3,000
	2.5-8mm / CTL, IS2062, Gr E350 Br.	Ex-stockyard	18 Oct 17.58 IST	51,500	-100	+1,400	-2,900
Bangalore	2.5-8mm / CTL, IS2062, Gr E250 Br.	Ex-stockyard	18 Oct 17.58 IST	51,500	0	+500	-2,850
Chennai	2.5-8mm / CTL, IS2062, Gr E250 Br.	Ex-stockyard	18 Oct 17.58 IST	49,900	-200	+950	-2,850
	1.8mm / CTL, IS2062, Gr E250 Br.	Ex-stockyard	18 Oct 17.58 IST	51,800	-300	+1,000	-2,500
Hyderabad	2.5-8mm / CTL, IS2062, Gr E250 Br.	Ex-stockyard	18 Oct 17.58 IST	48,300	-100	+500	-3,950

Weekly Assessment, Commercial Grade, *Basic Price GST @ 18% extra.,

CRC (India)

Particular/Delivery	Size/Grade	Delivery	As On	Price	Change	1M	3M
Indian prices (in INR/MT)							
Delhi	0.90mm / CTL, IS 513, CR1	Ex-stockyard	18 Oct 18.10 IST	56,500	0	+350	-2,750
Faridabad	0.5mm / CTL, IS 513, CR1	Ex-stockyard	18 Oct 18.10 IST	57,700	+300	-150	-2,800
	0.90mm / CTL, IS 513, CR1	Ex-stockyard	18 Oct 18.10 IST	56,200	+300	-150	-2,800
Ludhiana	0.90mm / CTL, IS 513, CR1	Ex-stockyard	18 Oct 18.10 IST	55,900	-100	+200	-3,600
Kolkata	0.90mm / CTL, IS 513, CR1	Ex-stockyard	18 Oct 18.10 IST	53,000	0	+800	-4,200
Ahmedabad	0.90mm / CTL, IS 513, CR1	Ex-stockyard	18 Oct 18.10 IST	56,500	-500	+50	-3,300

Mumbai	0.90mm / CTL, IS 513, CR1	Ex-stockyard	18 Oct 18.10 IST	55,800	-100	-100	-3,350
	0.5mm / CTL, IS 513, CR1	Ex-stockyard	18 Oct 18.10 IST	57,300	-100	-100	-3,150
Bangalore	0.9mm / CTL, IS 513, CR1	Ex-stockyard	18 Oct 18.10 IST	58,500	0	-1,100	-4,500
Chennai	0.90mm / CTL, IS 513, CR1	Ex-stockyard	18 Oct 18.10 IST	59,100	0	-900	-2,950
	0.5mm / CTL, IS 513, CR1	Ex-stockyard	18 Oct 18.10 IST	60,600	0	-1,100	-2,950
Hyderabad	0.90mm / CTL, IS 513, CR1	Ex-stockyard	18 Oct 18.10 IST	56,800	-200	-500	-4,450

Weekly Assessment, Commercial Grade, *Basic Price GST @ 18% extra.,

HR Plate (India)

Particular/Delivery	Size/Grade	Delivery	As On	Price	Change	1M	3M
Indian prices (in INR/MT)							
Delhi	60-100mm, Gr E350 Br.	Ex-stockyard	16 Oct 18.12 IST	61,100	+600	+1,800	-3,200
	5-10mm, Gr E350 Br.	Ex-stockyard	16 Oct 18.12 IST	52,500	0	+200	-2,800
	20-40mm, Gr E350 Br.	Ex-stockyard	16 Oct 18.12 IST	57,200	+500	+1,300	-3,000
	60-100mm, Gr E250 Br.	Ex-stockyard	16 Oct 18.12 IST	57,600	+600	+1,800	-3,200
	5-10mm, Gr E250 Br.	Ex-stockyard	16 Oct 18.12 IST	49,000	0	+500	-2,800
	20-40mm, Gr E250 Br.	Ex-stockyard	16 Oct 18.12 IST	53,700	+500	+1,300	-3,200
Mumbai	60-100mm, Gr E350 Br.	Ex-stockyard	16 Oct 18.12 IST	61,200	+500	NA	-3,000
	5-10mm, Gr E350 Br.	Ex-stockyard	16 Oct 18.12 IST	52,700	0	NA	-3,600
	20-40mm, Gr E350 Br.	Ex-stockyard	16 Oct 18.12 IST	57,200	+100	NA	-2,900
	60-100mm, Gr E250 Br.	Ex-stockyard	16 Oct 18.12 IST	57,700	0	NA	-3,100
	5-10mm, Gr E250 Br.	Ex-stockyard	16 Oct 18.12 IST	49,200	0	NA	-3,500
	20-40mm, Gr E250 Br.	Ex-stockyard	16 Oct 18.12 IST	54,000	0	NA	-2,800

Weekly Assessment, Commercial Grade, Basic Price GST @ 18% extra

GP (India)

Indian prices (in INR/MT)							
Delhi	0.7mm / CTL, 120 GSM, IS277	Ex-stockyard	17 Oct 18.14 IST	58,100	+100	+400	-5,300
	0.6mm / CTL, 120 GSM, IS277	Ex-stockyard	17 Oct 18.14 IST	59,300	0	+300	-5,700
Mumbai	0.8mm / CTL, 120 GSM, IS277	Ex-stockyard	17 Oct 18.14 IST	57,500	-100	-800	-5,600
	0.6mm / CTL, 120 GSM, IS277	Ex-stockyard	17 Oct 18.14 IST	58,500	0	-1,300	-6,100
Chennai	0.8-1.6mm / CTL, 120gsm, IS277	Ex-stockyard	17 Oct 18.14 IST	61,300	0	-100	-4,700
	0.6mm / CTL, 120 GSM, IS277	Ex-stockyard	17 Oct 18.14 IST	62,800	0	-200	-4,700
Hyderabad	0.8mm / CTL, 120 GSM, IS277	Ex-stockyard	17 Oct 18.14 IST	60,800	0	-200	-5,900
	0.6mm / CTL, 120 GSM, IS277	Ex-stockyard	17 Oct 18.14 IST	62,300	0	-200	-5,900

PPGI (India)

Particular/Delivery	Size/Grade	Delivery	As On	Price	Change	1M	3M
Indian prices (in INR/MT)							
Delhi	0.5mm / CTL, 90 GSM, IS14246	Ex-stockyard	17 Oct 18.15 IST	67,000	0	-500	-5,700
Mumbai	0.5mm / CTL, 90 GSM, IS14246	Ex-stockyard	17 Oct 18.15 IST	66,700	+200	-300	-5,000

MS Pipes (India)

Indian prices (in INR/MT)							
Ex-Raipur	41-60 OD (Patra Based)	Ex-works	21 Oct 15.58 IST	42,400	-400	+700	-300
Ex-Mandi Gobindgarh	41-60 OD (Patra Based)	Ex-works	21 Oct 15.58 IST	45,200	-300	+1,600	-900
Exy-Delhi	2.2-6mm, IS 1239, IS 1161 (HR Coil Based)	Ex-Yard	16 Oct 17.33 IST	52,000	0	-500	-5,500
Exy-Raipur	2.2-6mm, IS 1239, IS 1161 (HR Coil Based)	Ex-Yard	16 Oct 17.33 IST	51,000	0	0	-6,000
Exy-Mumbai	2.2-6mm, IS 1239, IS 1161 (HR Coil Based)	Ex-Yard	16 Oct 17.33 IST	51,000	0	0	-5,500
Exy-Pune	2.2-6mm, IS 1239, IS 1161 (HR Coil Based)	Ex-Yard	16 Oct 17.33 IST	51,000	0	0	-5,500
Exy-Bangalore	2.2-6mm, IS 1239, IS 1161 (HR Coil Based)	Ex-Yard	16 Oct 17.33 IST	52,000	0	-500	-5,000
Exy-Hyderabad	2.2-6mm, IS 1239, IS 1161 (HR Coil Based)	Ex-Yard	16 Oct 17.33 IST	52,000	0	0	-5,000

Billet (Global)

Particular/Delivery	Size/Grade	Delivery	As On	Price	Change	1M	3M
Global prices (in USD/MT)							
FOB India	150*150, 3SP/4SP	-	04 Oct 19.13 IST	\$470	+5	0	-20
FOB Iran	130*130, 3SP	-	18 Oct 18.40 IST	\$466	0	+6.5	-12
FOB Russia	130*130, 3SP	-	18 Oct 18.40 IST	\$482	0	+22	-13
CNF Nepal	100*100, IS 2831 (IF Grade)	-	18 Oct 18.36 IST	\$514	-1	+35.5	+24
CNF Philippines	150*150, 3SP	-	18 Oct 18.36 IST	\$485	-10	+25	-5
CNF Turkey	120*120	-	18 Oct 18.36 IST	\$502	0	+27	-10.5

Weekly Assessment

Rebar (Global)

Particular/Delivery	Size/Grade	Delivery	As On	Price	Change	1M	3M
Global prices (in USD/MT)							
FOB Turkey	12-32mm, Commercial	-	18 Oct 12.45 IST	\$615	-5	+27	+35

Wire Rod (Global)

Particular/Delivery	Size/Grade	Delivery	As On	Price	Change	1M	3M
Global prices (in USD/MT)							
CNF Nepal	5.5-6.0mm, Commercial Grade	-	19 Oct 14.02 IST	\$560	+5	+35	+30
	6-8 mm, ASTM A510 SAE 1008	-	19 Oct 14.02 IST	\$605	0	+25	+20

HRC (Global)

Particular/Delivery	Size/Grade	Delivery	As On	Price	Change	1M	3M
Global prices (in USD/MT)							
CNF Bangladesh	2mm, SAE 1006 (China origin)	-	15 Oct 18.41 IST	\$580	0	+65	+35
CNF Dubai	2mm, SAE1006 (India origin), SAE1006	-	15 Oct 18.41 IST	\$575	+35	NA	NA
CNF Europe	3-4mm, S235JR	-	15 Oct 18.41 IST	\$545	0	+30	-10
	3mm+, S275	-	15 Oct 18.41 IST	\$595	-8	-8	-55
CNF India	2-12 mm, SS400 (China Origin)	-	15 Oct 18.41 IST	\$555	0	+65	+15
	3mm, SS400 (South Korea Origin)	-	08 Oct 18.44 IST	\$530	0	0	NA
CNF Nepal	2mm, SAE1006 (India origin), SAE1006	-	15 Oct 18.41 IST	\$545	0	+5	-55
CNF Pakistan	2mm, SS400 (China origin), SS400	-	15 Oct 18.41 IST	\$540	0	+55	+10
	2mm, SS400 (Japan origin), SS400	-	08 Oct 18.44 IST	\$520	+10	+10	NA
CNF UAE	2mm, SAE1006 (China Origin)	-	15 Oct 18.41 IST	\$555	-15	+56	+5
	2 mm, SAE 1006 (Formosa, skin pass)	-	08 Oct 16.19 IST	\$550	+33	+33	NA
CNF Vietnam	2-20mm, SAE 1006 (India Origin)	-	09 Apr 18.25 IST	\$567	0	NA	NA
	2-3mm, SAE 1006 (China Origin)	-	15 Oct 18.41 IST	\$555	0	+80	+30
	Thickness - 2-6 mm, Width - 1.1-1.3m	-	03 Oct 10.47 IST	\$550	+35	NA	NA
FOB Black Sea	3mm, SAE1006	-	15 Oct 18.45 IST	\$500	-5	+30	-45
FOB China	3-12mm, SS400	-	15 Oct 18.45 IST	\$525	0	+65	+25
FOB India	2.5 mm, SAE1006	-	23 Apr 18.30 IST	\$560	0	NA	NA
FOB Japan	2mm, SS400	-	08 Oct 18.41 IST	\$495	+10	+10	-45
FOB South Korea	1.6-2.5mm, SAE 1006	-	08 Oct 18.41 IST	\$500	0	0	NA

CRC (Global)

Particular/Delivery	Size/Grade	Delivery	As On	Price	Change	1M	3M
Global prices (in USD/MT)							
FOB China	0.90mm, SPCC	-	16 Oct 18.28 IST	\$590	-10	+70	+30
FOB India	0.9 mm, IS 513 Gr.O	-	16 Oct 18.28 IST	\$640	0	0	-35
FOB Russia	0.90mm, SPCC	-	16 Oct 18.28 IST	\$610	0	+40	-27

HR Plate (Global)

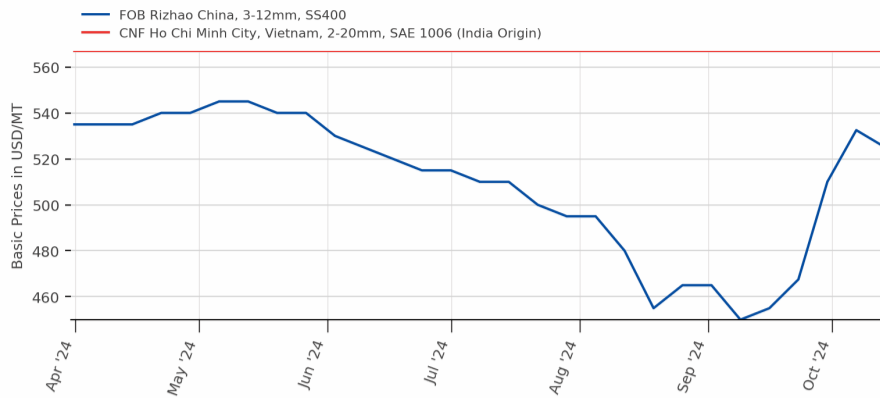
Particular/Delivery	Size/Grade	Delivery	As On	Price	Change	1M	3M
Global prices (in USD/MT)							
FOB China	5-10mm, SS 400	-	16 Oct 18.29 IST	\$535	0	+65	+10

GP (Global)

Particular/Delivery	Size/Grade	Delivery	As On	Price	Change	1M	3M
Global prices (in USD/MT)							
FOB China	DX51D+z80, Width 1,000-1,500 mm, thickness 0.5-2mm	-	17 Oct 18.02 IST	\$625	-5	+40	+10
FOB India	Width 900-1250mm, thickness 0.50mm, DX51D+z80, BS EN 10142:2000	-	17 Oct 18.02 IST	\$745	0	+10	-5

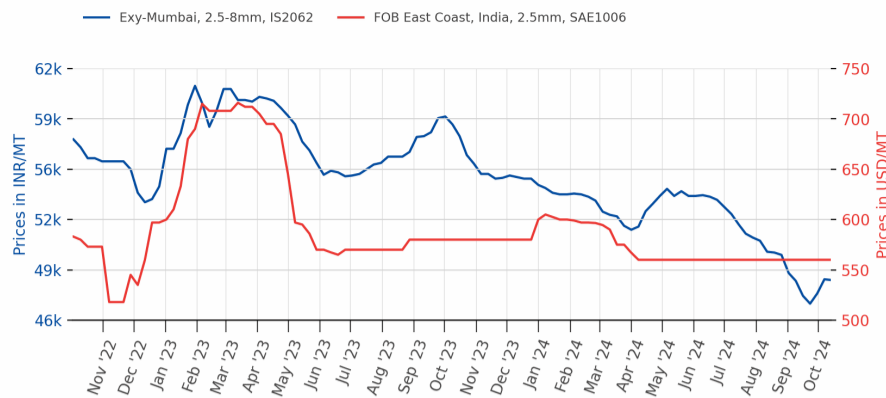
Note:- W-O-W: Week On Week, 1M: Change over last month, 3M: Change over last 3 months

HRC

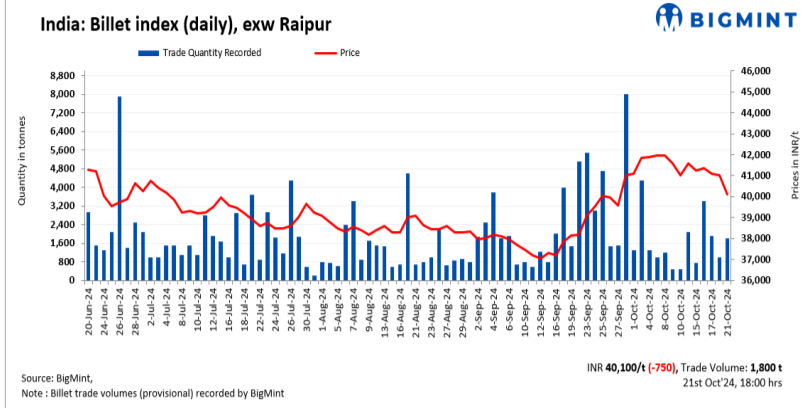


Source:BigMint

Prices of HRC Exy Mumbai/FOB India



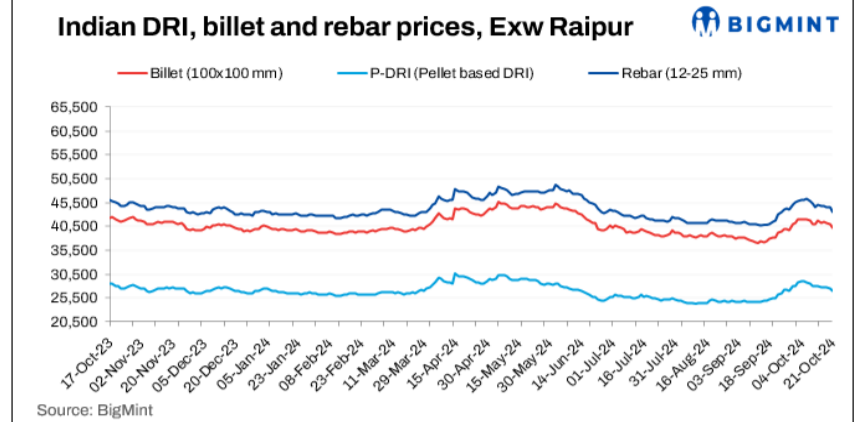
Source:BigMint



India: BigMint's billet index plummets by INR 750/t d-o-d amid weak demand - 21 Oct

2024-10-21

[READ MORE](#)



Indian DRI, billet, and rebar update - 21 Oct

2024-10-21

[READ MORE](#)

Q2 FY'25 financial results of Jindal SAW



India: Jindal SAW posts strong performance in Q2FY'25

2024-10-21

[READ MORE](#)



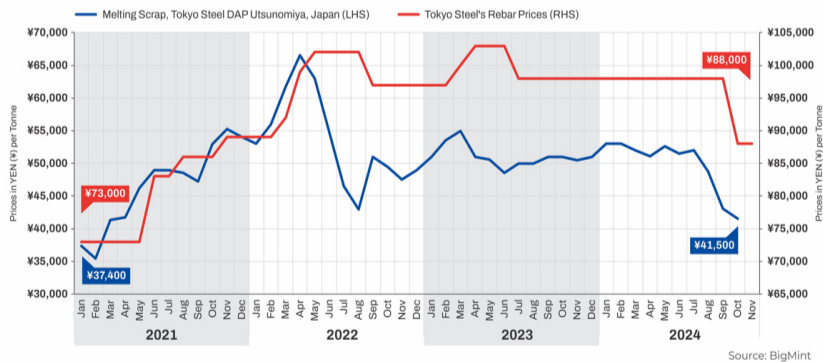
India: Brandwise rebar offers

India's brand-wise rebar offers from BF and IF route mills - 21 Oct

2024-10-21

[READ MORE](#)

Japan: Tokyo steel rebar and scrap price movement (Jan'21-Nov'24)



Japan: Tokyo Steel keeps steel prices stable m-o-m for Nov'24 sales

2024-10-21

[READ MORE](#)

India steel indices table

Indices as on Friday	18-Oct-24	11-Oct-24	4-Oct-24	27-Sep-24	20-Sep-24
India Rebar Index	135.5 (-0.2%)	135.7	135.7 (+4.1%)	130.4 (+3.4%)	126.1 (+0.4%)
India Wire Rod Index	150.1 (-0.3%)	150.6	151.0 (+3.0%)	146.6 (+2.2%)	143.5 (+0.7%)
India Structure Steel Index	137.8 (-0.4%)	138.4	139.0 (+2.8%)	135.2 (+3.0%)	131.2 (+0.3%)
India Steel Long Composite Index	139.2 (-0.3%)	139.6 (-0.1%)	139.7 (+3.6%)	134.9 (+3.0%)	130.9 (+0.5%)
India HRC Index	130.1 (+0.1%)	130.0	129.5 (+2.0%)	127.0 (-0.6%)	127.7 (-1.3%)
India CRC Index	131.8 (-0.1%)	132.0	132.0 (+0.7%)	131.1 (-0.8%)	132.0 (-0.6%)
India GP Index	122.6	122.6	122.3 (+0.1%)	122.1 (-0.7%)	123.0 (-1.3%)
India HR Plate Index	131.2	131.2	130.2 (+0.7%)	130.2 (-1.5%)	132.2 (-1.0%)
India Flat Steel Composite Index	129.2	129.2	128.8 (+1.2%)	127.3 (-0.7%)	128.2 (-1.1%)
India Steel Composite Index	134.3 (-0.1%)	134.5 (+0.1%)	134.4 (+2.4%)	131.2 (-0.7%)	129.6 (-0.3%)

Index Base Year: 03 Jan'20 | Index Base Value: 100 | changes indicated in are on w-o-w basis | Source: BigMint

India steel index in red zone again after 3 weeks. Flats steady, longs dip

2024-10-21

[READ MORE](#)

ADITYA BIRLA



UltraTech

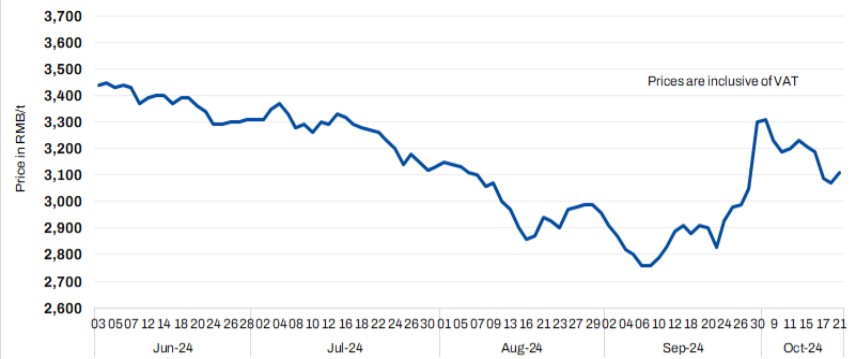
India: UltraTech Cement's sales volume rises 3% y-o-y in Q2FY'25

2024-10-21

[READ MORE](#)

BIGMINT

China Domestic Billet Price



Source: Bigmint

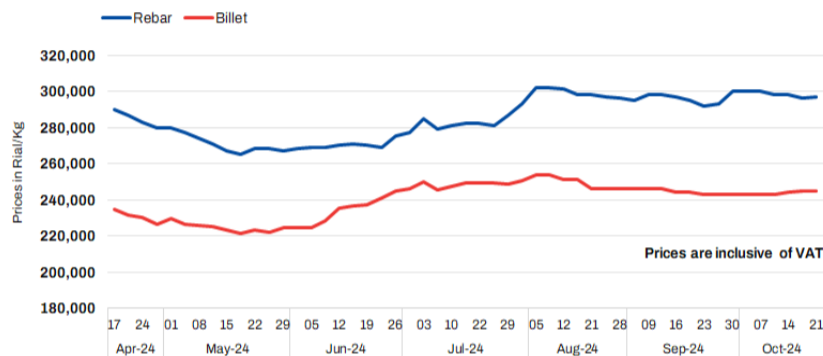
China: Steel billet prices rebound by RMB 40/t (\$6/t) following uptick in rebar futures

2024-10-21

[READ MORE](#)

Iran Domestic Steel Price

BIGMINT



Source: Bigmint

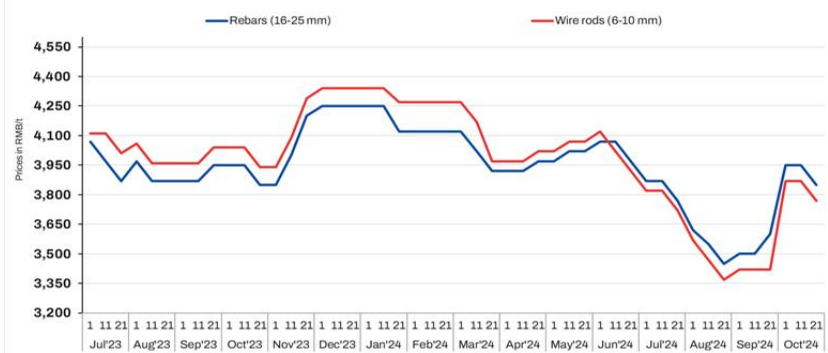
Iran: Gas shortage keeps billet prices stable; rebar market sees uptrend

2024-10-21

[READ MORE](#)

BIGMINT

China: Shagang Steel rebar and wire rod prices



Source: BigMint

China: Shagang Steel reduces long steel prices by \$14/t for late Oct'24

2024-10-21

[READ MORE](#)

Nepal's Domestic Rebar Vs Import Billet Price Trend

BIGMINT



Last assessed on 19/Oct/24

Nepal: Rebar prices rise w-o-w amid higher raw material costs

2024-10-19

[READ MORE](#)

BIGMINT

China Domestic Billet Price



Source: Bigmint

China: Tangshan billet prices drop by RMB 20/t (\$3/t) d-o-d despite rise in futures

2024-10-18

[READ MORE](#)

Ferro Alloy

Manganese Ore (India)

Particular/Delivery	Size/Grade	Delivery	As On	Price	Change	1M	3M
Indian prices (in INR/MT)							
MOIL	6-80 mm, Lumps, Mn 46%	Ex-Mines	01 Oct 15.52 IST	18,032	-4,508	-4,508	NA
	Lumps, Lumps, Mn 44%, Fe 7%	Ex-Mines	01 Oct 15.52 IST	17,249	-4,312	-4,312	NA
	Lumps, Mn 37%, Fe 7.5%	Ex-Mines	01 Oct 15.52 IST	13,517	+643	+643	NA
	6-80 mm, Lumps, Mn 30%	Ex-Mines	01 Oct 15.52 IST	6,638	+316	+316	NA

Weekly Assessment, Prices Ex-Mines Basis Including Royalty

Chrome Ore (India)

Particular/Delivery	Size/Grade	Delivery	As On	Price	Change	1M	3M
Indian prices (in INR/MT)							
Ex-Jajpur (OMC-eAuction)	Friable 54%+	Ex-Mines	18 Oct 12.46 IST	38,854	+843	+843	NA
	Friable 52-54%	Ex-Mines	18 Oct 12.46 IST	34,178	+1,989	+1,989	NA
	Friable 50-52%	Ex-Mines	18 Oct 12.46 IST	29,102	+4,850	NA	NA
	Lumps, Friable 48-50%	Ex-Mines	18 Oct 12.46 IST	28,410	+1,546	+1,546	NA

OMC E-Auction Prices Including Royalty

Silico Manganese (India)

Particular/Delivery	Size/Grade	Delivery	As On	Price	Change	1M	3M
Indian prices (in INR/MT)							
Ex-Durgapur	10-150 mm, LC (Mn 55% min.)	Ex-Works	17 Oct 10.22 IST	88,800	+800	+5,100	+5,800
	10-150 mm, MC (Mn 53% min.)	Ex-Works	17 Oct 10.22 IST	83,300	0	+4,900	+5,600
	10-50 MM, HC 60-14	Ex-Works	21 Oct 18.47 IST	68,100	-600	+1,940	-980
	25-150 mm, HC 60-14	Ex-Works	21 Oct 18.47 IST	67,600	-600	+1,940	-980
Ex-Raipur	25-150 mm, HC 60-14	Ex-Works	21 Oct 18.47 IST	68,400	-200	+1,970	-610
Ex-Vizag	25-150 mm, HC 60-14	Ex-Works	21 Oct 18.47 IST	68,400	-400	+2,300	-80

Weekly Assessment; All Prices are basic; GST @ 18% extra

Ferro Manganese (India)

Particular/Delivery	Size/Grade	Delivery	As On	Price	Change	1M	3M
Indian prices (in INR/MT)							
Ex-Durgapur	10-150 mm, MC (Mn 70% min)	Ex-Works	17 Oct 10.25 IST	98,300	-700	+300	-10,450
	25-150 mm, HC 70%	Ex-Works	21 Oct 18.37 IST	69,300	-1,700	-220	-6,240
Ex-Raipur	25-150 mm, HC 70%	Ex-Works	21 Oct 18.37 IST	69,900	-1,200	+20	-5,340

Weekly Assessment; All Prices are basic; GST @ 18% extra

Ferro Chrome (India)

Particular/Delivery	Size/Grade	Delivery	As On	Price	Change	1M	3M
Indian prices (in INR/MT)							
Ex-Durgapur	10-60 mm, LC 60%	Ex-Works	17 Oct 10.39 IST	211,000	-500	-5,500	-13,200
Ex-Jajpur	10-150mm, HC 60%, Si- 4%	Ex-Works	18 Oct 10.38 IST	110,400	0	+3,300	+2,850
	10-150mm, HC 60%, Si - 2%	Ex-Works	17 Oct 10.39 IST	116,000	0	+2,600	+2,000

Weekly Assessment; All Prices are basic; GST @ 18% extra

Ferro Silicon (India)

Particular/Delivery	Size/Grade	Delivery	As On	Price	Change	1M	3M
Indian prices (in INR/MT)							
Ex-Guwahati	25-150 mm, FeSi 70%	Ex-Works	21 Oct 18.41 IST	108,000	-600	+14,050	+16,500
Ex-Bhutan	25-150 mm, FeSi 70%	Ex-Works	21 Oct 18.41 IST	108,000	0	+12,650	+16,150

Weekly Assessment; All Prices are basic; GST @ 18% extra

Manganese Ore (Global)

Particular/Delivery	Size/Grade	Delivery	As On	Price	Change	1M	3M
Global prices (in USD/MT)							
CNF China	Lumps, Mn 37% (USD/dmtu)	-	19 Oct 11.07 IST	\$3.7/dmtu	0	-0.05	-0.8
	Lumps, Mn 44% (USD/dmtu)	-	19 Oct 11.07 IST	\$3.95/dmtu	+0.05	-0.95	-5.02

CNF India	Lumps, Mn 37%, (South African origin) (USD/dmtu)	-	19 Oct 11.07 IST	\$3.85 /dmtu	0	-0.05	-0.8
	Lumps, Mn 44% (USD/dmtu)	-	19 Oct 11.07 IST	\$4.1 /dmtu	+0.05	-0.95	-5
	Lumps, Mn 46%, (USD/dmtu)	-	19 Oct 11.07 IST	\$4.4 /dmtu	+0.05	-1	-5.3

Weekly Assessment

Chrome Ore (Global)

Global prices (in USD/MT)							
CNF China	Conc 40-42%, S. Africa	-	15 Oct 17.37 IST	\$270	0	-30	-50
	Conc 46-48%, Turkish	-	15 Oct 17.37 IST	\$385	-25	-30	-50

Weekly Assessment

Silico Manganese (Global)

Global prices (in USD/MT)							
FOB India	25-150 mm, HC 60-14	-	21 Oct 18.39 IST	\$841	0	+31.8	+5
	25-150 mm, HC 65-16	-	21 Oct 18.39 IST	\$930	-2	+24.8	-36.8

Weekly Assessment

Ferro Manganese (Global)

Global prices (in USD/MT)							
FOB India	25-150 mm, HC 70%	-	21 Oct 18.40 IST	\$850	-2	-0.6	-89.2
	25-150 mm, HC 75%	-	21 Oct 18.40 IST	\$936	-4	+10	-76.2

Weekly Assessment

Ferro Chrome (Global)

Global prices (in USD/MT)							
CNF China	10-150mm, HC 60% (cents/lb)	-	16 Oct 10.25 IST	¢93 /lb	0	-2	-5
CNF Japan	10-50mm, HC 60% (cents/lb)	-	16 Oct 10.25 IST	¢97 /lb	0	-3	-5.5
CNF South Korea	10-50mm, HC 60% (cents/lb)	-	16 Oct 10.25 IST	¢96 /lb	0	-2	-5

Weekly Assessment

Ferro Silicon (Global)

Global prices (in USD/MT)							
FOB China	10-50 mm, FeSi 75%	-	21 Oct 18.42 IST	\$1,310	0	+45	+10
FOB India	10-50 mm, FeSi 70%	-	21 Oct 18.42 IST	\$1,350	+60	+100	+150

Weekly Assessment

China: Silico manganese (60-14) prices

— Ex-Inner Mongolia

Prices in RMB/t

Source: BigMint

Chinese silico manganese prices edge down by \$13/t on slow trades

2024-10-21

[READ MORE](#)

South32: Manganese ore production

■ FY'22 ■ FY'23 ■ FY'24 ■ FY'25

Quantity in mmt

Source: BigMint

South32's manganese ore production edges down y-o-y in Q1FY'25

2024-10-21 16:52:13

[READ MORE](#)

Non Ferrous

Aluminium (India)

Particular/Delivery	Size/Grade	Delivery	As On	Price	Change	1M	3M
Indian prices (in INR/MT)							
Aluminium Utensil Scrap, Exy-Delhi	Loose	Ex-Yard	21 Oct 17.12 IST	192,000	+ 2,000	+ 7,000	+ 12,000
Aluminium Taint Tabor Scrap, Exy-Delhi	Loose	Ex-Yard	21 Oct 17.12 IST	181,000	+ 1,000	- 3,000	+ 3,000
Aluminium Tense Scrap, Exy-Delhi	Solid (Loose)	Ex-Yard	21 Oct 17.12 IST	172,000	+ 1,000	- 3,000	- 3,000
Aluminium Ingot P1020, Exy-Delhi	Ingot EC Grade 99.70%	Ex-Yard	21 Oct 17.12 IST	252,000	+ 500	+ 6,500	+ 25,500
Aluminium Ingot ADC12, Exw-Delhi NCR	Automobile OEM Approved	Exw-Delhi NCR	08 Oct 16.51 IST	215,000	- 3,000	- 3,000	- 6,000
	Non-OEM	Ex-Works	16 Oct 17.23 IST	203,000	- 3,000	- 4,000	- 7,000
Aluminium Extrusion Scrap, Exy-Delhi	6063 & 6061 (Mix)	Ex-Yard	21 Oct 17.12 IST	194,500	0	- 500	+ 4,500
Aluminium Ingot P1020, Exy-Mumbai	Ingot EC Grade 99.70%	Ex-Yard	21 Oct 17.12 IST	245,000	+ 4,000	+ 4,000	+ 27,000
Aluminium Extrusion Scrap, Exy-Mumbai	6063 (Loose)	Ex-Yard	21 Oct 17.12 IST	207,000	- 2,000	+ 1,000	+ 13,000
Aluminium Utensil Scrap, Exy-Mumbai	Utensil (Loose)	DAP	21 Oct 17.12 IST	198,000	0	+ 4,000	+ 11,000
Aluminium Tense Scrap, Exy-Chennai	Solid (Loose)	Ex-Yard	21 Oct 17.12 IST	173,000	+ 1,000	- 3,000	- 3,000
Aluminium Ingot ADC12, Exw-Chennai	Automobile OEM Approved	Exw-Chennai	08 Oct 16.51 IST	214,000	- 2,000	- 2,000	- 5,000
	Non-OEM	Ex-Works	16 Oct 17.23 IST	205,000	- 3,000	- 4,000	- 7,000

Aluminium (Global)

Particular/Delivery	Size/Grade	Delivery	As On	Price	Change	1M	3M
Global prices (in USD/MT)							
Aluminium Extrusion Scrap, CFR Nhava Sheva, Middle East	6063 (Briquetted)	-	15 Oct 17.23 IST	\$2,380	- 35	+ 20	+ 20
Aluminium Taint Tabor Scrap, CFR Nhava Sheva, Middle East	Briquetted, Clean	-	15 Oct 17.23 IST	\$2,150	- 40	- 10	+ 60
Aluminium Taint Tabor, CFR Nahva Sheva, UK	Cut and sheared 9-10% attachment	-	15 Oct 17.23 IST	\$1,830	+ 40	+ 30	+ 30
Aluminium Taint Tabor, CFR Nahva Sheva, US	HRB, Attachment 3%	-	15 Oct 17.23 IST	\$1,980	- 50	0	+ 50
Aluminium Talk Scrap, CFR Nhava Sheva, Middle East	Solid (Clean)	-	15 Oct 17.23 IST	\$4,830	- 30	+ 110	+ 190
Aluminium Talk, CFR Nahva Sheva, US	Solid (Clean)	-	15 Oct 17.23 IST	\$5,120	- 30	+ 170	+ 300
Aluminium Tense Scrap, CFR Nhava Sheva, Middle East	Attachments 8-9%, Mix	-	15 Oct 17.23 IST	\$1,760	- 20	- 50	- 30
Aluminium Tense, CFR Nahva Sheva, US	Attachments 6-7%	-	15 Oct 17.23 IST	\$1,840	- 50	- 60	- 35
Aluminium Wheel Scrap, CFR Nahva Sheva, UK	Solid (Loose)	-	15 Oct 17.23 IST	\$2,420	- 30	+ 40	+ 160
Aluminium Zorba 95-5, CFR Nhava Sheva, UK	20 mm, Solid (Shredded)	-	15 Oct 17.23 IST	\$2,080	- 20	+ 10	+ 80
Silicon Metal, CFR Mundra, China	Grade 553 Si- 98.5%	-	15 Oct 17.23 IST	\$1,700	- 20	+ 20	- 140

Copper (India)

Particular/Delivery	Size/Grade	Delivery	As On	Price	Change	1M	3M
Indian prices (in INR/MT)							


Copper Secondary CC Wire Rods, Exw-Delhi	8 mm, Cu 99% min	Ex-works	21 Oct 17.26 IST	816,000	-2,000	+8,600	+25,200
Copper Primary CC Wire Rods, Exw-Delhi	8 mm, Cu 99.99%	Ex-works	21 Oct 17.26 IST	850,000	-3,000	-4,000	+32,500
Copper Armature Scrap, Exy-Delhi	Cu 99%	Ex-Yard	21 Oct 17.26 IST	764,000	0	+9,200	+17,400
Copper Primary CC Wire Rods (CCR), Exy-Mumbai	8 mm, Cu 99.99%	Ex-Yard	21 Oct 17.26 IST	870,000	+18,000	+2,000	+58,200
Copper Armature Scrap, Exy-Mumbai	Cu - 98%	DAP	21 Oct 17.26 IST	784,000	+7,000	-6,600	+5,600
Brass Honey Scrap, Exy-Mumbai	Cu 63% Zn 33%	DAP	21 Oct 17.26 IST	513,000	-2,000	-8,000	+10,000

Zinc (India)

Particular/Delivery	Size/Grade	Delivery	As On	Price	Change	1M	3M
Indian prices (in INR/MT)							
Zinc Special High Grade Ingot, Exw-Delhi	Ingot, Zn 99.99%	Ex-works	21 Oct 17.16 IST	295,000	+3,000	+15,200	+34,600
Zinc Special High Grade Ingot, Exy-Mumbai	Ingot, Zn 99.995%	Ex-Yard	21 Oct 17.16 IST	291,000	+4,000	+14,200	+34,800

Lead (India)

Particular/Delivery	Size/Grade	Delivery	As On	Price	Change	1M	3M
Indian prices (in INR/MT)							
Lead Remelted Ingot, Exw-Delhi	Ingot, Pb 99%	Ex-works	21 Oct 17.19 IST	179,000	0	-3,800	-8,400
Lead Primary Ingot, Exw-Delhi	Ingot, Pb 99.99%	Ex-works	21 Oct 17.19 IST	193,000	-3,000	-6,400	-13,800
Lead Primary Ingot, Exy-Mumbai	Ingot, Pb 99.99%	Ex-Yard	21 Oct 17.19 IST	186,000	+2,000	-4,600	-7,400



Non-ferrous updates: 21-10-2024


Commodity	LME 3M (\$/t)	%Change	LME Stocks (t)	%Change	MCX (INR/t)	%Change	SHFE (RMB/t)	%Change
Aluminium	2,612	+2.31%	7,60,350	-0.33%	2,42,000	+1.38%	20,555	-0.75%
Nickel	16,897	-0.64%	1,34,370	+0.04%	14,43,000	-2.00%	1,28,860	-2.16%
Copper	9,625	+1.15%	2,84,200	-1.12%	8,32,000	+1.19%	76,620	-0.13%
Zinc	3,089	+1.21%	2,39,025	-1.15%	2,89,000	+1.56%	24,970	-0.16%
Lead	2,072	+0.14%	1,94,475	0.00	1,83,000	+0.41%	16,645	-0.45%

% Change d-o-d basis | Source: LME, MCX, SHFE

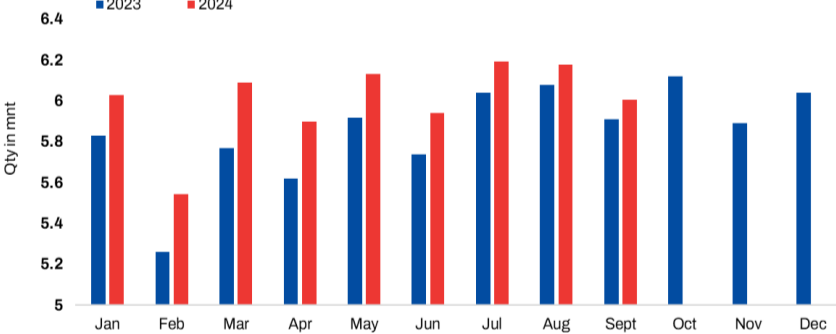
Base metals prices on LME exhibit positive trends; stocks witness mixed movements

2024-10-21

READ MORE



World Primary Aluminium Production



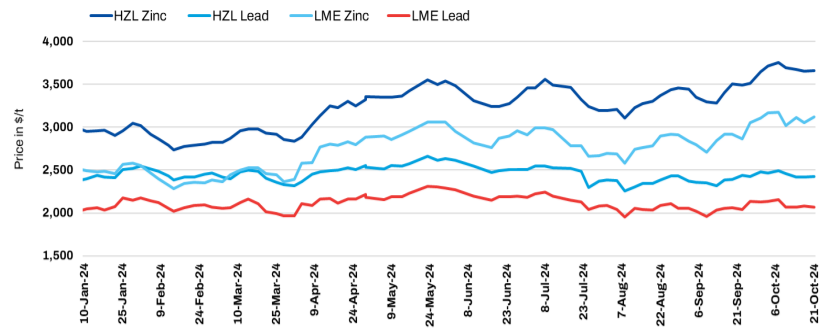
Source: IAI

Global aluminium production drops 3% m-o-m in Sept'24: IAI

2024-10-21 18:51:45

READ MORE

HZL: Zinc and lead ingot prices



Source: HZI | BigMint | IST 15:30 PM

India: Hindustan Zinc raises zinc, lead prices by up to INR 1,000/t (\$12/t)

2024-10-21 16:58:55

[READ MORE](#)

India: BigMint's billet index plummets by INR 750/t d-o-d amid weak demand - 21 Oct

21 Oct 2024

BigMint's billet index further dropped by INR 750/tonne (t) today to INR 40,100/t exw-Raipur on 21 October 2024.

The billet index witnessed a significant decline today, owing to sluggish demand in the steel segment throughout the day. Market participants were cautious, holding off on purchases due to uncertainties regarding the demand for finished steel and low buying activity ahead of the festive holidays. These factors created a ripple effect in the steel market, with the semi-finished segment also seeing less demand d-o-d. Deals of around 1,800 t were recorded today as against 1,000 t on 19 October.

In finished steel, both rebar and wire rod prices decreased by INR 600/t, with limited transactions recorded d-o-d. Additionally, sponge iron offers in Raipur edged down by INR 350/t today.

The conversion spread for sponge iron (PDRI) and billets for standalone furnaces was recorded at INR 13,100/t.

Rationale

This index has been derived based on transactions, offers, bids and indicative price data sets. Transactions are considered as T1 and given a weightage of 50%, whereas other data

sets are considered as T2 and given a weightage of the balance 50%.

- **Transactions (T1)** - Four trades at INR 40,000-40,200/t were recorded during the 2:30 pm to 5:30 pm BigMint trading window and considered for final price calculation as T1 inputs. The average of these transactions was INR 40,094/t, which was given a 50% weightage in the final price calculation.
- **Other price indicators - bids/offers/indicative (T2)** - Nine offers were reported in the trading window and considered as T2 inputs. The average price of these nine was INR 40,066/t and given a 50% weightage in the final price calculation.

The final price of billets exw-Raipur was INR 40,080/t, rounded off to INR 41,080/t exw.

From BigMint Team - While it would be our earnest endeavour, at BigMint, to bring about transparent and unbiased price index reporting, we would request all our readers and subscribers for their feedback and if they could participate in the reporting of more transactions.

For detailed methodology - [click here](#)

India Domestic Raipur Billet Trade Updates - 21 Oct'24



Participant	Industry Type	Trade Type	*Price (INR/t)	Delivery	Time of Deal/Call	Data Set	Outlier
P1	Trader	Offer	40,500	EXW	11:46	T2	Yes
P2	Trader	Offer	40,500	EXW	12:09	T2	Yes
P3	Trader	Indicative	40,800	FOR	12:58	T2	Yes
P4	Trader	Indicative	40,500	EXW	13:08	T2	Yes
P5	Seller	Offer	40,500	EXW	13:12	T2	Yes
P6	Seller	Offer	40,500	EXW	13:15	T2	Yes
P7	Trader	Offer	40,450	EXW	13:17	T2	Yes
P8	Trader	Offer	40,200	EXW	15:11	T2	Yes
P9	Seller	Indicative	40,600	FOR	15:25	T2	Yes
P10	Trader	Indicative	40,250	EXW	16:10	T2	Yes
P11	Seller	Indicative	40,400	EXW	16:23	T2	Yes
P12	Trader	Offer	43,500	EXW	16:43	T2	Yes
P13	Trader	Indicative	40,000	EXW	16:47	T2	No
P14	Seller	Offer	40,000	EXW	16:51	T2	No
P15	Trader	Offer	40,200	FOR	17:01	T2	No
P16	Buyer	Indicative	40,400	FOR	17:25	T2	Yes
P17	Trader	Trade	40,100	FOR	17:25	T1	No
P18	Trader	Trade	40,000	EXW	17:28	T1	No
P19	Trader	Trade	40,100	EXW	17:28	T1	No
P20	Trader	Trade	40,200	EXW	17:28	T1	No

T1 - Trade, T2 - Offer/Bid/Indicative, *Normalised price as per methodology

India Domestic Billet Price Index EXW Raipur

- Credible & Transparent Prices
- Robust Methodology & Rationale
- IOSCO Compliance
- Independent View of the Market
- Enabling Informed Conversations & Negotiations

Global Prices

Global Prices - Region Wise































Commodity	Particular	Grade/Size	Price	Change	W-O-W	1M	3M
China							
<i>Export</i>							
Billet	FOB China	125*125, BF Grade	NA	NA	NA	NA	NA
TMT (Re-Bar)	FOB China	Commerical	NA	NA	NA	NA	NA
Wire Rod	FOB China	5.5mm	NA	NA	NA	NA	NA
HRC	FOB China	2.5mm	\$525	0	-7.5	+65	+25
CRC	FOB China	0.90 mm	\$590	-10	-10	+70	+30
<i>Import</i>							
Iron Ore	CNF China	Lumps Fe 64/63%, South Africa	\$106	+1	0	+14	+3
Iron Ore	CNF China	Fines Fe 62%, Australia	\$101	+1	-5	+10	-1
Pellets	CNF China	6-20mm, BF Grade	\$128	+2	+2	+15	+8
Coking Coal	CNF China	Premium HCC, Australia	NA	NA	NA	NA	NA
Mill Scale	CNF China	70/68%	NA	NA	NA	NA	NA
FeCr	CNF China	HC 60%	¢93/lb	0	0	-2	-5
Mn Ore	CNF China	Mn 46% Lumps, Australia	NA	NA	NA	NA	NA
Mn Ore	CNF China	Mn 38%, South Africa	NA	NA	NA	NA	NA
CIS Nations							
<i>Export</i>							
Billet	FOB Black Sea	125*125, BF Grade	\$482	0	+6	+22	-13
Slabs	FOB Black Sea	Commercial	NA	NA	NA	NA	NA
Pig Iron	FOB Black Sea	Steel Grade	\$358	-2	-2	+6	-49
TMT (Re-Bar)	FOB Black Sea	Commercial	NA	NA	NA	NA	NA
HRC	FOB Black Sea	2.5mm	\$500	-5	-5	+30	-45
CRC	FOB Black Sea	0.90mm	\$610	0	0	+40	-27
Japan/Korea							
<i>Export</i>							
HRC	FOB Korea	2.5mm	\$500	0	0	0	NA
<i>Import</i>							
FeCr	CNF Japan	HC 60%	¢97/lb	0	0	-3	-5.5













Note:- W-O-W: Week On Week, 1M: Change over last month, 3M: Change over last 3 months, All prices are weekly assessment, Iron Ore are daily assessment

Commodity	Particular	Grade/Size	Price	Change	W-O-W	1M	3M
India							
<i>Export</i>							
Iron Ore	FOB India	Fines, Fe 58/57%	\$62	+ 2	- 3	+ 10	+ 5.5
Billet	FOB India	150*150mm	\$470	+ 5	NA	0	- 20
Pig Iron	FOB India	Steel Grade	NA	NA	NA	NA	NA
HRC	FOB India	2.5mm	\$560	0	NA	NA	NA
CRC	FOB India	0.9mm	\$640	0	0	0	- 35
SiMn	FOB India	60/14%	\$841	0	- 3.6	+ 31.8	+ 5
FeMn	FOB India	HC 75%	\$936	- 4	- 8.2	+ 10	- 76.2
FeSi	FOB Bhutan	70-75%	\$1,350	+ 60	+ 60	+ 100	+ 150
<i>Import</i>							
Iron Ore	CNF India	Lumps Fe 64%, South Africa	NA	NA	NA	NA	NA
Scrap	CNF India	HMS 1&2 ,Middle East	NA	NA	NA	NA	NA
Scrap	CNF India	Shredded, Europe	\$400	- 1	+ 1	+ 10.2	- 15
Coking Coal	CNF India	Premium HCC, Australia	\$217	- 3	- 6.8	+ 13.8	- 16
Non-Coking Coal	CNF India	RB2 5500 NAR, South Africa	NA	NA	NA	NA	NA
Met Coke	CNF India	62%, China	NA	NA	NA	NA	NA
Pellets	CNF India	6-20mm, BF Grade	NA	NA	NA	NA	NA
Wire Rod	CNF India	5.5mm, China	NA	NA	NA	NA	NA
HRC	CNF India	2.5mm, China	\$555	0	- 7.5	+ 65	+ 15
HRC	CNF India	2.5mm, Korea	\$530	0	0	0	NA
CRC	CNF India	0.90mm, China	\$610	- 10	- 10	+ 70	+ 30
HR Plate	CNF India	A 36	NA	NA	NA	NA	NA
Mn Ore	CNF India	Mn 38%, South Africa	NA	NA	NA	NA	NA
Europe & US							
<i>Export</i>							
Pig Iron	FOB Brazil	Steel Grade	\$432	0	0	- 5	- 10
<i>Import</i>							
Scrap	CFR Turkey	HMS (80:20), US	\$372	0	- 4.2	+ 5.2	- 16
HRC	CIF Europe	2.5mm	NA	NA	NA	NA	NA
Middle East & Africa							
<i>Export</i>							
Iron Ore	FoB South Africa	Lumps, Fe 64/63%	NA	NA	NA	NA	NA
Non Coking Coal	FoB South Africa	RB2 5500 NAR	NA	NA	NA	NA	NA
<i>Import</i>							
Billet	CNF Dubai	125*125, China	NA	NA	NA	NA	NA
HRC	CNF Dubai	2.5mm, China	\$555	- 15	- 15	+ 56	+ 5

Note:- W-O-W: Week On Week, 1M: Change over last month, 3M: Change over last 3 months, All prices are weekly assessment, Iron Ore are daily assessment

LIVE TENDERS

COMPANY	TYPE	GRADE	QUANTITY	EXPIRY DATE	LOCATION	VIEW
Aluminium						
MazagonDockShipbuildersLimited	Buy	Flat Bar Aluminium	15 MT	29 Oct, 2024	 Mumbai, Maharashtra, India	VIEW
BHEL	Buy	Aluminum	8 MT	26 Oct, 2024	 Udham Singh Nagar, Uttarakhand, India	VIEW
Yantra India Limited	Buy	Aluminium Alloy Billet	82 MT	30 Oct, 2024	 Nagpur, Maharashtra, India	VIEW
Yantra India Limited	Buy	Aluminium Ingot	79 MT	01 Nov, 2024	 Nagpur, Maharashtra, India	VIEW
Munitions India Limited	Buy	Aluminum Alloy Extruded Bar	68 MT	02 Nov, 2024	 Tiruchchirappalli, Tamil Nadu, India	VIEW
Billet/Ingot/Slab						
RINL	Sell	Bloom	557 MT	22 Oct, 2024	 Visakhapatnam, Andhra Pradesh, India	VIEW
NINL	Sell	Rejected Billets	500 MT	22 Oct, 2024	 Kalinga Nagar, Odisha, India	VIEW
Copper						
IndiaOptel	Buy	Copper Wire Rod	178 MT	08 Nov, 2024	 Chandigarh, Punjab, India	VIEW
Fines/Lumps						
Karnataka State Minerals Corporation Limited	Sell	Iron Ore Fines & Lumps	188,000 MT	25 Oct, 2024	 Bellary, Karnataka, India	VIEW
NMDC	Sell	B Rom Fe: 65.5%	43,000 MT	25 Oct, 2024	 Dantewada, Chattisgarh, India	VIEW
NMDC	Sell	Iron Ore Lumps	16,000 MT	25 Oct, 2024	 Dantewada, Chattisgarh, India	VIEW
NMDC	Sell	Iron Ore Fines & Lumps	193,500 MT	25 Oct, 2024	 Dantewada, Chattisgarh, India	VIEW
HR Plate						
SAIL	Sell	HR Plate	321 MT	29 Oct, 2024	 Mumbai, Maharashtra, India	VIEW
Melting Scrap						
MungiEngineering	Sell	Melting Scrap-CR HR Punching	700 MT	22 Oct, 2024	 Pune, Maharashtra, India	VIEW
Alf Engineering	Sell	Melting Scrap-CR HR Punching	610 MT	23 Oct, 2024	 Nashik, Maharashtra, India	VIEW
JBMAutoLimited	Sell	Melting Scrap-CR HR Punching	500 MT	24 Oct, 2024	 Nashik, Maharashtra, India	VIEW
Track Components	Sell	Melting Scrap-CR HR Punching	935 MT	26 Oct, 2024	 Pune, Maharashtra, India	VIEW
JBMAutoLimited	Sell	Melting Scrap-CR HR Punching	600 MT	25 Oct, 2024	 Pune, Maharashtra, India	VIEW
SAIL	Sell	Melting Scrap	592 MT	29 Oct, 2024	 Bhadravathi, Karnataka, India	VIEW
Indian Oil	Sell	Melting Scrap-D Shaped Cylinder	200 MT	23 Oct, 2024	 Rangareddi, Telangana, India	VIEW
Indian Oil	Sell	Melting Scrap-D Shaped Cylinder	172 MT	22 Oct, 2024	 Kadapa, Andhra Pradesh, India	VIEW
Indian Oil	Sell	Melting Scrap-D Shaped Cylinder	196 MT	24 Oct, 2024	 Hyderabad, Telangana, India	VIEW
IMFA	Sell	Melting Scrap	255 MT	22 Oct, 2024	 Cuttack, Odisha, India	VIEW
MPPGCL	Sell	Melting Scrap	482 MT	24 Oct, 2024	 Jabalpur, Madhya Pradesh, India	VIEW
Satyam Auto	Sell	Melting Scrap	400 MT	29 Oct, 2024	 Rewari, Haryana, India	VIEW
HMCL	Sell	Melting Scrap	400 MT	29 Oct, 2024	 Rohtak, Haryana, India	VIEW
BelriseIndustriesLimited	Sell	Melting Scrap-CR HR Punching	300 MT	25 Oct, 2024	 Alwar, Rajasthan, India	VIEW
Satyam Auto	Sell	Melting Scrap	400 MT	28 Oct, 2024	 Haridwar, Uttarakhand, India	VIEW
NTPC	Sell	Melting Scrap	505 MT	30 Oct, 2024	 Narsinghpur, Madhya Pradesh, India	VIEW
MALCO Energy Limited	Sell	Melting Scrap	1,180 MT	22 Oct, 2024	 Kutch, Gujarat, India	VIEW

COMPANY	TYPE	GRADE	QUANTITY	EXPIRY DATE	LOCATION	VIEW
Crompton Greaves	Sell	Melting Scrap	463 MT	22 Oct, 2024	 Pune, Maharashtra, India	VIEW
Automotive Stampings and Assemblies Limited ASAL	Sell	Melting Scrap-CR HR Punching	1,000 MT	24 Oct, 2024	 Udham Singh Nagar, Uttarakhand, India	VIEW
AUTOCOMPCORPORATIONPANSEPVT.LTD	Sell	Melting Scrap-CR HR Punching	700 MT	28 Oct, 2024	 Udham Singh Nagar, Uttarakhand, India	VIEW
Automotive Stampings and Assemblies Limited ASAL	Sell	Melting Scrap-CR HR Punching	1,200 MT	24 Oct, 2024	 Pune, Maharashtra, India	VIEW
Non Coking						
NMDC	Sell	Anthracite Coal	20,000 MT	01 Nov, 2024	 Bellary, Karnataka, India	VIEW
TNPL	Buy	Non Coking Coal 4200 GAR	180,000 MT	24 Oct, 2024	 Karur, Tamil Nadu, India	VIEW
APMDC	Sell	Non Coking Coal G7	100,000 MT	01 Nov, 2024	 Vijayawada, Andhra Pradesh, India	VIEW
Pig Iron						
NMDC	Sell	Pig Iron	30,000 MT	24 Oct, 2024	 Jagdalpur, Chattisgarh, India	VIEW
Stainless Steel						
Munjal Auto Industries LTD	Sell	Stainless Steel Scrap 409L	40 MT	23 Oct, 2024	 Haridwar, Uttarakhand, India	VIEW
Indian Oil	Sell	Stainless Steel Tube Scrap	168 MT	22 Oct, 2024	 Paradip, Odisha, India	VIEW
Structure						
MSPSteelandPowerLtd	Sell	Structural Scrap	603 MT	23 Oct, 2024	 Raigarh, Chattisgarh, India	VIEW
Zinc						
Yantra India Limited	Buy	Zinc Ingot	357 MT	22 Oct, 2024	 Thane, Maharashtra, India	VIEW

[View All](#)



Formerly SteelMint / CoalMint

Contact:

info@bigmint.co

+91 97700 56666

Disclaimer: BigMint has taken due care and caution in compilation of content. Information is just for reference not intended for trading purpose or to address your particular requirement. The content includes facts, views and opinions are of individuals and not that of the BigMint management. We and our content licensors do not guarantee or warrant the accuracy, completeness or timeliness of, or otherwise endorse these views, and opinions. BigMint and its affiliates, or their employees, directors or agents shall not be liable or responsible for any loss or costs or any action whatsoever arising out of use or relying on the spot prices disseminated.