



BIGMINT

Formerly SteelMint / CoalMint

Issue 1268,

Daily Steel Report

HIGHLIGHTS

23 Aug 2024, Fri

[Intel & Insights](#)

[Snap Shot - Global Prices \(USD/MT\)](#)

[Snap Shot - Indian Domestic Prices \(INR/MT\)](#)

[Iron Ore](#)

[Coal](#)

[Scrap & Metallics](#)

[Steel](#)

[Ferro Alloy](#)

[Non Ferrous](#)

[Global Prices - Region Wise](#)

[Live Tenders](#)

INDIA

Iron Ore

India: BigMint's iron ore fines export index remains stable	READ MORE >
India: Low-grade iron ore prices inch down in Karnataka amid lower offers	READ MORE >
India: NMDC to auction 10,000 t of pellets from Karnataka	READ MORE >
India: OMDC to auction over 8,000 t of iron ore from Odisha	READ MORE >
BigMint's Daily Trade Sheet - 21 Aug'24	READ MORE >

Coal

Bulk coal vessel freight rates remain stable w-o-w	READ MORE >
India's power sector CO2 emissions rise to over 1.1 billion tonnes in FY'23- Govt data	READ MORE >

Scrap & Metallics

South Asia: Imported ferrous scrap market under pressure on limited buyer activity	READ MORE >
India: BigMint's ferrous scrap index drops by INR 300/t on muted market -22 Aug'24	READ MORE >
India: Sponge iron prices drop on limited buying - 22 Aug'24	READ MORE >

Steel

India: BigMint's billet index declines by INR 450/t amid limited enquiry - 22 Aug	READ MORE >
Indian DRI, billet and rebar update - 22 Aug	READ MORE >
India's Brand-wise Rebar Offers from BF and IF route mills -22 Aug	READ MORE >
India: Hi-Tech Pipes secures new order worth INR 105 crore	READ MORE >

Ferro Alloy

India: Vedanta-FACOR to conduct ferro chrome auction on 27 Aug'24	READ MORE >
India: Ferro chrome prices stable on subdued market	READ MORE >

Non Ferrous

India: Copper scrap, rods prices rise w-o-w amid concerns over mine related shortages	READ MORE >
Base metals prices on LME show varied trends, stocks witness outflow barring nickel	READ MORE >
Global refined copper production rises over 6% in H1CY'24: ICSG	READ MORE >
India: NALCO raises primary aluminium ingot P1020 prices by INR 13,500/t (\$161/t)	READ MORE >

Ship Breaking

India: Melting scrap prices inch down by INR 200/t d-o-d in Alang	READ MORE >
---	--------------------------------

CHINA

China: Iron ore spot prices rise by \$3/t d-o-d	READ MORE >
Fifth coke price cut takes effect across China	READ MORE >
China: Ferrous scrap imports jump by over 50% m-o-m in Jul'24	READ MORE >
China: Steel billet prices inch down by RMB 10/t (\$1/t) d-o-d	READ MORE >
World crude steel production falls by 4.7% y-o-y in Jul'24: WSA	READ MORE >
China: Shagang Steel cuts long steel prices by \$14/t for late-Aug'24	READ MORE >
China: Aluminium scrap imports drop by 3% m-o-m in Jul'24	READ MORE >

FAR EAST ASIA

South Korea: Scrap arrivals at major ports drop by over 20% w-o-w

[READ MORE >](#)

South Korea: Ferrous scrap imports rise by 8% m-o-m in Jul'24

[READ MORE >](#)

Japan: Tokyo Steel further reduces scrap procurement prices by \$7/t except in Kyushu plant

[READ MORE >](#)

MEA (MIDDLE EAST AFRICA)

UAE: Domestic ferrous scrap index hits 3-month low on sluggish demand

[READ MORE >](#)

CIS NATIONS

Turkish ferrous scrap prices plunge to 10-month low

[READ MORE >](#)

India: BigMint's iron ore fines export index remains stable

Aug 22, 2024 19:53

Chinese market witnesses lower steel demand No iron ore export deals from India in last one week Inventory levels remain range-bound at portsThe iron ore seaborne market remained inactive over the week amid sluggish response from the Chinese

mills for the Indian material. Sellers waited for the decent price level. However, seaborne prices continued to fluctuate. BigMint's weekly Indian low-grade iron ore fines (Fe 57%) export index remained stable w-o-w at \$54/t FOB east c

Continued

SNAP SHOT - GLOBAL PRICES (USD/MT)

Commodity	Particular	Size,Grade	As on	Price	Change	1M	3M
Iron Ore Fines ¹	China Imports	Fines, Fe 62%	22 Aug 11.02 IST	\$98	+ 3	- 3	- 21
Iron Ore ¹	Indian Imports	Lumps, Fe 64%	21 Aug 13.23 IST	\$105.5	- 4.5	- 6.5	- 21.5
Pellets (Brazil) ²	China Imports	6-20 mm, Fe 65%	21 Aug 14.24 IST	\$116	- 3	- 4	- 17
Pellets (India) ²	China Imports	6-20 mm, Fe 63%	21 Aug 18.33 IST	\$101.5	+ 1.5	- 4.5	- 22
Coking ²	Australia Exports	Premium HCC	22 Aug 11.16 IST	\$203	- 2	- 22.6	- 36.25
Non Coking ²	India Imports	RB2 , S.Africa	22 Aug 13.02 IST	\$111	0	+ 0.8	+ 1
Graphite Electrode ²	China Exports	600mm, UHP	08 Aug 18.10 IST	16,050 RMB/t	0	- 100	- 1,800
Scrap ²	India Imports	Shredded	22 Aug 18.35 IST	\$398	0	- 16	- 18.2
Scrap ²	Turkey Imports	HMS 80:20	22 Aug 18.35 IST	\$360	- 3	- 29.4	- 18.6
Scrap ²	Pakistan Imports	Shredded	22 Aug 18.35 IST	\$396	- 2	- 30.6	- 22.2
Scrap ²	Bangladesh Imports	Shredded	22 Aug 18.35 IST	\$413	- 1	- 12.4	- 6.6
Scrap (Ship Breaking) ²	India Imports	Containers	20 Aug 11.49 IST	\$520	+ 10	- 10	- 30
Billet ²	India Exports	150*150, 3SP/4SP	20 Aug 18.22 IST	\$490	0	0	- 10
Billet ²	Russia Exports	130*130, 3SP	20 Aug 18.22 IST	\$470	- 10	- 25	- 28
Billet ²	Iran Exports	130*130, 3SP	20 Aug 18.22 IST	\$465	- 7	- 13	- 13
Billet ²	Philippines Import	150*150, 3SP	20 Aug 18.21 IST	\$465	- 15	- 25	- 60
Sponge Iron ²	India Exports	-	-	-	-	-	-
Pig Iron ²	Russia Exports	Steel Grade	17 Aug 13.01 IST	\$392	0	- 18	- 20
HRC ²	China Exports	3-12mm, SS400	20 Aug 18.32 IST	\$455	- 25	- 45	- 85
Wire Rod ²	Nepal Import	5.5-6.0mm, Commercial Grade	17 Aug 13.17 IST	\$530	0	- 8	- 62
HRC ²	India Exports	2.5 mm, SAE1006	23 Apr 18.30 IST	\$560	0	- 15	- 40
HRC ²	South Korea Exports	1.6-2.5mm, SAE 1006	13 Aug 18.46 IST	\$520	- 30	- 30	NA
HRC (China) ²	Vietnam Imports	2-3mm, SAE 1006	20 Aug 18.22 IST	\$500	- 10	- 25	- 65
HRC (China) ²	Dubai Imports	2-3mm, SAE 1006	20 Aug 18.22 IST	\$500	- 10	- 25	- 65
CRC ²	India Exports	0.9 mm, IS 513 Gr.O	21 Aug 18.38 IST	\$665	- 10	- 10	NA
CRC ²	China Exports	0.90mm, SPCC	21 Aug 18.38 IST	\$520	- 15	- 40	- 90
HR Plate ²	China Exports	5-10mm, SS 400	21 Aug 18.43 IST	\$480	- 20	- 45	- 75
GP ²	China Exports	DX51D+z80, Width 1,000-1,500 mm, thickness 0.5-2mm	22 Aug 18.00 IST	\$570	- 20	- 45	- 90
Silico Manganese ²	India Exports	25-150 mm, HC 65-16	22 Aug 18.38 IST	\$960	0	- 14	- 233
Ferro Chrome ²	China Import	10-150mm, HC 60%	21 Aug 10.10 IST	¢95.5 /lb	0	- 2.5	- 4
Manganese Ore ²	India Imports	Lumps, Mn 37%,	17 Aug 10.42 IST	\$4 /dmtu	- 0.3	- 0.9	- 2.45
Ferro Manganese ²	India Exports	25-150 mm, HC 75%	22 Aug 18.41 IST	\$997	0	- 25.2	- 208
Ferro Silicon ²	Bhutan Exports	10-50 mm, FeSi 70%	20 Aug 18.45 IST	\$1,130	0	- 70	- 160

1-Daily Assessment, 2-Weekly Assessment, 3-Monthly Assessment, W-O-W:Week On Week, 1M: Change over last month, 3M: Change over last 3 months

India: BigMint's ferrous scrap index drops by INR 300/t on muted market -22 Aug'24

Aug 22, 2024 18:21

Alternate raw material prices witness a drop d-o-d Semis' prices decrease by INR 300/t today BigMint's domestic end-cutting scrap index tracking the Mandi Gobindgarh market fell by INR 300/tonne (t) to INR 37,300/t DAP

on 22 August, 2024. Demand for semi-finished and finished steel was low in the region. Scrap shortage has enabled suppliers to capitalise on the situation, leading to significant disparities between buyers and sellers. Raw mater

Continued

SNAP SHOT - INDIAN DOMESTIC PRICES (INR/MT)

Commodity	Particular	Size, Grade	As on	Price	Change	1M	3M
Fines/lumps ²	Iron Ore Index	5-18 mm, Fe 63%, DR Grade	17 Aug 14.41 IST	5,750	-50	-300	-1,650
Fines/lumps ²	Iron Ore Index	0-10 mm, Fe 63%	17 Aug 14.41 IST	4,600	-50	+100	-1,300
Iron Ore ³	NMDC	6-40 mm, Fe 65.5%	07 Aug 11.13 IST	5,350	NA	NA	-1,100
Iron Ore ³	NMDC	0-10 mm, Fe 64%	07 Aug 11.05 IST	4,610	NA	NA	-1,000
Pellets ²	Raipur	6-20 mm, Fe 63%,	20 Aug 18.40 IST	9,100	0	+300	-2,450
Pellets ²	Bellary	6-20 mm, Fe 63%	20 Aug 18.40 IST	9,500	0	-300	-1,050
Met Coke ²	Ex-India (East)	25-90 mm, Blast Furnace-grade	21 Aug 17.02 IST	34,800	0	0	-700
Graphite Electrode ³	Ex-India	600mm, UHP	24 Jun 19.11 IST	325,000	0	0	0
Mill Scale ²	FoR-Kandla	Fines, Fe 70/68%	21 Aug 18.22 IST	6,650	0	-100	-850
Hms ¹	Ex-Mumbai	HMS	22 Aug 17.30 IST	32,800	-400	-400	-3,700
Hms ¹	Ex-Alang	HMS	22 Aug 17.30 IST	34,200	-200	-1,200	-4,300
Pig Iron ¹	Ex-Durgapur	Steel Grade	22 Aug 17.32 IST	36,700	-300	-500	-4,600
Pig Iron ¹	Ex-Ludhiana, Foundary	Foundry Grade	22 Aug 13.30 IST	43,500	-500	+500	-2,000
Sponge Pellet ¹	Ex-Raipur	Lumps, FeM 80%, +/-1	22 Aug 17.20 IST	25,000	-250	-100	-3,400
Billet ¹	Ex-Mumbai	100x100mm, IS 2831	22 Aug 17.42 IST	41,200	-200	+200	-5,500
Billet ¹	Ex-Raipur	100x100mm, IS 2831	22 Aug 17.42 IST	38,650	-450	+150	-5,900
TMT (Re-Bar) Secondary mills ¹	Ex-Mumbai	12-25mm, IF Route, Fe 500, IS 1786	22 Aug 13.33 IST	45,900	0	+500	-6,700
TMT (Re-Bar) Secondary mills ¹	Ex-Delhi/NCR	12-25mm, IF Route, Fe 500, IS 1786	22 Aug 13.33 IST	45,800	-200	-400	-4,900
TMT (Re-Bar) ²	Ex-Mumbai	12-32mm, BF Route, IS 1786 Fe 500D	16 Aug 17.32 IST	49,900	-400	-2,400	-8,500
Structure ¹	Ex-Mumbai	40x40 Angle, IF Route, IS 2062/2011 E-250 Gr A	22 Aug 10.25 IST	49,100	0	+1,100	-4,700
Wire Rod ¹	Ex-Raipur	5.5 mm, SWRY 14 LC Gr 3, Induction route	22 Aug 17.18 IST	42,800	-400	+200	-5,400
HRC ²	Ex-Delhi	2.5-8mm / CTL, IS2062, Gr E250 Br.	20 Aug 18.03 IST	50,400	0	-1,100	-4,200
HRC ²	Ex-Mumbai	2.5-8mm / CTL, IS2062, Gr E250 Br.	20 Aug 18.03 IST	50,300	0	-1,200	-3,600
CRC ²	Ex-Delhi	0.90mm / CTL, IS 513, CR1	20 Aug 18.13 IST	58,000	0	-1,250	-2,900
CRC ²	Ex-Mumbai	0.90mm / CTL, IS 513, CR1	20 Aug 18.13 IST	57,400	0	-1,750	-3,300
HR Plate ²	Ex-Mumbai	5-10mm, Gr E250 Br.	21 Aug 18.32 IST	50,500	-500	-2,200	-4,500
GP ²	Ex-Mumbai	0.8mm / CTL, 120 GSM, IS277	22 Aug 19.07 IST	60,300	-900	-2,800	-4,500
Silico Manganese ²	Ex-Raipur	25-150 mm, HC 60-14	22 Aug 18.37 IST	68,500	-100	-380	-15,400
Ferro Manganese ²	Ex-Raipur	25-150 mm, HC 70%	22 Aug 18.36 IST	74,800	0	-1,900	-15,800
Ferro Chrome ²	Ex-Jajpur	10-150mm, HC 60%, Si- 4%	21 Aug 10.19 IST	103,100	0	-4,450	-2,800
Manganese Ore ²	Ex Balaghat, MOIL	Lumps, Mn 37%, Fe 7.5%	01 Aug 13.27 IST	15,146	-5,601	-5,601	NA
Chrome Ore ²	Ex-Odisha OMC, E-auction	Lumps, Friable 48-50%	21 Aug 18.29 IST	23,721	-424	NA	NA

*Basic Price GST @ 18% extra

1-Daily Assessment, 2-Weekly Assessment, 3-Monthly Assessment, W-O-W: Week On Week, 1M: Change over last month, 3M: Change over last 3 months

Iron Ore

Iron Ore (India)

Particular/Delivery	Size/Grade	Delivery	As On	Price	Change	1M	3M
Indian prices (in INR/MT)							
Odisha Iron Ore Index	5-18 mm, Fe 63%, DR Grade	Ex-mines	17 Aug 14.41 IST	5,750	-50	-250	-2,050
	10-30mm, Fe 63%, BF Grade	Ex-mines	17 Aug 14.41 IST	5,050	0	-250	-1,850
	0-10 mm, Fe 63%	Ex-mines	17 Aug 14.41 IST	4,600	-50	-250	-1,400
	0-10mm, Fe 60%	Ex-mines	17 Aug 14.41 IST	3,750	-100	-350	-1,250
	0-5mm, Fe 57%	Ex-mines	22 Aug 18.54 IST	2,400	-250	-300	-1,250
	5-18 mm, Lumps, Fe 60%	Ex-mines	17 Aug 14.41 IST	5,000	-100	-200	-1,700
	10-30 mm, lumps, Fe 60%	Ex-mines	17 Aug 14.41 IST	4,500	-100	-200	-1,550
	0-10mm, Fe 62%	Ex-mines	17 Aug 14.41 IST	4,300	-150	-350	-1,200
OMC Daitari	0 -5 mm, Fe 62-64%	Ex-Mines	20 Aug 13.32 IST	4,000	-800	-800	-1,930
	10-40 mm, Fe 62%	Ex-Mines	20 Aug 13.32 IST	5,210	+150	+150	-1,800
OMC Kurmitar (Koira)	0 -5 mm, Fe 62-60%	Ex-Mines	20 Aug 13.32 IST	3,500	-600	-600	-1,450
	10-40 mm, Fe 62%	Ex-Mines	20 Aug 13.32 IST	5,150	+150	+150	-1,650
OMC Gandhamardan	0 -5 mm, Fe 62-60%	Ex-Mines	20 Aug 13.32 IST	3,450	-800	-800	-1,850
	10-40 mm, Fe 62%	Ex-Mines	20 Aug 13.32 IST	4,600	-100	-100	-1,650
OMC Guali	Fines -5 mm, Fe 60-62%	Ex-mines	20 Aug 13.32 IST	4,100	-300	-300	-1,550
	5-18 mm, Fe 62%	Ex-mines	20 Aug 13.32 IST	5,105	-150	-150	-1,050
OMC Jilling	Fines -5 mm, Fe 60-62%	Ex-mines	20 Aug 13.32 IST	4,250	-250	-250	-1,400
	5-18 mm, Fe 62%	Ex-mines	20 Aug 13.32 IST	5,700	-150	-150	-1,750
NMDC, Chhattisgarh	0 -10 mm, Fe 64%	F.O.R Siding	07 Aug 11.05 IST	4,610	NA	NA	-1,000
	10-40 mm, Fe 67%, DR CLO	F.O.R Siding	07 Aug 11.05 IST	6,420	NA	NA	-1,100
	10-150 mm, Fe 65.5%	F.O.R Siding	07 Aug 11.05 IST	5,320	NA	NA	-1,130
	6-40 mm, Fe 65.5%	F.O.R Siding	07 Aug 11.13 IST	5,350	NA	NA	-1,100
Chandrapur, Maharashtra	0-10mm, Fe 63%	FoR Ballarshah	16 Aug 16.34 IST	6,100	0	0	0
Ex-Bellary	0-10 mm, Fe 62%	Ex-Mines	22 Aug 18.49 IST	4,400	-100	-700	-1,400
	0-10 mm, Fe 57%	Ex-Mines	22 Aug 18.49 IST	2,650	-50	-450	-850
Karnataka e-auction	Lumps 10-20mm, Fe 63%	Ex-Mines	31 Jul 13.59 IST	4,300	-400	-400	-550
	Fines 0 -5 mm, Fe 60%	Ex-Mines	31 Jul 13.59 IST	3,200	-500	-500	-500

Pellets (India)

Indian prices (in INR/MT)							
Ex-Barbil	6-20 mm, Fe 63%, (+/- 0.5%)	FOR Siding	20 Aug 18.40 IST	7,100	0	-325	-2,350
Ex-Durgapur	6-20 mm, Fe 63%, (+/- 0.5%)	Ex-Works	20 Aug 18.40 IST	7,850	0	-525	-2,100
Ex-Jamshedpur	6-20 mm, Fe 63%	Ex-Works	06 Aug 18.55 IST	8,050	-50	-125	-1,450
Ex-Jharsugda	6-20 mm, Fe 63%, (+/- 0.5%)	Ex-Works	20 Aug 18.40 IST	7,900	+100	-100	-2,025
Ex-Raipur	6-20 mm, Fe 63%, (+/- 0.5%)	Ex-Works	20 Aug 18.40 IST	9,100	0	+300	-2,450
Ex-Kandla	6-20 mm, Fe 64/63%	DAP	20 Aug 18.40 IST	9,900	0	-800	-2,300
Ex-Bellary	6-20 mm, Fe 63%	Ex-Works	20 Aug 18.40 IST	9,500	0	-300	-1,050

Weekly Assessment, GST @ 5% extra., Barbil and Kandla - Prices Loaded to Wagons

Concentrates (India)

Indian prices (in INR/MT)							
Ex-Jabalpur	-45 micron, Fe 63%	Ex-works	21 Aug 15.54 IST	4,000	0	-150	-1,000

Iron Ore (Global)

Global prices (in USD/MT)							
CNF China	Fines, Fe 61.5% (Australia Origin)	-	22 Aug 11.02 IST	\$96	+3	-3	-21
CNF China	Fines, Fe 62% (Australia Origin)	-	22 Aug 11.02 IST	\$98	+3	-3	-21
CNF China	Fines, Fe 62.5% (Brazil Origin)	-	22 Aug 13.57 IST	\$101	+4	-3	-21
CNF China	Fines, Fines 63/62% (India origin)	-	22 Aug 13.57 IST	\$92	+2	0	-12
CNF China	Lumps, Fe 64/63% (South Africa Origin)	-	22 Aug 13.57 IST	\$99	+3	-3	-20
CNF China	Lumps, USD/dmtu	-	22 Aug 11.02 IST	\$0.1605	0	-0.013	+0.027
CNF China	Fines, Fe 55% (India Origin)	-	22 Aug 18.44 IST	\$61.5	+4.5	-2.75	-13

CNF China	Fines, Fe 56% (India Origin)	-	22 Aug 18.44 IST	\$64.5	+ 4.5	- 2.75	- 13
CNF China	Fines, Fe 57% (India origin)	-	22 Aug 18.44 IST	\$67.5	+ 4.5	- 2.75	- 13
CNF India	Lumps, Fe 64% (South Africa origin)	-	21 Aug 13.23 IST	\$105.5	- 4.5	- 6.5	- 21.5
FOB India	Fines, Fe 57% (India origin)	-	22 Aug 18.38 IST	\$54	+ 4	- 2.5	- 12.5

Prices on DMT basis (Daily Assessment) , India- Single Port Loading , FOB prices including demurrage , June to November: Moisture@ 10% , December to May: Moisture@ 8% , Or, actual moisture as per cargo certificate submitted by shipper to be adjusted

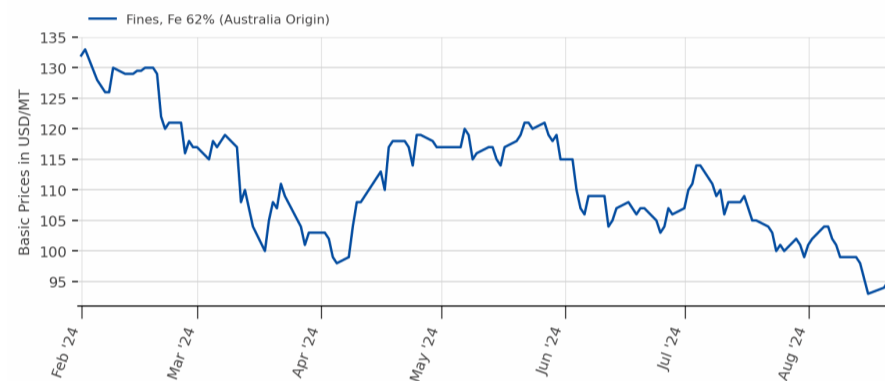
Pellets (Global)

Global prices (in USD/MT)

CNF China	6-20 mm, Fe 63% (India Origin)	-	21 Aug 18.33 IST	\$101.5	+ 1.5	- 4.5	- 22
	6-20 mm, Fe 65% (Brazil Origin)	-	21 Aug 14.24 IST	\$116	- 3	- 4	- 17
FOB India	6-20 mm, Fe 63%	-	21 Aug 18.30 IST	\$88	+ 1	- 5	- 21
CNF China	5-20mm, Fe 63%	-	22 Aug 11.05 IST	\$7.4	- 0.1	+ 0.5	+ 3.4
	6-20mm	-	22 Aug 11.05 IST	\$17	0	+ 0.7	+ 5

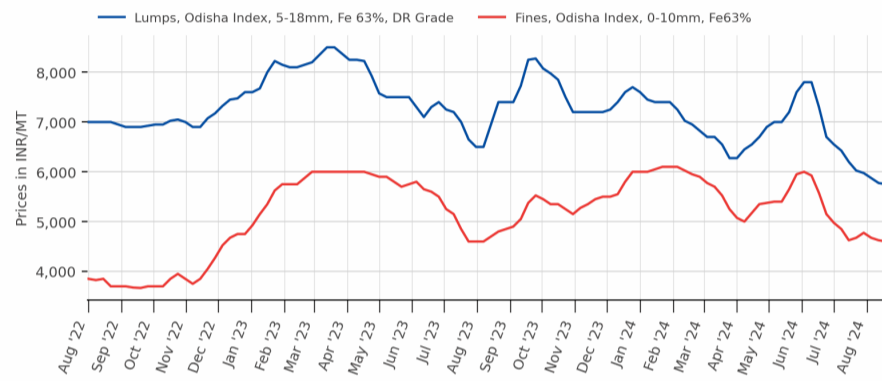
Note:- W-O-W: Week On Week, 1M: Change over last month, 3M: Change over last 3 months

Iron Ore Fines, CNF Rizhao China



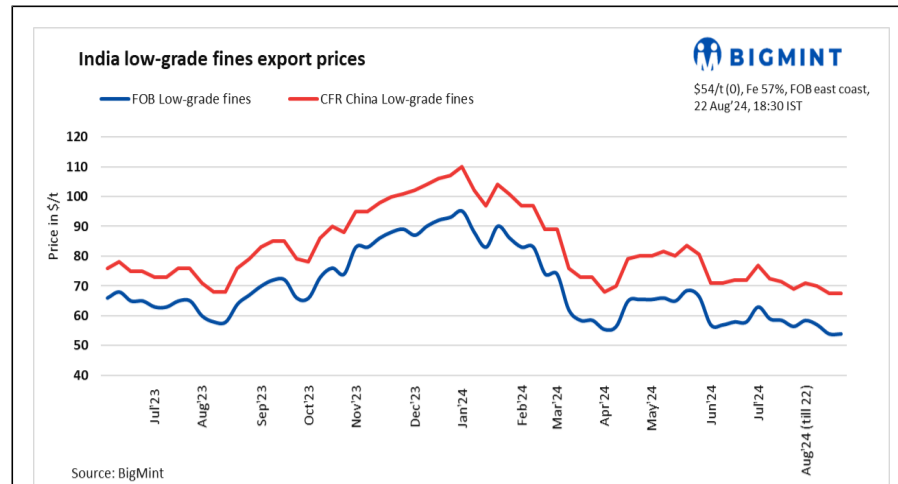
Source:BigMint

Odisha Iron Ore Price Index (Lumps & Fines)



Source:BigMint

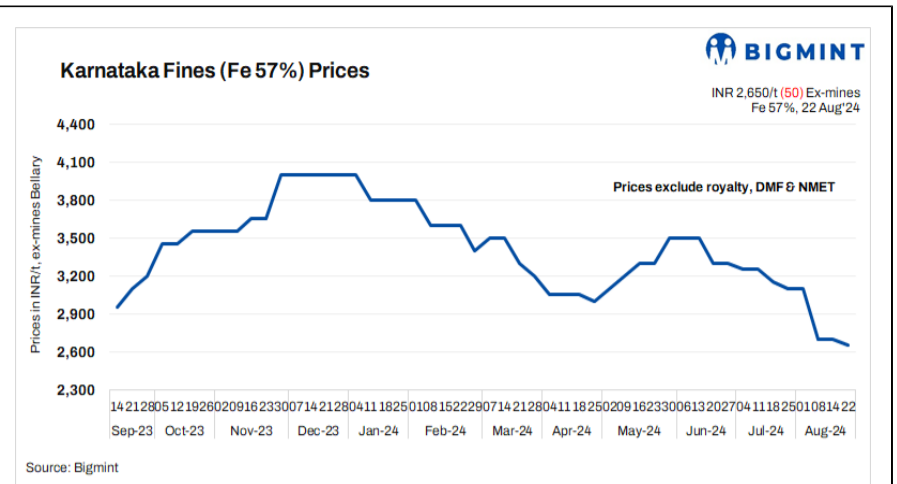
Iron Ore News



India: BigMint's iron ore fines export index remains stable

2024-08-22

[READ MORE](#)



India: Low-grade iron ore prices inch down in Karnataka amid lower offers

2024-08-22

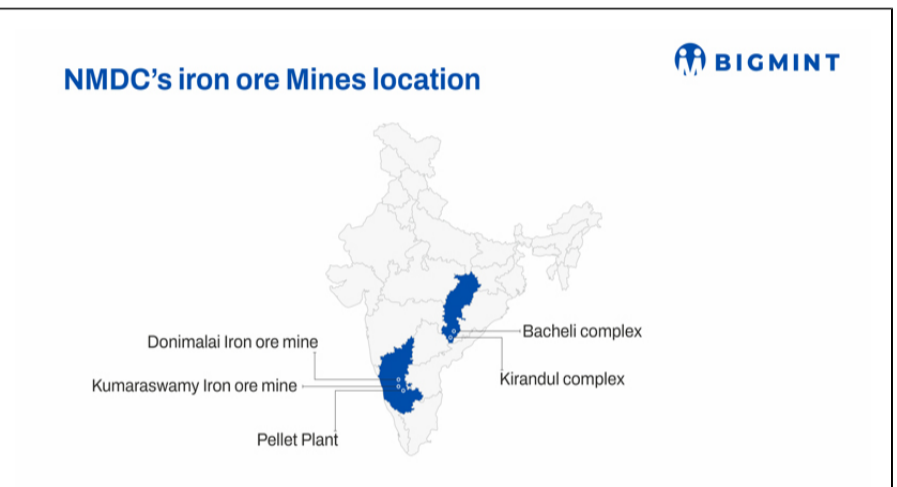
[READ MORE](#)

India: Daily Trade Sheet for steel & related commodities

BigMint's Daily Trade Sheet - 21 Aug'24

2024-08-22

[READ MORE](#)



India: NMDC to auction 10,000 t of pellets from Karnataka

2024-08-22

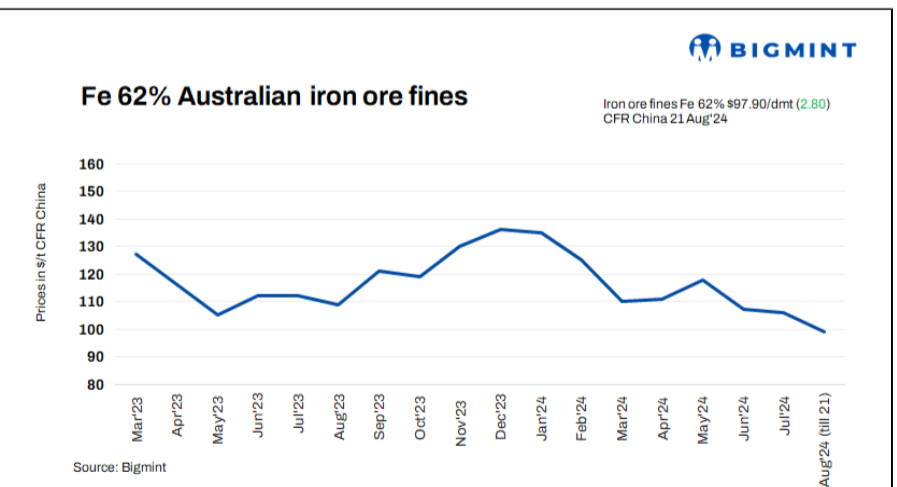
[READ MORE](#)



India: OMDC to auction over 8,000 t of iron ore from Odisha

2024-08-22

[READ MORE](#)

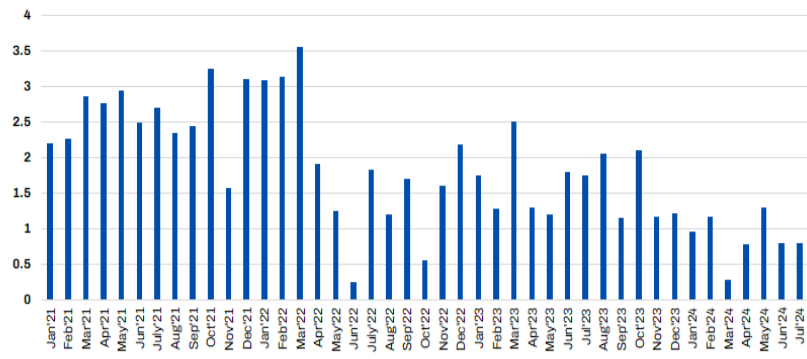


China: Iron ore spot prices rise by \$3/t d-o-d

2024-08-22

[READ MORE](#)

Karnataka iron ore e-auction sales volume



Source: BigMint

India: KSMCL to auction nearly 450,000 t of iron ore from Karnataka

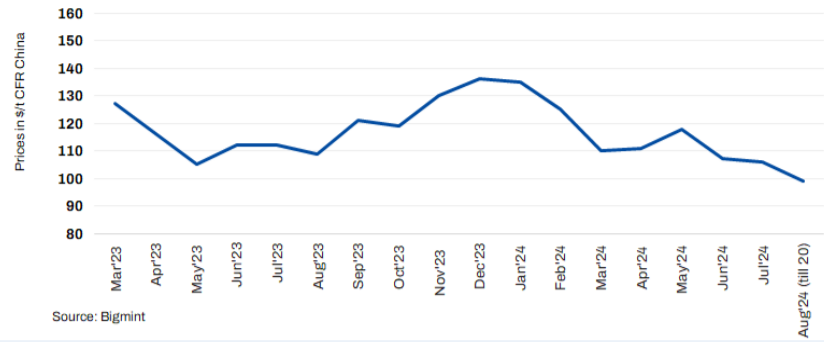
2024-08-21

[READ MORE](#)



Fe 62% Australian iron ore fines

Iron ore fines Fe 62% \$95.10/dmt (0.65)
CFR China 20 Aug'24



Source: BigMint

China: Iron ore spot prices inch up d-o-d despite sluggish market fundamentals

2024-08-21

[READ MORE](#)

Snapshot of OMC iron ore lumps e-auction



Mines	Size (mm)	Fe (%)	Base price as on 20 Jul'24 (INR/t)	Bid price as on 20 Jul'24 (INR/t)	Base price as on 20 Aug'24 (INR/t)	Bid price as on 20 Aug'24 (INR/t)	Quantity offered as on 20 Aug'24 (t)	Quantity booked as on 20 Aug'24 (t)
Gandhamardan	10-40 (Block A)	62%	4,250	4,250	3,950	4,450	25,000	25,000
	10-40 (Block B)	62%	4,350	4,700	4,150	4,600	325,000	325,000
Koira	10-40	62%	4,750	5,000	4,550	5,150	30,000	30,000
Daitari	10-40	62%	4,560	5,060	4,360	5,210	45,000	45,000
Tiring Pahar	10-40	65%	6,350		6,150	0	4,000	0
	10-40	62%	5,950	5,950	5,750	5,800	20,000	20,000
Guali	5-18	62%	4,605	5,255	4,405	5,105	100,000	100,000
	18-40	62%	5,050	5,300	4,850	5,500	50,000	50,000
Jilling	5-18	62%	5,850	5,850	5,650	5,700	200,000	200,000
	18-40	62%	5,750	6,000	5,550	6,200	100,000	100,000
Apahatu quarry of Jilling	5-18	62%	4,750	5,150	4,550	5,500	16,000	16,000
	18-40	62%	4,650	5,150	4,450	5,400	50,000	50,000
Khandbandh	10-40	62%	5,650	5,650	5,450	5,750	30,000	30,000
	10-40	65%						
Banspani	10-40	62%	4,650	4,650	4,450	5,300	25,000	25,000
	10-40	62%	3,900	4,700	3,700	5,300	16,000	16,000
Unchabali	10-40	60%	3,770	4,420	3,570	4,070	4,000	4,000
	10-40	58%	3,450	3,750	3,250	3,350	20,000	20,000
Roida C	5-18	60%	4,550	6,000	4,350	5,500	12,000	12,000
	5-18	64%						
Total							1,072,000	1,068,000

Source: BigMint

India: Over 1 mnt of iron ore lumps fetch bids at OMC's auction

2024-08-21

[READ MORE](#)

Snapshot of OMC iron ore fines e-auction



Mines	Size (mm)	Fe (%)	Base price as on 20 Jul'24 (INR/t)	Bid price as on 20 Jul'24 (INR/t)	Base price as on 20 Aug'24 (INR/t)	Bid price as on 20 Aug'24 (INR/t)	Quantity offered as on 20 Aug'24 (t)	Quantity booked as on 20 Aug'24 (t)
Gandhamardan	-10 (Block A)	60-62%	3,300	3,850	3,050	3,150	125,000	125,000
	-10 (Block B)	60-62%	3,400	4,250	3,250	3,450	375,000	375,000
Daitari	-10 (Block B)	62-65%						
	-10	60-62%	3,850	4,600	3,770	3,870	235,000	235,000
Tiring Pahar	-10	62-65%	4,150	4,800	3,950	4,000	20,000	20,000
	-10	60-62%	3,460	4,210	3,300	3,450	8,000	8,000
Guali	-10	62-65%	3,740	4,340	3,740	3,890	4,000	4,000
	-5	60-62%	3,750	4,400	3,450	4,100	175,000	175,000
Jilling	-5	62-65%	4,050	4,750	3,700	4,500	4,000	4,000
	-5	65(+)%						
Koiria	-5	60-62%	3,850	4,500	3,550	4,250	250,000	250,000
	-5	55-58%	1,870	2,320	1,520	2,370	20,000	20,000
Khandbandh	-10	60-62%	3,350	4,100	3,050	3,500	60,000	60,000
	-10	60-62%	3,000	3,900	3,000	3,250	40,000	40,000
Banspani	-10	55-58%	1,770	2,470	1,770	2,170	4,000	4,000
	-10	60-62%	3,650	3,950	3,350	3,500	75,000	75,000
Unchabali	-10	62-65%	3,950	4,500	3,600	4,150	8,000	8,000
	-5	65(+)%						
Roida C	-10	60-62%	3,650	4,300	3,350	3,900	80,000	80,000
	-5	55-58%	1,870	2,870	1,420	2,020	20,000	20,000
Total							1,515,000	1,515,000

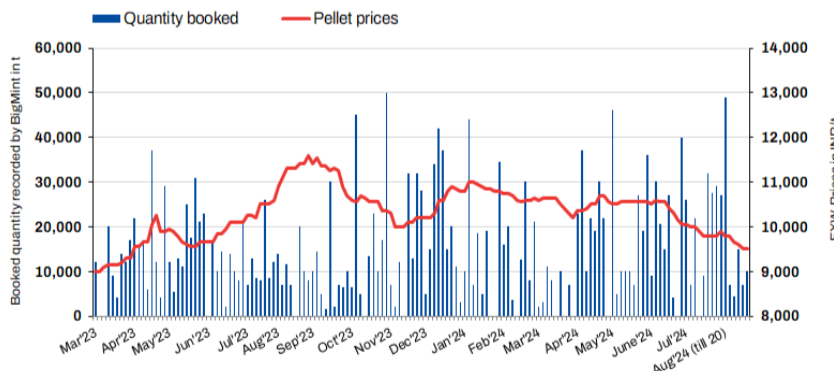
Source: BigMint

India: Over 1.5 mnt iron ore fines booked in OMC's auction, bids fall m-o-m

2024-08-20

[READ MORE](#)

Bellary Pellet Prices v/s Traded Volumes



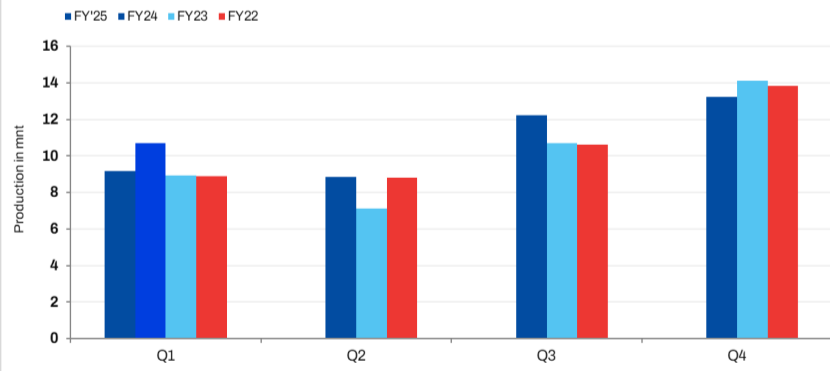
Source: BigMint

India: Pellet prices remain stable in Karnataka amid weak demand

2024-08-20

[READ MORE](#)

NMDC Iron Ore Production



Source: BigMint

India: NMDC Kumaraswamy iron ore auction fetches premium bids

2024-08-20

[READ MORE](#)

Coal

Non Coking (India)

Particular/Delivery	Size/Grade	Delivery	As On	Price	Change	1M	3M
Indian prices (in INR/MT)							
Ex-Gangavaram	RB2 (5500 NAR), S.Africa	Ex-Port	22 Aug 15.57 IST	9,650	0	0	- 300
	RB3 (4800 NAR), South Africa	Ex-Port	22 Aug 15.57 IST	7,750	0	0	- 550

Met Coke (India)

Indian prices (in INR/MT)							
Ex-Jajpur	25-90 mm, Blast Furnace-grade	Ex-Yard	21 Aug 17.02 IST	34,800	0	0	- 700
Ex-Gandhidham	25-90 mm, Blast Furnace-grade	Ex-Yard	21 Aug 17.02 IST	32,700	0	0	- 800

Coking (Global)

Global prices (in USD/MT)							
CNF India	0-40mm, HCC 64 Mid Vol, Australia	-	22 Aug 11.12 IST	\$196	- 4	- 22.8	- 27.25
	0-40mm, Premium HCC, Australia	-	22 Aug 11.12 IST	\$218	- 2	- 24	- 39.25
	Low Vol PCI, Australia	-	22 Aug 11.12 IST	\$189	- 3	- 24.4	+ 6.75
FOB Australia	0-40mm, Low Vol PCI	-	22 Aug 11.16 IST	\$174	- 2	- 23.2	+ 10
	HCC 64 Mid Vol	-	22 Aug 11.16 IST	\$181	- 4	- 21.8	- 24.75
	Premium HCC	-	22 Aug 11.16 IST	\$203	- 2	- 22.6	- 36.25

Non Coking (Global)

Global prices (in USD/MT)							
CNF India	RB1 (6000 NAR), S.Africa	-	22 Aug 13.02 IST	\$128	0	+ 4.8	+ 3.4
	RB2 (5500 NAR), S.Africa	-	22 Aug 13.02 IST	\$111	0	+ 0.8	+ 1
	RB3 (4800 NAR), S.Africa	-	22 Aug 13.02 IST	\$92	0	+ 1.8	- 5
FOB South Africa	RB1 (6000 NAR)	-	22 Aug 13.04 IST	\$111	0	+ 4.8	+ 4.4
	RB2 (5500 NAR)	-	22 Aug 13.04 IST	\$94	0	+ 0.8	+ 2
	RB3 (4800 NAR)	-	22 Aug 13.04 IST	\$75	0	+ 1.8	- 4

Met Coke (Global)

Global prices (in USD/MT)							
FOB China	25-90mm, 64% CSR	-	22 Aug 17.07 IST	\$251	- 7	- 28	- 48
CNF India	25-90mm, 64% CSR, China	-	22 Aug 17.09 IST	\$262	- 11	- 26	- 52
	64% CSR, Japan origin	-	22 Aug 17.09 IST	\$358	0	- 2	- 2

Note:- W-O-W: Week On Week, 1M: Change over last month, 3M: Change over last 3 months

Scrap & Metallic

Sponge (India)

Region	Particular	Sponge Iron (C-DRI)				Pellet Sponge (P-DRI)			
		Price	Change	W-O-W	1M	Price	Change	W-O-W	1M
Indian prices (in INR/MT) As on 22 Aug 2024									
North India	Mandi Gobindgarh	30,000	0	+ 200	-100	-	-	-	-
East India	Durgapur	27,300	-100	+ 200	+ 350	25,200	-250	+ 150	+ 350
East India	Rourkela	26,000	-350	+ 150	0	-	-	-	-
Central India	Raigarh	26,200	-300	+ 400	-200	24,200	-300	+ 400	-200
Central India	Raipur	29,400	-200	+ 850	+ 250	25,000	-250	+ 600	-100
South India	Bellary	27,000	-100	0	+ 100	26,000	-50	0	+ 200
Eastern India	Ramgarh	26,800	-200	+ 100	-450	24,800	-150	+ 150	-350
East India	Jharsugda	-	-	-	-	23,700	-300	+ 500	-200
South India	Hyderabad	-	-	-	-	26,700	0	+ 100	+ 250

All prices are basic, GST extra.

Pig Iron (India)

Particular/Delivery	Size/Grade	Delivery	As On	Price	Change	1M	3M
Indian prices (in INR/MT)							
DAP-Ludhiana	Steel Grade	DAP	22 Aug 17.32 IST	39,800	-200	-400	-3,000
Ex-Bokaro	Steel Grade	Ex-Plant,Bokaro	01 Aug 18.06 IST	35,900	-1,450	-1,450	-1,450
Ex-Burnpur	Steel Grade	Ex-Plant,Burnpur	31 May 16.00 IST	40,500	-2,500	0	-2,500
Ex-Durgapur	Steel Grade	Ex-Works	22 Aug 17.32 IST	36,700	-300	-500	-4,600
		Ex-Plant,Durgapur	24 Jul 11.53 IST	36,700	-300	0	-6,550
Ex-Rourkela	Steel Grade	Ex-Plant,Rourkela	21 Aug 15.26 IST	35,200	0	-1,900	-5,600
Ex-Bhilai	Steel Grade	Ex-Plant,Bhilai	20 Jun 17.45 IST	38,000	-4,100	0	-4,100
DAP-Raigarh	Steel Grade	DAP	22 Aug 17.32 IST	36,150	0	-1,550	-4,450
DAP-Raipur	Steel Grade	DAP	22 Aug 17.32 IST	36,450	-100	-1,350	-4,750
DAP-Hyderabad	Steel Grade	DAP	22 Aug 13.33 IST	38,300	0	+ 300	-2,200
DAP-Delhi	Foundry Grade	DAP	22 Aug 13.30 IST	44,000	0	+ 400	-2,000
DAP-Ludhiana	Foundry Grade	DAP	22 Aug 13.30 IST	43,500	-500	+ 500	-2,000
Ex-Durgapur	Foundry Grade	Ex-Works	22 Aug 13.30 IST	41,500	0	-2,000	-5,000
Ex-Kharagpur	Foundry Grade	Ex-Works	22 Aug 13.30 IST	41,500	0	-2,000	-5,000
DAP-Ahmedabad	Foundry Grade	DAP	22 Aug 13.30 IST	45,200	-300	-600	-1,800
DAP-Kolhapur	Foundry Grade	DAP	22 Aug 13.30 IST	45,800	0	-200	-1,200

Indian pig iron price assessment frequency has been increased from weekly to daily basis.

Re - Rolling Scrap (India)

Indian prices (in INR/MT)							
Ex-Alang	19-22mm(12 ANE), Ship Breaking	Ex-Yard	22 Aug 11.00 IST	41,500	0	-1,000	-3,200
	15-18mm(10 ANE), Ship Breaking	Ex-Yard	22 Aug 11.00 IST	41,500	0	-900	-3,100
	1 Inch, Ship Breaking	Ex-Yard	22 Aug 11.00 IST	41,500	0	-1,000	-3,300
	12-14mm(8 ANE), Ship Breaking	Ex-Yard	22 Aug 11.00 IST	41,000	0	-800	-3,100
	5-10 KG, Ship Breaking	Ex-Yard	22 Aug 11.00 IST	40,000	0	-800	-3,200
	9-11mm(6 ANE), Ship Breaking	Ex-Yard	22 Aug 11.00 IST	39,500	0	-800	-3,100
	2-5 KG, Ship Breaking	Ex-Yard	22 Aug 11.00 IST	39,000	0	-800	-3,100
	6-8mm(4 ANE), Ship Breaking	Ex-Yard	22 Aug 11.00 IST	38,500	0	-800	-3,100
	1-2 KG, Ship Breaking	Ex-Yard	22 Aug 10.34 IST	35,400	-200	-1,200	-4,300
	Attachment, Ship Breaking	Ex-Yard	22 Aug 10.34 IST	35,200	-200	-1,200	-4,300
	HMS(80:20), Ship Breaking	Ex-Yard	22 Aug 10.34 IST	34,200	-200	-1,200	-4,300

Melting Scrap (India)

Particular/Delivery	Size/Grade	Delivery	As On	Price	Change	1M	3M
Indian prices (in INR/MT)							
Ex-Ludhiana	CR Busheling (Loose)	DAP	22 Aug 17.30 IST	38,200	-200	-300	-3,900
	End Cutting	DAP	22 Aug 17.30 IST	37,000	-300	-400	-4,100
	Turning Boring Scrap	DAP	22 Aug 17.30 IST	34,400	-400	-1,000	-4,700
	CI Scrap, Mixed Size	DAP	22 Aug 17.30 IST	38,900	0	+100	-1,100
Ex-Mandi	HMS(80:20)	DAP	22 Aug 17.30 IST	34,700	-200	-700	-3,300
	End Cutting	DAP	22 Aug 17.30 IST	37,300	-300	-400	-4,000
	LMS (Light Melting Scrap)	DAP	22 Aug 17.30 IST	32,500	-200	-700	-3,900
	CR Busheling (Loose)	DAP	22 Aug 17.30 IST	38,500	-200	-300	-3,800
Ex-Durgapur	HMS(80:20)	DAP	22 Aug 17.30 IST	33,900	-400	-900	-4,600
Ex-Raipur	HMS(80:20)	DAP	22 Aug 17.30 IST	34,000	-200	-700	-4,450
	End Cutting	DAP	22 Aug 17.30 IST	36,000	-200	-700	-4,300
Ex-Ahmedabad	CR Busheling (Bundle)	DAP	22 Aug 17.30 IST	38,000	-200	-500	-2,700
	HMS(80:20)	DAP	22 Aug 17.30 IST	33,200	0	-1,000	-4,100
Ex-Alang	HMS(80:20)	Ex-Yard	22 Aug 17.30 IST	34,200	-200	-1,200	-4,300
Ex-Jalna	CR Busheling (Loose)	DAP	22 Aug 17.30 IST	35,700	-400	-300	-4,200
	HMS(80:20)	DAP	22 Aug 17.30 IST	32,700	-400	-300	-4,200
Ex-Mumbai	HMS(80:20)	DAP	22 Aug 17.30 IST	32,800	-400	-400	-3,700
Ex-Chennai	HMS(90:10)	DAP	22 Aug 17.30 IST	34,100	0	-500	-2,600
	HMS(80:20)	DAP	22 Aug 17.30 IST	31,800	+100	0	-3,300
	CR Busheling (Bundle)	DAP	22 Aug 17.30 IST	35,800	0	-400	-2,500
	Turning Boring Scrap	DAP	22 Aug 17.30 IST	30,900	+100	+100	-3,200
Ex-Coimbatore	CI Scrap, Mixed Size	DAP	22 Aug 17.30 IST	37,600	+100	-100	-200
Ex-Hyderabad	HMS(90:10)	DAP	22 Aug 17.30 IST	31,500	0	-300	-3,300
	HMS(80:20)	DAP	22 Aug 17.30 IST	30,000	0	-300	-3,300
Ex-Bhilai	9-13 Meters, 60 KG	Ex-works	25 Jul 14.36 IST	40,800	-3,620	-350	-700

Mill Scale (India)

Indian prices (in INR/MT)							
Ex Plant, Raipur	Fines, Fe 70/68%	EXW	21 Aug 18.22 IST	6,950	0	+150	-250
Ex-Kandla	Fines, Fe 70/68%	DAP	21 Aug 18.22 IST	6,650	0	-100	-850

Sponge Iron (Global)

Particular/Delivery	Size/Grade	Delivery	As On	Price	Change	1M	3M
Global prices (in USD/MT)							
CNF Bangladesh	FeM 80% (+/-1), 100% lumps	-	22 Aug 17.23 IST	\$361	-2	+6	-47
CNF Nepal	Mix (70% lumps, 30% fines), FeM 80% (+/-1)	-	22 Aug 17.23 IST	\$346	+3	-2	-60

Melting Scrap (Global)

Global prices (in USD/MT)							
FOB Europe	HMS 80:20 (Bulk)	-	21 Aug 18.35 IST	\$336	-9	-22	-18
FOB USA	HMS 80:20	-	22 Aug 17.15 IST	\$333	-3	-26.8	-23
	Shredded	-	22 Aug 17.15 IST	\$353	-3	-26.8	-23
CNF Bangladesh	H2 (Bulk, Japan origin)	-	21 Aug 18.24 IST	\$397	-8	-4	-1
	HMS 80:20 (Bulk, US Origin)	-	21 Aug 18.24 IST	\$391	-12	-13	-11
	HMS 80:20 (Containers, Europe Origin)	-	22 Aug 18.35 IST	\$393	-1	-11	-9.8
	Shredded (Containers, UK Origin)	-	22 Aug 18.35 IST	\$413	-1	-12.4	-6.6
CNF China	H2	-	22 Aug 12.24 IST	\$331	0	+6	-28
	HMS 80:20 (Bulk)	-	22 Aug 12.24 IST	\$350	-7	0	-3.2
	Shredded	-	22 Aug 12.24 IST	\$410	0	0	+3
CNF India	HMS 80:20 (Europe Origin, Containers)	-	22 Aug 18.35 IST	\$371	-4	-16.2	-29
	HMS 80:20 (West Africa Origin, Containers)	-	22 Aug 18.35 IST	\$370	0	-16.4	-25.4
	HMS 80:20 (West Africa Origin, Containers)	-	22 Aug 18.35 IST	\$375	0	-13.8	-23.4
	Shredded (Europe Origin, Containers)	-	22 Aug 18.35 IST	\$398	0	-16	-18.2
	Shredded (US Origin, Containers)	-	22 Aug 18.35 IST	\$395	0	-13.4	-18.8
CNF Pakistan	Shredded (Containers, Europe Origin)	-	22 Aug 18.35 IST	\$396	-2	-30.6	-22.2
CNF Taiwan	HMS 80:20 (US Origin, Containers)	-	21 Aug 13.42 IST	\$340	-5	-7	-8
CNF Thailand	HMS 70:30	-	29 Jan 17.41 IST	\$352	+2	NA	NA
CNF Turkey	HMS 80:20 (Bulk, US Origin)	-	22 Aug 18.35 IST	\$360	-3	-29.4	-18.6

CNF Vietnam	H2, (Bulk, Japan origin)	-	12 Aug 18.47 IST	\$366	-5	-2	-9
	HMS 80:20 (Bulk, US Origin)	-	12 Aug 18.47 IST	\$375	-7	-11	-10

Pig Iron (Global)

Particular/Delivery	Size/Grade	Delivery	As On	Price	Change	1M	3M
Global prices (in USD/MT)							
FOB Black Sea	Steel Grade	-	17 Aug 13.01 IST	\$392	0	-18	-20
FOB Brazil	Steel Grade	-	17 Aug 13.01 IST	\$442	0	-3	-8
CNF Italy	Steel Grade	-	17 Aug 14.45 IST	\$439	0	-14	-21

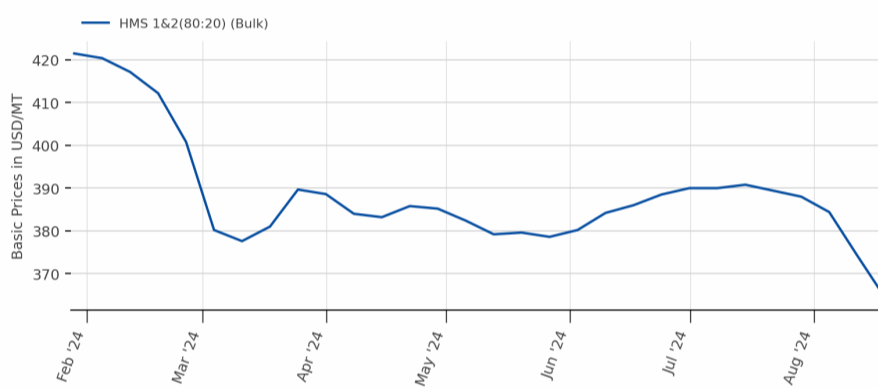
Weekly Assessment,, *Tender Prices in export

Ship Breaking (Global)

Global prices (in USD/MT)							
CNF Bangladesh	Containers	-	20 Aug 11.49 IST	\$530	+10	-10	-30
	Tanker	-	20 Aug 11.49 IST	\$520	+10	-10	-20
CNF India	Containers	-	20 Aug 11.49 IST	\$520	+10	-10	-30
	Tanker	-	20 Aug 11.49 IST	\$510	+10	-10	-20
CNF Pakistan	Containers	-	20 Aug 11.49 IST	\$510	-20	-10	-20
	Tanker	-	20 Aug 11.49 IST	\$500	-20	-10	-20
CNF Turkey	Containers	-	20 Aug 11.49 IST	\$380	+15	0	0
	Tanker	-	20 Aug 11.49 IST	\$370	+15	0	0

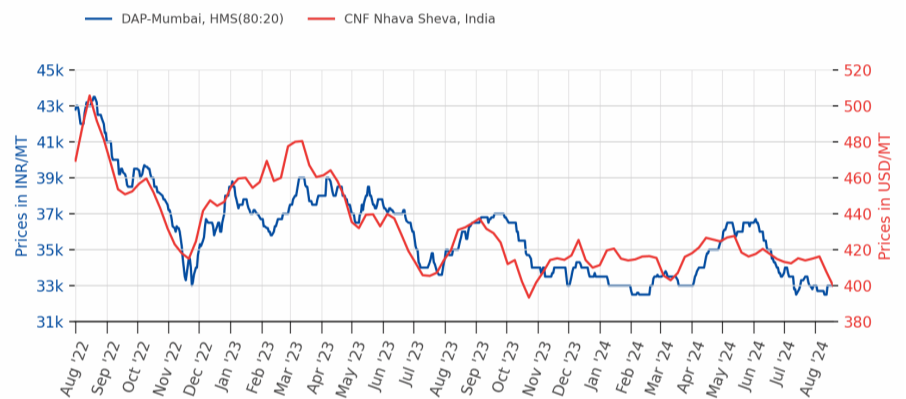
Note:- W-O-W: Week On Week, 1M: Change over last month, 3M: Change over last 3 months

Melting Scrap, CNF Turkey



Source:BigMint

Melting Scrap DAP Mumbai/CNF India



Source:BigMint

South Asia: Imported shredded scrap offers from UK/Europe

Offers in \$/t, CFR

India, Pakistan, Bangladesh, Turkiye HMS(80:20)(US)

Source: BigMint

South Asia: Imported ferrous scrap market under pressure on limited buyer activity

2024-08-22

[READ MORE](#)

Turkiye: Imported ferrous scrap vs Rebar price trend

Spread (Rebar vs Scrap), USA origin HMS 182 (80:20), Rebar, FOB Iskenderun

\$/t, CFR Turkiye

Turkish imported scrap price dropped to the lowest level of 2024

Source: BigMint

Turkish ferrous scrap prices plunge to 10-month low

2024-08-22

[READ MORE](#)

South Korea Steel Scrap Imports August 2024

Company name	Port	Import volume
Hyundai steel	Dangjin	4,000
	Pohang	2,000
Sub Total		6,000
Dongkuk Steel	Incheon	4,500
Sub Total		4,500
SeAH Besteel	Gunsan	17,000
POSCO	Pohang	15,500
	Gwangyang	6,000
Sub Total		38,500
	Masan	10,830
Total		59,830

Source: BigMint

South Korea: Scrap arrivals at major ports drop by over 20% w-o-w

2024-08-22

[READ MORE](#)

UAE: Domestic scrap index - processed HMS(80:20) price trend

Price in \$/t

2024

AED 1,265/t -49/t DAP Abu Dhabi w-o-w

Source: BigMint

UAE: Domestic ferrous scrap index hits 3-month low on sluggish demand

2024-08-22

[READ MORE](#)

India: Melting scrap index DAP-Mandi Gobingarh (End Cutting vs Billet)

End Cutting - INR 37,300/t (-300) 22 August'24

Price in INR/t

End Cutting Scrap, Billet (100x100 mm), Spread(RHS)

Source: BigMint

India: BigMint's ferrous scrap index drops by INR 300/t on muted market -22 Aug'24

2024-08-22

[READ MORE](#)

India Sponge iron price & trade volume

Bellary (PDRI), Raipur (PDRI), Durgapur (PDRI)

Quantity in t, Price in INR/t

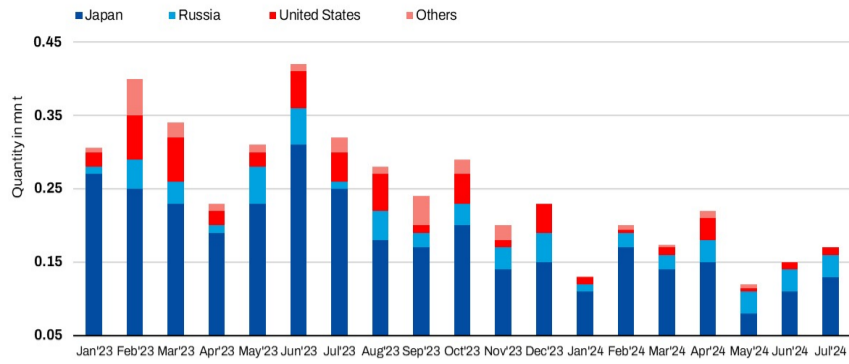
Source: BigMint Research

India: Sponge iron prices drop on limited buying - 22 Aug'24

2024-08-22

[READ MORE](#)

South Korea: Ferrous scrap import volume



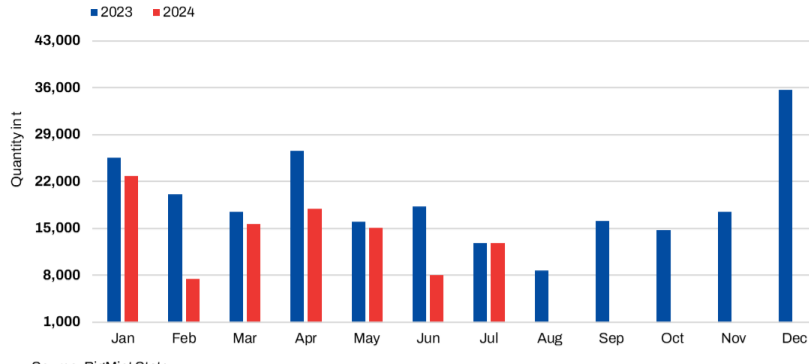
Source: BigMint

South Korea: Ferrous scrap imports rise by 8% m-o-m in Jul'24

2024-08-22

[READ MORE](#)

China ferrous scrap import volumes



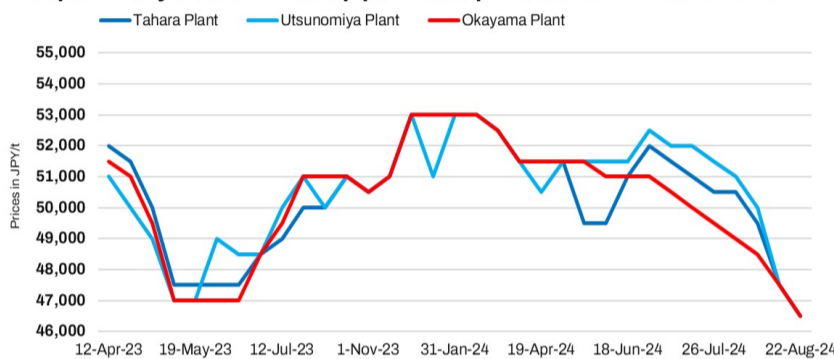
Source: BigMint Stats

China: Ferrous scrap imports jump by over 50% m-o-m in Jul'24

2024-08-22

[READ MORE](#)

Japan: Tokyo Steel H2 scrap purchase price trend



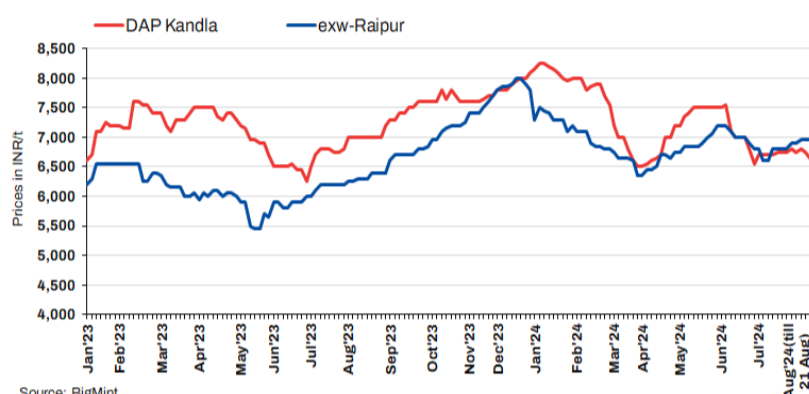
Source: BigMint

Japan: Tokyo Steel further reduces scrap procurement prices by \$7/t except in Kyushu plant

2024-08-22

[READ MORE](#)

India: Domestic mill-scale prices



Source: BigMint

India: Mill scale prices remain stable in key markets

2024-08-21

[READ MORE](#)

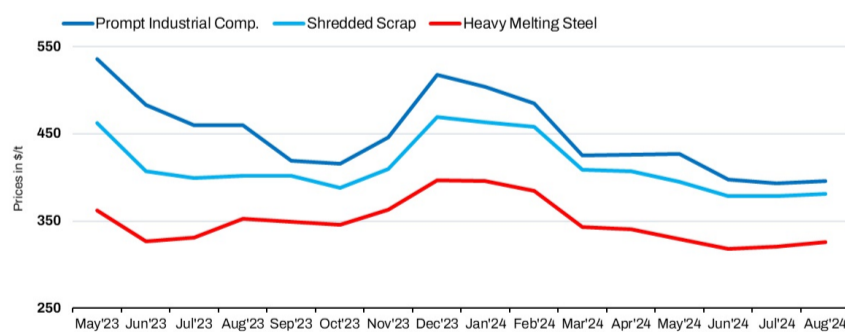
Turkish imported bulk ferrous scrap deal updates

Turkish ferrous scrap prices hit 10-month low following recent US deal

2024-08-21

[READ MORE](#)

RMDAS: Total US regional spot market prices



Source: RMDAS | Maintained by BigMint

USA: RMDAS ferrous scrap index witnesses positive trend in Aug'24

2024-08-21

[READ MORE](#)

Steel

Ingot/Billet (India)

Region	Particular	INGOT				BILLET			
		Price	Change	W-O-W	1M	Price	Change	W-O-W	1M
Indian prices (in INR/MT) As on 22 Aug 2024									
North India	Ghaziabad	41,200	- 300	+ 400	- 200	-	-	-	-
North India	Ludhiana	44,300	- 400	+ 300	- 1,000	-	-	-	-
North India	Mandi Gobindgarh	41,900	- 200	+ 200	- 800	41,900	- 250	+ 200	- 800
North India	Muzaffarnagar	41,000	- 300	+ 300	0	-	-	-	-
East India	Rourkela	37,300	- 300	+ 100	- 200	37,900	- 250	+ 200	- 100
Central India	Raigarh	37,700	- 400	+ 200	0	38,100	- 400	+ 200	+ 50
Central India	Raipur	38,400	- 300	+ 400	+ 400	38,650	- 450	+ 350	+ 150
West India	Ahmedabad	40,700	- 200	+ 500	- 500	41,400	- 100	+ 200	- 800
West India	Jaipur	40,400	- 200	+ 200	- 100	-	-	-	-
West India	Mumbai	40,800	- 200	+ 100	+ 200	41,200	- 200	+ 200	+ 200
East India	Durgapur	-	-	-	-	38,600	- 350	+ 50	- 250
East India	Kolkata	-	-	-	-	39,300	- 350	+ 50	- 250
West India	Bhavnagar	-	-	-	-	41,000	- 200	+ 200	- 800
West India	Goa	-	-	-	-	40,300	0	0	+ 300
West India	Jalna	-	-	-	-	40,800	- 100	+ 100	- 200
South India	Chennai	-	-	-	-	41,800	0	- 200	- 500
South India	HINDPUR	-	-	-	-	41,000	0	+ 200	+ 200
South India	Hyderabad	-	-	-	-	39,500	0	0	0
Eastern India	Ramgarh	-	-	-	-	38,800	- 200	+ 250	- 200

All prices are basic, GST @ 18% extra. Ingot - 3.5"*4.5", Commercial Grade, Billet - 100*100

Rebar (India)

Particular/Delivery	Size/Grade	Delivery	As On	Price	PRICE @ 18%GST	Change	1M	3M
Indian prices (in INR/MT)								
Exy-Delhi/NCR	12-32mm, BF Route, IS 1786 Fe 550D	Ex-Yard	16 Aug 17.32 IST	50,200	59,200	- 600	- 2,600	- 8,000
	12-32mm, BF Route, IS 1786 Fe 500D	Ex-Yard	16 Aug 17.32 IST	50,200	59,200	- 600	- 2,600	- 8,000
Exy-Durgapur	12-32mm BF Route, IS 1786 Fe 500D	Ex-Yard	16 Aug 17.32 IST	50,300	59,400	- 400	- 2,800	- 6,500
	12-32mm BF Route, IS 1786 Fe 550D	Ex-Yard	16 Aug 17.32 IST	50,300	59,400	- 400	- 2,800	- 6,500
Exy-Ahmedabad	12-32mm BF Route, IS 1786 Fe 550D	Ex-Yard	16 Aug 17.32 IST	50,300	59,400	- 300	- 2,700	- 8,000
	12-32mm BF Route, IS 1786 Fe 500D	Ex-Yard	16 Aug 17.32 IST	50,300	59,400	- 300	- 2,700	- 8,000
Exy-Mumbai	12-32mm, BF Route, IS 1786 Fe 500D	Ex-Yard	16 Aug 17.32 IST	49,900	58,900	- 400	- 2,400	- 8,500
	12-32mm, BF Route, IS 1786 Fe 550D	Ex-Yard	16 Aug 17.32 IST	49,900	58,900	- 400	- 2,400	- 8,500
Exy-Bangalore	12-32mm, BF Route, IS 1786 Fe 500D	Ex-Yard	16 Aug 17.32 IST	51,000	60,200	- 700	- 2,400	- 8,200
	12-32mm, BF Route, IS 1786 Fe 550D	Ex-Yard	16 Aug 17.32 IST	51,000	60,200	- 700	- 2,400	- 8,200
Exy-Chennai	12-32mm, BF Route, IS 1786 Fe 500D	Ex-Yard	16 Aug 17.32 IST	51,200	60,400	- 400	- 2,000	- 7,700
	12-32mm, BF Route, IS 1786 Fe 550D	Ex-Yard	16 Aug 17.32 IST	51,200	60,400	- 400	- 2,000	- 7,700
Exy-Hyderabad	12-32mm, BF Route, IS 1786 Fe 500D	Ex-Yard	16 Aug 17.32 IST	50,200	59,200	- 100	- 3,100	- 8,500
	12-32mm, BF Route, IS 1786 Fe 550D	Ex-Yard	16 Aug 17.32 IST	50,200	59,200	- 100	- 3,100	- 8,500
Indian prices (in INR/MT)								
Ex-Delhi/NCR	12-25mm, IF Route, Fe 500, IS 1786	Ex-Works	22 Aug 13.33 IST	45,800	54,000	- 200	- 400	- 4,900
Ex-Jaipur	12-25mm IF route, Fe 500, IS 1786	Ex-Works	22 Aug 13.33 IST	44,200	52,200	0	- 400	- 6,000
Ex-Mandi Gobindgarh	12-25mm, IF Route, Fe 500, IS 1786	Ex-Works	22 Aug 13.33 IST	46,900	55,300	0	- 300	- 4,700
Ex-Muzaffarnagar	12-25mm, IF Route, Fe 500, IS 1786	Ex-Works	22 Aug 13.33 IST	44,600	52,600	- 200	- 800	- 5,200
Ex-Durgapur	12-25mm, IF Route, Fe 500D, IS 1786	Ex-Works	22 Aug 17.54 IST	43,300	51,100	- 200	- 300	- 6,100
	12-25mm, IF Route, Fe 500, IS 1786	Ex-Works	22 Aug 17.54 IST	41,200	48,600	- 200	- 100	- 6,100
Ex-Rourkela	12-25mm, IF Route, Fe 500, IS 1786	Ex-Works	22 Aug 13.33 IST	41,800	49,300	0	+ 500	- 5,700
	12-25mm, IF Route, Fe 500D, IS 1786	Ex-Works	22 Aug 13.33 IST	48,600	57,300	0	+ 800	- 3,700
Ex-Raigarh	12-25mm, IF Route, Fe 500, IS 1786	Ex-Works	22 Aug 13.33 IST	41,600	49,100	- 100	+ 100	- 5,800
Ex-Raipur	12-25mm, IF Route, Fe 500, IS 1786	Ex-Works	22 Aug 17.54 IST	41,800	49,300	- 200	+ 200	- 6,200
	12-25mm, IF Route, Fe 500D, IS 1786	Ex-Works	22 Aug 13.33 IST	44,800	52,900	0	0	- 5,800
Ex-Ahmedabad	12-25mm, IF Route, Fe 500, IS 1786	FOR	22 Aug 13.33 IST	45,300	53,500	0	- 700	- 5,200

Ex-Goa	12-25mm, IF Route, Fe 500, IS 1786	Ex-Works	22 Aug 13.33 IST	46,700	55,100	0	- 500	- 4,600
Ex-Jalna	12-25mm, IF Route, Fe 500, IS 1786	Ex-Works	22 Aug 13.33 IST	45,000	53,100	0	- 500	- 6,800
Ex-Mumbai	12-25mm, IF Route, Fe 500, IS 1786	Ex-Works	22 Aug 13.33 IST	45,900	54,200	0	+ 500	- 6,700
Ex-Bangalore	12-25mm, IF Route, Fe 550D, IS 1786	Ex-Works	22 Aug 13.33 IST	49,800	58,800	0	- 300	- 3,900
	12-25mm, IF Route, Fe 550, IS 1786	Ex-Works	22 Aug 13.33 IST	46,500	54,900	0	- 300	- 5,000
Ex-Chennai	12-25mm, IF Route, Fe 500, IS 1786	Ex-Works	22 Aug 13.33 IST	46,500	54,900	0	- 1,000	- 4,500
Ex-Hyderabad	12-25mm, IF Route, Fe 500, IS 1786	Ex-Works	22 Aug 13.33 IST	43,500	51,300	0	+ 500	- 5,500
Ex-Patna	12-25mm IF route, Fe 500, IS 1786	Ex-Works	22 Aug 13.33 IST	42,800	50,500	0	- 600	- 6,400

Structure (Medium & Small Scale Producers) (India)

Region/Zone	Particular	40 ANGLE	Change	1M	75 CHANNEL	Change	1M	200 BEAM	Change	1M
Indian prices (in INR/MT)										
North India	Ghaziabad	-	-	-	-	-	-	49,300	0	- 100
East India	Durgapur	44,000	0	- 700	44,000	0	- 700	44,750	0	- 500
Central India	Raipur	-	-	-	44,600	- 100	+ 200	-	-	-
West India	Ahmedabad	46,500	0	- 600	46,500	0	- 600	-	-	-
West India	Mumbai	49,100	0	+ 1,100	49,900	0	+ 1,100	-	-	-
South India	Hyderabad	47,000	0	- 500	46,600	0	- 500	-	-	-

Indian Structure price assessment frequency has been increased from weekly to daily basis, All prices are basic, Commercial Grade, Basic Price GST @ 18% extra

Wire Rod (India)

Particular	Size/Grade	Raipur	Change	W-O-W	Durgapur	Change	W-O-W
Indian prices (in INR/MT)							
SWRY 14 LC Gr 3, Induction route	5.5 mm	42,800	- 400	+ 500	42,100	- 300	+ 100
HB Wire, Induction route	12 Gauge	45,300	- 400	+ 300	44,600	- 300	+ 100
GI Wire, Induction route	12 Gauge	49,400	- 300	+ 300	52,100	- 300	0
Binding Wire, Induction route	20 Gauge	51,600	- 400	+ 600	51,100	- 300	+ 100
Barbed Wire, Induction route	12*12 Gauge	51,400	- 300	+ 300	55,100	- 300	+ 100

Daily Assessment, Commercial Grade, Basic Price GST @ 18% extra

HRC (India)

Particular/Delivery	Size/Grade	Delivery	As On	Price	Change	1M	3M
Indian prices (in INR/MT)							
Delhi	2.5-8mm / CTL, IS2062, Gr E250 Br.	Ex-stockyard	20 Aug 18.03 IST	50,400	0	- 1,100	- 4,200
	2.5-8mm / CTL, IS2062, Gr E250 Br.	Ex-stockyard	20 Aug 18.03 IST	50,200	0	- 1,300	- 3,650
Faridabad	2.5-8mm / CTL, IS2062, Gr E350 Br.	Ex-stockyard	20 Aug 18.03 IST	53,200	0	- 1,300	- 3,650
	1.8mm / CTL, IS2062, Gr E250 Br.	Ex-stockyard	20 Aug 18.03 IST	51,700	0	- 1,300	- 3,650
Ludhiana	2.5-8mm / CTL, IS2062, Gr E250 Br.	Ex-stockyard	20 Aug 18.03 IST	51,000	0	- 1,800	- 3,250
Kolkata	2.5-8mm / CTL, IS2062, Gr E250 Br.	Ex-stockyard	20 Aug 18.03 IST	48,500	- 300	- 2,300	- 4,400
Ahmedabad	2.5-8mm / CTL, IS2062, Gr E250 Br.	Ex-stockyard	20 Aug 18.03 IST	51,400	- 100	- 1,400	- 3,300
	2.5-8mm / CTL, IS2062, Gr E250 Br.	Ex-stockyard	20 Aug 18.03 IST	50,300	0	- 1,200	- 3,600
Mumbai	2.5-8mm / CTL, IS2062, Gr E350 Br.	Ex-stockyard	20 Aug 18.03 IST	53,300	0	- 1,100	- 3,600
	1.8mm / CTL, IS2062, Gr E250 Br.	Ex-stockyard	20 Aug 18.03 IST	51,800	0	- 1,200	- 3,550
Bangalore	2.5-8mm / CTL, IS2062, Gr E250 Br.	Ex-stockyard	20 Aug 18.03 IST	52,700	- 100	- 1,650	- 3,800
Chennai	2.5-8mm / CTL, IS2062, Gr E250 Br.	Ex-stockyard	20 Aug 18.03 IST	50,500	0	- 2,250	- 5,400
	1.8mm / CTL, IS2062, Gr E250 Br.	Ex-stockyard	20 Aug 18.03 IST	52,300	0	- 2,000	- 5,100
Hyderabad	2.5-8mm / CTL, IS2062, Gr E250 Br.	Ex-stockyard	20 Aug 18.03 IST	50,900	- 100	- 1,350	- 2,300

Weekly Assessment, Commercial Grade, *Basic Price GST @ 18% extra.,

CRC (India)

Particular/Delivery	Size/Grade	Delivery	As On	Price	Change	1M	3M
Indian prices (in INR/MT)							
Delhi	0.90mm / CTL, IS 513, CR1	Ex-stockyard	20 Aug 18.13 IST	58,000	0	- 1,250	- 2,900
Faridabad	0.5mm / CTL, IS 513, CR1	Ex-stockyard	20 Aug 18.13 IST	59,200	0	- 1,300	- 2,500
	0.90mm / CTL, IS 513, CR1	Ex-stockyard	20 Aug 18.13 IST	57,700	0	- 1,300	- 2,500
Ludhiana	0.90mm / CTL, IS 513, CR1	Ex-stockyard	20 Aug 18.13 IST	58,000	0	- 1,500	- 2,550
Kolkata	0.90mm / CTL, IS 513, CR1	Ex-stockyard	20 Aug 18.13 IST	54,800	- 1,500	- 2,400	- 3,700
Ahmedabad	0.90mm / CTL, IS 513, CR1	Ex-stockyard	20 Aug 18.13 IST	58,000	- 300	- 1,800	- 3,150

Mumbai	0.5mm / CTL, IS 513, CR1	Ex-stockyard	20 Aug 18.13 IST	58,800	0	-1,650	-3,400
	0.90mm / CTL, IS 513, CR1	Ex-stockyard	20 Aug 18.13 IST	57,400	0	-1,750	-3,300
Bangalore	0.9mm / CTL, IS 513, CR1	Ex-stockyard	20 Aug 18.13 IST	60,500	0	-2,500	-2,850
Chennai	0.5mm / CTL, IS 513, CR1	Ex-stockyard	20 Aug 18.13 IST	63,000	0	-550	-1,900
	0.90mm / CTL, IS 513, CR1	Ex-stockyard	20 Aug 18.13 IST	61,500	0	-550	-1,900
Hyderabad	0.90mm / CTL, IS 513, CR1	Ex-stockyard	20 Aug 18.13 IST	59,600	+100	-1,650	-3,200

Weekly Assessment, Commercial Grade, *Basic Price GST @ 18% extra.,

HR Plate (India)

Particular/Delivery	Size/Grade	Delivery	As On	Price	Change	1M	3M
Indian prices (in INR/MT)							
Delhi	60-100mm, Gr E350 Br.	Ex-stockyard	21 Aug 18.32 IST	61,900	-300	-2,400	-4,600
	5-10mm, Gr E350 Br.	Ex-stockyard	21 Aug 18.32 IST	54,000	-500	-1,300	-4,200
	20-40mm, Gr E350 Br.	Ex-stockyard	21 Aug 18.32 IST	58,200	-500	-2,000	-3,900
	60-100mm, Gr E250 Br.	Ex-stockyard	21 Aug 18.32 IST	58,400	-300	-2,400	-4,400
	5-10mm, Gr E250 Br.	Ex-stockyard	21 Aug 18.32 IST	50,500	-500	-1,300	-4,100
	20-40mm, Gr E250 Br.	Ex-stockyard	21 Aug 18.32 IST	54,700	-500	-2,200	-3,700
Mumbai	60-100mm, Gr E350 Br.	Ex-stockyard	21 Aug 18.32 IST	61,800	-1,000	-2,400	-3,900
	5-10mm, Gr E350 Br.	Ex-stockyard	21 Aug 18.32 IST	54,000	-500	-2,300	-4,300
	20-40mm, Gr E350 Br.	Ex-stockyard	21 Aug 18.32 IST	58,000	-700	-2,100	-3,400
	60-100mm, Gr E250 Br.	Ex-stockyard	21 Aug 18.32 IST	58,300	-1,200	-2,500	-3,800
	5-10mm, Gr E250 Br.	Ex-stockyard	21 Aug 18.32 IST	50,500	-500	-2,200	-4,500
	20-40mm, Gr E250 Br.	Ex-stockyard	21 Aug 18.32 IST	54,500	-800	-2,300	-3,500

Weekly Assessment, Commercial Grade, Basic Price GST @ 18% extra

GP (India)

Indian prices (in INR/MT)							
Delhi	0.7mm / CTL, 120 GSM, IS277	Ex-stockyard	22 Aug 19.07 IST	60,200	-400	-3,200	-5,700
	0.6mm / CTL, 120 GSM, IS277	Ex-stockyard	22 Aug 19.07 IST	61,500	-700	-3,500	-5,900
Mumbai	0.8mm / CTL, 120 GSM, IS277	Ex-stockyard	22 Aug 19.07 IST	60,300	-900	-2,800	-4,500
	0.6mm / CTL, 120 GSM, IS277	Ex-stockyard	22 Aug 19.07 IST	61,800	-900	-2,800	-4,500
Chennai	0.8-1.6mm / CTL, 120gsm, IS277	Ex-stockyard	22 Aug 19.07 IST	63,800	0	-2,200	-6,800
	0.6mm / CTL, 120 GSM, IS277	Ex-stockyard	22 Aug 19.07 IST	65,300	0	-2,200	-6,800
Hyderabad	0.8mm / CTL, 120 GSM, IS277	Ex-stockyard	22 Aug 19.07 IST	64,300	-700	-2,400	-4,300
	0.6mm / CTL, 120 GSM, IS277	Ex-stockyard	22 Aug 19.07 IST	65,800	-700	-2,400	-4,300

PPGI (India)

Particular/Delivery	Size/Grade	Delivery	As On	Price	Change	1M	3M
Indian prices (in INR/MT)							
Delhi	0.5mm / CTL, 90 GSM, IS14246	Ex-stockyard	22 Aug 18.57 IST	70,000	-500	-2,700	-4,900
Mumbai	0.5mm / CTL, 90 GSM, IS14246	Ex-stockyard	22 Aug 18.57 IST	68,800	-1,200	-2,900	-5,400

MS Pipes (India)

Indian prices (in INR/MT)							
Ex-Raipur	41-60 OD (Patra Based)	Ex-works	22 Aug 16.19 IST	42,200	-300	-400	-5,800
Ex-Mandi Gobindgarh	41-60 OD (Patra Based)	Ex-works	22 Aug 16.19 IST	44,300	-200	-1,700	-4,500
Exy-Delhi	2.2-6mm, IS 1239,IS 1161 (HR Coil Based)	Ex-Yard	21 Aug 17.44 IST	56,000	0	-1,500	-5,000
Exy-Raipur	2.2-6mm, IS 1239,IS 1161 (HR Coil Based)	Ex-Yard	21 Aug 17.44 IST	55,000	0	-2,000	-4,500
Exy-Mumbai	2.2-6mm, IS 1239,IS 1161 (HR Coil Based)	Ex-Yard	21 Aug 17.44 IST	55,000	0	-1,500	-5,500
Exy-Pune	2.2-6mm, IS 1239,IS 1161 (HR Coil Based)	Ex-Yard	21 Aug 17.44 IST	55,000	0	-1,500	-5,500
Exy-Bangalore	2.2-6mm, IS 1239,IS 1161 (HR Coil Based)	Ex-Yard	21 Aug 17.44 IST	55,500	0	-1,500	-4,000
Exy-Hyderabad	2.2-6mm, IS 1239,IS 1161 (HR Coil Based)	Ex-Yard	21 Aug 17.44 IST	55,500	0	-1,500	-4,000

Billet (Global)

Particular/Delivery	Size/Grade	Delivery	As On	Price	Change	1M	3M
Global prices (in USD/MT)							
FOB India	150*150, 3SP/4SP	-	20 Aug 18.22 IST	\$490	0	0	-10
FOB Iran	130*130, 3SP	-	20 Aug 18.22 IST	\$465	-7	-13	-13
FOB Russia	130*130, 3SP	-	20 Aug 18.22 IST	\$470	-10	-25	-28
CNF Nepal	100*100, IS 2831 (IF Grade)	-	20 Aug 18.21 IST	\$489	+4	-1	-65.5
CNF Philippines	150*150, 3SP	-	20 Aug 18.21 IST	\$465	-15	-25	-60
CNF Turkey	120*120	-	20 Aug 18.21 IST	\$485	-5	-27.5	-35

Weekly Assessment

Rebar (Global)

Particular/Delivery	Size/Grade	Delivery	As On	Price	Change	1M	3M
Global prices (in USD/MT)							
FOB Turkey	12-32mm, Commercial	-	16 Aug 11.34 IST	\$577	-1	-3	NA

Wire Rod (Global)

Particular/Delivery	Size/Grade	Delivery	As On	Price	Change	1M	3M
Global prices (in USD/MT)							
CNF Nepal	5.5-6.0mm, Commercial Grade	-	17 Aug 13.17 IST	\$530	0	-8	-62
	6-8 mm, ASTM A510 SAE 1008	-	17 Aug 13.17 IST	\$585	0	-5	-35

HRC (Global)

Particular/Delivery	Size/Grade	Delivery	As On	Price	Change	1M	3M
Global prices (in USD/MT)							
CNF Bangladesh	2mm, SAE 1006 (China origin)	-	20 Aug 18.22 IST	\$505	-25	-40	-80
CNF Dubai	2mm, SAE1006 (India origin), SAE1006	-	23 Apr 18.30 IST	\$595	0	NA	NA
CNF Europe	3-4mm, S235JR	-	20 Aug 18.22 IST	\$510	-25	-45	-85
	3mm+, S275	-	20 Aug 18.22 IST	\$620	-30	-30	NA
CNF India	2-12 mm, SS400 (China Origin)	-	20 Aug 18.22 IST	\$495	-25	-45	-80
	3mm, SS400 (South Korea Origin)	-	16 Jul 18.40 IST	\$570	-30	NA	-30
CNF Nepal	2mm, SAE1006 (India origin), SAE1006	-	20 Aug 18.22 IST	\$565	-15	-35	NA
CNF Pakistan	2mm, SS400 (China origin), SS400	-	20 Aug 18.22 IST	\$480	-25	-50	-85
	2mm, SS400 (Japan origin), SS400	-	28 May 18.42 IST	\$585	0	NA	0
CNF UAE	2mm, SAE1006 (China Origin)	-	20 Aug 18.22 IST	\$510	-17	-40	-73
	2 mm, SAE 1006 (Formosa, skin pass)	-	16 Aug 13.35 IST	\$534	-41	NA	NA
	2-20mm, SAE 1006 (India Origin)	-	09 Apr 18.25 IST	\$567	0	NA	NA
CNF Vietnam	2-3mm, SAE 1006 (China Origin)	-	20 Aug 18.22 IST	\$500	-10	-25	-65
	Thickness - 2-6 mm, Width - 1.1-1.3m	-	01 Aug 17.51 IST	\$530	-25	NA	NA
FOB Black Sea	3mm, SAE1006	-	20 Aug 18.32 IST	\$495	-20	-50	-67
FOB China	3-12mm, SS400	-	20 Aug 18.32 IST	\$455	-25	-45	-85
FOB India	2.5 mm, SAE1006	-	23 Apr 18.30 IST	\$560	0	NA	NA
FOB Japan	2mm, SS400	-	13 Aug 18.46 IST	\$530	-10	-10	-35
FOB South Korea	1.6-2.5mm, SAE 1006	-	13 Aug 18.46 IST	\$520	-30	NA	-50

CRC (Global)

Particular/Delivery	Size/Grade	Delivery	As On	Price	Change	1M	3M
Global prices (in USD/MT)							
FOB China	0.90mm, SPCC	-	21 Aug 18.38 IST	\$520	-15	-40	-90
FOB India	0.9 mm, IS 513 Gr.O	-	21 Aug 18.38 IST	\$665	-10	-10	NA
FOB Russia	0.90mm, SPCC	-	21 Aug 18.38 IST	\$590	-17	-47	-65

HR Plate (Global)

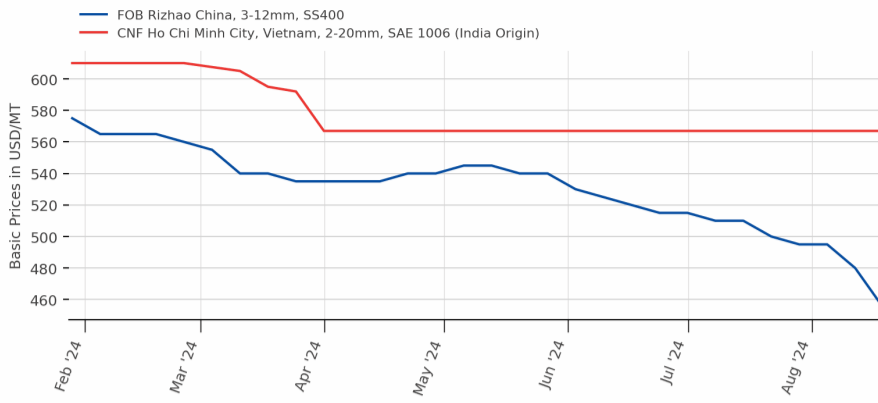
Particular/Delivery	Size/Grade	Delivery	As On	Price	Change	1M	3M
Global prices (in USD/MT)							
FOB China	5-10mm, SS 400	-	21 Aug 18.43 IST	\$480	-20	-45	-75

GP (Global)

Particular/Delivery	Size/Grade	Delivery	As On	Price	Change	1M	3M
Global prices (in USD/MT)							
FOB China	DX51D+z80, Width 1,000-1,500 mm, thickness 0.5-2mm	-	22 Aug 18.00 IST	\$570	-20	-45	-90
FOB India	Width 900-1250mm, thickness 0.50mm, DX51D+z80, BS EN 10142:2000	-	22 Aug 18.00 IST	\$745	0	-5	NA

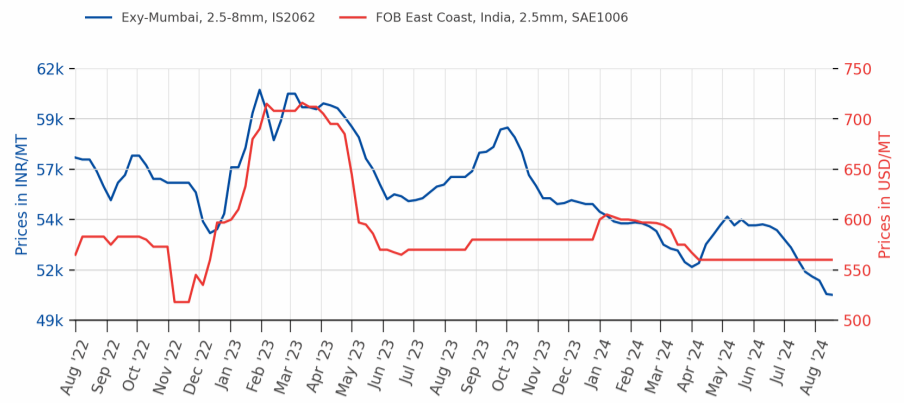
Note:- W-O-W: Week On Week, 1M: Change over last month, 3M: Change over last 3 months

HRC

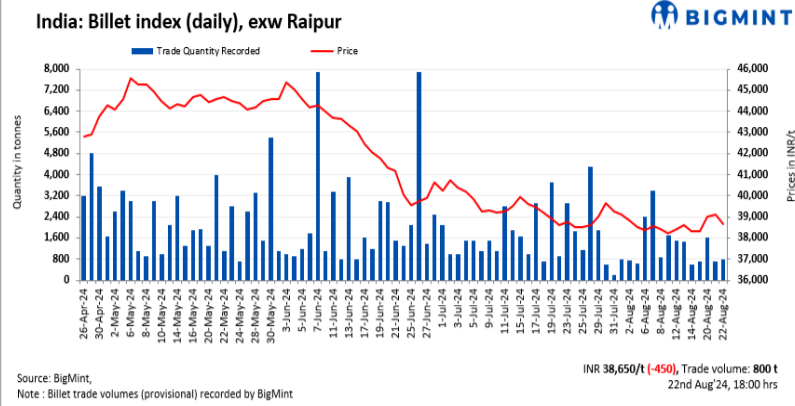


Source:BigMint

Prices of HRC Exy Mumbai/FOB India



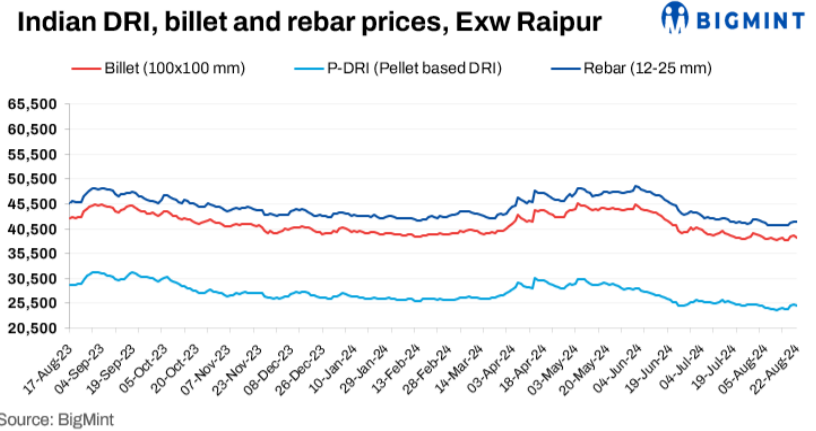
Source:BigMint



India: BigMint's billet index declines by INR 450/t amid limited enquiry - 22 Aug

2024-08-22

[READ MORE](#)



Indian DRI, billet and rebar update - 22 Aug

2024-08-22

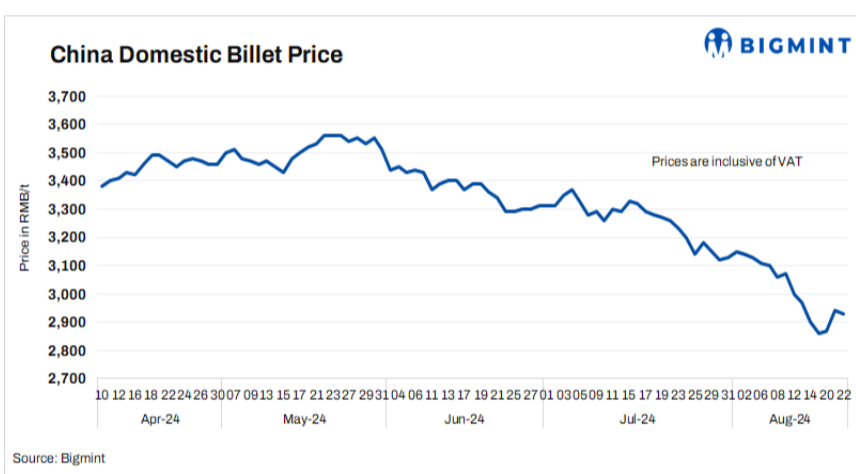
[READ MORE](#)

India: Brandwise rebar offers

India's Brand-wise Rebar Offers from BF and IF route mills -22 Aug

2024-08-22

[READ MORE](#)



China: Steel billet prices inch down by RMB 10/t (\$1/t) d-o-d

2024-08-22

[READ MORE](#)

World crude steel output of major producing countries

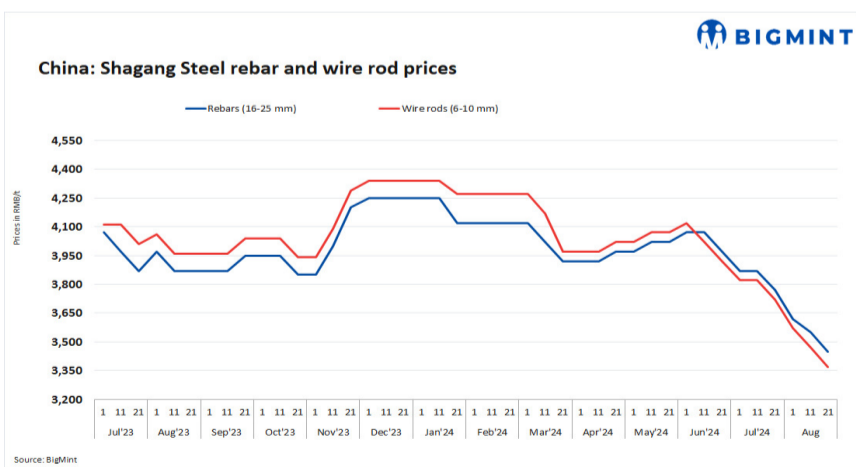
Country	Jul'24	y-o-y (change in %)	Jan-Jul'24	y-o-y (change in %)
China	82.90	-9	613.7	-2.2
India	12.3	6.8	86.4	7.2
Japan	7.1	-3.8	49.8	-2.8
United States	6.9	2.1	46.9	-1.8
Russia	6.3 (e)	-3.1	43.1	-3
South Korea	5.5	-3.4	37.1	-5.9
Germany	3.1 (e)	4.8	22.5	4.5
Türkiye	3.1	4	21.7	14.9
Brazil	3.1	11.6	19.4	3.3
Iran	1.8	-18.7	18.4	2.9

Quantity in mnt
Source: World Steel Association | compiled and maintained by BigMint Research

World crude steel production falls by 4.7% y-o-y in Jul'24: WSA

2024-08-22

[READ MORE](#)



China: Shagang Steel cuts long steel prices by \$14/t for late-Aug'24

2024-08-22

[READ MORE](#)



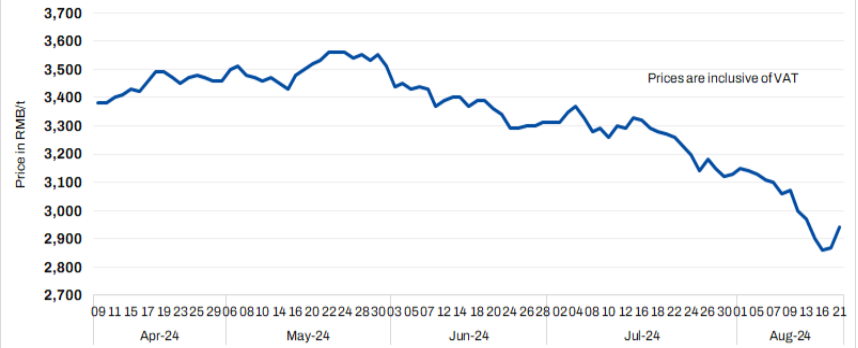
India: Hi-Tech Pipes secures new order worth INR 105 crore

2024-08-22

[READ MORE](#)



China Domestic Billet Price



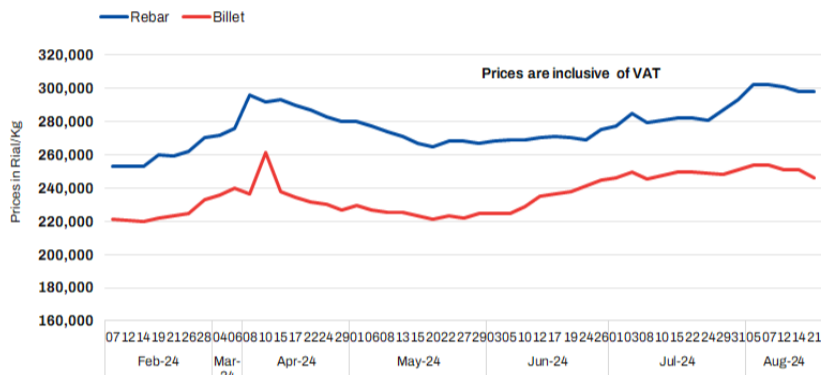
Source: Bigmint

China: Steel billet prices rise by RMB 70/t (\$10/t) d-o-d

2024-08-21

[READ MORE](#)

Iran Domestic Steel Price



Source: Bigmint

Iran: Domestic billet prices fall, rebar stable amid weak demand

2024-08-21

[READ MORE](#)

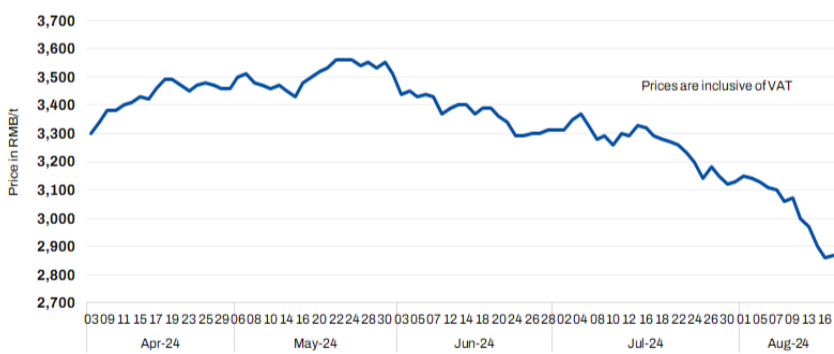


Larsen & Toubro bags order for infra development in Maharashtra

2024-08-21

[READ MORE](#)

China Domestic Billet Price



Source: Bigmint

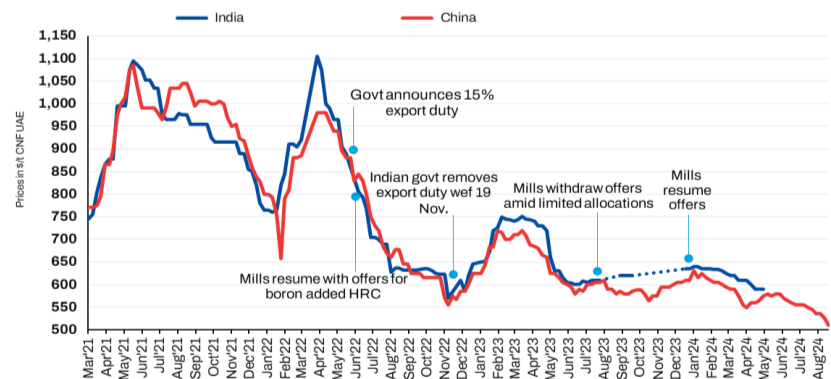
China: Steel billet prices inch up by RMB 10/t (\$1/t) amid rise in rebar futures

2024-08-20

[READ MORE](#)



Imported HRC (SAE1006) offers to UAE from India and China



As assessed on 20 Aug'24 | Source: BigMint

Middle East: Imported HRC prices decline w-o-w

2024-08-20

[READ MORE](#)

Ferro Alloy

Manganese Ore (India)

Particular/Delivery	Size/Grade	Delivery	As On	Price	Change	1M	3M
Indian prices (in INR/MT)							
MOIL	6-80 mm, Lumps, Mn 46%	Ex-Mines	01 Aug 13.27 IST	28,175	-3,131	-3,131	NA
	Lumps, Lumps, Mn 44%, Fe 7%	Ex-Mines	01 Aug 13.27 IST	26,951	-2,995	-2,995	NA
	Lumps, Mn 37%, Fe 7.5%	Ex-Mines	01 Aug 13.27 IST	15,146	-5,601	-5,601	NA
	6-80 mm, Lumps, Mn 30%	Ex-Mines	01 Aug 13.27 IST	7,437	-2,751	-2,751	NA

Weekly Assessment, Prices Ex-Mines Basis Including Royalty

Chrome Ore (India)

Particular/Delivery	Size/Grade	Delivery	As On	Price	Change	1M	3M
Indian prices (in INR/MT)							
Ex-Jajpur (OMC-eAuction)	Friable 54%+	Ex-Mines	21 Aug 18.29 IST	38,085	-202	NA	NA
	Friable 52-54%	Ex-Mines	21 Aug 18.29 IST	34,119	+1,935	NA	NA
	Friable 50-52%	Ex-Mines	21 Aug 18.29 IST	24,252	-521	NA	NA
	Lumps, Friable 48-50%	Ex-Mines	21 Aug 18.29 IST	23,721	-424	NA	NA

OMC E-Auction Prices Including Royalty

Silico Manganese (India)

Particular/Delivery	Size/Grade	Delivery	As On	Price	Change	1M	3M
Indian prices (in INR/MT)							
Ex-Durgapur	10-150 mm, LC (Mn 55% min.)	Ex-Works	22 Aug 10.02 IST	84,300	-700	-700	-22,700
	10-150 mm, MC (Mn 53% min.)	Ex-Works	22 Aug 10.02 IST	79,400	-600	-350	-20,900
	10-50 MM, HC 60-14	Ex-Works	22 Aug 18.37 IST	68,500	0	-280	-15,020
	25-150 mm, HC 60-14	Ex-Works	22 Aug 18.37 IST	68,000	0	-280	-15,020
Ex-Raipur	25-150 mm, HC 60-14	Ex-Works	22 Aug 18.37 IST	68,500	-100	-380	-15,400
Ex-Vizag	25-150 mm, HC 60-14	Ex-Works	22 Aug 18.37 IST	68,100	-100	-140	-15,400

Weekly Assessment; All Prices are basic; GST @ 18% extra

Ferro Manganese (India)

Particular/Delivery	Size/Grade	Delivery	As On	Price	Change	1M	3M
Indian prices (in INR/MT)							
Ex-Durgapur	10-150 mm, MC (Mn 70% min)	Ex-Works	22 Aug 10.03 IST	103,000	-2,000	-6,750	-20,300
	25-150 mm, HC 70%	Ex-Works	22 Aug 18.36 IST	74,500	0	-1,800	-16,400
Ex-Raipur	25-150 mm, HC 70%	Ex-Works	22 Aug 18.36 IST	74,800	0	-1,900	-15,800

Weekly Assessment; All Prices are basic; GST @ 18% extra

Ferro Chrome (India)

Particular/Delivery	Size/Grade	Delivery	As On	Price	Change	1M	3M
Indian prices (in INR/MT)							
Ex-Durgapur	10-60 mm, LC 60%	Ex-Works	22 Aug 10.44 IST	219,000	0	-5,200	-12,600
Ex-Jajpur	10-150mm, HC 60%, Si- 4%	Ex-Works	21 Aug 10.19 IST	103,100	0	-4,450	-2,800
	10-150mm, HC 60%, Si - 2%	Ex-Works	22 Aug 10.44 IST	109,000	+100	-5,000	-4,600

Weekly Assessment; All Prices are basic; GST @ 18% extra

Ferro Silicon (India)

Particular/Delivery	Size/Grade	Delivery	As On	Price	Change	1M	3M
Indian prices (in INR/MT)							
Ex-Guwahati	25-150 mm, FeSi 70%	Ex-Works	20 Aug 18.44 IST	88,000	-400	-4,000	-11,150
Ex-Bhutan	25-150 mm, FeSi 70%	Ex-Works	20 Aug 18.44 IST	88,500	-600	-4,200	-9,750

Weekly Assessment; All Prices are basic; GST @ 18% extra

Manganese Ore (Global)

Particular/Delivery	Size/Grade	Delivery	As On	Price	Change	1M	3M
Global prices (in USD/MT)							
CNF China	Lumps, Mn 37% (USD/dmtu)	-	17 Aug 10.42 IST	\$3.87 /dmtu	-0.28	-0.93	-2.43
	Lumps, Mn 44% (USD/dmtu)	-	17 Aug 10.42 IST	\$6.02 /dmtu	-2.93	-2.98	-0.98

CNF India	Lumps, Mn 37%, (South African origin) (USD/dmtu)	-	17 Aug 10.42 IST	\$4 /dmtu	-0.3	-0.9	-2.45
	Lumps, Mn 44% (USD/dmtu)	-	17 Aug 10.42 IST	\$6.15 /dmtu	-2.95	-3.05	-1
	Lumps, Mn 46%, (USD/dmtu)	-	17 Aug 10.42 IST	\$6.6 /dmtu	-3.1	-3.1	-1

Weekly Assessment

Chrome Ore (Global)

Global prices (in USD/MT)							
CNF China	Conc 40-42%, S. Africa	-	20 Aug 17.32 IST	\$315	+5	-5	0
	Conc 46-48%, Turkish	-	20 Aug 17.32 IST	\$420	-5	-15	+10

Weekly Assessment

Silico Manganese (Global)

Global prices (in USD/MT)							
FOB India	25-150 mm, HC 60-14	-	22 Aug 18.38 IST	\$825	0	-16.2	-249.4
	25-150 mm, HC 65-16	-	22 Aug 18.38 IST	\$960	0	-14	-233

Weekly Assessment

Ferro Manganese (Global)

Global prices (in USD/MT)							
FOB India	25-150 mm, HC 70%	-	22 Aug 18.41 IST	\$915	0	-40.6	-189
	25-150 mm, HC 75%	-	22 Aug 18.41 IST	\$997	0	-25.2	-208

Weekly Assessment

Ferro Chrome (Global)

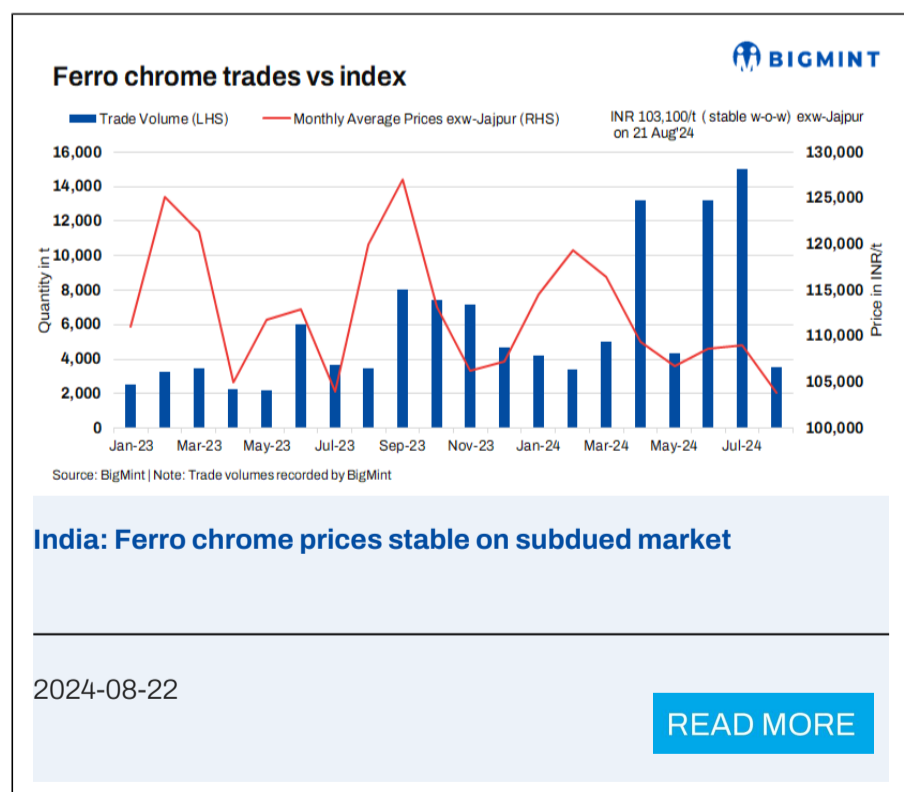
Global prices (in USD/MT)							
CNF China	10-150mm, HC 60% (cents/lb)	-	21 Aug 10.10 IST	¢95.5 /lb	0	-2.5	-4
CNF Japan	10-50mm, HC 60% (cents/lb)	-	21 Aug 10.10 IST	¢100 /lb	0	-2.5	-8
CNF South Korea	10-50mm, HC 60% (cents/lb)	-	21 Aug 10.10 IST	¢99 /lb	0	-2	-3

Weekly Assessment

Ferro Silicon (Global)

Global prices (in USD/MT)							
FOB China	10-50 mm, FeSi 75%	-	20 Aug 18.45 IST	\$1,325	+10	+25	+75
FOB India	10-50 mm, FeSi 70%	-	20 Aug 18.45 IST	\$1,130	0	-70	-160

Weekly Assessment



Non Ferrous

Aluminium (India)

Particular/Delivery	Size/Grade	Delivery	As On	Price	Change	1M	3M
Indian prices (in INR/MT)							
Aluminium Ingot P1020, Exy-Delhi	Ingot EC Grade 99.70%	Ex-Yard	21 Aug 16.56 IST	237,000	+ 9,000	+ 8,000	- 26,000
Aluminium Ingot ADC12, Exw-Delhi NCR	Automobile OEM Approved	Exw-Delhi NCR	07 Aug 17.22 IST	219,000	- 2,000	- 2,000	+ 500
	Non-OEM	Ex-Works	21 Aug 17.27 IST	208,000	+ 1,000	- 2,000	- 8,000
Aluminium Extrusion Scrap, Exy-Delhi	6063 & 6061 (Mix)	Ex-Yard	22 Aug 16.44 IST	191,000	+ 1,000	+ 1,000	- 2,000
Aluminium Taint Tabor Scrap, Exy-Delhi	Loose	Ex-Yard	22 Aug 16.44 IST	180,000	0	+ 2,000	- 10,000
Aluminium Utensil Scrap, Exy-Delhi	Loose	Ex-Yard	22 Aug 16.44 IST	181,000	+ 1,000	+ 1,000	- 8,000
Aluminium Tense Scrap, Exy-Delhi	Solid (Loose)	Ex-Yard	22 Aug 16.44 IST	176,000	0	+ 1,000	- 12,000
Aluminium Ingot P1020, Exy-Mumbai	Ingot EC Grade 99.70%	Ex-Yard	22 Aug 16.44 IST	233,000	+ 3,000	+ 16,000	- 18,000
Aluminium Extrusion Scrap, Exy-Mumbai	6063 (Loose)	Ex-Yard	22 Aug 16.44 IST	202,000	0	+ 3,000	- 1,000
Aluminium Utensil Scrap, Exy-Mumbai	Utensil (Loose)	DAP	22 Aug 16.44 IST	188,000	0	+ 1,000	0
Aluminium Ingot ADC12, Exw-Chennai	Automobile OEM Approved	Exw-Chennai	07 Aug 17.22 IST	218,000	- 1,000	- 1,000	NA
	Non-OEM	Ex-Works	21 Aug 17.27 IST	210,000	+ 1,000	- 2,000	NA
Aluminium Tense Scrap, Exy-Chennai	Solid (Loose)	Ex-Yard	22 Aug 16.44 IST	177,000	0	0	NA

Aluminium (Global)

Particular/Delivery	Size/Grade	Delivery	As On	Price	Change	1M	3M
Global prices (in USD/MT)							
Aluminium Extrusion Scrap, CFR Nhava Sheva, Middle East	6063 (Briquetted)	-	20 Aug 17.05 IST	\$2,300	+ 30	- 60	- 260
Aluminium Taint Tabor Scrap, CFR Nhava Sheva, Middle East	Briquetted, Clean	-	20 Aug 17.05 IST	\$2,090	+ 40	0	- 140
Aluminium Taint Tabor, CFR Nahva Sheva, UK	Cut and sheared 9-10% attachment	-	20 Aug 17.05 IST	\$1,760	+ 30	- 40	- 150
Aluminium Taint Tabor, CFR Nahva Sheva, US	HRB, Attachment 3%	-	20 Aug 17.05 IST	\$1,910	+ 40	- 20	- 130
Aluminium Talk Scrap, CFR Nhava Sheva, Middle East	Solid (Clean)	-	20 Aug 17.05 IST	\$4,600	+ 130	- 40	- 670
Aluminium Talk, CFR Nahva Sheva, US	Solid (Clean)	-	20 Aug 17.05 IST	\$4,900	+ 210	+ 80	- 640
Aluminium Tense Scrap, CFR Nhava Sheva, Middle East	Attachments 8-9%, Mix	-	20 Aug 17.05 IST	\$1,780	+ 50	- 10	- 150
Aluminium Tense, CFR Nahva Sheva, US	Attachments 6-7%	-	20 Aug 17.05 IST	\$1,850	+ 70	- 25	- 120
Aluminium Wheel Scrap, CFR Nahva Sheva, UK	Solid (Loose)	-	20 Aug 17.05 IST	\$2,300	+ 70	+ 40	- 190
Aluminium Zorba 95-5, CFR Nhava Sheva, UK	20 mm, Solid (Shredded)	-	20 Aug 17.05 IST	\$2,000	+ 50	0	- 150
Silicon Metal, CFR Mundra, China	Grade 553 Si- 98.5%	-	20 Aug 17.05 IST	\$1,740	0	- 100	- 260

Copper (India)

Particular/Delivery	Size/Grade	Delivery	As On	Price	Change	1M	3M
Indian prices (in INR/MT)							

Copper Secondary CC Wire Rods, Exw-Delhi	8 mm, Cu 99% min	Ex-works	22 Aug 16.38 IST	790,000	+ 2,000	- 3,400	- 91,600
Copper Primary CC Wire Rods, Exw-Delhi	8 mm, Cu 99.99%	Ex-works	22 Aug 16.38 IST	822,000	+ 2,000	+ 2,000	- 98,000
Copper Armature Scrap, Exy-Delhi	Cu 99%	Ex-Yard	22 Aug 16.38 IST	740,000	+ 1,000	- 5,800	- 87,000
Copper Primary CC Wire Rods (CCR), Exy-Mumbai	8 mm, Cu 99.99%	Ex-Yard	22 Aug 16.38 IST	830,000	+ 1,000	+ 10,200	- 90,800
Copper Armature Scrap, Exy-Mumbai	Cu - 98%	DAP	22 Aug 16.38 IST	776,000	+ 1,000	- 1,600	- 72,200
Brass Honey Scrap, Exy-Mumbai	Cu 63% Zn 33%	DAP	22 Aug 16.38 IST	510,000	0	+ 2,000	- 42,800

Zinc (India)

Particular/Delivery	Size/Grade	Delivery	As On	Price	Change	1M	3M
Indian prices (in INR/MT)							
Zinc Special High Grade Ingot, Exw-Delhi	Ingot, Zn 99.99%	Ex-works	22 Aug 17.15 IST	274,000	+ 2,000	+ 8,900	- 8,000
Zinc Special High Grade Ingot, Exy-Mumbai	Ingot, Zn 99.995%	Ex-Yard	22 Aug 17.15 IST	272,000	0	+ 9,400	- 5,400

Lead (India)

Particular/Delivery	Size/Grade	Delivery	As On	Price	Change	1M	3M
Indian prices (in INR/MT)							
Lead Remelted Ingot, Exw-Delhi	Ingot, Pb 99%	Ex-works	22 Aug 17.19 IST	185,000	0	- 3,400	- 5,200
Lead Primary Ingot, Exw-Delhi	Ingot, Pb 99.99%	Ex-works	22 Aug 17.19 IST	204,000	0	- 3,600	- 5,600
Lead Primary Ingot, Exy-Mumbai	Ingot, Pb 99.99%	Ex-Yard	22 Aug 17.19 IST	191,000	+ 1,000	- 1,800	- 5,000

India: Copper price trend ex-Delhi

Legend: LME Stock (RHS), Copper Armature Scrap (LHS), Copper Secondary Wire Rods 8 mm (LHS)

Source: BigMint | %w-o-w

Particular/Delivery/Region	Price per ton	W-O-W Change
Brass Honey Scrap, CFR Mundra, Middle East	\$5,560	+2.0%
Copper Armature Scrap, Exy-Delhi	7,40,000	+1.5%
Copper Secondary CC Wire Rods (CCR), Exw-Delhi	7,90,000	+2.6%
Copper Primary CC Wire Rods (CCR), Exw-Delhi	8,22,000	+2.6%

India: Copper scrap, rods prices rise w-o-w amid concerns over mine related shortages

2024-08-22

READ MORE

Non-ferrous updates: 22-08-2024

Commodity	LME 3M (\$/t)	%Change	LME Stocks (t)	%Change	MCX (INR/t)	%Change	SHFE (RMB/t)	%Change
Aluminium	2,487	-0.60%	8,77,950	-0.40%	2,27,000	+0.51%	19,710	+0.41%
Nickel	16,910	-0.73%	1,15,602	+1.35%	13,63,000	-0.87%	1,30,960	+0.81%
Copper	9,260	+0.61%	3,19,625	-0.13%	8,05,000	+0.14%	73,710	-0.30%
Zinc	2,850	+1.60%	2,57,625	-0.45%	2,68,000	+0.75%	23,405	+0.56%
Lead	2,085	+1.56%	1,85,500	-2.93%	1,89,000	+0.16%	17,620	+0.40%

% Change d-o-d basis | Source: LME, MCX, SHFE

Base metals prices on LME show varied trends, stocks witness outflow barring nickel

2024-08-22

READ MORE

ICSG: Global copper production

Particulars	2020	2021	2022	2023	Jan-June'23	Jan-June'24
World mine production	20,746	21,626	21,923	22,398	10,801	11,137
World Refined Production	24,656	24,936	25,306	26,547	13,044	13,855
World refined capacity	30,196	30,713	31,396	32,228	15,874	16,284
World Refined Usage	24,948	25,211	25,832	26,549	12,929	13,366

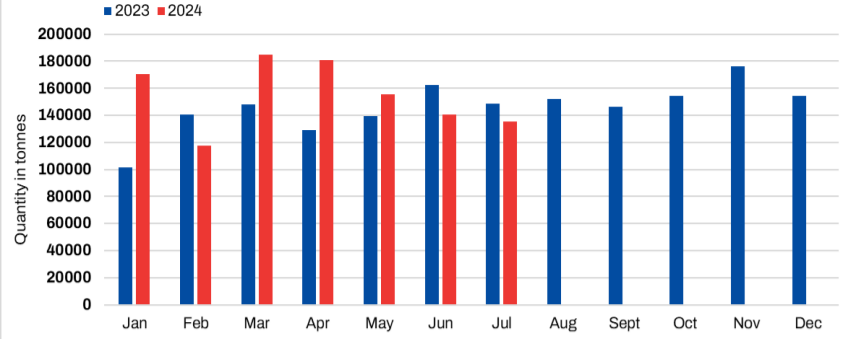
Source: ICSG | Qty in thousand tonnes

Global refined copper production rises over 6% in H1CY'24: ICSG

2024-08-22

[READ MORE](#)

China: Aluminium scrap imports



Source: BigMint stats

China: Aluminium scrap imports drop by 3% m-o-m in Jul'24

2024-08-22 18:03:32

[READ MORE](#)

Global Prices

Global Prices - Region Wise



























Commodity	Particular	Grade/Size	Price	Change	W-O-W	1M	3M
China							
<i>Export</i>							
Billet	FOB China	125*125, BF Grade	NA	NA	NA	NA	NA
TMT (Re-Bar)	FOB China	Commerical	NA	NA	NA	NA	NA
Wire Rod	FOB China	5.5mm	NA	NA	NA	NA	NA
HRC	FOB China	2.5mm	\$455	-25	-25	-45	-85
CRC	FOB China	0.90 mm	\$520	-15	-15	-40	-90
<i>Import</i>							
Iron Ore	CNF China	Lumps Fe 64/63%, South Africa	\$99	+3	0	-3	-20
Iron Ore	CNF China	Fines Fe 62%, Australia	\$98	+3	0	-3	-21
Pellets	CNF China	6-20mm, BF Grade	\$116	-3	-3	-4	-17
Coking Coal	CNF China	Premium HCC, Australia	NA	NA	NA	NA	NA
Mill Scale	CNF China	70/68%	NA	NA	NA	NA	NA
FeCr	CNF China	HC 60%	ϕ95.5/lb	0	0	-2.5	-4
Mn Ore	CNF China	Mn 46% Lumps, Australia	NA	NA	NA	NA	NA
Mn Ore	CNF China	Mn 38%, South Africa	NA	NA	NA	NA	NA
CIS Nations							
<i>Export</i>							
Billet	FOB Black Sea	125*125, BF Grade	\$470	-10	-10	-25	-28
Slabs	FOB Black Sea	Commercial	NA	NA	NA	NA	NA
Pig Iron	FOB Black Sea	Steel Grade	\$392	0	0	-18	-20
TMT (Re-Bar)	FOB Black Sea	Commercial	NA	NA	NA	NA	NA
HRC	FOB Black Sea	2.5mm	\$495	-20	-20	-50	-67
CRC	FOB Black Sea	0.90mm	\$590	-17	-17	-47	-65
Japan/Korea							
<i>Export</i>							
HRC	FOB Korea	2.5mm	\$520	-30	0	NA	-50
<i>Import</i>							
FeCr	CNF Japan	HC 60%	ϕ100/lb	0	0	-2.5	-8





























Note:- W-O-W: Week On Week, 1M: Change over last month, 3M: Change over last 3 months, All prices are weekly assessment, Iron Ore are daily assessment

Commodity	Particular	Grade/Size	Price	Change	W-O-W	1M	3M
India							
<i>Export</i>							
Iron Ore	FOB India	Fines, Fe 58/57%	\$54	+ 4	0	- 2.5	- 12.5
Billet	FOB India	150*150mm	\$490	0	0	0	- 10
Pig Iron	FOB India	Steel Grade	NA	NA	NA	NA	NA
HRC	FOB India	2.5mm	\$560	0	NA	NA	NA
CRC	FOB India	0.9mm	\$665	- 10	- 10	- 10	NA
SiMn	FOB India	60/14%	\$825	0	- 2.25	- 16.2	- 249.4
FeMn	FOB India	HC 75%	\$997	0	- 5	- 25.2	- 208
FeSi	FOB Bhutan	70-75%	\$1,130	0	0	- 70	- 160
<i>Import</i>							
Iron Ore	CNF India	Lumps Fe 64%, South Africa	NA	NA	NA	NA	NA
Scrap	CNF India	HMS 1&2 ,Middle East	NA	NA	NA	NA	NA
Scrap	CNF India	Shredded, Europe	\$398	0	- 9.5	- 16	- 18.2
Coking Coal	CNF India	Premium HCC, Australia	\$218	- 2	- 5	- 24	- 39.25
Non-Coking Coal	CNF India	RB2 5500 NAR, South Africa	NA	NA	NA	NA	NA
Met Coke	CNF India	62%, China	NA	NA	NA	NA	NA
Pellets	CNF India	6-20mm, BF Grade	NA	NA	NA	NA	NA
Wire Rod	CNF India	5.5mm, China	NA	NA	NA	NA	NA
HRC	CNF India	2.5mm, China	\$495	- 25	- 25	- 45	- 80
HRC	CNF India	2.5mm, Korea	\$570	- 30	NA	NA	- 30
CRC	CNF India	0.90mm, China	\$540	- 15	- 15	- 40	- 90
HR Plate	CNF India	A 36	NA	NA	NA	NA	NA
Mn Ore	CNF India	Mn 38%, South Africa	NA	NA	NA	NA	NA
Europe & US							
<i>Export</i>							
Pig Iron	FOB Brazil	Steel Grade	\$442	0	0	- 3	- 8
<i>Import</i>							
Scrap	CFR Turkey	HMS (80:20), US	\$360	- 3	- 14.25	- 29.4	- 18.6
HRC	CIF Europe	2.5mm	NA	NA	NA	NA	NA
Middle East & Africa							
<i>Export</i>							
Iron Ore	FoB South Africa	Lumps, Fe 64/63%	NA	NA	NA	NA	NA
Non Coking Coal	FoB South Africa	RB2 5500 NAR	NA	NA	NA	NA	NA
<i>Import</i>							
Billet	CNF Dubai	125*125, China	NA	NA	NA	NA	NA
HRC	CNF Dubai	2.5mm, China	\$510	- 17	- 17	- 40	- 73

Note:- W-O-W: Week On Week, 1M: Change over last month, 3M: Change over last 3 months, All prices are weekly assessment, Iron Ore are daily assessment

LIVE TENDERS

COMPANY	TYPE	GRADE	QUANTITY	EXPIRY DATE	LOCATION	VIEW
Bauxite						
SAIL	Buy	Bauxite AL ₂ O ₃ -70% MIN, 10-40MM	3,000 MT	23 Aug, 2024	 Bhilai, Chattisgarh, India	VIEW
Billet/Ingot/Slab						
RINL	Sell	Billet 90X90 C20MMn Gr.A	20,000 MT	27 Aug, 2024	 Visakhapatnam, Andhra Pradesh, India	VIEW
RINL	Sell	Bloom 150X150 3 SP / 4 SP	30,000 MT	23 Aug, 2024	 Visakhapatnam, Andhra Pradesh, India	VIEW
RINL	Sell	Bloom	926 MT	24 Aug, 2024	 Visakhapatnam, Andhra Pradesh, India	VIEW
RINL	Sell	Bloom	1,950 MT	23 Aug, 2024	 Visakhapatnam, Andhra Pradesh, India	VIEW
Ferro Chrome						
SAIL	Buy	Low Carbon-Ferro Chrome	128 MT	30 Aug, 2024	 Rourkela, Odisha, India	VIEW
Ferro Silicon						
Arcelor Mittal	Buy	Ferro Silicon	250 MT	24 Aug, 2024	 Hazira, Gujarat, India	VIEW
Fines/Lumps						
KIOCL	Buy	Fe:63.50% Iron Ore Fines	200,000 MT	03 Sep, 2024	 Bangalore, Karnataka, India	VIEW
Director of Mines & Geology	Services	Iron Ore Blocks	3 Nos	04 Oct, 2024	 Goa, Goa, India	VIEW
Karnataka State Minerals Corporation Limited	Sell	Iron Ore Fines & Lumps	188,000 MT	28 Aug, 2024	 Bellary, Karnataka, India	VIEW
Karnataka State Minerals Corporation Limited	Sell	Iron Ore Fines & Lumps	264,202 MT	27 Aug, 2024	 Bellary, Karnataka, India	VIEW
SAIL	Sell	Fe:59.50% Iron Ore Fines	30,400 MT	24 Aug, 2024	 Sundargarh, Odisha, India	VIEW
SAIL	Sell	Iron Ore Dump Fines Fe:58.40%	20,000 MT	27 Aug, 2024	 Keonjhar, Odisha, India	VIEW
OMDC	Sell	Iron Ore Fines & Lumps	8,022 MT	28 Aug, 2024	 Keonjhar, Odisha, India	VIEW
Melting Scrap						
NALCO	Sell	Melting Scrap	300 MT	23 Aug, 2024	 Koraput, Odisha, India	VIEW
NMDC	Sell	Melting Scrap	1,258 MT	28 Aug, 2024	 Jagdalpur, Chattisgarh, India	VIEW
RIL	Sell	Melting Scrap	769 MT	29 Aug, 2024	 Kakinada, Andhra Pradesh, India	VIEW
Madhya Pradesh Power Transmission Co Ltd	Sell	Melting Scrap	725 MT	29 Aug, 2024	 Sehore, Madhya Pradesh, India	VIEW
Madhya Pradesh Power Transmission Co Ltd	Sell	Melting Scrap	288 MT	28 Aug, 2024	 Indore, Madhya Pradesh, India	VIEW
MSTC	Sell	Melting Scrap	485 MT	28 Aug, 2024	 Sri Ganganagar, Rajasthan, India	VIEW
KALPATARUPROJECTSINTERNATIONALLIMITED	Sell	Melting Scrap	535 MT	30 Aug, 2024	 Raipur, Chattisgarh, India	VIEW
KALPATARUPROJECTSINTERNATIONALLIMITED	Sell	Melting Scrap	803 MT	30 Aug, 2024	 Raipur, Chattisgarh, India	VIEW
Sterlite Power Transmission Ltd	Sell	Melting Scrap	400 MT	28 Aug, 2024	 Silvassa, Dadra And Nagar Have, India	VIEW
SAIL	Sell	Melting Scrap	2,257 MT	23 Aug, 2024	 Bhilai, Chattisgarh, India	VIEW
APLApolloTubesLimited	Sell	Melting Scrap	605 MT	27 Aug, 2024	 Kolar, Karnataka, India	VIEW
KALPATARUPROJECTSINTERNATIONALLIMITED	Sell	Melting Scrap	189 MT	28 Aug, 2024	 Gandhinagar, Gujarat, India	VIEW

COMPANY	TYPE	GRADE	QUANTITY	EXPIRY DATE	LOCATION	VIEW
JBMAutoLimited	Sell	Melting Scrap-CR HR Punching	600 MT	27 Aug, 2024	 Pune, Maharashtra, India	VIEW
JBMAutoLimited	Sell	Melting Scrap-CR HR Punching	500 MT	27 Aug, 2024	 Nashik, Maharashtra, India	VIEW
MungiEngineering	Sell	Melting Scrap-CR HR Punching	700 MT	23 Aug, 2024	 Pune, Maharashtra, India	VIEW
Track Components	Sell	Melting Scrap-CR HR Punching	835 MT	23 Aug, 2024	 Pune, Maharashtra, India	VIEW
JindalShadeedIron&SteelLLC	Sell	Used Discarded Rolls	200 MT	03 Sep, 2024	 Sohar, Oman	VIEW
SAIL	Sell	Mix Melting Scrap	2,365 MT	23 Aug, 2024	 Durgapur, West Bengal, India	VIEW
SAIL	Sell	Cast Iron Scrap	500 MT	23 Aug, 2024	 Burnpur, West Bengal, India	VIEW
Chhattisgarh State Power Generation Company Limited	Sell	Melting Scrap	441 MT	30 Aug, 2024	 Raipur, Chattisgarh, India	VIEW
Hindustan Copper Ltd	Sell	Melting Scrap	200 MT	28 Aug, 2024	 Balaghat, Madhya Pradesh, India	VIEW
RINL	Sell	Chilled Cast Steel Scrap	1,000 MT	24 Aug, 2024	 Visakhapatnam, Andhra Pradesh, India	VIEW
L & T	Sell	Melting Scrap	235 MT	28 Aug, 2024	 Chennai, Tamil Nadu, India	VIEW
Mahindra & Mahindra	Sell	Melting Scrap-CR HR Punching	1,590 MT	23 Aug, 2024	 Nashik, Maharashtra, India	VIEW
Mahindra & Mahindra	Sell	Melting Scrap-CR HR Punching	4,500 MT	23 Aug, 2024	 Pune, Maharashtra, India	VIEW
Non Coking						
Minas de Benga Lda	Services	Non Coking Coal	1 Nos	16 Sep, 2024	 Maputo, Mozambique	VIEW
ODISHA COAL AND POWER LIMITED	Sell	Non Coking Coal G14	3,000,000 MT	23 Aug, 2024	 Sundargarh, Odisha, India	VIEW
NLC	Sell	Non Coking Coal G14 -100mm	500,000 MT	24 Aug, 2024	 Sambalpur, Odisha, India	VIEW
APMDC	Sell	Non Coking Coal G7	100,000 MT	02 Sep, 2024	 Vijayawada, Andhra Pradesh, India	VIEW
Pellets						
NMDC	Sell	Iron Ore Pellets	10,000 MT	26 Aug, 2024	 Bellary, Karnataka, India	VIEW
Pig Iron						
NALCO	Buy	Pig Iron	1,600 MT	24 Aug, 2024	 Bhubaneswar, Odisha, India	VIEW
SAIL	Sell	Pig Iron	2,500 MT	23 Aug, 2024	 Durgapur, West Bengal, India	VIEW
SAIL	Sell	Pig Iron	2,000 MT	27 Aug, 2024	 Rourkela, Odisha, India	VIEW
Pooled Iron						
NINL	Sell	Pooled Iron Pig Iron & PCM Scrap	950 MT	23 Aug, 2024	 Kalinga Nagar, Odisha, India	VIEW
Silico Manganese						
Arcelor Mittal	Buy	Silico Manganese	500 MT	24 Aug, 2024	 Hazira, Gujarat, India	VIEW
RINL	Buy	Silico Manganese	10,000 MT	27 Aug, 2024	 Vishakhapatnam, Andhra Pradesh, India	VIEW
NMDC	Buy	Silico Manganese	1,800 MT	30 Aug, 2024	 Jagdalpur, Chattisgarh, India	VIEW
Used Plants And Machines						
AssamIndustrialDevelopmentCorporationLimited	Sell	Used Plant & Machines	1 Nos	20 Sep, 2024	 Guwahati, Assam, India	VIEW
TATA Steel	Sell	Used Plants & Machines	4 Nos	23 Aug, 2024	 Jamshedpur, Jharkhand, India	VIEW
Zinc						
KALPATARUPROJECTSINTERNATIONALLIMITED	Sell	Zinc Dross	90 MT	28 Aug, 2024	 Gandhinagar, Gujarat, India	VIEW

[View All](#)



Formerly SteelMint / CoalMint

Contact:

info@bigmint.co

+91 97700 56666

Disclaimer: BigMint has taken due care and caution in compilation of content. Information is just for reference not intended for trading purpose or to address your particular requirement. The content includes facts, views and opinions are of individuals and not that of the BigMint management. We and our content licensors do not guarantee or warrant the accuracy, completeness or timeliness of, or otherwise endorse these views, and opinions. BigMint and its affiliates, or their employees, directors or agents shall not be liable or responsible for any loss or costs or any action whatsoever arising out of use or relying on the spot prices disseminated.