



**BIGMINT**

Formerly SteelMint / CoalMint

Issue 1356,

# Daily Steel Report

## HIGHLIGHTS

24 Dec 2024, Tue

[Intel & Insights](#)

---

[Snap Shot - Global Prices \(USD/MT\)](#)

---

[Snap Shot - Indian Domestic Prices \(INR/MT\)](#)

---

[Iron Ore](#)

---

[Coal](#)

---

[Scrap & Metallics](#)

---

[Steel](#)

---

[Ferro Alloy](#)

---

[Non Ferrous](#)

---

[India Domestic Billet Index](#)

---

[Global Prices - Region Wise](#)

---

[Live Tenders](#)

---

# Intel & Insights

## INDIA

### Iron Ore

BigMint Interview: How might the Karnataka minerals tax bill impact domestic industry? [READ MORE >](#)

BigMint's daily trade sheet - 21 Dec'24 [READ MORE >](#)

### Coal

India: Imported pet coke prices remain steady w-o-w [READ MORE >](#)

### Scrap & Metallics

India: Sponge iron prices witness mixed trends - 23 Dec [READ MORE >](#)

South Asia: Imported ferrous scrap market remains largely stable, India sees modest recovery [READ MORE >](#)

India: BigMint's scrap index rises INR 100/t d-o-d in range-bound market [READ MORE >](#)

### Steel

India: BigMint's billet index edges up by INR 50/t d-o-d - 23 Dec [READ MORE >](#)

Indian DRI, billet, rebar update - 23 Dec [READ MORE >](#)

India's brand-wise rebar offers from BF and IF route mills - 23 Dec [READ MORE >](#)

India steel index remains range-bound w-o-w, longs stage smart rally [READ MORE >](#)

### Ferro Alloy

China: Silico manganese prices remain largely stable w-o-w on subdued demand [READ MORE >](#)

### Non Ferrous

Base metals prices on LME show positive trends, stocks witness mixed movements [READ MORE >](#)

### Ship Breaking

India: Melting scrap prices hold firm d-o-d in Alang [READ MORE >](#)

## CHINA

Australia: Govt predicts dip of \$12/t y-o-y in average iron ore prices in 2025 [READ MORE >](#)

China: Steel billet prices inch up by RMB 20/t (\$3/t) [READ MORE >](#)

World crude steel production shows modest growth y-o-y in Nov'24: WSA [READ MORE >](#)

China: Shagang Steel keeps long steel prices unchanged for late-Dec'24 [READ MORE >](#)

## SOUTH EAST ASIA

Vietnam: Bulk ferrous scrap prices show mixed trends amid slow activity ahead of year-end [READ MORE >](#)

## FAR EAST ASIA

Japan: Nippon Steel achieves major emissions reduction breakthrough in blast furnace hydrogen trial [READ MORE >](#)

## MEA (MIDDLE EAST AFRICA)

Iran: Domestic billet, rebar prices rise amid supply concerns [READ MORE >](#)

# Vietnam: Bulk ferrous scrap prices show mixed trends amid slow activity ahead of year-end

Dec 23, 2024 20:06

Price gap widens between offers, bids Mills prefer domestic scrap, cap imports Vietnam's bulk ferrous scrap prices witnessed mixed trends as trade activity slowed ahead of the year-end. A Vietnamese mill source stated that the

holiday season has seen fewer offers and lower bids, with volatile billet and rebar prices leading to minimal restocking. The fluctuation in billet and rebar prices also led to caution among buyers. Consequently, demand for deep

*Continued*

## SNAP SHOT - GLOBAL PRICES (USD/MT)

Commodity	Particular	Size, Grade	As on	Price	Change	1M	3M
Iron Ore Fines <sup>1</sup>	China Imports	Fines, Fe 62%	24 Dec   10.49 IST	\$102	+1	-1	-6
Iron Ore <sup>1</sup>	Indian Imports	Lumps, Fe 64%	18 Dec   18.03 IST	\$113	-1.5	+2.5	+11
Pellets (Brazil) <sup>2</sup>	China Imports	6-20 mm, Fe 65%	18 Dec   13.37 IST	\$128	-1	+4	+12
Pellets (India) <sup>2</sup>	China Imports	6-20 mm, Fe 63%	20 Dec   18.34 IST	\$108.5	-3	0	+1.25
Coking <sup>2</sup>	Australia Exports	Premium HCC	24 Dec   11.03 IST	\$193	-4	-10.4	-12
Non Coking <sup>2</sup>	India Imports	RB2, S.Africa	23 Dec   14.01 IST	\$99.5	-0.5	-4.2	-4.88
Graphite Electrode <sup>2</sup>	China Exports	600mm, UHP	23 Dec   12.15 IST	15,950 RMB/t	0	0	+1,050
Scrap <sup>2</sup>	India Imports	Shredded	23 Dec   18.37 IST	\$390	0	+5.8	-10
Scrap <sup>2</sup>	Turkey Imports	HMS 80:20	23 Dec   18.37 IST	\$350	-1	+8.2	-25.25
Scrap <sup>2</sup>	Pakistan Imports	Shredded	23 Dec   18.37 IST	\$392	-1	+6.6	-8.75
Scrap <sup>2</sup>	Bangladesh Imports	Shredded	23 Dec   18.37 IST	\$394	0	+5.8	-10
Scrap (Ship Breaking) <sup>2</sup>	India Imports	Containers	17 Dec   12.17 IST	\$490	0	0	-10
Billet <sup>2</sup>	India Exports	150*150, 3SP/4SP	06 Dec   18.21 IST	\$460	-10	-10	-10
Billet <sup>2</sup>	Russia Exports	130*130, 3SP	20 Dec   18.53 IST	\$445	+5	-22	-15
Billet <sup>2</sup>	Iran Exports	130*130, 3SP	20 Dec   18.53 IST	\$453	-5	-12	-1
Billet <sup>2</sup>	Philippines Import	150*150, 3SP	20 Dec   18.50 IST	\$460	-10	-15	-5
Sponge Iron <sup>2</sup>	India Exports	-	-	-	-	-	-
Pig Iron <sup>2</sup>	Russia Exports	Steel Grade	15 Dec   08.32 IST	\$320	+2	-15	-32
HRC <sup>2</sup>	China Exports	3-12mm, SS400	17 Dec   18.51 IST	\$490	-5	+5	+22.5
Wire Rod <sup>2</sup>	Nepal Import	5.5-6.0mm, Commercial Grade	21 Dec   13.29 IST	\$525	+10	-5	-15
HRC <sup>2</sup>	India Exports	2.5 mm, SAE1006	05 Nov   18.31 IST	\$535	0	NA	NA
HRC <sup>2</sup>	South Korea Exports	1.6-2.5mm, SAE 1006	10 Dec   18.47 IST	\$505	0	+5	+5
HRC (China) <sup>2</sup>	Vietnam Imports	2-3mm, SAE 1006	17 Dec   18.55 IST	\$515	0	0	+37.5
HRC (China) <sup>2</sup>	Dubai Imports	2-3mm, SAE 1006	17 Dec   18.55 IST	\$515	0	0	+37.5
CRC <sup>2</sup>	India Exports	0.9 mm, IS 513 Gr.O	18 Dec   18.12 IST	\$630	0	-5	-5
CRC <sup>2</sup>	China Exports	0.90mm, SPCC	18 Dec   18.12 IST	\$560	0	0	+35
HR Plate <sup>2</sup>	China Exports	5-10mm, SS 400	18 Dec   18.15 IST	\$515	0	+5	+35
GP <sup>2</sup>	China Exports	DX51D+z80, Width 1,000-1,500 mm, thickness 0.5-2mm	19 Dec   18.27 IST	\$595	-5	0	+10
Silico Manganese <sup>2</sup>	India Exports	25-150 mm, HC 65-16	23 Dec   18.34 IST	\$903	+11	+26	-9
Ferro Chrome <sup>2</sup>	China Import	10-150mm, HC 60%	18 Dec   10.12 IST	¢87 /lb	0	-3	-7
Manganese Ore <sup>2</sup>	India Imports	Lumps, Mn 37%,	21 Dec   11.35 IST	\$4.09 /dmtu	+0.01	+0.14	+0.19
Ferro Manganese <sup>2</sup>	India Exports	25-150 mm, HC 75%	23 Dec   18.35 IST	\$920	+10	+36.2	-3.5
Ferro Silicon <sup>2</sup>	Bhutan Exports	10-50 mm, FeSi 70%	23 Dec   18.44 IST	\$1,260	0	-70	+10

1-Daily Assessment, 2-Weekly Assessment, 3-Monthly Assessment, W-O-W: Week On Week, 1M: Change over last month, 3M: Change over last 3 months

# India steel index remains range-bound w-o-w, longs stage smart rally

Dec 23, 2024 10:16

IF rebar gains as trade activities improve, list prices rise HRC tags stable amid high inventories, liquidity shortfalls Weak demand keeps HRC export offers under pressure Morning Brief: BigMint's India Steel Composite Index notched a

modest uptick of 0.3% w-o-w to 128.5 points on 20 November 2024, indicating a largely range-bound, dispirited market. However, there was cause for mild cheer, with the index in the green zone for the first time in over a month, specifically

Continued

## SNAP SHOT - INDIAN DOMESTIC PRICES (INR/MT)

Commodity	Particular	Size,Grade	As on	Price	Change	1M	3M
Fines/lumps <sup>2</sup>	Iron Ore Index	5-18 mm, Fe 63%, DR Grade	21 Dec   14.26 IST	7,300	+100	+50	+1,400
Fines/lumps <sup>2</sup>	Iron Ore Index	0-10 mm, Fe 63%	21 Dec   14.26 IST	5,700	0	+100	+1,000
Iron Ore <sup>3</sup>	NMDC	6-40 mm, Fe 65.5%	23 Oct   11.14 IST	6,350	NA	NA	NA
Iron Ore <sup>3</sup>	NMDC	0-10 mm, Fe 64%	23 Oct   11.14 IST	5,410	NA	NA	NA
Pellets <sup>2</sup>	Raipur	6-20 mm, Fe 63%,	20 Dec   18.39 IST	9,250	+250	-50	+200
Pellets <sup>2</sup>	Bellary	6-20 mm, Fe 63%	20 Dec   18.39 IST	10,750	+450	+500	+1,275
Met Coke <sup>2</sup>	Ex-India (East)	25-90 mm, Blast Furnace-grade	18 Dec   16.25 IST	31,300	0	-1,400	-2,000
Graphite Electrode <sup>3</sup>	Ex-India	600mm, UHP	28 Nov   22.04 IST	260,000	-75,000	-75,000	NA
Mill Scale <sup>2</sup>	FoR-Kandla	Fines, Fe 70/68%	21 Dec   14.04 IST	7,000	+100	+50	+450
Hms <sup>1</sup>	Ex-Mumbai	HMS	23 Dec   17.43 IST	32,800	0	-100	-200
Hms <sup>1</sup>	Ex-Alang	HMS	23 Dec   17.43 IST	34,300	0	-100	-700
Pig Iron <sup>1</sup>	Ex-Durgapur	Steel Grade	23 Dec   18.51 IST	32,700	-500	-1,300	-6,300
Pig Iron <sup>1</sup>	Ex-Ludhiana, Foundary	Foundry Grade	23 Dec   14.56 IST	39,600	0	-1,000	-3,600
Sponge Pellet <sup>1</sup>	Ex-Raipur	Lumps, FeM 80%, +/-1	23 Dec   17.31 IST	24,800	+150	-200	-3,100
Billet <sup>1</sup>	Ex-Mumbai	100x100mm, IS 2831	23 Dec   18.00 IST	42,600	+100	+300	-700
Billet <sup>1</sup>	Ex-Raipur	100x100mm, IS 2831	23 Dec   18.00 IST	39,300	+50	+450	-1,700
TMT (Re-Bar) Secondary mills <sup>1</sup>	Ex-Mumbai	12-25mm, IF Route, Fe 500, IS 1786	23 Dec   13.42 IST	47,300	0	-300	+200
TMT (Re-Bar) Secondary mills <sup>1</sup>	Ex-Delhi/NCR	12-25mm, IF Route, Fe 500, IS 1786	23 Dec   13.42 IST	45,600	-200	+600	-2,100
TMT (Re-Bar) <sup>2</sup>	Ex-Mumbai	12-32mm, BF Route, IS 1786 Fe 500D	20 Dec   17.32 IST	52,400	-600	-1,700	+1,900
Structure <sup>1</sup>	Ex-Mumbai	40x40 Angle, IF Route, IS 2062/2011 E-250 Gr A	24 Dec   10.38 IST	48,900	0	-500	-1,300
Wire Rod <sup>1</sup>	Ex-Raipur	5.5 mm, SWRY 14 LC Gr 3, Induction route	23 Dec   17.07 IST	42,700	-100	+100	-2,600
HRC <sup>2</sup>	Ex-Delhi	2.5-8mm / CTL, IS2062, Gr E250 Br.	20 Dec   18.16 IST	46,600	-400	-950	-400
HRC <sup>2</sup>	Ex-Mumbai	2.5-8mm / CTL, IS2062, Gr E250 Br.	20 Dec   18.16 IST	46,400	-300	-1,650	-650
CRC <sup>2</sup>	Ex-Delhi	0.90mm / CTL, IS 513, CR1	20 Dec   18.20 IST	53,700	-300	-1,550	-2,300
CRC <sup>2</sup>	Ex-Mumbai	0.90mm / CTL, IS 513, CR1	20 Dec   18.20 IST	53,400	0	-1,300	-2,100
HR Plate <sup>2</sup>	Ex-Mumbai	5-10mm, Gr E250 Br.	18 Dec   18.25 IST	48,200	0	-800	-800
GP <sup>2</sup>	Ex-Mumbai	0.8mm / CTL, 120 GSM, IS277	19 Dec   17.45 IST	57,400	0	-900	+200
Silico Manganese <sup>2</sup>	Ex-Raipur	25-150 mm, HC 60-14	23 Dec   18.31 IST	67,200	+500	+2,120	-1,325
Ferro Manganese <sup>2</sup>	Ex-Raipur	25-150 mm, HC 70%	23 Dec   18.33 IST	69,400	+1,450	+2,900	-125
Ferro Chrome <sup>2</sup>	Ex-Jajpur	10-150mm, HC 60%, Si- 4%	20 Dec   10.37 IST	105,000	0	-3,600	-5,050
Manganese Ore <sup>2</sup>	Ex Balaghat, MOIL	Lumps, Mn 37%, Fe 7.5%	01 Dec   11.45 IST	13,784	+402	NA	NA
Chrome Ore <sup>2</sup>	Ex-Odisha OMC, E-auction	Lumps, Friable 48-50%	18 Dec   18.48 IST	20,551	-9,006	-9,006	NA

\*Basic Price GST @ 18% extra

1-Daily Assessment, 2-Weekly Assessment, 3-Monthly Assessment, W-O-W: Week On Week, 1M: Change over last month, 3M: Change over last 3 months

# Iron Ore

## Iron Ore (India)

Particular/Delivery	Size/Grade	Delivery	As On	Price	Change	1M	3M
Indian prices (in INR/MT)							
Odisha Iron Ore Index	5-18 mm, Fe 63%, DR Grade	Ex-mines	21 Dec   14.26 IST	7,300	+100	+50	+1,400
	10-30mm, Fe 63%, BF Grade	Ex-mines	21 Dec   14.26 IST	6,700	+300	0	+1,350
	0-10 mm, Fe 63%	Ex-mines	21 Dec   14.26 IST	5,700	0	+100	+1,000
	0-10mm, Fe 60%	Ex-mines	21 Dec   14.26 IST	4,750	-50	-50	+850
	0-5mm, Fe 57%	Ex-mines	19 Dec   18.02 IST	3,500	-50	-100	+750
	5-18 mm, Lumps, Fe 60%	Ex-mines	21 Dec   14.26 IST	6,400	0	-50	+1,100
	10-30 mm, lumps, Fe 60%	Ex-mines	21 Dec   14.26 IST	5,800	+50	+100	+1,300
	0-10mm, Fe 62%	Ex-mines	21 Dec   14.26 IST	5,300	-50	0	+800
OMC Daitari	10-40 mm, Fe 62%	Ex-Mines	18 Dec   21.32 IST	6,700	-200	-200	+1,340
OMC Kurmitar (Koira)	0 -5 mm, Fe 62-60%	Ex-Mines	18 Dec   21.32 IST	4,850	-50	-50	+1,050
	10-40 mm, Fe 62%	Ex-Mines	18 Dec   21.32 IST	6,700	-50	-50	+1,700
OMC Gandhamardan	0 -5 mm, Fe 62-60%	Ex-Mines	18 Dec   21.32 IST	4,600	-200	-200	+850
	10-40 mm, Fe 62%	Ex-Mines	18 Dec   21.32 IST	6,250	+250	+250	+1,600
OMC Daitari	0 -5 mm, Fe 62-64%	Ex-Mines	18 Dec   21.32 IST	5,400	0	0	+650
OMC Guali	5-18 mm, Fe 62%	Ex-mines	18 Dec   21.32 IST	6,505	0	0	+1,250
	Fines -5 mm, Fe 60-62%	Ex-mines	18 Dec   21.32 IST	4,700	-200	-200	+450
OMC Jilling	5-18 mm, Fe 62%	Ex-mines	18 Dec   21.32 IST	7,750	+400	+400	+1,900
	Fines -5 mm, Fe 60-62%	Ex-mines	18 Dec   21.32 IST	4,850	-200	-200	+500
NMDC, Chhattisgarh	0 -10 mm, Fe 64%	F.O.R Siding	23 Oct   11.14 IST	5,410	NA	NA	NA
	10-40 mm, Fe 67%, DR CLO	F.O.R Siding	23 Oct   11.14 IST	7,420	NA	NA	NA
	10-150 mm, Fe 65.5%	F.O.R Siding	23 Oct   11.14 IST	6,220	NA	NA	NA
	6-40 mm, Fe 65.5%	F.O.R Siding	23 Oct   11.14 IST	6,350	NA	NA	NA
Chandrapur, Maharashtra	5-18 mm, Fe 63%	FOR Chandrapur	20 Dec   17.08 IST	9,250	0	0	NA
	0-10mm, Fe 63%	FoR Ballarshah	20 Dec   17.08 IST	5,600	0	0	+450
Ex-Bellary	0-10 mm, Fe 62%	Ex-Mines	19 Dec   18.21 IST	4,900	0	-250	+150
	0-10 mm, Fe 57%	Ex-Mines	19 Dec   18.21 IST	3,050	0	-50	+350
Karnataka e-auction	Lumps 10-40mm, Fe 63%	Ex-Mines	30 Nov   19.01 IST	5,000	+600	+600	+600
	Fines 0 -5 mm, Fe 60%	Ex-Mines	30 Nov   19.01 IST	3,900	+500	+500	+500

## Pellets (India)

Indian prices (in INR/MT)							
Ex-Barbil	6-20 mm, Fe 63%, (+/- 0.5%)	FOR Siding	20 Dec   18.39 IST	7,800	-50	-400	+475
Ex-Durgapur	6-20 mm, Fe 63%, (+/- 0.5%)	Ex-Works	20 Dec   18.39 IST	9,250	+50	-400	+900
Ex-Jamshedpur	6-20 mm, Fe 63%	Ex-Works	20 Dec   18.39 IST	8,500	-50	-175	+525
Ex-Jharsugda	6-20 mm, Fe 63%, (+/- 0.5%)	Ex-Works	20 Dec   18.39 IST	8,700	+300	-50	+475
Ex-Raipur	6-20 mm, Fe 63%, (+/- 0.5%)	Ex-Works	20 Dec   18.39 IST	9,250	+250	-50	+200
Ex-Kandla	6-20 mm, Fe 64/63%	DAP	20 Dec   18.39 IST	11,200	0	+300	+1,100
Ex-Bellary	6-20 mm, Fe 63%	Ex-Works	20 Dec   18.39 IST	10,750	+450	+500	+1,275

Weekly Assessment, GST @ 5% extra., Barbil and Kandla - Prices Loaded to Wagons

## Concentrates (India)

Indian prices (in INR/MT)							
Ex-Jabalpur	-45 micron, Fe 63%	Ex-works	21 Dec   13.38 IST	4,950	0	-100	+1,075

## Iron Ore (Global)

Global prices (in USD/MT)							
CNF China	Fines, Fe 61.5% (Australia Origin)	-	24 Dec   10.49 IST	\$100	+1	-1	-6
CNF China	Fines, Fe 62% (Australia Origin)	-	24 Dec   10.49 IST	\$102	+1	-1	-6
CNF China	Fines, Fe 62.5% (Brazil Origin)	-	23 Dec   13.03 IST	\$103	-2	-2	-1
CNF China	Fines, Fines 63/62% (India origin)	-	23 Dec   13.03 IST	\$94	-1	-4	-5
CNF China	Lumps, Fe 64/63% (South Africa Origin)	-	23 Dec   13.03 IST	\$101	-1	-3	-1

<b>CNF China</b>	Lumps, USD/dmtu	-	24 Dec   10.49 IST	\$0.137	+ 0.003	+ 0.003	+ 0.002
<b>CNF China</b>	Fines, Fe 55% (India Origin)	-	23 Dec   18.34 IST	\$68.5	-1.5	-0.75	-5.5
<b>CNF China</b>	Fines, Fe 56% (India Origin)	-	23 Dec   18.34 IST	\$71.5	-1.5	-0.75	-5.5
<b>CNF China</b>	Fines, Fe 57% (India origin)	-	23 Dec   18.34 IST	\$74.5	-1.5	-0.75	-5.5
<b>CNF India</b>	Lumps, Fe 64% (South Africa origin)	-	18 Dec   18.03 IST	\$113	-1.5	+ 1	- 4
<b>FOB India</b>	Fines, Fe 57% (India origin)	-	23 Dec   18.36 IST	\$63.5	-1.5	+ 1.5	- 3.5

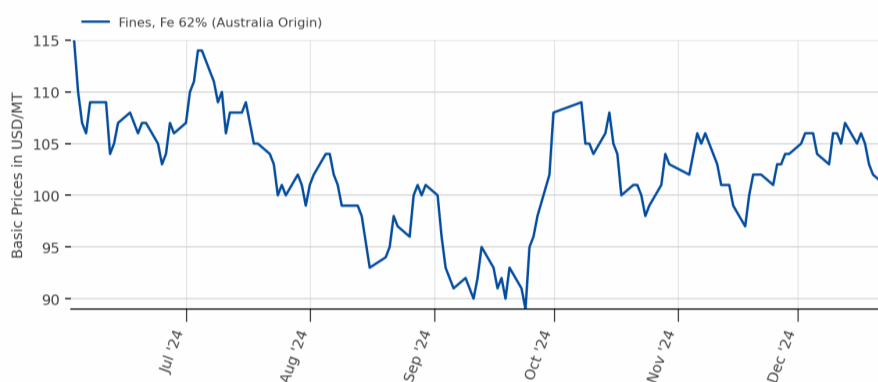
Prices on DMT basis (Daily Assessment) , India- Single Port Loading , FOB prices including demurrage , June to November: Moisture@ 10% , December to May: Moisture@ 8% , Or, actual moisture as per cargo certificate submitted by shipper to be adjusted

## Pellets (Global)

Global prices (in USD/MT)							
<b>CNF China</b>	6-20 mm, Fe 63% (India Origin)	-	20 Dec   18.34 IST	\$108.5	- 3	0	+ 1.25
	6-20 mm, Fe 65% (Brazil Origin)	-	18 Dec   13.37 IST	\$128	- 1	+ 4	+ 12
<b>FOB India</b>	6-20 mm, Fe 63%	-	20 Dec   18.47 IST	\$97.5	- 2.5	+ 1.5	+ 2.75
<b>CNF China</b>	5-20mm, Fe 63%	-	19 Dec   10.45 IST	\$8.3	- 0.1	+ 0.5	+ 1.3
	6-20mm	-	19 Dec   10.45 IST	\$17.65	- 0.15	+ 0.3	+ 1.65

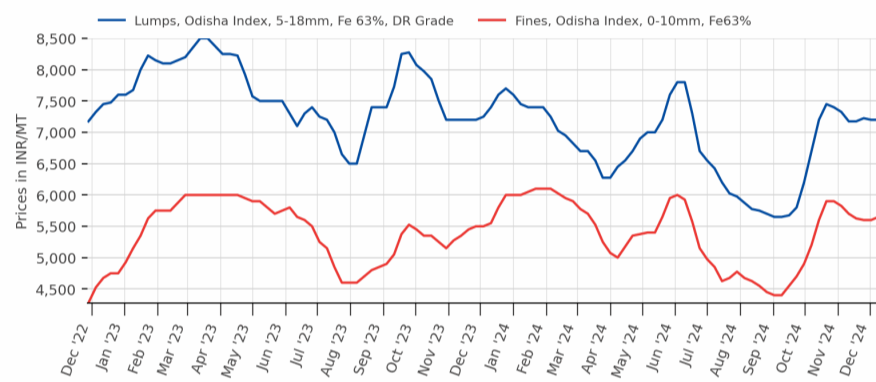
Note:- W-O-W: Week On Week, 1M: Change over last month, 3M: Change over last 3 months

Iron Ore Fines, CNF Rizhao China



Source:BigMint

Odisha Iron Ore Price Index (Lumps & Fines)



Source:BigMint



**Mineral production in Karnataka in FY24**

Quantity in mnt | % to India's production

**BigMint Interview: How might the Karnataka minerals tax bill impact domestic industry?**

2024-12-23

[READ MORE](#)

**India: Daily Trade Sheet**  
for steel & related commodities

**BigMint's daily trade sheet - 21 Dec'24**

2024-12-23

[READ MORE](#)

**Fe 62% Australian Iron Ore Fines**

Source: BigMint

**Australia: Govt predicts dip of \$12/t y-o-y in average iron ore prices in 2025**

2024-12-23

[READ MORE](#)

**BigMint Iron Ore Concentrate Index**

Source: BigMint | Note: Iron ore concentrate trade volumes recorded by BigMint

**India: Iron ore concentrate prices remain firm in recent deals**

2024-12-21

[READ MORE](#)

**Fe 62% Australian iron ore fines**

Source: BigMint

**China: Iron ore spot prices drop further by \$1/t d-o-d**

2024-12-21

[READ MORE](#)

**Karnataka Miner-Wise Iron Ore E-auction Sales in Nov'24**

1.4 mnt Total Karnataka iron ore e-auction sales in Nov'24

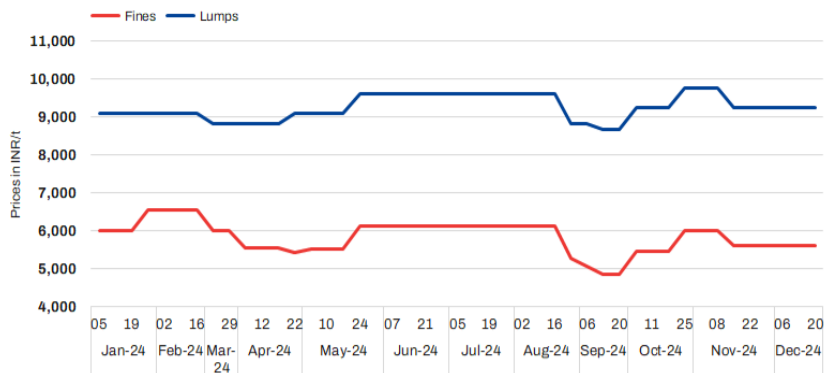
Source: BigMint

**India: Over 365,000 t of iron ore booked at auctions from Karnataka**

2024-12-20

[READ MORE](#)

### Chandrapur Iron Ore Price



Source: BigMint

**India: Chandrapur's iron ore offers remain firm w-o-w in recent deals**

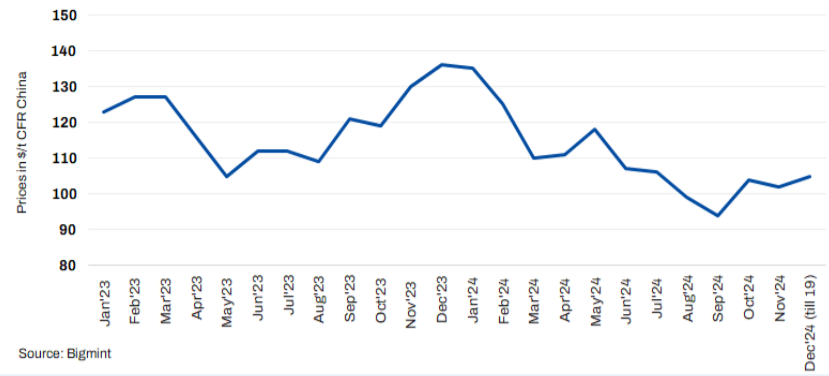
2024-12-20

[READ MORE](#)

### Fe 62% Australian iron ore fines



Iron ore fines Fe 62% 102.05/dmt (1.35)  
CFR China 19 Dec'24



Source: BigMint

**China: Iron ore spot prices fall by \$1/t d-o-d amid weak market fundamentals**

2024-12-20

[READ MORE](#)

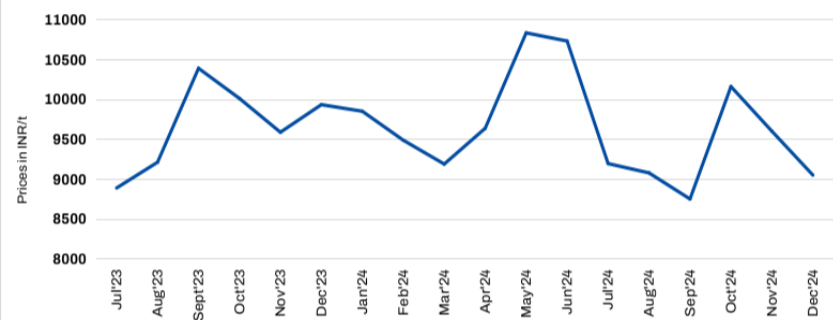


**India: NMDC rolls over base prices of iron ore auction from Karnataka**

2024-12-19

[READ MORE](#)

### Raipur pellet (Fe 63%) prices



Source: BigMint

**India: Pellet prices in Raipur rise by INR 200/t (\$2.5/t)**

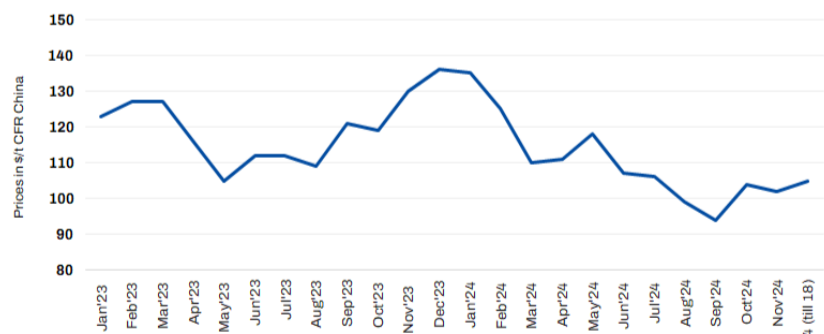
2024-12-19

[READ MORE](#)

### Fe 62% Australian iron ore fines



Iron ore fines Fe 62% 103.40/dmt (1.95)  
CFR China 18 Dec'24



Source: BigMint

**China: Iron ore spot prices drop by \$2/t d-o-d amid weak restocking activity**

2024-12-19

[READ MORE](#)

### Snapshot of OMC iron ore lumps e-auction



Mines	Size (mm)	Fe (%)	Base price as on 20 Nov'24 (INR/t)	Bid price as on 20 Nov'24 (INR/t)	Base price as on 18 Dec'24 (INR/t)	Bid price as on 18 Dec'24 (INR/t)	Quantity offered as on 18 Dec'24 (t)	Quantity booked as on 18 Dec'24 (t)
Gandhamardan	10-40 (Block A)	62%		6,000	4,700	6,250	2,25,000	2,25,000
	10-40 (Block B)	62%	5,000	6,750	5,100	6,700	50,000	50,000
Koira	10-40	62%	5,400	6,750	5,100	6,700	50,000	50,000
Daitari	10-40	62%	5,350	6,900	5,050	6,900	70,000	70,000
Tiring Pahar	10-40	65%	6,850	7,300				
	10-40	62%	6,800	7,200	6,300	7,550	12,000	12,000
Guali	5-18	62%	5,255	4,955	6,505	6,505	80,000	80,000
	18-40	62%	5,700	6,950	5,400	7,000	60,000	60,000
Jilling	5-18	62%	6,500	7,350	6,200	7,750	80,000	80,000
	18-40	62%	6,400	7,600	6,100	8,150	80,000	80,000
Apahatu quarry of Jilling	5-18	62%	5,400	6,700	5,100	6,700	16,000	16,000
	18-40	62%	5,300	6,350	5,000	6,550	80,000	80,000
Khandbandh	10-40	62%	6,300	7,200	6,000	7,550	46,000	46,000
	10-40	65%						
Banspani	10-40	62%	5,300	5,700	5,000	5,950	30,000	30,000
	10-40	62%	5,100	6,350	4,800	6,000	12,000	12,000
Unchabali	10-40	60%						
	10-40	59%	4,100	4,700	3,800	4,750	12,000	12,000
Roida C	5-18	60%	5,200	7,000	4,900	7,200	8,000	8,000
	5-18	64%						
<b>Total</b>							<b>6,61,000</b>	<b>6,61,000</b>

Source: BigMint

**India: Bids rise by INR 200/t m-o-m in OMC iron ore lumps auction**

2024-12-19

[READ MORE](#)



# Coal

## Non Coking (India)

Particular/Delivery	Size/Grade	Delivery	As On	Price	Change	1M	3M
Indian prices (in INR/MT)							
Ex-Gangavaram	RB2 (5500 NAR), S.Africa	Ex-Port	23 Dec   16.58 IST	9,300	- 50	- 200	- 50
	RB3 (4800 NAR), South Africa	Ex-Port	23 Dec   16.58 IST	7,800	0	+ 200	+ 200

## Met Coke (India)

Indian prices (in INR/MT)							
Ex-Jajpur	25-90 mm, Blast Furnace-grade	Ex-Yard	18 Dec   16.25 IST	31,300	0	- 1,400	- 2,000
Ex-Gandhidham	25-90 mm, Blast Furnace-grade	Ex-Yard	18 Dec   16.25 IST	28,400	0	- 1,100	- 1,200

## Coking (Global)

Global prices (in USD/MT)							
CNF India	0-40mm, HCC 64 Mid Vol, Australia	-	24 Dec   11.01 IST	\$170	- 2	- 12.8	- 14.5
	0-40mm, Premium HCC, Australia	-	24 Dec   11.01 IST	\$204	- 4	- 13.8	- 16.5
	Low Vol PCI, Australia	-	24 Dec   11.01 IST	\$160	- 1	- 11.8	- 3
FOB Australia	0-40mm, Low Vol PCI	-	24 Dec   11.03 IST	\$149	0	- 8	+ 2
	HCC 64 Mid Vol	-	24 Dec   11.03 IST	\$159	- 2	- 9.8	- 9.5
	Premium HCC	-	24 Dec   11.03 IST	\$193	- 4	- 10.4	- 12

## Non Coking (Global)

Global prices (in USD/MT)							
CNF India	RB1 (6000 NAR), S.Africa	-	23 Dec   14.01 IST	\$113	0	- 4	- 5
	RB2 (5500 NAR), S.Africa	-	23 Dec   14.01 IST	\$99.5	- 0.5	- 4.2	- 4.88
	RB3 (4800 NAR), S.Africa	-	23 Dec   14.01 IST	\$79.5	- 0.5	- 4.5	- 4.75
FOB South Africa	RB1 (6000 NAR)	-	23 Dec   14.02 IST	\$101	0	0	- 1
	RB2 (5500 NAR)	-	23 Dec   14.02 IST	\$87.5	- 0.5	- 1.7	- 1.25
	RB3 (4800 NAR)	-	23 Dec   14.02 IST	\$67.5	- 0.5	- 2.5	- 1.12

## Met Coke (Global)

Global prices (in USD/MT)							
FOB China	25-90mm, 64% CSR	-	19 Dec   16.52 IST	\$254	0	- 2	+ 5
CNF India	25-90mm, 64% CSR, China	-	19 Dec   16.56 IST	\$270	0	- 1	+ 8
	64% CSR, Japan origin	-	12 Dec   17.11 IST	\$354	0	0	0

Note:- W-O-W: Week On Week, 1M: Change over last month, 3M: Change over last 3 months

# Scrap & Metallic

## Sponge (India)

Region	Particular	Sponge Iron (C-DRI)				Pellet Sponge (P-DRI)			
		Price	Change	W-O-W	1M	Price	Change	W-O-W	1M
Indian prices (in INR/MT) <span style="float: right;">As on 23 Dec 2024</span>									
North India	Mandi Gobindgarh	30,900	+ 100	+ 200	- 300	-	-	-	-
East India	Durgapur	26,800	+ 200	+ 100	+ 50	24,500	+ 150	- 100	- 50
East India	Rourkela	26,300	0	- 150	- 200	-	-	-	-
Central India	Raigarh	26,600	+ 150	+ 150	+ 400	24,300	+ 100	- 50	+ 100
Central India	Raipur	29,700	+ 450	+ 500	+ 300	24,800	+ 150	- 50	- 200
South India	Bellary	27,400	0	+ 650	+ 700	26,250	+ 100	+ 750	+ 650
Eastern India	Ramgarh	26,550	- 50	- 150	- 650	24,300	- 150	- 200	- 700
East India	Jharsugda	-	-	-	-	23,500	0	0	- 300
South India	Chennai	-	-	-	-	26,800	- 200	+ 500	NA
South India	Hyderabad	-	-	-	-	26,950	- 350	+ 750	+ 550

All prices are basic, GST extra.

## Pig Iron (India)

Particular/Delivery	Size/Grade	Delivery	As On	Price	Change	1M	3M
Indian prices (in INR/MT)							
DAP-Ludhiana	Steel Grade	DAP	23 Dec   18.51 IST	35,500	- 150	- 1,950	- 4,500
Ex-Bokaro	Steel Grade	Ex-Plant,Bokaro	19 Dec   13.32 IST	31,250	- 3,750	- 3,750	- 3,700
Ex-Burnpur	Steel Grade	Ex-Plant,Burnpur	31 May   16.00 IST	40,500	- 2,500	0	0
Ex-Durgapur	Steel Grade	Ex-Works	23 Dec   18.51 IST	32,700	- 500	- 1,300	- 6,300
		Ex-Plant,Durgapur	07 Dec   13.42 IST	32,400	- 3,200	- 3,200	- 2,750
Ex-Rourkela	Steel Grade	Ex-Plant,Rourkela	16 Dec   17.51 IST	32,100	+ 500	- 2,900	- 5,650
Ex-Bhilai	Steel Grade	Ex-Plant,Bhilai	17 Dec   15.38 IST	31,150	- 2,350	- 2,350	- 5,600
DAP-Raigarh	Steel Grade	DAP	23 Dec   18.51 IST	32,800	- 300	- 600	- 5,500
DAP-Raipur	Steel Grade	DAP	23 Dec   18.51 IST	32,000	- 250	- 1,200	- 6,450
DAP-Hyderabad	Steel Grade	DAP	23 Dec   14.59 IST	33,500	0	- 2,400	- 3,900
DAP-Delhi	Foundry Grade	DAP	23 Dec   14.56 IST	39,600	0	- 1,000	- 4,100
DAP-Ludhiana	Foundry Grade	DAP	23 Dec   14.56 IST	39,600	0	- 1,000	- 3,600
Ex-Durgapur	Foundry Grade	Ex-Works	23 Dec   14.56 IST	38,500	0	- 1,500	- 3,000
Ex-Kharagpur	Foundry Grade	Ex-Works	23 Dec   14.56 IST	38,500	0	- 1,500	- 3,000
DAP-Ahmedabad	Foundry Grade	DAP	23 Dec   14.56 IST	41,500	0	- 2,800	- 3,500
DAP-Kolhapur	Foundry Grade	DAP	23 Dec   14.56 IST	42,800	0	- 1,900	- 2,700
DAP-Coimbatore	Foundry Grade	DAP	23 Dec   14.56 IST	43,000	0	NA	NA

Indian pig iron price assessment frequency has been increased from weekly to daily basis.

## Re - Rolling Scrap (India)

Indian prices (in INR/MT)							
Ex-Alang	19-22mm(12 ANE), Ship Breaking	Ex-Yard	24 Dec   11.12 IST	40,000	0	0	- 1,500
	15-18mm(10 ANE), Ship Breaking	Ex-Yard	24 Dec   11.12 IST	40,000	0	0	- 1,500
	1 Inch, Ship Breaking	Ex-Yard	24 Dec   11.12 IST	40,000	0	0	- 1,500
	12-14mm(8 ANE), Ship Breaking	Ex-Yard	24 Dec   11.12 IST	39,500	0	0	- 1,500
	5-10 KG, Ship Breaking	Ex-Yard	24 Dec   11.12 IST	39,200	0	+ 200	- 1,300
	9-11mm(6 ANE), Ship Breaking	Ex-Yard	24 Dec   11.12 IST	38,200	0	+ 200	- 1,300
	2-5 KG, Ship Breaking	Ex-Yard	24 Dec   11.12 IST	38,200	0	+ 200	- 1,300
	6-8mm(4 ANE), Ship Breaking	Ex-Yard	24 Dec   11.12 IST	37,200	0	+ 200	- 1,300
	1-2 KG, Ship Breaking	Ex-Yard	24 Dec   10.34 IST	36,200	+ 200	+ 100	- 800
	Attachment, Ship Breaking	Ex-Yard	24 Dec   10.34 IST	36,000	+ 200	+ 100	- 800
	HMS(80:20), Ship Breaking	Ex-Yard	24 Dec   10.34 IST	34,500	+ 200	+ 100	- 800

## Melting Scrap (India)

Particular/Delivery	Size/Grade	Delivery	As On	Price	Change	1M	3M
Indian prices (in INR/MT)							
Ex-Ludhiana	CI Scrap, Mixed Size	DAP	23 Dec   17.43 IST	36,600	0	-1,300	-1,600
	End Cutting	DAP	23 Dec   17.43 IST	37,100	-100	+1,200	-900
	Turning Boring Scrap	DAP	23 Dec   17.43 IST	33,600	-100	+500	-1,200
	CR Busheling (Loose)	DAP	23 Dec   17.43 IST	38,000	-100	+900	-900
Ex-Mandi	HMS(80:20)	DAP	23 Dec   17.43 IST	34,500	+100	+600	-1,000
	End Cutting	DAP	23 Dec   17.43 IST	37,300	+100	+1,100	-900
	LMS (Light Melting Scrap)	DAP	23 Dec   17.43 IST	32,600	+100	+500	-1,100
	CR Busheling (Loose)	DAP	23 Dec   17.43 IST	38,400	+100	+900	-700
Ex-Durgapur	HMS(80:20)	DAP	23 Dec   17.43 IST	32,500	-300	-1,100	-2,500
Ex-Raipur	End Cutting	DAP	23 Dec   17.43 IST	34,450	-50	-550	-2,550
	HMS(80:20)	DAP	23 Dec   17.43 IST	32,450	-50	-550	-2,550
Ex-Ahmedabad	HMS(80:20)	DAP	23 Dec   17.43 IST	33,000	-200	0	-1,500
	CR Busheling (Bundle)	DAP	23 Dec   17.43 IST	37,600	0	-100	-1,100
Ex-Alang	HMS(80:20)	Ex-Yard	23 Dec   17.43 IST	34,300	0	-100	-700
Ex-Jalna	HMS(80:20)	DAP	23 Dec   17.43 IST	32,200	0	-800	-1,000
	CR Busheling (Loose)	DAP	23 Dec   17.43 IST	35,200	0	-900	-1,000
Ex-Mumbai	HMS(80:20)	DAP	23 Dec   17.43 IST	32,800	0	-100	-200
Ex-Chennai	HMS(80:20)	DAP	23 Dec   17.43 IST	30,900	0	-1,300	-1,000
	HMS(90:10)	DAP	23 Dec   17.43 IST	32,800	-100	-1,400	-1,000
	CR Busheling (Bundle)	DAP	23 Dec   17.43 IST	34,500	0	-1,300	-700
	Turning Boring Scrap	DAP	23 Dec   17.43 IST	29,900	0	-1,300	-1,000
Ex-Coimbatore	CI Scrap, Mixed Size	DAP	23 Dec   17.43 IST	35,600	-400	-600	-1,400
Ex-Hyderabad	HMS(90:10)	DAP	23 Dec   17.43 IST	31,800	0	-700	-2,700
	HMS(80:20)	DAP	23 Dec   17.43 IST	30,300	0	-700	-2,700
Ex-Bhilai	9-13 Meters, 60 KG	Ex-works	23 Sep   19.00 IST	41,000	0	-2,700	-150

## Mill Scale (India)

Indian prices (in INR/MT)							
Ex Plant, Raipur	Fines, Fe 70/68%	EXW	21 Dec   14.04 IST	7,100	0	-325	-125
Ex-Kandla	Fines, Fe 70/68%	DAP	21 Dec   14.04 IST	7,000	+100	+50	+450

## Sponge Iron (Global)

Particular/Delivery	Size/Grade	Delivery	As On	Price	Change	1M	3M
Global prices (in USD/MT)							
CNF Bangladesh	FeM 80% (+/-1), 100% lumps	-	19 Dec   17.50 IST	\$360	+10	0	-4
CNF Nepal	Mix (70% lumps, 30% fines), FeM 80% (+/-1)	-	19 Dec   17.50 IST	\$349	+9	-12	-22

## Melting Scrap (Global)

Global prices (in USD/MT)							
FOB Europe	HMS 80:20 (Bulk)	-	18 Dec   17.05 IST	\$328	+15	+16	-22
FOB USA	HMS 80:20	-	23 Dec   18.38 IST	\$324	0	+5.6	-24
	Shredded	-	23 Dec   18.38 IST	\$344	0	+5.6	-24
CNF Bangladesh	H2 (Bulk, Japan origin)	-	18 Dec   18.44 IST	\$361	+6	0	-4
	HMS 80:20 (Bulk, US Origin)	-	18 Dec   18.44 IST	\$370	+4	-2	-10
	HMS 80:20 (Containers, Europe Origin)	-	23 Dec   18.37 IST	\$371	0	-4	-21.5
	Shredded (Containers, UK Origin)	-	23 Dec   18.37 IST	\$394	0	+5.8	-10
CNF China	H2	-	23 Dec   11.46 IST	\$345	0	-5	+29.5
	HMS 80:20 (Bulk)	-	23 Dec   11.46 IST	\$315	-5	-14.8	-28
	Shredded	-	23 Dec   11.46 IST	\$385	-5	-10	-10
CNF India	HMS 80:20 (Europe Origin, Containers)	-	23 Dec   18.37 IST	\$366	-3	+5.6	-9
	HMS 80:20 (West Africa Origin, Containers)	-	23 Dec   18.37 IST	\$367	0	+2.8	-8.5
	HMS 80:20 (West Africa Origin, Containers)	-	23 Dec   18.37 IST	\$368	-3	+1.8	-13.25
	Shredded (Europe Origin, Containers)	-	23 Dec   18.37 IST	\$390	0	+5.8	-10
	Shredded (US Origin, Containers)	-	23 Dec   18.37 IST	\$386	-3	+4.6	-11.25
CNF Pakistan	Shredded (Containers, Europe Origin)	-	23 Dec   18.37 IST	\$392	-1	+6.6	-8.75
CNF Taiwan	HMS 80:20 (US Origin, Containers)	-	18 Dec   18.44 IST	\$295	0	-10	NA
CNF Thailand	HMS 70:30	-	29 Jan   17.41 IST	\$352	+2	NA	NA
CNF Turkey	HMS 80:20 (Bulk, US Origin)	-	23 Dec   18.37 IST	\$350	-1	+8.2	-25.25

CNF Vietnam	H2, (Bulk,Japan origin)	-	23 Dec   18.57 IST	\$324	-3	-14	-11
	HMS 80:20 (Bulk, US Origin)	-	23 Dec   18.57 IST	\$352	+2	-13	-3

## Pig Iron (Global)

Particular/Delivery	Size/Grade	Delivery	As On	Price	Change	1M	3M
Global prices (in USD/MT)							
FOB Black Sea	Steel Grade	-	15 Dec   08.32 IST	\$320	+2	-15	-32
FOB Brazil	Steel Grade	-	15 Dec   08.32 IST	\$422	-10	-10	-15
CNF Italy	Steel Grade	-	15 Dec   08.34 IST	\$368	+2	-15	-32

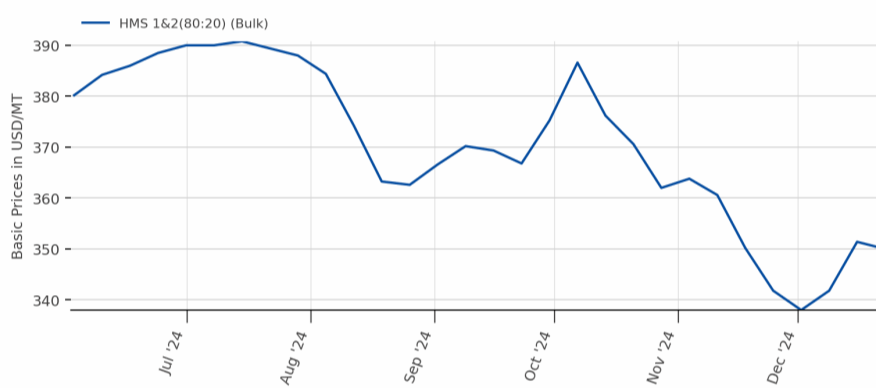
Weekly Assessment,, \*Tender Prices in export

## Ship Breaking (Global)

Global prices (in USD/MT)							
CNF Bangladesh	Containers	-	17 Dec   12.17 IST	\$500	0	0	-10
	Tanker	-	17 Dec   12.17 IST	\$490	0	0	-10
CNF India	Containers	-	17 Dec   12.17 IST	\$490	0	0	-10
	Tanker	-	17 Dec   12.17 IST	\$480	0	0	-10
CNF Pakistan	Containers	-	17 Dec   12.17 IST	\$480	0	0	-10
	Tanker	-	17 Dec   12.17 IST	\$470	0	0	-10
CNF Turkey	Containers	-	17 Dec   12.17 IST	\$330	0	-10	0
	Tanker	-	17 Dec   12.17 IST	\$320	0	-10	0

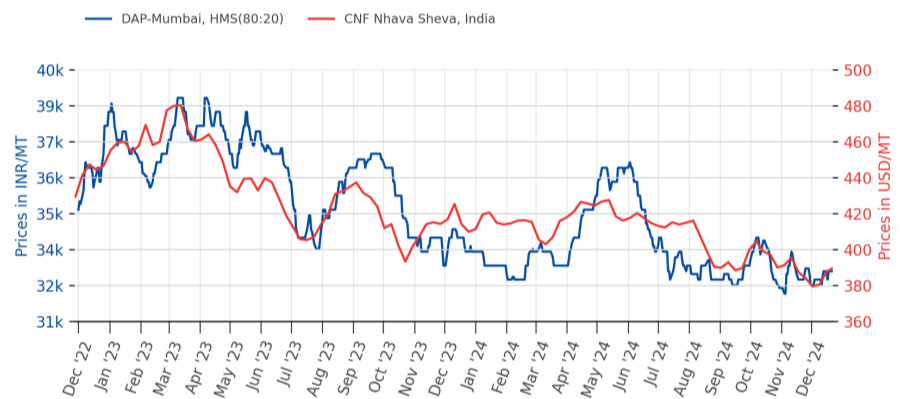
Note:- W-O-W: Week On Week, 1M: Change over last month, 3M: Change over last 3 months

Melting Scrap, CNF Turkey



Source:BigMint

Melting Scrap DAP Mumbai/CNF India



Source:BigMint

**Vietnam: Imported bulk scrap prices**

Japanese H2

Prices in \$/t, CFR Vietnam

Source: BigMint

**Vietnam: Bulk ferrous scrap prices show mixed trends amid slow activity ahead of year-end**

2024-12-23

[READ MORE](#)

**India Sponge iron price & Trade volume**

Bellary (PDR) Raipur (PDR) Durgapur (PDR) Bellary Raipur Durgapur Ramgarh Ramgarh (PDR)

Quantity in tonnes (t) Prices in INR/t

Source: BigMint Research

**India: Sponge iron prices witness mixed trends - 23 Dec**

2024-12-23

[READ MORE](#)

**South Asia: Imported shredded scrap offers from UK/Europe**

India Pakistan Bangladesh Turkiye HMS(80:20)(US)

Offers in \$/t, CFR

Source: BigMint

**South Asia: Imported ferrous scrap market remains largely stable, India sees modest recovery**

2024-12-23

[READ MORE](#)

**India: Melting scrap index DAP-Mandi Gobindgarh (End Cutting vs Billet)**

End Cutting Scrap Billet (100x100 mm) Spread(RHS)

End Cutting - INR 37,300/t (+100) 23 Dec '24

Prices in INR/t

Source: BigMint

**India: BigMint's scrap index rises INR 100/t d-o-d in range-bound market**

2024-12-23

[READ MORE](#)

**India: Domestic mill-scale prices**

DAP Kandla exw-Raipur

Prices in INR/t

Source: BigMint

**India: Mill scale prices show mixed trends in key markets**

2024-12-21

[READ MORE](#)

**Ship breaking scrap prices, exw Alang**

HMS(80:20) Prices in INR/t

Prices as on 21 Dec'24, Source: Bigmint

Grades	Prices	D-O-D Change	W-O-W Change
HMS(80:20)	34,300	-200	+300
Attachment	35,800	-200	+300
1-2 Kg	36,000	-200	+300
2-5 Kg	38,200	0	0
5-10 Kg	39,200	0	0
6-8 mm (4 ANE)	37,200	0	0
9-11 mm (6 ANE)	38,200	0	0
12-14 mm (8 ANE)	39,500	0	0
15-18 mm (10 ANE)	40,000	0	0
19-22 mm (12 ANE)	40,000	0	0
1 Inch	40,000	0	0

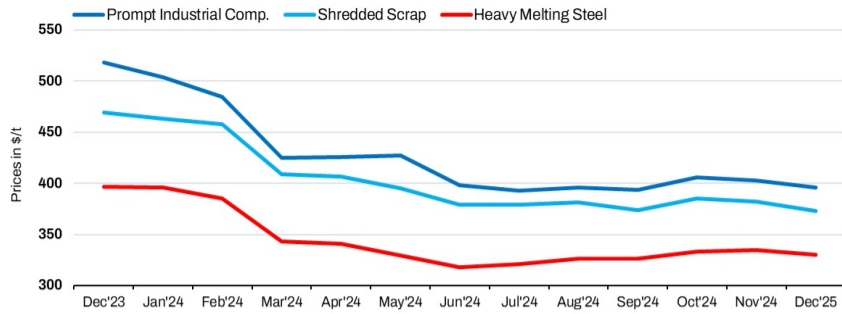
**India: Melting scrap prices inch down by INR 200/t d-o-d in Alang**

2024-12-21

[READ MORE](#)



### RMDAS: Total US regional spot market prices



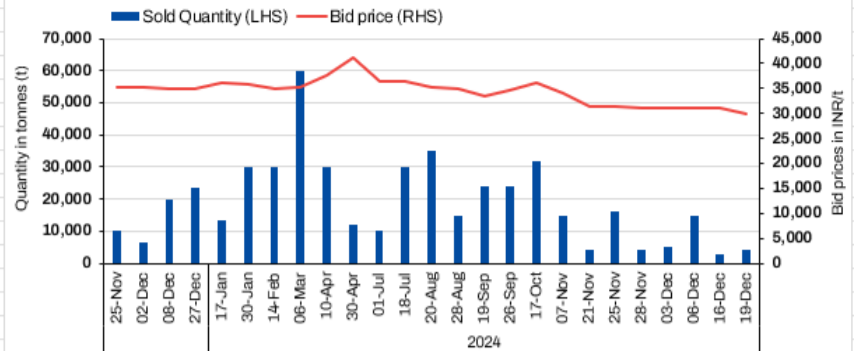
Source: RMDAS

**US: RMDAS ferrous scrap index sees negative trends in Dec'24**

2024-12-21

[READ MORE](#)

### India: NMDC Pig Iron auction summary



Source: BigMint

**India: NMDC's pig iron auction sees muted response, buyer interest falls short of expectations**

2024-12-20

[READ MORE](#)

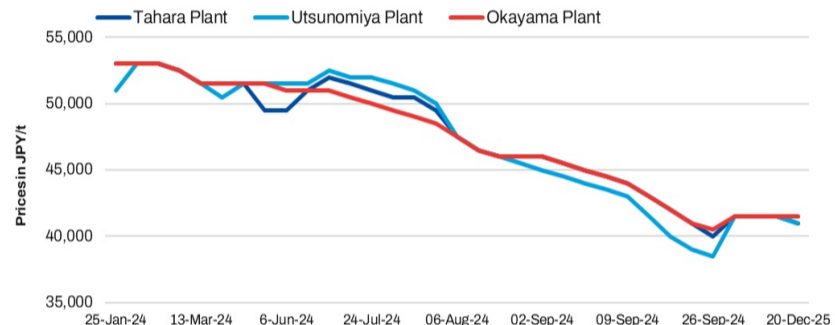
### South Korea: Steel mills' scrap purchase price update

**South Korea: Major mills reduce scrap procurement prices by up to \$7/t**

2024-12-20

[READ MORE](#)

### Japan: Tokyo Steel H2 scrap purchase price trend



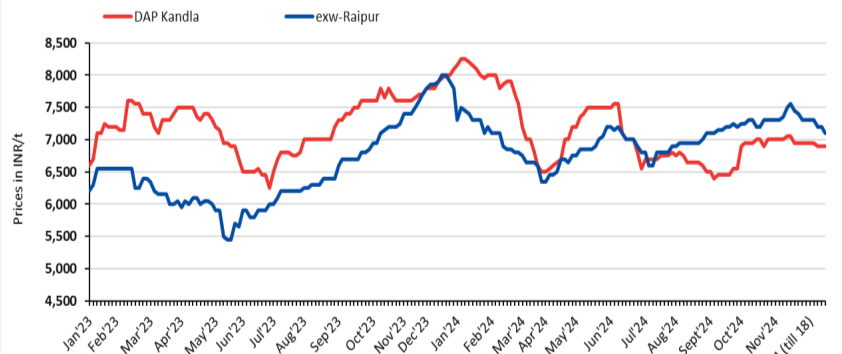
Source: BigMint

**Japan: Tokyo Steel trims scrap procurement prices at Tahara, Utsunomiya plants**

2024-12-20

[READ MORE](#)

### India: Domestic mill-scale prices



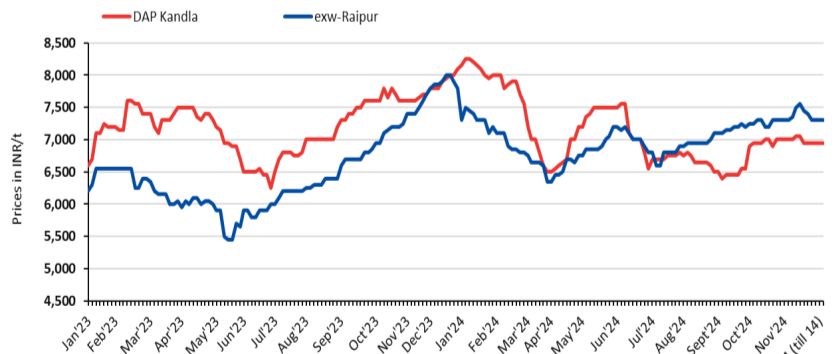
Source: BigMint

**India: Mill scale prices exhibit diverse trends in key markets**

2024-12-18

[READ MORE](#)

### India: Domestic mill-scale prices



Source: BigMint

**India: Mill scale prices remain stable in key markets**

2024-12-14

[READ MORE](#)

# Steel

## Ingot/Billet (India)

Region	Particular	INGOT				BILLET			
		Price	Change	W-O-W	1M	Price	Change	W-O-W	1M
Indian prices (in INR/MT) <span style="float: right;">As on 23 Dec 2024</span>									
North India	Ghaziabad	41,400	+ 200	+ 100	+ 1,200	-	-	-	-
North India	Ludhiana	43,400	- 100	+ 100	+ 400	-	-	-	-
North India	Mandi Gobindgarh	42,600	+ 300	+ 350	+ 800	42,600	+ 300	+ 350	+ 800
North India	Muzaffarnagar	41,200	+ 200	0	+ 1,200	-	-	-	-
East India	Rourkela	37,500	- 100	+ 200	+ 250	38,000	- 200	0	+ 100
Central India	Raigarh	38,350	+ 100	+ 150	+ 550	38,900	+ 400	+ 400	+ 700
Central India	Raipur	39,100	0	+ 500	+ 450	39,300	+ 50	+ 250	+ 450
West India	Ahmedabad	42,100	0	+ 300	+ 800	43,500	+ 200	+ 500	+ 1,300
West India	Jaipur	41,300	+ 400	+ 550	+ 700	-	-	-	-
West India	Mumbai	42,000	0	+ 500	+ 200	42,600	+ 100	+ 600	+ 300
East India	Durgapur	-	-	-	-	39,400	+ 550	+ 650	+ 800
East India	Kolkata	-	-	-	-	40,050	+ 500	+ 700	+ 750
West India	Bhavnagar	-	-	-	-	43,000	+ 100	+ 500	+ 1,100
West India	Goa	-	-	-	-	42,000	0	+ 1,500	+ 1,500
West India	Jalna	-	-	-	-	41,800	0	+ 600	+ 300
South India	Chennai	-	-	-	-	42,000	+ 100	+ 500	+ 200
South India	HINDPUR	-	-	-	-	42,200	0	+ 1,000	+ 900
South India	Hyderabad	-	-	-	-	41,000	0	+ 500	+ 1,000
Eastern India	Ramgarh	-	-	-	-	39,300	+ 300	+ 300	+ 400

All prices are basic, GST @ 18% extra. Ingot - 3.5"\*4.5", Commercial Grade, Billet - 100\*100

## Rebar (India)

Particular/Delivery	Size/Grade	Delivery	As On	Price	PRICE @ 18%GST	Change	1M	3M
Indian prices (in INR/MT)								
Exy-Delhi/NCR	12-32mm, BF Route, IS 1786 Fe 550D	Ex-Yard	20 Dec   17.32 IST	51,800	61,100	- 600	- 3,100	+ 600
	12-32mm, BF Route, IS 1786 Fe 500D	Ex-Yard	20 Dec   17.32 IST	51,800	61,100	- 600	- 3,100	+ 600
Exy-Durgapur	12-32mm BF Route , IS 1786 Fe 500D	Ex-Yard	20 Dec   17.32 IST	51,300	60,500	- 600	- 2,700	+ 2,300
	12-32mm BF Route, IS 1786 Fe 550D	Ex-Yard	20 Dec   17.32 IST	51,300	60,500	- 600	- 2,700	+ 2,300
Exy-Ahmedabad	12-32mm BF Route , IS 1786 Fe 500D	Ex-Yard	20 Dec   17.32 IST	52,500	62,000	- 400	- 2,400	+ 1,600
	12-32mm BF Route, IS 1786 Fe 550D	Ex-Yard	20 Dec   17.32 IST	52,500	62,000	- 400	- 2,400	+ 1,600
Exy-Mumbai	12-32mm, BF Route , IS 1786 Fe 500D	Ex-Yard	20 Dec   17.32 IST	52,400	61,800	- 600	- 1,700	+ 1,900
	12-32mm, BF Route, IS 1786 Fe 550D	Ex-Yard	20 Dec   17.32 IST	52,400	61,800	- 600	- 1,700	+ 1,900
Exy-Bangalore	12-32mm, BF Route, IS 1786 Fe 500D	Ex-Yard	20 Dec   17.32 IST	52,200	61,600	- 900	- 2,500	- 300
	12-32mm, BF Route, IS 1786 Fe 550D	Ex-Yard	20 Dec   17.32 IST	52,200	61,600	- 900	- 2,500	- 300
Exy-Chennai	12-32mm, BF Route, IS 1786 Fe 550D	Ex-Yard	20 Dec   17.32 IST	51,900	61,200	- 1,100	- 2,500	- 800
	12-32mm, BF Route, IS 1786 Fe 500D	Ex-Yard	20 Dec   17.32 IST	51,900	61,200	- 1,100	- 2,500	- 800
Exy-Hyderabad	12-32mm, BF Route, IS 1786 Fe 550D	Ex-Yard	20 Dec   17.32 IST	51,900	61,200	- 1,100	- 2,100	+ 1,300
	12-32mm, BF Route , IS 1786 Fe 500D	Ex-Yard	20 Dec   17.32 IST	51,900	61,200	- 1,100	- 2,100	+ 1,300
Indian prices (in INR/MT)								
Ex-Delhi/NCR	12-25mm, IF Route, Fe 500, IS 1786	Ex-Works	23 Dec   13.42 IST	45,600	53,800	- 200	+ 600	- 2,100
Ex-Jaipur	12-25mm IF route, Fe 500, IS 1786	Ex-Works	23 Dec   13.42 IST	45,100	53,200	+ 300	+ 1,100	- 1,700
Ex-Mandi Gobindgarh	12-25mm, IF Route, Fe 500, IS 1786	Ex-Works	23 Dec   13.42 IST	47,100	55,600	0	+ 600	- 1,200
Ex-Muzaffarnagar	12-25mm, IF Route, Fe 500, IS 1786	Ex-Works	23 Dec   13.42 IST	44,800	52,900	+ 200	+ 1,300	- 1,400
Ex-Durgapur	12-25mm, IF Route, Fe 500, IS 1786	Ex-Works	23 Dec   17.34 IST	41,900	49,400	+ 100	+ 900	- 1,600
	12-25mm, IF Route, Fe 500D, IS 1786	Ex-Works	23 Dec   17.34 IST	44,000	51,900	+ 100	+ 900	- 1,600
Ex-Rourkela	12-25mm, IF Route, Fe 500, IS 1786	Ex-Works	23 Dec   13.42 IST	41,800	49,300	- 200	+ 500	- 1,700
	12-25mm, IF Route, Fe 500D, IS 1786	Ex-Works	23 Dec   13.42 IST	46,000	54,300	0	- 500	- 1,500
Ex-Raigarh	12-25mm, IF Route, Fe 500, IS 1786	Ex-Works	23 Dec   13.42 IST	41,800	49,300	0	+ 300	- 3,200
Ex-Raipur	12-25mm, IF Route, Fe 500, IS 1786	Ex-Works	23 Dec   17.34 IST	42,300	49,900	0	+ 100	- 2,700
	12-25mm, IF Route, Fe 500D, IS 1786	Ex-Works	23 Dec   13.42 IST	45,700	53,900	0	+ 200	- 2,300
Ex-Ahmedabad	12-25mm, IF Route, Fe 500, IS 1786	FOR	23 Dec   17.34 IST	47,700	56,300	+ 300	+ 1,700	+ 400

Ex-Goa	12-25mm, IF Route, Fe 500, IS 1786	Ex-Works	23 Dec   13.42 IST	47,300	55,800	-200	-100	-1,600
Ex-Jalna	12-25mm, IF Route, Fe 500, IS 1786	Ex-Works	23 Dec   13.42 IST	47,500	56,100	0	+500	-700
Ex-Mumbai	12-25mm, IF Route, Fe 500, IS 1786	Ex-Works	23 Dec   13.42 IST	47,300	55,800	0	-300	+200
Ex-Bangalore	12-25mm, IF Route, Fe 550, IS 1786	Ex-Works	23 Dec   13.42 IST	47,500	56,100	0	+200	-1,900
	12-25mm, IF Route, Fe 550D, IS 1786	Ex-Works	23 Dec   13.42 IST	50,200	59,200	+200	0	-2,300
Ex-Chennai	12-25mm, IF Route, Fe 500, IS 1786	Ex-Works	23 Dec   13.42 IST	46,000	54,300	-200	-300	-1,500
Ex-Hyderabad	12-25mm, IF Route, Fe 500, IS 1786	Ex-Works	23 Dec   13.42 IST	45,000	53,100	0	+1,000	-2,000
Ex-Patna	12-25mm IF route, Fe 500, IS 1786	Ex-Works	23 Dec   13.42 IST	42,600	50,300	+400	+1,700	-2,200

## Structure (Medium & Small Scale Producers) (India)

Region/Zone	Particular	40 ANGLE	Change	1M	75 CHANNEL	Change	1M	200 BEAM	Change	1M
Indian prices (in INR/MT)										
North India	Ghaziabad	-	-	-	-	-	-	48,900	-200	+100
East India	Durgapur	44,600	+200	+900	44,600	+200	+900	45,150	+200	+700
Central India	Raipur	-	-	-	44,200	0	+200	-	-	-
West India	Ahmedabad	47,100	0	+300	47,100	0	+300	-	-	-
West India	Mumbai	48,900	0	-500	49,700	0	-500	-	-	-
South India	Hyderabad	47,000	-200	+500	46,600	-200	+500	-	-	-

Indian Structure price assessment frequency has been increased from weekly to daily basis, All prices are basic, Commercial Grade, Basic Price GST @ 18% extra

## Wire Rod (India)

Particular	Size/Grade	Raipur	Change	W-O-W	Durgapur	Change	W-O-W
Indian prices (in INR/MT)							
SWRY 14 LC Gr 3, Induction route	5.5 mm	42,700	-100	0	42,000	+200	+600
HB Wire, Induction route	12 Gauge	45,000	-100	0	44,500	+200	+600
GI Wire, Induction route	12 Gauge	49,400	-100	0	52,000	+200	+600
Binding Wire, Induction route	20 Gauge	51,400	+100	+100	50,800	+200	+600
Barbed Wire, Induction route	12*12 Gauge	51,400	-100	0	55,000	+200	+600

Daily Assessment, Commercial Grade, Basic Price GST @ 18% extra

## HRC (India)

Particular/Delivery	Size/Grade	Delivery	As On	Price	Change	1M	3M
Indian prices (in INR/MT)							
Delhi	2.5-8mm / CTL, IS2062, Gr E250 Br.	Ex-stockyard	20 Dec   18.16 IST	46,800	-400	-950	-400
Faridabad	2.5-8mm / CTL, IS2062, Gr E250 Br.	Ex-stockyard	20 Dec   18.16 IST	46,800	0	-1,100	-550
	2.5-8mm / CTL, IS2062, Gr E350 Br.	Ex-stockyard	20 Dec   18.16 IST	49,800	0	-1,100	-450
Ludhiana	1.8mm / CTL, IS2062, Gr E250 Br.	Ex-stockyard	20 Dec   18.16 IST	48,300	0	-1,100	-650
	2.5-8mm / CTL, IS2062, Gr E250 Br.	Ex-stockyard	20 Dec   18.16 IST	47,000	-100	-750	+100
Kolkata	2.5-8mm / CTL, IS2062, Gr E250 Br.	Ex-stockyard	20 Dec   18.16 IST	44,900	0	-1,500	-1,400
Ahmedabad	2.5-8mm / CTL, IS2062, Gr E250 Br.	Ex-stockyard	20 Dec   18.16 IST	47,500	-300	-1,600	-1,100
	2.5-8mm / CTL, IS2062, Gr E350 Br.	Ex-stockyard	20 Dec   18.16 IST	49,400	-300	-1,600	-650
Mumbai	2.5-8mm / CTL, IS2062, Gr E250 Br.	Ex-stockyard	20 Dec   18.16 IST	46,400	-300	-1,650	-650
	1.8mm / CTL, IS2062, Gr E250 Br.	Ex-stockyard	20 Dec   18.16 IST	47,800	-400	-1,700	-750
Bangalore	2.5-8mm / CTL, IS2062, Gr E250 Br.	Ex-stockyard	20 Dec   18.16 IST	50,400	-300	-900	-350
Chennai	2.5-8mm / CTL, IS2062, Gr E250 Br.	Ex-stockyard	20 Dec   18.16 IST	48,600	-100	-1,400	+150
	1.8mm / CTL, IS2062, Gr E250 Br.	Ex-stockyard	20 Dec   18.16 IST	50,100	-100	-1,400	-100
Hyderabad	2.5-8mm / CTL, IS2062, Gr E250 Br.	Ex-stockyard	20 Dec   18.16 IST	47,300	-100	-800	-500

Weekly Assessment, Commercial Grade, \*Basic Price GST @ 18% extra.,

## CRC (India)

Particular/Delivery	Size/Grade	Delivery	As On	Price	Change	1M	3M
Indian prices (in INR/MT)							
Delhi	0.90mm / CTL, IS 513, CR1	Ex-stockyard	20 Dec   18.20 IST	53,700	-300	-1,550	-2,300
Faridabad	0.5mm / CTL, IS 513, CR1	Ex-stockyard	20 Dec   18.20 IST	54,700	0	-1,600	-2,900
	0.90mm / CTL, IS 513, CR1	Ex-stockyard	20 Dec   18.20 IST	53,200	0	-1,600	-2,900
Ludhiana	0.90mm / CTL, IS 513, CR1	Ex-stockyard	20 Dec   18.20 IST	53,200	-400	-1,350	-2,300
Kolkata	0.90mm / CTL, IS 513, CR1	Ex-stockyard	20 Dec   18.20 IST	50,300	+200	-3,000	-1,350
Ahmedabad	0.90mm / CTL, IS 513, CR1	Ex-stockyard	20 Dec   18.20 IST	55,000	-100	-1,800	-1,050

Mumbai	0.5mm / CTL, IS 513, CR1	Ex-stockyard	20 Dec   18.20 IST	54,900	0	-1,350	-2,250
	0.90mm / CTL, IS 513, CR1	Ex-stockyard	20 Dec   18.20 IST	53,400	0	-1,300	-2,100
Bangalore	0.9mm / CTL, IS 513, CR1	Ex-stockyard	20 Dec   18.20 IST	57,000	-300	-750	-2,150
Chennai	0.90mm / CTL, IS 513, CR1	Ex-stockyard	20 Dec   18.20 IST	58,500	0	0	-1,350
	0.5mm / CTL, IS 513, CR1	Ex-stockyard	20 Dec   18.20 IST	60,100	0	-100	-1,500
Hyderabad	0.90mm / CTL, IS 513, CR1	Ex-stockyard	20 Dec   18.20 IST	55,000	0	-700	-1,950

Weekly Assessment, Commercial Grade, \*Basic Price GST @ 18% extra.,

## HR Plate (India)

Particular/Delivery	Size/Grade	Delivery	As On	Price	Change	1M	3M
Indian prices (in INR/MT)							
Delhi	60-100mm, Gr E350 Br.	Ex-stockyard	18 Dec   18.25 IST	58,300	0	-2,000	-1,700
	5-10mm, Gr E350 Br.	Ex-stockyard	18 Dec   18.25 IST	51,400	0	-1,100	-600
	20-40mm, Gr E350 Br.	Ex-stockyard	18 Dec   18.25 IST	54,900	-200	-1,500	-900
	60-100mm, Gr E250 Br.	Ex-stockyard	18 Dec   18.25 IST	55,000	0	-1,800	-1,500
	5-10mm, Gr E250 Br.	Ex-stockyard	18 Dec   18.25 IST	47,900	0	-1,100	-600
	20-40mm, Gr E250 Br.	Ex-stockyard	18 Dec   18.25 IST	51,600	0	-1,300	-700
Mumbai	60-100mm, Gr E350 Br.	Ex-stockyard	18 Dec   18.25 IST	58,500	0	-1,200	-1,800
	5-10mm, Gr E350 Br.	Ex-stockyard	18 Dec   18.25 IST	51,700	0	-800	-800
	20-40mm, Gr E350 Br.	Ex-stockyard	18 Dec   18.25 IST	54,200	0	-1,500	-2,100
	60-100mm, Gr E250 Br.	Ex-stockyard	18 Dec   18.25 IST	54,900	0	-1,300	-1,900
	5-10mm, Gr E250 Br.	Ex-stockyard	18 Dec   18.25 IST	48,200	0	-800	-800
	20-40mm, Gr E250 Br.	Ex-stockyard	18 Dec   18.25 IST	50,700	0	-1,700	-2,100

Weekly Assessment, Commercial Grade, Basic Price GST @ 18% extra

## GP (India)

Indian prices (in INR/MT)							
Delhi	0.7mm / CTL, 80 GSM, IS277	Ex-stockyard	19 Dec   17.45 IST	57,100	-500	-700	+300
	0.7mm / CTL, 120 GSM, IS277	Ex-stockyard	19 Dec   17.45 IST	58,100	-500	-700	+600
	0.6mm / CTL, 120 GSM, IS277	Ex-stockyard	19 Dec   17.45 IST	59,600	-500	-700	+800
Mumbai	0.8mm / CTL, 80 GSM, IS277	Ex-stockyard	19 Dec   17.45 IST	56,400	0	-1,000	+200
	0.8mm / CTL, 120 GSM, IS277	Ex-stockyard	19 Dec   17.45 IST	57,400	0	-900	+200
	0.6mm / CTL, 120 GSM, IS277	Ex-stockyard	19 Dec   17.45 IST	58,900	0	-900	+500
Chennai	0.8-1.6mm / CTL, 80 GSM, IS277	Ex-stockyard	19 Dec   17.45 IST	58,400	0	-1,000	-1,000
	0.8-1.6mm / CTL, 120gsm, IS277	Ex-stockyard	19 Dec   17.45 IST	60,900	0	-1,000	-400
	0.6mm / CTL, 120 GSM, IS277	Ex-stockyard	19 Dec   17.45 IST	62,400	0	-1,000	-400
Hyderabad	0.8mm / CTL, 80 GSM, IS277	Ex-stockyard	19 Dec   17.45 IST	56,500	-500	-2,200	-1,800
	0.8mm / CTL, 120 GSM, IS277	Ex-stockyard	19 Dec   17.45 IST	60,000	-500	-2,000	-800
	0.6mm / CTL, 120 GSM, IS277	Ex-stockyard	19 Dec   17.45 IST	61,500	-500	-2,000	-800

## PPGI (India)

Particular/Delivery	Size/Grade	Delivery	As On	Price	Change	1M	3M
Indian prices (in INR/MT)							
Delhi	0.5mm / CTL, 90 GSM, IS14246	Ex-stockyard	19 Dec   17.47 IST	67,900	-300	-600	+900
Mumbai	0.5mm / CTL, 90 GSM, IS14246	Ex-stockyard	19 Dec   17.47 IST	66,400	-200	-900	+400

## MS Pipes (India)

Indian prices (in INR/MT)							
Ex-Raipur	41-60 OD (Patra Based)	Ex-works	23 Dec   16.32 IST	41,400	0	-300	-2,300
Ex-Mandi Gobindgarh	41-60 OD (Patra Based)	Ex-works	23 Dec   16.32 IST	44,900	+300	+800	-600
Exy-Delhi	2.2-6mm, IS 1239,IS 1161 (HR Coil Based)	Ex-Yard	18 Dec   17.45 IST	52,500	0	-500	+500
Exy-Raipur	2.2-6mm, IS 1239,IS 1161 (HR Coil Based)	Ex-Yard	18 Dec   17.45 IST	51,000	-500	-1,000	0
Exy-Mumbai	2.2-6mm, IS 1239,IS 1161 (HR Coil Based)	Ex-Yard	18 Dec   17.45 IST	51,000	-500	-1,000	0
Exy-Pune	2.2-6mm, IS 1239,IS 1161 (HR Coil Based)	Ex-Yard	18 Dec   17.45 IST	51,000	-500	-1,000	0
Exy-Bangalore	2.2-6mm, IS 1239,IS 1161 (HR Coil Based)	Ex-Yard	18 Dec   17.45 IST	52,000	0	-1,000	0
Exy-Hyderabad	2.2-6mm, IS 1239,IS 1161 (HR Coil Based)	Ex-Yard	18 Dec   17.45 IST	52,000	0	-1,000	0

## Billet (Global)

Particular/Delivery	Size/Grade	Delivery	As On	Price	Change	1M	3M
Global prices (in USD/MT)							
FOB India	150*150, 3SP/4SP	-	06 Dec   18.21 IST	\$460	-10	NA	-5
FOB Iran	130*130, 3SP	-	20 Dec   18.53 IST	\$453	-5	-12	-1
FOB Russia	130*130, 3SP	-	20 Dec   18.53 IST	\$445	+5	-22	-15
CNF Nepal	100*100, IS 2831 (IF Grade)	-	20 Dec   18.50 IST	\$486	+9	-1	-7.5



<b>CNF Philippines</b>	150*150, 3SP	-	20 Dec   18.50 IST	\$460	-10	-15	-5
<b>CNF Turkey</b>	120*120	-	20 Dec   18.50 IST	\$460	+5	-25	-15

Weekly Assessment

## Rebar (Global)

Particular/Delivery	Size/Grade	Delivery	As On	Price	Change	1M	3M
Global prices (in USD/MT)							
<b>FOB Turkey</b>	12-32mm, Commercial	-	20 Dec   18.10 IST	\$575	+2	-5	-15

## Wire Rod (Global)

Particular/Delivery	Size/Grade	Delivery	As On	Price	Change	1M	3M
Global prices (in USD/MT)							
<b>CNF Nepal</b>	5.5-6.0mm, Commercial Grade	-	21 Dec   13.29 IST	\$525	+10	-5	-15
	6-8 mm, ASTM A510 SAE 1008	-	14 Dec   13.31 IST	\$610	0	-20	+30

## HRC (Global)

Particular/Delivery	Size/Grade	Delivery	As On	Price	Change	1M	3M
Global prices (in USD/MT)							
<b>CNF Bangladesh</b>	2mm, SAE 1006 (China origin)	-	17 Dec   18.55 IST	\$525	-5	-10	+2.5
<b>CNF Dubai</b>	2mm, SAE1006 (India origin), SAE1006	-	17 Dec   18.55 IST	\$540	-10	-20	NA
<b>CNF Europe</b>	3-4mm, S235JR	-	17 Dec   18.55 IST	\$510	-5	+5	-12.5
	3mm+, S275	-	17 Dec   18.55 IST	\$590	0	0	-13
<b>CNF India</b>	2-12 mm, SS400 (China Origin)	-	17 Dec   18.55 IST	\$520	-5	+5	+22.5
	3mm, SS400 (South Korea Origin)	-	10 Dec   18.58 IST	\$540	0	NA	+10
<b>CNF Nepal</b>	2mm, SAE1006 (India origin), SAE1006	-	17 Dec   18.55 IST	\$530	0	-15	-10
<b>CNF Pakistan</b>	2mm, SS400 (China origin), SS400	-	17 Dec   18.55 IST	\$500	-5	-5	+12.5
	2mm, SS400 (Japan origin), SS400	-	17 Dec   18.55 IST	\$525	-20	NA	+15
<b>CNF UAE</b>	2mm, SAE1006 (China Origin)	-	17 Dec   18.55 IST	\$520	0	-5	+17.5
<b>CNF Vietnam</b>	2 mm, SAE 1006 (Formosa, skin pass)	-	12 Dec   15.45 IST	\$521	-20	NA	NA
	2-20mm, SAE 1006 (India Origin)	-	09 Apr   18.25 IST	\$567	0	NA	NA
	2-3mm, SAE 1006 (China Origin)	-	17 Dec   18.55 IST	\$515	0	0	+37.5
	Thickness - 2-6 mm, Width - 1.1-1.3m	-	03 Dec   16.01 IST	\$525	-12	NA	NA
<b>FOB Black Sea</b>	3mm, SAE1006	-	17 Dec   18.51 IST	\$485	-5	-20	+15
<b>FOB China</b>	3-12mm, SS400	-	17 Dec   18.51 IST	\$490	-5	+5	+22.5
<b>FOB India</b>	2.5 mm, SAE1006	-	05 Nov   18.31 IST	\$535	0	NA	NA
<b>FOB Japan</b>	2mm, SS400	-	17 Dec   18.51 IST	\$505	-5	-5	+20
<b>FOB South Korea</b>	1.6-2.5mm, SAE 1006	-	10 Dec   18.47 IST	\$505	0	NA	+5

## CRC (Global)

Particular/Delivery	Size/Grade	Delivery	As On	Price	Change	1M	3M
Global prices (in USD/MT)							
<b>FOB China</b>	0.90mm, SPCC	-	18 Dec   18.12 IST	\$560	0	0	+35
<b>FOB India</b>	0.9 mm, IS 513 Gr.O	-	18 Dec   18.12 IST	\$630	0	-5	-5
<b>FOB Russia</b>	0.90mm, SPCC	-	18 Dec   18.12 IST	\$615	0	+5	+45

## HR Plate (Global)

Particular/Delivery	Size/Grade	Delivery	As On	Price	Change	1M	3M
Global prices (in USD/MT)							
<b>FOB China</b>	5-10mm, SS 400	-	18 Dec   18.15 IST	\$515	0	+5	+35

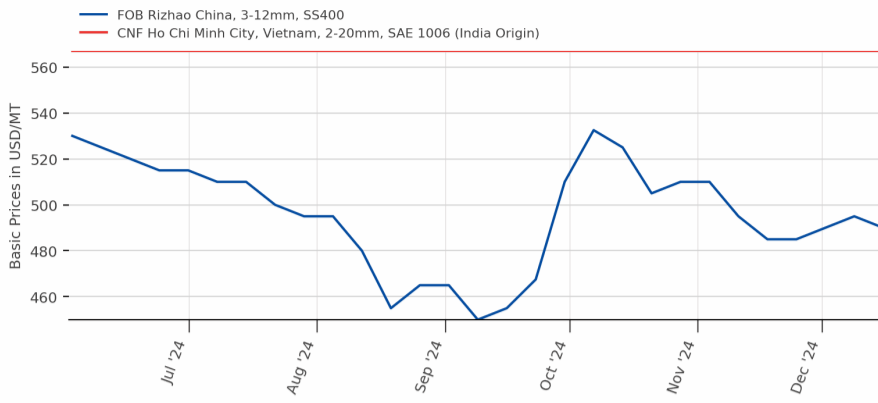
## GP (Global)

Particular/Delivery	Size/Grade	Delivery	As On	Price	Change	1M	3M
Global prices (in USD/MT)							
<b>FOB China</b>	DX51D+z80, Width 1,000-1,500 mm, thickness 0.5-2mm	-	19 Dec   18.27 IST	\$595	-5	0	+10
<b>FOB India</b>	Width 900-1250mm, thickness 0.50mm, DX51D+z80, BS EN 10142:2000	-	19 Dec   18.27 IST	\$750	+5	+15	+15

Note:- W-O-W: Week On Week, 1M: Change over last month, 3M: Change over last 3 months

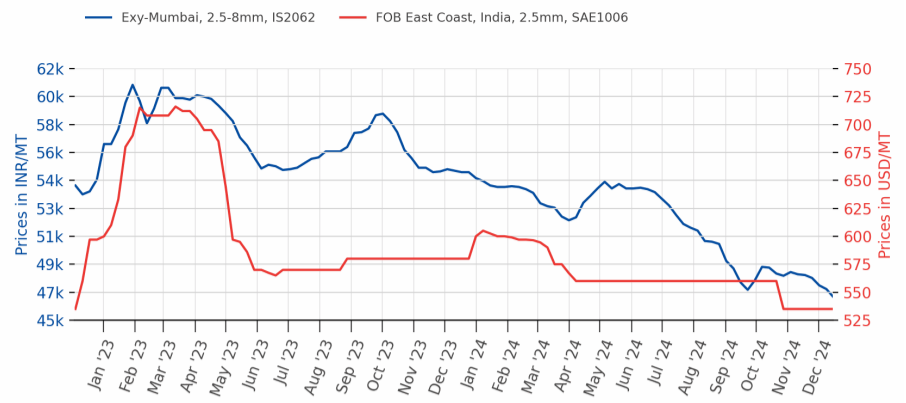


### HRC

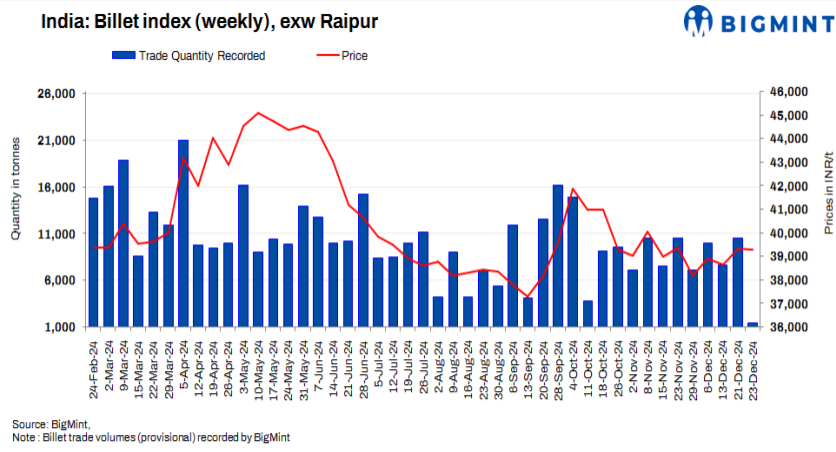


Source:BigMint

### Prices of HRC Exy Mumbai/FOB India



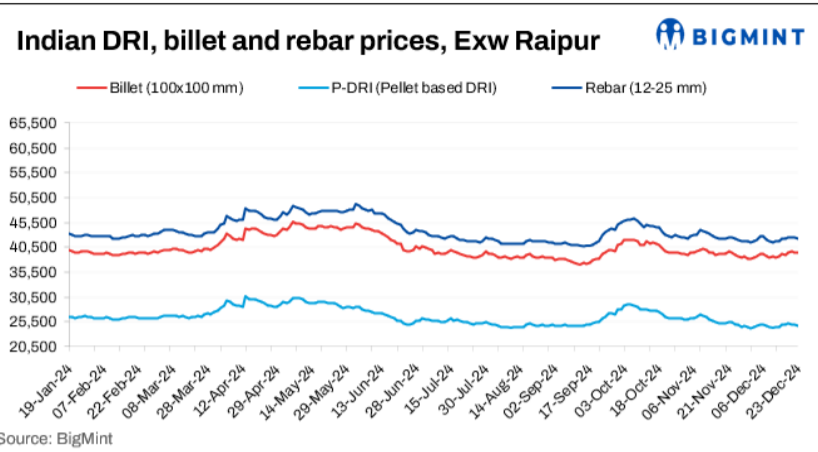
Source:BigMint



**India: BigMint's billet index edges up by INR 50/t d-o-d - 23 Dec**

2024-12-23


[READ MORE](#)



**Indian DRI, billet, rebar update - 23 Dec**

2024-12-23

[READ MORE](#)



**India's brand-wise rebar offers from BF and IF route mills - 23 Dec**

2024-12-23

[READ MORE](#)



**Japan: Nippon Steel achieves major emissions reduction breakthrough in blast furnace hydrogen trial**

2024-12-23

[READ MORE](#)

**India steel indices table**

Indices as on Friday	20-Dec-24	13-Dec-24	6-Dec-24	29-Dec-24	22-Nov-24
India Rebar Index	130.0	128.8	130.5	129.5	131.2
India Wire Rod Index	145.3	146.6	146.6	147.3	149.3
India Structure Steel Index	128.7	128.3	134.8	134.2	135.7
India Steel Long Composite Index	132.0	130.7	134.0	133.3	136.1
India HRC Index	125.7	126.5	127.0	127.6	128.7
India CRC Index	126.9	127.4	128.3	129.1	129.6
India GP Index	121.9	122.5	123.0	124.0	124.3
India HR Plate Index	128.4	128.5	128.5	128.9	130.9
India Flat Steel Composite Index	124.2	124.8	125.4	126.1	128.3
India Steel Composite Index	128.5	128.1	130.1	130.1	132.3

Index Base Year: Q3 Jan'20 | Index Base Value: 100 | changes indicated in are on w-o-w basis | Source: BigMint

**India steel index remains range-bound w-o-w, longs stage smart rally**

2024-12-23

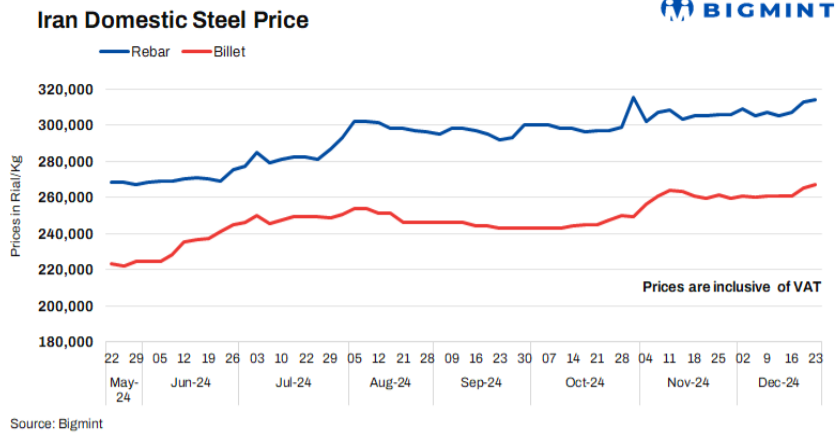
[READ MORE](#)



**China: Steel billet prices inch up by RMB 20/t (\$3/t)**

2024-12-23

[READ MORE](#)



**Iran: Domestic billet, rebar prices rise amid supply concerns**

**2024-12-23** [READ MORE](#)

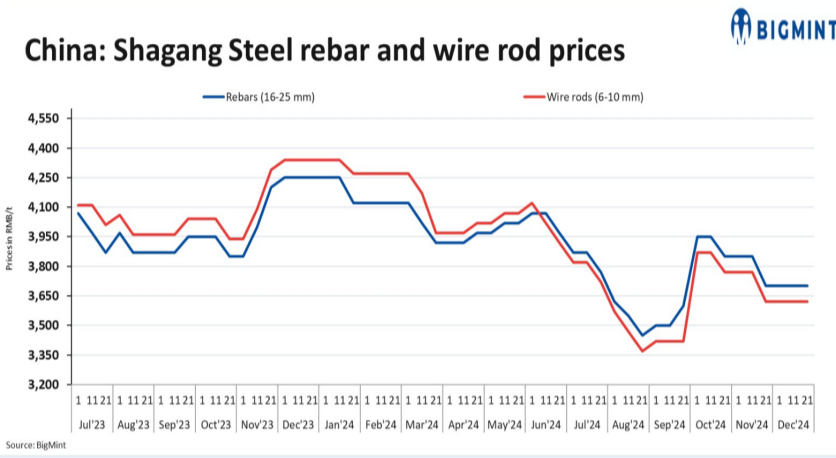
**World crude steel output of major producing countries**

Country	Nov'24	y-o-y (change in %)	Jan-Nov'24	y-o-y (change in %)
China	78.4	2.5	929.2	-2.7
India	12.4	4.5	135.9	5.9
Japan	6.9	-3.1	77.1	-3.6
United States	6.4	-2.8	72.9	-2.2
Russia	5.5(e)	-9.2	64.9	-7
South Korea	5.2	-3.6	58.3	-4.9
Germany	2.9	8.6	34.5	5.3
Türkiye	3.0	0.7	33.9	11.2
Brazil	2.8	1.9	31.2	5.6
Iran	3.1	0.1	28.0	0.5

Quantity in mnt  
Source: World Steel Association | compiled and maintained by BigMint

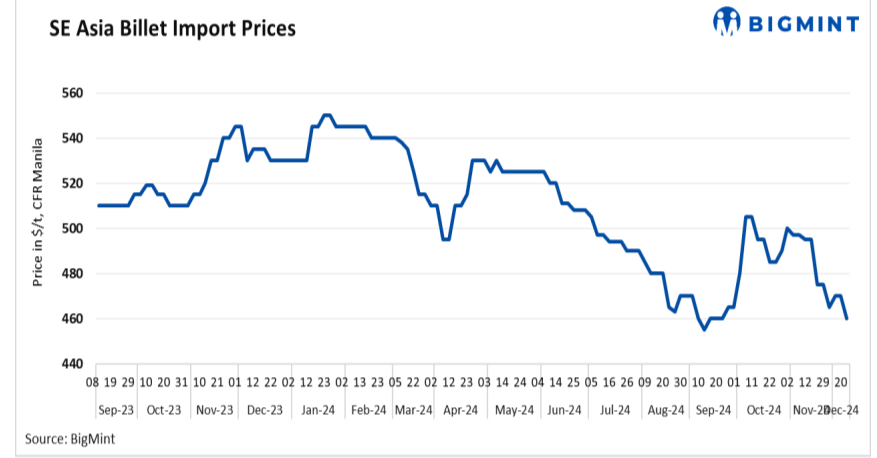
**World crude steel production shows modest growth y-o-y in Nov'24: WSA**

**2024-12-23** [READ MORE](#)



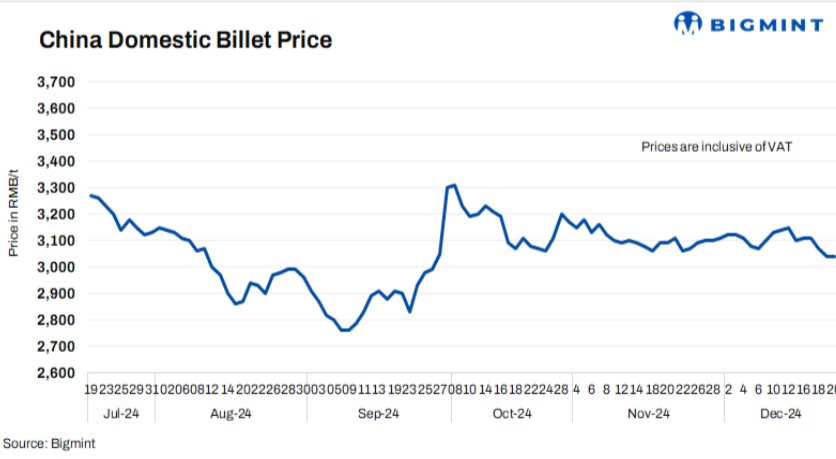
**China: Shagang Steel keeps long steel prices unchanged for late-Dec'24**

**2024-12-23** [READ MORE](#)



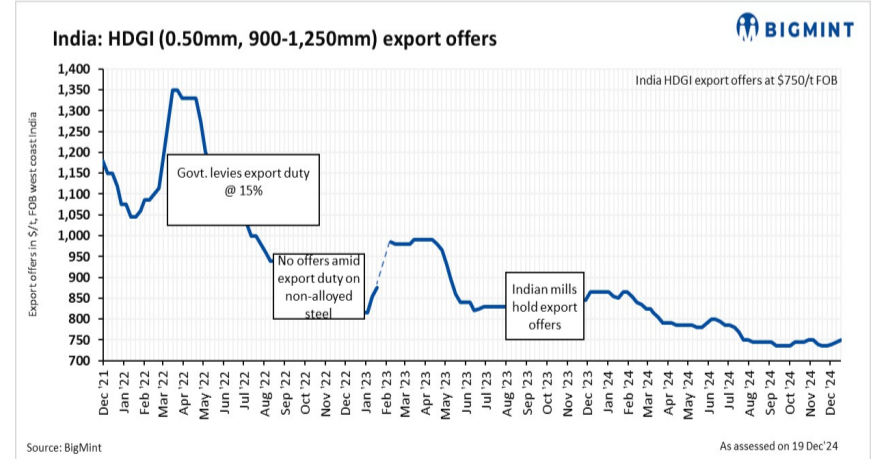
**SE Asia: Imported billet offers fall w-o-w amid lower buying interest**

**2024-12-20** [READ MORE](#)



**China: Steel billet prices remain stable d-o-d**

**2024-12-20** [READ MORE](#)



**India: HDGI coil exports rise by \$5/t w-o-w in recent deal**

**2024-12-19** [READ MORE](#)

## Ferro Alloy

### Manganese Ore (India)

Particular/Delivery	Size/Grade	Delivery	As On	Price	Change	1M	3M
Indian prices (in INR/MT)							
Odisha	6-80 mm, Mn 30%	Ex-Mines	10 Dec   11.16 IST	10,500	+ 150	+ 150	NA
	6-80 mm, Lumps, Mn 46%	Ex-Mines	01 Dec   11.45 IST	16,267	- 503	NA	NA
MOIL	Lumps, Lumps, Mn 44%, Fe 7%	Ex-Mines	01 Dec   11.45 IST	15,560	- 481	NA	NA
	Lumps, Mn 37%, Fe 7.5%	Ex-Mines	01 Dec   11.45 IST	13,784	+ 402	NA	NA
	6-80 mm, Lumps, Mn 30%	Ex-Mines	01 Dec   11.45 IST	6,769	+ 197	NA	NA

Weekly Assessment, Prices Ex-Mines Basis Including Royalty

### Chrome Ore (India)

Indian prices (in INR/MT)							
Ex-Jajpur (OMC-eAuction)	Friable 54%+	Ex-Mines	18 Dec   18.48 IST	27,208	- 11,373	- 11,373	NA
	Friable 52-54%	Ex-Mines	18 Dec   18.48 IST	21,744	- 11,782	- 11,782	NA
	Friable 50-52%	Ex-Mines	18 Dec   18.48 IST	20,100	- 11,071	- 11,071	NA
	Lumps, Friable 48-50%	Ex-Mines	18 Dec   18.48 IST	20,551	- 9,006	- 9,006	NA

OMC E-Auction Prices Including Royalty

### Silico Manganese (India)

Indian prices (in INR/MT)							
Ex-Durgapur	10-50 MM, HC 60-14	Ex-Works	23 Dec   18.31 IST	67,300	+ 550	+ 2,400	- 1,075
	25-150 mm, HC 60-14	Ex-Works	23 Dec   18.31 IST	66,800	+ 550	+ 2,400	- 1,075
	10-150 mm, LC (Mn 55% min.)	Ex-Works	19 Dec   10.29 IST	84,600	+ 1,000	- 200	- 2,200
	10-150 mm, MC (Mn 53% min.)	Ex-Works	19 Dec   10.29 IST	79,800	+ 1,600	0	+ 500
Ex-Raipur	25-150 mm, HC 60-14	Ex-Works	23 Dec   18.31 IST	67,200	+ 500	+ 2,120	- 1,325
Ex-Vizag	25-150 mm, HC 60-14	Ex-Works	23 Dec   18.31 IST	67,100	+ 350	+ 1,930	- 1,300

Weekly Assessment; All Prices are basic; GST @ 18% extra

### Ferro Manganese (India)

Indian prices (in INR/MT)							
Ex-Durgapur	10-150 mm, MC ( Mn 70% min)	Ex-Works	19 Dec   10.32 IST	92,300	+ 1,550	+ 800	- 6,900
	25-150 mm, HC 70%	Ex-Works	23 Dec   18.33 IST	69,700	+ 1,900	+ 3,400	+ 438
Ex-Raipur	25-150 mm, HC 70%	Ex-Works	23 Dec   18.33 IST	69,400	+ 1,450	+ 2,900	- 125

Weekly Assessment; All Prices are basic; GST @ 18% extra

### Ferro Chrome (India)

Indian prices (in INR/MT)							
Ex-Durgapur	10-60 mm, LC 60%	Ex-Works	19 Dec   10.31 IST	205,500	- 2,000	- 5,000	- 7,900
Ex-Jajpur	10-150mm, HC 60%, Si- 4%	Ex-Works	20 Dec   10.37 IST	105,000	0	- 3,600	- 5,050
	10-150mm, HC 60%, Si - 2%	Ex-Works	19 Dec   10.49 IST	113,600	+ 350	- 900	- 2,100

Weekly Assessment; All Prices are basic; GST @ 18% extra

### Ferro Silicon (India)

Indian prices (in INR/MT)							
Ex-Guwahati	25-150 mm, FeSi 70%	Ex-Works	23 Dec   18.43 IST	103,850	+ 950	- 4,750	+ 3,350
Ex-Bhutan	25-150 mm, FeSi 70%	Ex-Works	23 Dec   18.43 IST	103,850	+ 650	- 5,350	+ 4,750

Weekly Assessment; All Prices are basic; GST @ 18% extra

### Manganese Ore (Global)

Particular/Delivery	Size/Grade	Delivery	As On	Price	Change	1M	3M
Global prices (in USD/MT)							
CNF China	Lumps, Mn 37% (USD/dmtu)	-	21 Dec   11.35 IST	\$3.94 /dmtu	+ 0.01	+ 0.13	+ 0.19
	Lumps, Mn 44% (USD/dmtu)	-	21 Dec   11.35 IST	\$4.06 /dmtu	+ 0.01	+ 0.14	- 0.84

<b>CNF India</b>	Lumps, Mn 37%, (South African origin) (USD/dmtu)	-	21 Dec   11.35 IST	\$4.09 /dmtu	+ 0.01	+ 0.14	+ 0.19
	Lumps, Mn 44% (USD/dmtu)	-	21 Dec   11.35 IST	\$4.21 /dmtu	+ 0.01	+ 0.16	- 0.84
	Lumps, Mn 46%, (USD/dmtu)	-	21 Dec   11.35 IST	\$4.5 /dmtu	0	+ 0.15	- 0.9

Weekly Assessment

## Chrome Ore (Global)

Global prices (in USD/MT)							
<b>CNF China</b>	Conc 40-42%, S. Africa	-	17 Dec   18.34 IST	\$220	0	- 50	- 50
	Conc 46-48%, Turkish	-	17 Dec   18.34 IST	\$310	- 5	- 35	- 100

Weekly Assessment

## Silico Manganese (Global)

Global prices (in USD/MT)							
<b>FOB India</b>	25-150 mm, HC 60-14	-	23 Dec   18.34 IST	\$806	+ 12	+ 18.5	- 23
	25-150 mm, HC 65-16	-	23 Dec   18.34 IST	\$903	+ 11	+ 26	- 9

Weekly Assessment

## Ferro Manganese (Global)

Global prices (in USD/MT)							
<b>FOB India</b>	25-150 mm, HC 70%	-	23 Dec   18.35 IST	\$822	+ 12	+ 20	- 30.25
	25-150 mm, HC 75%	-	23 Dec   18.35 IST	\$920	+ 10	+ 36.2	- 3.5

Weekly Assessment

## Ferro Chrome (Global)

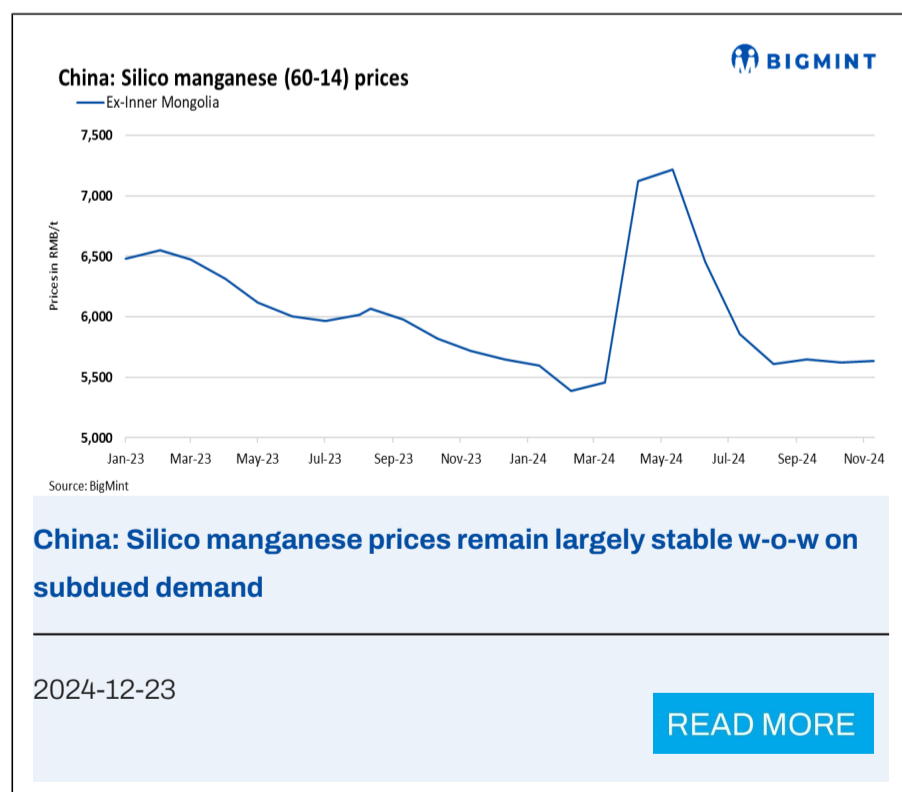
Global prices (in USD/MT)							
<b>CNF China</b>	10-150mm, HC 60% (cents/lb)	-	18 Dec   10.12 IST	¢87 /lb	0	- 3	- 7
<b>CNF Japan</b>	10-50mm, HC 60% (cents/lb)	-	18 Dec   10.12 IST	¢94 /lb	0	- 2	- 5
<b>CNF South Korea</b>	10-50mm, HC 60% (cents/lb)	-	18 Dec   10.12 IST	¢93 /lb	0	- 2	- 5

Weekly Assessment

## Ferro Silicon (Global)

Global prices (in USD/MT)							
<b>FOB China</b>	10-50 mm, FeSi 75%	-	23 Dec   18.44 IST	\$1,175	- 25	- 50	- 80
<b>FOB India</b>	10-50 mm, FeSi 70%	-	23 Dec   18.44 IST	\$1,260	0	- 70	+ 10

Weekly Assessment





## Non Ferrous

### Aluminium (India)

Particular/Delivery	Size/Grade	Delivery	As On	Price	Change	1M	3M
Indian prices (in INR/MT)							
Aluminium Ingot P1020, Exy-Delhi	Ingot EC Grade 99.70%	Ex-Yard	23 Dec   17.23 IST	249,500	+ 500	- 8,500	- 3,000
Aluminium Ingot ADC12, Exw-Delhi NCR	Automobile OEM Approved	Exw-Delhi NCR	09 Dec   17.25 IST	209,000	0	0	- 9,000
	Non-OEM	Ex-Works	18 Dec   17.11 IST	202,000	0	+ 1,000	- 5,000
Aluminium Extrusion Scrap, Exy-Delhi	6063 & 6061 (Mix)	Ex-Yard	23 Dec   17.23 IST	199,000	0	+ 1,000	+ 2,500
Aluminium Utensil Scrap, Exy-Delhi	Loose	Ex-Yard	23 Dec   17.23 IST	194,000	- 2,000	- 1,000	+ 9,000
Aluminium Taint Tabor Scrap, Exy-Delhi	Loose	Ex-Yard	23 Dec   17.23 IST	177,000	0	- 2,000	- 6,000
Aluminium Tense Scrap, Exy-Delhi	Solid (Loose)	Ex-Yard	23 Dec   17.23 IST	174,000	0	+ 1,000	- 1,000
Aluminium Ingot P1020, Exy-Mumbai	Ingot EC Grade 99.70%	Ex-Yard	23 Dec   17.23 IST	247,000	+ 1,000	- 8,000	+ 3,000
Aluminium Extrusion Scrap, Exy-Mumbai	6063 (Loose)	Ex-Yard	23 Dec   17.23 IST	205,000	0	- 2,000	- 5,000
Aluminium Utensil Scrap, Exy-Mumbai	Utensil (Loose)	DAP	23 Dec   17.23 IST	193,000	0	- 2,000	- 4,000
Aluminium Ingot ADC12, Exw-Chennai	Automobile OEM Approved	Exw-Chennai	09 Dec   17.25 IST	208,000	- 2,000	- 2,000	- 8,000
	Non-OEM	Ex-Works	18 Dec   17.11 IST	203,000	0	0	- 6,000
Aluminium Tense Scrap, Exy-Chennai	Solid (Loose)	Ex-Yard	23 Dec   17.23 IST	175,000	0	+ 1,000	- 1,000

### Aluminium (Global)

Particular/Delivery	Size/Grade	Delivery	As On	Price	Change	1M	3M
Global prices (in USD/MT)							
Aluminium Extrusion Scrap, CFR Nhava Sheva, Middle East	6063 (Briquetted)	-	17 Dec   17.10 IST	\$2,480	0	- 20	+ 100
Aluminium Taint Tabor Scrap, CFR Nhava Sheva, Middle East	Briquetted, Clean	-	17 Dec   17.10 IST	\$2,180	+ 30	- 50	0
Aluminium Taint Tabor, CFR Nahva Sheva, UK	Cut and sheared 9-10% attachment	-	17 Dec   17.10 IST	\$1,830	- 5	- 20	0
Aluminium Taint Tabor, CFR Nahva Sheva, US	HRB, Attachment 3%	-	17 Dec   17.10 IST	\$2,040	0	+ 20	+ 50
Aluminium Talk Scrap, CFR Nhava Sheva, Middle East	Solid (Clean)	-	17 Dec   17.10 IST	\$4,560	- 90	NA	- 190
Aluminium Talk, CFR Nahva Sheva, US	Solid (Clean)	-	17 Dec   17.10 IST	\$4,760	- 110	- 120	- 320
Aluminium Tense Scrap, CFR Nhava Sheva, Middle East	Attachments 8-9%, Mix	-	17 Dec   17.10 IST	\$1,800	0	0	- 30
Aluminium Tense, CFR Nahva Sheva, US	Attachments 6-7%	-	17 Dec   17.10 IST	\$1,850	0	- 10	- 80
Aluminium Wheel Scrap, CFR Nahva Sheva, UK	Solid (Loose)	-	17 Dec   17.10 IST	\$2,400	- 30	- 20	- 20
Aluminium Zorba 95-5, CFR Nhava Sheva, UK	20 mm, Solid (Shredded)	-	17 Dec   17.10 IST	\$2,110	0	0	+ 20
Silicon Metal, CFR Mundra, China	Grade 553 Si- 98.5%	-	17 Dec   17.10 IST	\$1,680	0	- 50	+ 10

### Copper (India)

Particular/Delivery	Size/Grade	Delivery	As On	Price	Change	1M	3M
Indian prices (in INR/MT)							


<b>Copper Secondary CC Wire Rods, Exw-Delhi</b>	8 mm, Cu 99% min	Ex-works	23 Dec   17.19 IST	790,000	+ 6,000	- 4,400	- 39,000
<b>Copper Primary CC Wire Rods, Exw-Delhi</b>	8 mm, Cu 99.99%	Ex-works	23 Dec   17.19 IST	805,000	+ 5,000	- 4,200	- 72,500
<b>Copper Armature Scrap, Exy-Delhi</b>	Cu 99%	Ex-Yard	23 Dec   17.19 IST	740,000	+ 6,000	- 4,600	- 33,500
<b>Copper Primary CC Wire Rods (CCR), Exy-Mumbai</b>	8 mm, Cu 99.99%	Ex-Yard	23 Dec   17.19 IST	812,000	+ 2,000	+ 1,200	- 74,250
<b>Copper Armature Scrap, Exy-Mumbai</b>	Cu - 98%	DAP	23 Dec   17.19 IST	769,000	+ 2,000	- 6,600	- 33,000
<b>Brass Honey Scrap, Exy-Mumbai</b>	Cu 63% Zn 33%	DAP	23 Dec   17.19 IST	502,000	+ 2,000	+ 200	- 26,750

## Zinc (India)

Particular/Delivery	Size/Grade	Delivery	As On	Price	Change	1M	3M
Indian prices (in INR/MT)							
<b>Zinc Special High Grade Ingot, Exw-Delhi</b>	Ingot, Zn 99.99%	Ex-works	23 Dec   17.05 IST	289,000	+ 1,000	- 2,000	- 1,375
<b>Zinc Special High Grade Ingot, Exy-Mumbai</b>	Ingot, Zn 99.995%	Ex-Yard	23 Dec   17.05 IST	284,000	0	- 5,200	- 4,000

## Lead (India)

Particular/Delivery	Size/Grade	Delivery	As On	Price	Change	1M	3M
Indian prices (in INR/MT)							
<b>Lead Remelted Ingot, Exw-Delhi</b>	Ingot, Pb 99%	Ex-works	23 Dec   17.10 IST	175,000	- 1,000	- 2,000	- 6,750
<b>Lead Primary Ingot, Exw-Delhi</b>	Ingot, Pb 99.99%	Ex-works	23 Dec   17.10 IST	192,000	- 1,000	- 1,400	- 7,250
<b>Lead Primary Ingot, Exy-Mumbai</b>	Ingot, Pb 99.99%	Ex-Yard	23 Dec   17.10 IST	182,000	- 3,000	- 200	- 9,500



**Non-ferrous updates: 23-12-2024**

Commodity	LME 3M (\$/t)	%Change	LME Stocks (t)	%Change	MCX (INR/t)	%Change	SHFE (RMB/t)	%Change
Aluminium	2,534	+1.08%	6,62,150	-0.43%	2,41,000	+0.68%	19,915	+0.40%
Nickel	15,356	+1.61%	1,61,436	+0.1%	13,25,000	-0.81%	1,22,380	-1.00%
Copper	8,941	+0.65%	2,72,325	0.00	8,01,000	+0.43%	73,730	-0.34%
Zinc	2,971	+0.13%	2,54,125	-1.32%	2,81,000	+0.75%	25,180	-0.02%
Lead	1,980	+0.46%	2,52,475	-1.09%	1,76,000	+0.31%	17,310	-0.40%

% Change d-o-d basis | Source: LME, MCX, SHFE

**Base metals prices on LME show positive trends, stocks witness mixed movements**

2024-12-23

[READ MORE](#)

### India: BigMint's billet index edges up by INR 50/t d-o-d - 23 Dec

23 Dec 2024

- *Sellers raise offers amid improved buying activity*
- *Rebar prices hold steady d-o-d, wire rod tags drop*

BigMint's billet index inched up by INR 50/tonne (t) d-o-d to INR 39,300/t exw-Raipur on 23 December 2024.

The index improved slightly today, as higher offers were floated, supported by a lift in buying activity. This resulted in moderate transaction volumes.

Transactions of about 1,500 t were recorded today.

In the finished steel segment, rebar prices remained stable d-o-d, with deals of 600 t recorded. Wire rod prices dropped by INR 100/t d-o-d.

Sponge iron prices witnessed an uptick of INR 150/t d-o-d.

The conversion spread from sponge iron (PDRI) to billets for standalone furnaces in the region was recorded at INR 14,500/t.

#### Rationale

This index has been derived based on transactions, offers, bids, and indicative price data sets. Transactions are considered as T1 and given a weightage of 50%, whereas other data sets are considered as T2 and given a weightage of the balance 50%.

- **Transactions (T1)** - One trades at INR 39,200/t were recorded during the 2:30 pm to 5:30 pm BigMint trading window and considered for final price calculation as T1 inputs. The average of these transactions was INR 39,200/t, which was given a 50% weightage in the final price calculation.

- **Other price indicators** -

**bids/offers/indicative (T2)** - Eight offers reported in the trading window and considered as T2 inputs. The average price of these eight was INR 39,250/t and given a 50% weightage in the final price calculation.

The final price of billets exw-Raipur stood at INR 39,224/t, which was rounded off to INR 39,200/t exw.

[Click here for detailed methodology](#)

From BigMint Team - While it would be our earnest endeavour, at BigMint, to bring about transparent and unbiased price index reporting, we would request all our readers and subscribers for their feedback and if they could participate in the reporting of more transactions.

**For detailed methodology - [click here](#)**

#### India Domestic Raipur Billet Trade Updates - 23 Dec'24



Participant	Industry Type	Trade Type	*Price (INR/t)	Delivery	Time of Deal/Call	Data Set	Outlier
P1	Seller	Offer	39,350	EXW	12:05	T2	No
P2	Seller	Offer	39,400	EXW	12:43	T2	No
P3	Seller	Offer	39,250	EXW	15:17	T2	Yes
P4	Seller	Offer	39,250	EXW	15:51	T2	Yes
P5	Seller	Offer	39,250	EXW	15:53	T2	Yes
P6	Seller	Offer	39,400	EXW	15:55	T2	Yes
P7	Seller	Indicative	39,400	EXW	16:14	T2	Yes
P8	Seller	Offer	39,350	EXW	16:18	T2	No
P9	Seller	Offer	39,400	EXW	16:41	T2	Yes
P10	Seller	Offer	39,400	EXW	16:46	T2	Yes
P11	Seller	Trade	39,200	EXW	16:48	T1	No

T1 - Trade, T2 - Offer/Bid/Indicative, \*Normalised price as per methodology

## India Domestic Billet Price Index EXW Raipur

- Credible & Transparent Prices
- Robust Methodology & Rationale
- IOSCO Compliance
- Independent View of the Market
- Enabling Informed Conversations & Negotiations

## Global Prices

### Global Prices - Region Wise

Commodity	Particular	Grade/Size	Price	Change	W-O-W	1M	3M
<b>China</b>							
<i>Export</i>							
Billet	FOB China	125*125, BF Grade	NA	NA	NA	NA	NA
TMT (Re-Bar)	FOB China	Commerical	NA	NA	NA	NA	NA
Wire Rod	FOB China	5.5mm	NA	NA	NA	NA	NA
HRC	FOB China	2.5mm	\$490	-5	-5	+5	+22.5
CRC	FOB China	0.90 mm	\$560	0	0	0	+35
<i>Import</i>							
Iron Ore	CNF China	Lumps Fe 64/63%, South Africa	\$101	-1	-4	-3	-1
Iron Ore	CNF China	Fines Fe 62%, Australia	\$102	+1	-4	-1	-6
Pellets	CNF China	6-20mm, BF Grade	\$128	-1	-1	+4	+12
Coking Coal	CNF China	Premium HCC, Australia	NA	NA	NA	NA	NA
Mill Scale	CNF China	70/68%	NA	NA	NA	NA	NA
FeCr	CNF China	HC 60%	¢87/lb	0	0	-3	-7
Mn Ore	CNF China	Mn 46% Lumps, Australia	NA	NA	NA	NA	NA
Mn Ore	CNF China	Mn 38%, South Africa	NA	NA	NA	NA	NA
<b>CIS Nations</b>							
<i>Export</i>							
Billet	FOB Black Sea	125*125, BF Grade	\$445	+5	+5	-22	-15
Slabs	FOB Black Sea	Commercial	NA	NA	NA	NA	NA
Pig Iron	FOB Black Sea	Steel Grade	\$320	+2	+2	-15	-32
TMT (Re-Bar)	FOB Black Sea	Commercial	NA	NA	NA	NA	NA
HRC	FOB Black Sea	2.5mm	\$485	-5	-5	-20	+15
CRC	FOB Black Sea	0.90mm	\$615	0	0	+5	+45
<b>Japan/Korea</b>							
<i>Export</i>							
HRC	FOB Korea	2.5mm	\$505	0	0	NA	+5
<i>Import</i>							
FeCr	CNF Japan	HC 60%	¢94/lb	0	0	-2	-5


Note:- W-O-W: Week On Week, 1M: Change over last month, 3M: Change over last 3 months, All prices are weekly assessment, Iron Ore are daily assessment

Commodity	Particular	Grade/Size	Price	Change	W-O-W	1M	3M
<b>India</b>							
<i>Export</i>							
Iron Ore	FOB India	Fines, Fe 58/57%	\$63.5	-1.5	-2.5	+1.5	-3.5
Billet	FOB India	150*150mm	\$460	-10	NA	NA	-5
Pig Iron	FOB India	Steel Grade	NA	NA	NA	NA	NA
HRC	FOB India	2.5mm	\$535	0	NA	NA	NA
CRC	FOB India	0.9mm	\$630	0	0	-5	-5
SiMn	FOB India	60/14%	\$806	+12	+17.8	+18.5	-23
FeMn	FOB India	HC 75%	\$920	+10	+17.8	+36.2	-3.5
FeSi	FOB Bhutan	70-75%	\$1,260	0	0	-70	+10
<i>Import</i>							
Iron Ore	CNF India	Lumps Fe 64%, South Africa	NA	NA	NA	NA	NA
Scrap	CNF India	HMS 1&2 ,Middle East	NA	NA	NA	NA	NA
Scrap	CNF India	Shredded, Europe	\$390	0	+2.2	+5.8	-10
Coking Coal	CNF India	Premium HCC, Australia	\$204	-4	-13.6	-13.8	-16.5
Non-Coking Coal	CNF India	RB2 5500 NAR, South Africa	NA	NA	NA	NA	NA
Met Coke	CNF India	62%, China	NA	NA	NA	NA	NA
Pellets	CNF India	6-20mm, BF Grade	NA	NA	NA	NA	NA
Wire Rod	CNF India	5.5mm, China	NA	NA	NA	NA	NA
HRC	CNF India	2.5mm, China	\$520	-5	-5	+5	+22.5
HRC	CNF India	2.5mm, Korea	\$540	0	0	NA	+10
CRC	CNF India	0.90mm, China	\$580	0	0	0	+35
HR Plate	CNF India	A 36	NA	NA	NA	NA	NA
Mn Ore	CNF India	Mn 38%, South Africa	NA	NA	NA	NA	NA
<b>Europe &amp; US</b>							
<i>Export</i>							
Pig Iron	FOB Brazil	Steel Grade	\$422	-10	-10	-10	-15
<i>Import</i>							
Scrap	CFR Turkey	HMS (80:20), US	\$350	-1	-1.4	+8.2	-25.25
HRC	CIF Europe	2.5mm	NA	NA	NA	NA	NA
<b>Middle East &amp; Africa</b>							
<i>Export</i>							
Iron Ore	FoB South Africa	Lumps, Fe 64/63%	NA	NA	NA	NA	NA
Non Coking Coal	FoB South Africa	RB2 5500 NAR	NA	NA	NA	NA	NA
<i>Import</i>							
Billet	CNF Dubai	125*125, China	NA	NA	NA	NA	NA
HRC	CNF Dubai	2.5mm, China	\$520	0	0	-5	+17.5

Note:- W-O-W: Week On Week, 1M: Change over last month, 3M: Change over last 3 months, All prices are weekly assessment, Iron Ore are daily assessment



## LIVE TENDERS

COMPANY	TYPE	GRADE	QUANTITY	EXPIRY DATE	LOCATION	VIEW
<b>Aluminium</b>						
Yantra India Limited	Buy	Aluminium Alloy Billets	97 MT	27 Dec, 2024	 Nagpur, Maharashtra, India	<a href="#">VIEW</a>
<b>Ferro Chrome</b>						
BHEL	Buy	Low Carbon Ferro Chrome	400 MT	24 Dec, 2024	 Haridwar, Uttarakhand, India	<a href="#">VIEW</a>
<b>Fines/Lumps</b>						
KIOCL	Buy	Iron Ore Fines	1,000,000 MT	27 Dec, 2024	 Bangalore, Karnataka, India	<a href="#">VIEW</a>
Karnataka State Minerals Corporation Limited	Sell	Iron Ore Fines Fe:52.72%	62,000 MT	27 Dec, 2024	 Bellary, Karnataka, India	<a href="#">VIEW</a>
OMDC	Sell	Iron Ore Fines & Lumps	18,997 MT	24 Dec, 2024	 Keonjhar, Odisha, India	<a href="#">VIEW</a>
<b>Manganese Ore</b>						
Director of Mines & Geology	Services	Limestone & Manganese Ore 5 Blocks	5 Nos	01 Jan, 2025	 Bhopal, Madhya Pradesh, India	<a href="#">VIEW</a>
<b>Melting Scrap</b>						
NTPC	Sell	Melting Scrap	425 MT	24 Dec, 2024	 Chennai, Tamil Nadu, India	<a href="#">VIEW</a>
JBMAutoLimited	Sell	Melting Scrap-CR HR Punching	600 MT	28 Dec, 2024	 Pune, Maharashtra, India	<a href="#">VIEW</a>
MungiEngineering	Sell	Melting Scrap-CR HR Punching	700 MT	24 Dec, 2024	 Pune, Maharashtra, India	<a href="#">VIEW</a>
Track Components	Sell	Melting Scrap-CR HR Punching	875 MT	26 Dec, 2024	 Pune, Maharashtra, India	<a href="#">VIEW</a>
Mahindra & Mahindra	Sell	Melting Scrap	1,883 MT	24 Dec, 2024	 Pune, Maharashtra, India	<a href="#">VIEW</a>
Vedanta Limited	Sell	Melting Scrap	3,000 MT	24 Dec, 2024	 Jharsugda, Odisha, India	<a href="#">VIEW</a>
<b>Met Coke</b>						
SAIL	Buy	Metallurgical Coke	16,000 MT	31 Dec, 2024	 Chandrapur, Maharashtra, India	<a href="#">VIEW</a>
<b>Non Coking</b>						
NMDC	Sell	Anthracite Coal	20,000 MT	07 Jan, 2025	 Bellary, Karnataka, India	<a href="#">VIEW</a>
NTPC	Buy	Non Coking Coal	500,000 MT	27 Dec, 2024	 Raebareli, Uttar Pradesh, India	<a href="#">VIEW</a>
NTPC	Buy	Non Coking Coal	500,000 MT	27 Dec, 2024	 Gautam Buddh Nagar, Uttar Pradesh, India	<a href="#">VIEW</a>
NTPC	Buy	Non Coking Coal	500,000 MT	27 Dec, 2024	 Muzaffarpur, Bihar, India	<a href="#">VIEW</a>
NLC	Sell	Non Coking Coal	500,000 MT	24 Dec, 2024	 Sambalpur, Odisha, India	<a href="#">VIEW</a>
ECL	Sell	Non Coking Coal	77,500 MT	24 Dec, 2024	 Burdwan, West Bengal, India	<a href="#">VIEW</a>
APMDC	Sell	Non Coking Coal G7	150,000 MT	02 Jan, 2025	 Vijayawada, Andhra Pradesh, India	<a href="#">VIEW</a>
APMDC	Sell	Non Coking Coal G7	100,000 MT	09 Jan, 2025	 Vijayawada, Andhra Pradesh, India	<a href="#">VIEW</a>
<b>Pig Iron</b>						
NMDC	Sell	Pig Iron	20,000 MT	24 Dec, 2024	 Jagdalpur, Chattisgarh, India	<a href="#">VIEW</a>
SAIL	Sell	Pig Iron	600 MT	24 Dec, 2024	 Burnpur, West Bengal, India	<a href="#">VIEW</a>
SAIL	Sell	Pig Iron	5,000 MT	27 Dec, 2024	 Durgapur, West Bengal, India	<a href="#">VIEW</a>
SAIL	Sell	Pig Iron	14,000 MT	26 Dec, 2024	 Bokaro, Jharkhand, India	<a href="#">VIEW</a>
<b>Zinc</b>						
Yantra India Limited	Buy	Zinc Ingot	43 MT	26 Dec, 2024	 Thane, Maharashtra, India	<a href="#">VIEW</a>

[View All](#)



Formerly SteelMint / CoalMint

**Contact:**

info@bigmint.co

+91 97700 56666

**Disclaimer:** BigMint has taken due care and caution in compilation of content. Information is just for reference not intended for trading purpose or to address your particular requirement. The content includes facts, views and opinions are of individuals and not that of the BigMint management. We and our content licensors do not guarantee or warrant the accuracy, completeness or timeliness of, or otherwise endorse these views, and opinions. BigMint and its affiliates, or their employees, directors or agents shall not be liable or responsible for any loss or costs or any action whatsoever arising out of use or relying on the spot prices disseminated.