



**BIGMINT**

Formerly SteelMint / CoalMint

Issue 1290,

# Daily Steel Report

## HIGHLIGHTS

24 Sep 2024, Tue

[Intel & Insights](#)

---

[Snap Shot - Global Prices \(USD/MT\)](#)

---

[Snap Shot - Indian Domestic Prices \(INR/MT\)](#)

---

[Iron Ore](#)

---

[Coal](#)

---

[Scrap & Metallics](#)

---

[Steel](#)

---

[Ferro Alloy](#)

---

[Non Ferrous](#)

---

[India Domestic Billet Index](#)

---

[Global Prices - Region Wise](#)

---

[Live Tenders](#)

---

## INDIA

### Iron Ore

India: Vedanta-ESL's iron ore lumps auction fetches higher bids [READ MORE >](#)

India: Buyers book 8,000 t of iron ore lumps in Vedanta's auction from Karnataka [READ MORE >](#)

BigMint's daily trade sheet - 21 Sep'24 [READ MORE >](#)

India: U Krishna Prasad to auction over 50,000 t of iron ore from Karnataka [READ MORE >](#)

### Coal

India's coking coal port stocks increase slightly in week 38, 2024 [READ MORE >](#)

India: Imported pet coke prices hold firm w-o-w on low buying interest [READ MORE >](#)

### Scrap & Metallics

South Asia: Imported ferrous scrap offers remain largely stable on limited buying interest [READ MORE >](#)

India: Sponge iron prices rise d-o-d on active bookings - 23 Sep [READ MORE >](#)

India: BigMint's scrap index rises by INR 200/t amid improved steel prices-23 Sep [READ MORE >](#)

### Steel

India: BigMint's billet index climbs INR 500/t d-o-d amid improved buying - 23 Sep [READ MORE >](#)

Indian DRI, billet, and rebar update - 23 Sep [READ MORE >](#)

India's brand-wise rebar offers from BF and IF route mills - 23 Sep [READ MORE >](#)

India: Rebar manufacturers in Jalna revise gauge parity [READ MORE >](#)

India: KEC International wins new orders of INR 1,003 crore [READ MORE >](#)

India steel index at near-four-year lows; short term still looks bearish [READ MORE >](#)

### Ferro Alloy

India: OMC to auction 4,650 t of ferro chrome on 24 Sep'24 [READ MORE >](#)

### Non Ferrous

India's aluminium ingot imports remain largely stable m-o-m in Aug'24 on weak market conditions, scrap falls [READ MORE >](#)

Indian copper prices remain range-bound d-o-d [READ MORE >](#)

India: Hindustan Zinc raises lead prices by INR 3,400/t (\$41/t), cuts zinc prices [READ MORE >](#)

Base metals prices on LME show varied trends; stocks witness mixed movements [READ MORE >](#)

India: Hindalco reduces aluminium P1020 ingot prices by INR 3,750/t (\$45/t) [READ MORE >](#)

### Ship Breaking

India: Melting scrap prices remain stable d-o-d in Alang [READ MORE >](#)

## CHINA

China: Met coke players eye 2nd round of price hike [READ MORE >](#)

China's coking coal ticks up as sentiment warms [READ MORE >](#)

China: Steel billet prices fall sharply by RMB 70/t (\$10/t) [READ MORE >](#)

China: BF mills' capacity use rises for 3rd week [READ MORE >](#)

China: Shagang Steel hikes rebar prices by \$14/t for late-Sep'24 [READ MORE >](#)

China: Stainless steel output hits over 2-year high in Aug'24; exports surge 19% m-o-m [READ MORE >](#)

## SOUTH EAST ASIA

Vietnam: H2 scrap import offers from Japan hit four-year low amid weak demand [READ MORE >](#)

Thailand receives request to initiate AD investigation into cold-rolled stainless steel from Vietnam [READ MORE >](#)

## FAR EAST ASIA

South Korea: Steel giants POSCO, Hyundai Steel schedule Q4 maintenance [READ MORE >](#)

## MEA (MIDDLE EAST AFRICA)

Iran: Domestic billet, rebar prices drop amid demand-supply disparity [READ MORE >](#)

Iran: Steel mill concludes 80,000 t billet export deal [READ MORE >](#)

UAE: Emirates Steel rolls over rebar offers for Oct'24 deliveries [READ MORE >](#)

# China: Stainless steel output hits over 2-year high in Aug'24; exports surge 19% m-o-m

Sep 23, 2024 18:41

China, the world's largest stainless steel producer and consumer, experienced a slight increase in production in August at 3.36 million tonnes (mnt). This represents a 3% y-o-y rise from 3.25 mnt in August 2023, It was also the

highest level reached since 2022, the time from which BigMint has been tracking this data. Meanwhile, China's stainless steel output increased by 7% y-o-y from January to August 2024, reaching 25 mnt, up from 23.3 mnt duri

*Continued*

## SNAP SHOT - GLOBAL PRICES (USD/MT)

| Commodity                            | Particular          | Size,Grade   | As on              | Price        | Change | 1M    | 3M     |
|--------------------------------------|---------------------|--|--------------------|--------------|--------|-------|--------|
| Iron Ore Fines <sup>1</sup>          | China Imports       | Fines, Fe 62%                                      | 23 Sep   09.56 IST | \$91         | -2     | -5    | -16    |
| Iron Ore <sup>1</sup>                | Indian Imports      | Lumps, Fe 64%                                      | 19 Sep   17.31 IST | \$100        | +2     | -5.5  | -17    |
| Pellets ( Brazil ) <sup>2</sup>      | China Imports       | 6-20 mm, Fe 65%                                    | 18 Sep   18.57 IST | \$113        | +1     | -3    | -9     |
| Pellets ( India ) <sup>2</sup>       | China Imports       | 6-20 mm, Fe 63%                                    | 20 Sep   19.22 IST | \$96         | 0      | -6.75 | -15    |
| Coking <sup>2</sup>                  | Australia Exports   | Premium HCC  | 23 Sep   10.12 IST | \$188        | +8     | -9.25 | -61.8  |
| Non Coking <sup>2</sup>              | India Imports       | RB2 , S.Africa                                     | 23 Sep   13.31 IST | \$103        | 0      | -7    | -7     |
| Graphite Electrode <sup>2</sup>      | China Exports       | 600mm, UHP   | 23 Sep   12.07 IST | 15,050 RMB/t | -100   | -200  | -1,100 |
| Scrap <sup>2</sup>                   | India Imports       | Shredded   | 23 Sep   18.41 IST | \$389        | 0      | -1.4  | -24.2  |
| Scrap <sup>2</sup>                   | Turkey Imports      | HMS 80:20  | 23 Sep   18.41 IST | \$365        | -1     | +2.4  | -25    |
| Scrap <sup>2</sup>                   | Pakistan Imports    | Shredded   | 23 Sep   18.41 IST | \$393        | 0      | -6    | -32.4  |
| Scrap <sup>2</sup>                   | Bangladesh Imports  | Shredded   | 23 Sep   18.41 IST | \$400        | 0      | -1.6  | -24    |
| Scrap ( Ship Breaking ) <sup>2</sup> | India Imports       | Containers   | 17 Sep   12.04 IST | \$500        | -10    | -20   | -60    |
| Billet <sup>2</sup>                  | India Exports       | 150*150, 3SP/4SP                                   | 20 Sep   18.22 IST | \$470        | 0      | -20   | NA     |
| Billet <sup>2</sup>                  | Russia Exports      | 130*130, 3SP                                       | 20 Sep   18.22 IST | \$460        | 0      | -10   | -38    |
| Billet <sup>2</sup>                  | Iran Exports        | 130*130, 3SP                                       | 20 Sep   18.22 IST | \$454        | -11    | -11   | -24    |
| Billet <sup>2</sup>                  | Philippines Import  | 150*150, 3SP                                       | 20 Sep   18.20 IST | \$460        | 0      | -4    | -48    |
| Sponge Iron <sup>2</sup>             | India Exports       | -  | -                  | -            | -      | -     | -      |
| Pig Iron <sup>2</sup>                | Russia Exports      | Steel Grade  | 21 Sep   14.46 IST | \$352        | -18    | -38   | -68    |
| HRC <sup>2</sup>                     | China Exports       | 3-12mm, SS400                                      | 17 Sep   18.43 IST | \$460        | +10    | +5    | -55    |
| Wire Rod <sup>2</sup>                | Nepal Import        | 5.5-6.0mm, Commercial Grade                        | 21 Sep   13.09 IST | \$525        | +10    | -5    | -20    |
| HRC <sup>2</sup>                     | India Exports       | 2.5 mm, SAE1006                                    | 23 Apr   18.30 IST | \$560        | 0      | -15   | -40    |
| HRC <sup>2</sup>                     | South Korea Exports | 1.6-2.5mm, SAE 1006                                | 17 Sep   18.43 IST | \$500        | -20    | NA    | NA     |
| HRC ( China ) <sup>2</sup>           | Vietnam Imports     | 2-3mm, SAE 1006                                    | 17 Sep   18.45 IST | \$475        | +5     | -25   | -68    |
| HRC ( China ) <sup>2</sup>           | Dubai Imports       | 2-3mm, SAE 1006                                    | 17 Sep   18.45 IST | \$475        | +5     | -25   | -68    |
| CRC <sup>2</sup>                     | India Exports       | 0.9 mm, IS 513 Gr.O                                | 18 Sep   18.50 IST | \$640        | -5     | -25   | -45    |
| CRC <sup>2</sup>                     | China Exports       | 0.90mm, SPCC                                       | 18 Sep   18.50 IST | \$520        | 0      | 0     | -60    |
| HR Plate <sup>2</sup>                | China Exports       | 5-10mm, SS 400                                     | 18 Sep   18.57 IST | \$470        | 0      | -10   | -65    |
| GP <sup>2</sup>                      | China Exports       | DX51D+z80, Width 1,000-1,500 mm, thickness 0.5-2mm | 19 Sep   17.40 IST | \$585        | +5     | +15   | -50    |
| Silico Manganese <sup>2</sup>        | India Exports       | 25-150 mm, HC 65-16                                | 23 Sep   18.47 IST | \$906        | 0      | -40   | -203.4 |
| Ferro Chrome <sup>2</sup>            | China Import        | 10-150mm, HC 60%                                   | 18 Sep   10.17 IST | ¢95 /lb      | +0.75  | -0.5  | -5.25  |
| Manganese Ore <sup>2</sup>           | India Imports       | Lumps, Mn 37%,                                     | 21 Sep   11.41 IST | \$3.9 /dmtu  | 0      | -0.1  | -1.9   |
| Ferro Manganese <sup>2</sup>         | India Exports       | 25-150 mm, HC 75%                                  | 23 Sep   18.55 IST | \$930        | 0      | -30.2 | -206   |
| Ferro Silicon <sup>2</sup>           | Bhutan Exports      | 10-50 mm, FeSi 70%                                 | 23 Sep   18.38 IST | \$1,250      | +110   | +95   | -30    |

1-Daily Assessment, 2-Weekly Assessment, 3-Monthly Assessment, W-O-W:Week On Week, 1M: Change over last month, 3M: Change over last 3 months

# India: Sponge iron prices rise d-o-d on active bookings - 23 Sep

Sep 23, 2024 18:56

Sponge iron prices in India rose by INR 100-550/tonne (t) across various markets today. The price increase is primarily due to limited material availability, leading to a supply-demand imbalance and boosting market sentiment. PDRI market prices

closed within the range of INR 25,100-26,200/t, while CDRI prices ranged from INR 26,750-30,500/t. Spot purchases were observed across regions, driven by a spike in offers, with material bookings recorded within this price range. As a result,

*Continued*

## SNAP SHOT - INDIAN DOMESTIC PRICES (INR/MT)

| Commodity                                 | Particular               | Size,Grade                                     | As on              | Price   | Change  | 1M      | 3M       |
|---|--------------------------|--|--------------------|---------|---------|---------|----------|
| Fines/lumps <sup>2</sup>                  | Iron Ore Index           | 5-18 mm, Fe 63%, DR Grade                      | 21 Sep   14.13 IST | 5,700   | + 50    | - 50    | - 900    |
| Fines/lumps <sup>2</sup>                  | Iron Ore Index           | 0-10 mm, Fe 63%                                | 21 Sep   14.13 IST | 4,700   | + 300   | + 200   | - 300    |
| Iron Ore <sup>3</sup>                     | NMDC                     | 6-40 mm, Fe 65.5%                              | 07 Aug   11.13 IST | 5,350   | NA      | NA      | - 1,100  |
| Iron Ore <sup>3</sup>                     | NMDC                     | 0 -10 mm, Fe 64%                               | 07 Aug   11.05 IST | 4,610   | NA      | NA      | - 1,000  |
| Pellets <sup>2</sup>                      | Raipur                   | 6-20 mm, Fe 63%,                               | 20 Sep   18.27 IST | 8,600   | 0       | - 500   | - 1,175  |
| Pellets <sup>2</sup>                      | Bellary                  | 6-20 mm, Fe 63%                                | 20 Sep   18.27 IST | 9,350   | 0       | - 150   | - 750    |
| Met Coke <sup>2</sup>                     | Ex-India (East)          | 25-90 mm, Blast Furnace-grade                  | 18 Sep   17.24 IST | 33,500  | 0       | - 1,300 | - 2,000  |
| Graphite Electrode <sup>3</sup>           | Ex-India                 | 600mm, UHP                                     | 17 Sep   11.31 IST | 335,000 | NA      | NA      | + 10,000 |
| Mill Scale <sup>2</sup>                   | FoR-Kandla               | Fines, Fe 70/68%                               | 21 Sep   14.12 IST | 6,450   | 0       | - 200   | - 225    |
| Hms <sup>1</sup>                          | Ex-Mumbai                | HMS  | 23 Sep   17.42 IST | 32,500  | 0       | 0       | - 1,200  |
| Hms <sup>1</sup>                          | Ex-Alang                 | HMS  | 23 Sep   17.42 IST | 33,700  | 0       | - 200   | - 2,800  |
| Pig Iron <sup>1</sup>                     | Ex-Durgapur              | Steel Grade                                    | 23 Sep   17.54 IST | 36,400  | + 100   | - 100   | - 1,100  |
| Pig Iron <sup>1</sup>                     | Ex-Ludhiana, Foundary    | Foundry Grade                                  | 23 Sep   13.26 IST | 42,300  | + 300   | - 1,200 | - 1,700  |
| Sponge Pellet <sup>1</sup>                | Ex-Raipur                | Lumps, FeM 80%, +/-1                           | 23 Sep   17.41 IST | 26,200  | + 400   | + 1,450 | + 450    |
| Billet <sup>1</sup>                       | Ex-Mumbai                | 100x100mm, IS 2831                             | 23 Sep   18.14 IST | 41,100  | + 700   | + 400   | - 1,600  |
| Billet <sup>1</sup>                       | Ex-Raipur                | 100x100mm, IS 2831                             | 23 Sep   18.14 IST | 39,100  | + 500   | + 650   | - 1,150  |
| TMT (Re-Bar) Secondary mills <sup>1</sup> | Ex-Mumbai                | 12-25mm, IF Route, Fe 500, IS 1786             | 23 Sep   17.50 IST | 45,700  | + 500   | - 100   | - 2,900  |
| TMT (Re-Bar) Secondary mills <sup>1</sup> | Ex-Delhi/NCR             | 12-25mm, IF Route, Fe 500, IS 1786             | 23 Sep   17.50 IST | 45,100  | + 300   | - 300   | - 2,700  |
| TMT (Re-Bar) <sup>2</sup>                 | Ex-Mumbai                | 12-32mm, BF Route , IS 1786 Fe 500D            | 20 Sep   17.34 IST | 50,000  | - 600   | + 400   | - 6,300  |
| Structure <sup>1</sup>                    | Ex-Mumbai                | 40x40 Angle, IF Route, IS 2062/2011 E-250 Gr A | 23 Sep   17.06 IST | 48,200  | + 600   | + 100   | - 2,200  |
| Wire Rod <sup>1</sup>                     | Ex-Raipur                | 5.5 mm, SWRY 14 LC Gr 3, Induction route       | 23 Sep   17.36 IST | 43,300  | + 400   | + 1,000 | - 1,900  |
| HRC <sup>2</sup>                          | Ex-Delhi                 | 2.5-8mm / CTL, IS2062, Gr E250 Br.             | 20 Sep   18.01 IST | 47,000  | - 100   | - 3,400 | - 7,400  |
| HRC <sup>2</sup>                          | Ex-Mumbai                | 2.5-8mm / CTL, IS2062, Gr E250 Br.             | 20 Sep   18.01 IST | 47,100  | - 900   | - 3,200 | - 6,550  |
| CRC <sup>2</sup>                          | Ex-Delhi                 | 0.90mm / CTL, IS 513, CR1                      | 20 Sep   18.11 IST | 56,000  | - 300   | - 2,000 | - 5,200  |
| CRC <sup>2</sup>                          | Ex-Mumbai                | 0.90mm / CTL, IS 513, CR1                      | 20 Sep   18.11 IST | 55,900  | 0       | - 1,500 | - 4,000  |
| HR Plate <sup>2</sup>                     | Ex-Mumbai                | 5-10mm, Gr E250 Br.                            | 11 Sep   18.09 IST | 50,500  | 0       | - 500   | - 4,500  |
| GP <sup>2</sup>                           | Ex-Mumbai                | 0.8mm / CTL, 120 GSM, IS277                    | 19 Sep   18.07 IST | 58,300  | - 1,000 | - 2,000 | - 6,200  |
| Silico Manganese <sup>2</sup>             | Ex-Raipur                | 25-150 mm, HC 60-14                            | 23 Sep   18.46 IST | 65,750  | + 250   | - 2,520 | - 8,950  |
| Ferro Manganese <sup>2</sup>              | Ex-Raipur                | 25-150 mm, HC 70%                              | 23 Sep   18.53 IST | 70,200  | + 200   | - 4,100 | - 15,040 |
| Ferro Chrome <sup>2</sup>                 | Ex-Jajpur                | 10-150mm, HC 60%, Si- 4%                       | 20 Sep   10.30 IST | 107,100 | 0       | + 2,200 | - 4,450  |
| Manganese Ore <sup>2</sup>                | Ex Balaghat, MOIL        | Lumps, Mn 37%, Fe 7.5%                         | 02 Sep   12.42 IST | 12,874  | - 2,272 | NA      | NA       |
| Chrome Ore <sup>2</sup>                   | Ex-Odisha OMC, E-auction | Lumps, Friable 48-50%                          | 20 Sep   14.29 IST | 26,864  | + 3,143 | + 3,143 | NA       |

\*Basic Price GST @ 18% extra

1-Daily Assessment, 2-Weekly Assessment, 3-Monthly Assessment, W-O-W: Week On Week, 1M: Change over last month, 3M: Change over last 3 months

## Iron Ore

### Iron Ore (India)

| Particular/Delivery       | Size/Grade                | Delivery       | As On              | Price | Change | 1M    | 3M      |
|---------------------------|---------------------------|----------------|--------------------|-------|--------|-------|---------|
| Indian prices (in INR/MT) |                           |                |                    |       |        |       |         |
| Odisha Iron Ore Index     | 5-18 mm, Fe 63%, DR Grade | Ex-mines       | 21 Sep   14.13 IST | 5,700 | + 50   | - 50  | - 900   |
|                           | 10-30mm, Fe 63%, BF Grade | Ex-mines       | 21 Sep   14.13 IST | 5,150 | + 100  | + 100 | - 600   |
|                           | 0-10 mm, Fe 63%           | Ex-mines       | 21 Sep   14.13 IST | 4,700 | + 300  | + 200 | - 300   |
|                           | 0-10mm, Fe 60%            | Ex-mines       | 21 Sep   14.13 IST | 3,900 | + 200  | + 150 | - 200   |
|                           | 0-5mm, Fe 57%             | Ex-mines       | 19 Sep   18.27 IST | 2,400 | 0      | 0     | - 650   |
|                           | 5-18 mm, Lumps, Fe 60%    | Ex-mines       | 21 Sep   14.13 IST | 5,000 | 0      | 0     | - 850   |
|                           | 10-30 mm, lumps, Fe 60%   | Ex-mines       | 21 Sep   14.13 IST | 4,450 | + 50   | - 50  | - 800   |
|                           | 0-10mm, Fe 62%            | Ex-mines       | 21 Sep   14.13 IST | 4,500 | + 300  | + 300 | - 250   |
| OMC Kurmitar (Koirā)      | 0-5 mm, Fe 62-60%         | Ex-Mines       | 20 Sep   11.34 IST | 3,800 | + 300  | + 300 | - 300   |
|                           | 10-40 mm, Fe 62%          | Ex-Mines       | 20 Sep   11.34 IST | 5,000 | - 150  | - 150 | - 550   |
| OMC Gandhamardan          | 0-5 mm, Fe 62-60%         | Ex-Mines       | 20 Sep   11.34 IST | 3,750 | + 300  | + 300 | - 300   |
|                           | 10-40 mm, Fe 62%          | Ex-Mines       | 20 Sep   11.34 IST | 4,650 | + 50   | + 50  | - 300   |
| OMC Daitari               | 0-5 mm, Fe 62-64%         | Ex-Mines       | 20 Sep   11.34 IST | 4,750 | + 750  | + 750 | - 1,000 |
|                           | 10-40 mm, Fe 62%          | Ex-Mines       | 20 Sep   11.34 IST | 5,360 | + 150  | + 150 | - 400   |
| OMC Guali                 | 5-18 mm, Fe 62%           | Ex-mines       | 20 Sep   11.34 IST | 5,255 | + 150  | + 150 | - 350   |
|                           | Fines -5 mm, Fe 60-62%    | Ex-mines       | 20 Sep   11.34 IST | 4,250 | + 150  | + 150 | - 300   |
| OMC Jiling                | 5-18 mm, Fe 62%           | Ex-mines       | 20 Sep   11.34 IST | 5,850 | + 150  | + 150 | - 300   |
|                           | Fines -5 mm, Fe 60-62%    | Ex-mines       | 20 Sep   11.34 IST | 4,350 | + 100  | + 100 | - 300   |
| NMDC, Chhattisgarh        | 0-10 mm, Fe 64%           | F.O.R Siding   | 07 Aug   11.05 IST | 4,610 | NA     | NA    | - 1,000 |
|                           | 10-40 mm, Fe 67%, DR CLO  | F.O.R Siding   | 07 Aug   11.05 IST | 6,420 | NA     | NA    | - 1,100 |
|                           | 10-150 mm, Fe 65.5%       | F.O.R Siding   | 07 Aug   11.05 IST | 5,320 | NA     | NA    | - 1,130 |
|                           | 6-40 mm, Fe 65.5%         | F.O.R Siding   | 07 Aug   11.13 IST | 5,350 | NA     | NA    | - 1,100 |
| Chandrapur, Maharashtra   | 0-10mm, Fe 63%            | FoR Ballarshah | 20 Sep   18.36 IST | 4,850 | 0      | - 400 | - 1,250 |
| Ex-Bellary                | 0-10 mm, Fe 62%           | Ex-Mines       | 19 Sep   17.35 IST | 4,500 | 0      | + 100 | - 900   |
|                           | 0-10 mm, Fe 57%           | Ex-Mines       | 19 Sep   17.35 IST | 2,650 | 0      | 0     | - 650   |
| Karnataka e-auction       | Lumps 10-20mm, Fe 63%     | Ex-Mines       | 31 Aug   14.18 IST | 4,400 | + 100  | + 100 | - 450   |
|                           | Fines 0-5 mm, Fe 60%      | Ex-Mines       | 31 Aug   14.18 IST | 3,400 | + 200  | + 200 | - 300   |

### Pellets (India)

|                           |                             |            |                    |       |       |       |         |
|---------------------------|-----------------------------|------------|--------------------|-------|-------|-------|---------|
| Indian prices (in INR/MT) |                             |            |                    |       |       |       |         |
| Ex-Barbil                 | 6-20 mm, Fe 63%, (+/- 0.5%) | FOR Siding | 20 Sep   18.27 IST | 6,800 | 0     | - 300 | - 900   |
| Ex-Durgapur               | 6-20 mm, Fe 63%, (+/- 0.5%) | Ex-Works   | 20 Sep   18.27 IST | 7,700 | 0     | - 150 | - 775   |
| Ex-Jamshedpur             | 6-20 mm, Fe 63%             | Ex-Works   | 20 Sep   18.27 IST | 7,500 | - 100 | NA    | - 1,000 |
| Ex-Jharsugda              | 6-20 mm, Fe 63%, (+/- 0.5%) | Ex-Works   | 20 Sep   18.27 IST | 7,600 | 0     | - 300 | - 775   |
| Ex-Raipur                 | 6-20 mm, Fe 63%, (+/- 0.5%) | Ex-Works   | 20 Sep   18.27 IST | 8,600 | 0     | - 500 | - 1,175 |
| Ex-Kandla                 | 6-20 mm, Fe 64/63%          | DAP        | 20 Sep   18.27 IST | 9,900 | 0     | - 150 | - 1,400 |
| Ex-Bellary                | 6-20 mm, Fe 63%             | Ex-Works   | 20 Sep   18.27 IST | 9,350 | 0     | - 150 | - 750   |

Weekly Assessment, GST @ 5% extra., Barbil and Kandla - Prices Loaded to Wagons

### Concentrates (India)

|                           |                    |          |                    |       |   |       |       |
|---------------------------|--------------------|----------|--------------------|-------|---|-------|-------|
| Indian prices (in INR/MT) |                    |          |                    |       |   |       |       |
| Ex-Jabalpur               | -45 micron, Fe 63% | Ex-works | 21 Sep   13.56 IST | 3,850 | 0 | - 150 | - 825 |

### Iron Ore (Global)

|                           |  |   |                    |        |     |         |        |
|---------------------------|--|---|--------------------|--------|-----|---------|--------|
| Global prices (in USD/MT) |  |   |                    |        |     |         |        |
| CNF China                 | Fines, Fe 61.5% (Australia Origin)     | - | 23 Sep   09.56 IST | \$89   | - 2 | - 5     | - 16   |
| CNF China                 | Fines, Fe 62% (Australia Origin)       | - | 23 Sep   09.56 IST | \$91   | - 2 | - 5     | - 16   |
| CNF China                 | Fines, Fe 62.5% (Brazil Origin)        | - | 23 Sep   13.25 IST | \$93   | - 1 | - 5     | - 16   |
| CNF China                 | Fines, Fines 63/62% (India origin)     | - | 23 Sep   13.26 IST | \$89   | - 1 | - 1     | - 6    |
| CNF China                 | Lumps, Fe 64/63% (South Africa Origin) | - | 23 Sep   13.25 IST | \$92   | - 1 | - 5     | - 15   |
| CNF China                 | Lumps, USD/dmtu                        | - | 23 Sep   09.56 IST | \$0.11 | 0   | - 0.045 | - 0.09 |



|                  |                                     |   |                    |       |    |       |       |
|------------------|-------------------------------------|---|--------------------|-------|----|-------|-------|
| <b>CNF China</b> | Fines, Fe 55% (India Origin)        | - | 23 Sep   17.40 IST | \$58  | -1 | -8.25 | -13   |
| <b>CNF China</b> | Fines, Fe 56% (India Origin)        | - | 23 Sep   17.40 IST | \$61  | -1 | -8.25 | -13   |
| <b>CNF China</b> | Fines, Fe 57% (India origin)        | - | 23 Sep   17.40 IST | \$64  | -1 | -8.25 | -13   |
| <b>CNF India</b> | Lumps, Fe 64% (South Africa origin) | - | 19 Sep   17.31 IST | \$100 | +2 | -10.5 | -22.5 |
| <b>FOB India</b> | Fines, Fe 57% (India origin)        | - | 23 Sep   17.42 IST | \$52  | -1 | -8    | -6    |

Prices on DMT basis (Daily Assessment) , India- Single Port Loading , FOB prices including demurrage , June to November: Moisture@ 10% , December to May: Moisture@ 8% , Or, actual moisture as per cargo certificate submitted by shipper to be adjusted

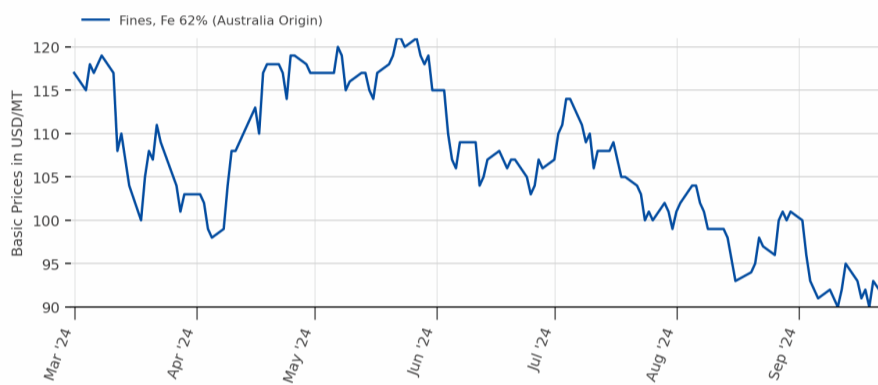
## Pellets (Global)

Global prices (in USD/MT)

|                  |                                 |   |                    |       |       |       |       |
|------------------|---------------------------------|---|--------------------|-------|-------|-------|-------|
| <b>CNF China</b> | 6-20 mm, Fe 63% (India Origin)  | - | 20 Sep   19.22 IST | \$96  | 0     | -6.75 | -15   |
|                  | 6-20 mm, Fe 65% (Brazil Origin) | - | 18 Sep   18.57 IST | \$113 | +1    | -3    | -9    |
| <b>FOB India</b> | 6-20 mm, Fe 63%                 | - | 20 Sep   19.29 IST | \$84  | +0.5  | -5.5  | -13   |
| <b>CNF China</b> | 5-20mm, Fe 63%                  | - | 19 Sep   12.24 IST | \$7.1 | -0.2  | -0.3  | +0.35 |
|                  | 6-20mm                          | - | 19 Sep   12.24 IST | \$16  | -0.25 | -1    | +0.7  |

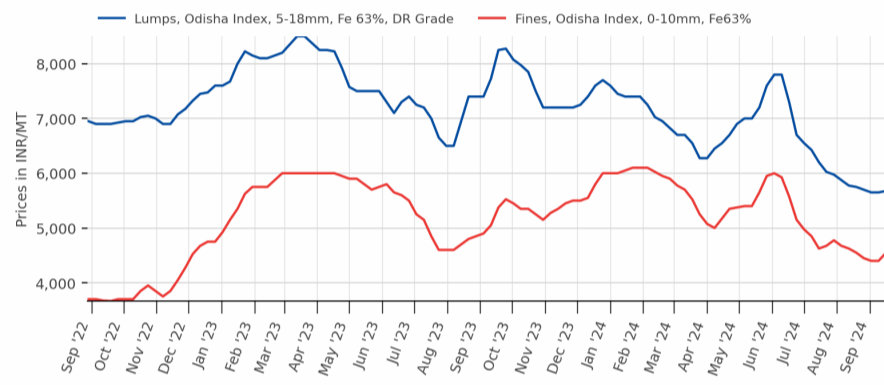
Note:- W-O-W: Week On Week, 1M: Change over last month, 3M: Change over last 3 months

Iron Ore Fines, CNF Rizhao China



Source:BigMint

Odisha Iron Ore Price Index (Lumps & Fines)



Source:BigMint



BigMint's daily trade sheet - 21 Sep'24

2024-09-23

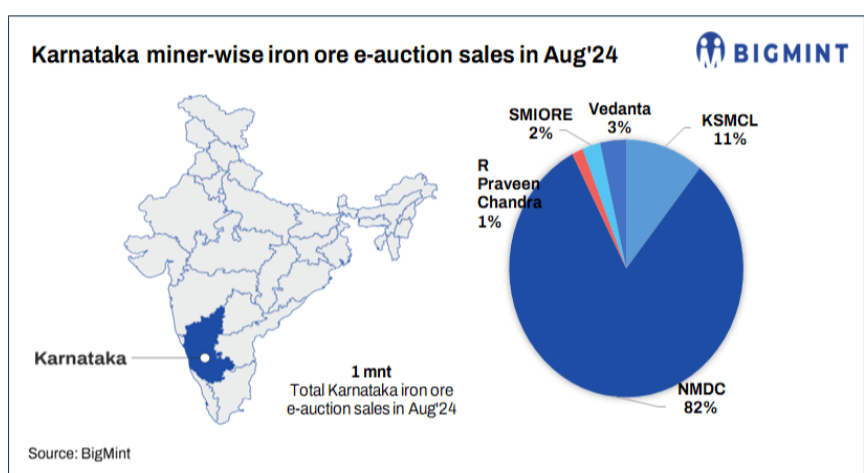
READ MORE



India: Vedanta-ESL's iron ore lumps auction fetches higher bids

2024-09-23

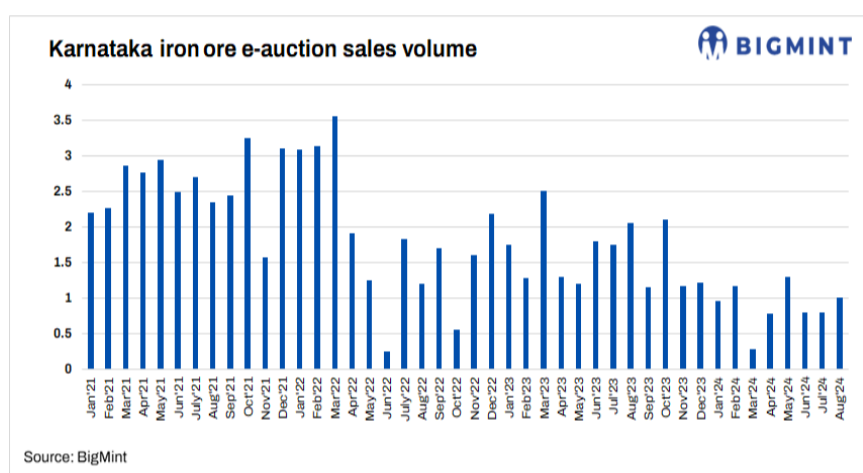
READ MORE



India: Buyers book 8,000 t of iron ore lumps in Vedanta's auction from Karnataka

2024-09-23

READ MORE



India: U Krishna Prasad to auction over 50,000 t of iron ore from Karnataka

2024-09-23

READ MORE

| Mines                     | Size (mm)       | Fe (%) | Base price as on 20 Aug'24 (INR/t) | Bid price as on 20 Aug'24 (INR/t) | Base price as on 20 Sep'24 (INR/t) | Bid price as on 20 Sep'24 (INR/t) | Quantity offered as on 20 Sep'24 (t) | Quantity booked as on 20 Sep'24 (t) |
|---------------------------|-----------------|--------|------------------------------------|-----------------------------------|------------------------------------|-----------------------------------|--------------------------------------|-------------------------------------|
| Gandhamardan              | 10-40 (Block A) | 62%    | 3,950                              | 4,450                             | 3,950                              | 4,700                             | 20,000                               | 20,000                              |
|                           | 10-40 (Block B) | 62%    | 4,150                              | 4,600                             | 4,150                              | 4,650                             | 325,000                              | 325,000                             |
| Koira                     | 10-40           | 62%    | 4,550                              | 5,150                             | 4,550                              | 5,000                             | 30,000                               | 30,000                              |
| Daiteri                   | 10-40           | 62%    | 4,360                              | 5,210                             | 4,360                              | 5,360                             | 40,000                               | 40,000                              |
|                           | 10-40           | 65%    | 6,150                              | 0                                 | 6,000                              | 4,000                             | 4,000                                | 4,000                               |
| Tiring Pahar              | 10-40           | 62%    | 5,750                              | 5,800                             | 5,750                              | 5,750                             | 20,000                               | 20,000                              |
|                           | 5-18            | 62%    | 4,405                              | 5,105                             | 4,405                              | 5,255                             | 80,000                               | 80,000                              |
| Guali                     | 18-40           | 62%    | 4,850                              | 5,500                             | 4,850                              | 5,650                             | 50,000                               | 50,000                              |
|                           | 5-18            | 62%    | 5,650                              | 5,700                             | 5,650                              | 5,850                             | 200,000                              | 200,000                             |
| Jilling                   | 18-40           | 62%    | 5,550                              | 6,200                             | 5,550                              | 6,800                             | 100,000                              | 100,000                             |
|                           | 5-18            | 62%    | 4,550                              | 5,500                             | 4,550                              | 5,350                             | 16,000                               | 16,000                              |
| Apahatu quarry of Jilling | 18-40           | 62%    | 4,450                              | 5,400                             | 4,450                              | 5,800                             | 40,000                               | 40,000                              |
|                           | 10-40           | 62%    | 5,450                              | 5,750                             | 5,450                              | 5,500                             | 30,000                               | 30,000                              |
| Khandbandh                | 10-40           | 65%    | 0                                  | 0                                 | 0                                  | 0                                 | 0                                    | 0                                   |
|                           | 10-40           | 62%    | 4,450                              | 5,300                             | 4,450                              | 4,600                             | 25,000                               | 25,000                              |
| Banspani                  | 10-40           | 62%    | 3,700                              | 5,300                             | 3,700                              | 4,800                             | 13,000                               | 13,000                              |
|                           | 10-40           | 60%    | 3,570                              | 4,070                             | 3,570                              | 4,070                             | 0                                    | 0                                   |
| Unchabali                 | 10-40           | 58%    | 3,250                              | 3,350                             | 3,250                              | 3,900                             | 20,000                               | 20,000                              |
|                           | 5-18            | 60%    | 4,350                              | 5,500                             | 4,350                              | 6,050                             | 8,000                                | 8,000                               |
| Roida C                   | 5-18            | 64%    | 0                                  | 0                                 | 0                                  | 0                                 | 0                                    | 0                                   |
| <b>Total</b>              |                 |        |                                    |                                   |                                    |                                   | <b>1,021,000</b>                     | <b>1,021,000</b>                    |

India: Over 1 mnt of iron ore lumps fetch bids at OMC's auction

2024-09-21

READ MORE

| Mines        | Size (mm)     | Fe (%) | Base price as on 20 Aug'24 (INR/t) | Bid price as on 20 Aug'24 (INR/t) | Base price as on 20 Sep'24 (INR/t) | Bid price as on 20 Sep'24 (INR/t) | Quantity offered as on 20 Sep'24 (t) | Quantity booked as on 20 Sep'24 (t) |
|--------------|---------------|--------|------------------------------------|-----------------------------------|------------------------------------|-----------------------------------|--------------------------------------|-------------------------------------|
| Gandhamardan | -10 (Block A) | 60-62% | 3,050                              | 3,150                             | 3,050                              | 3,400                             | 150,000                              | 150,000                             |
|              | -10 (Block B) | 60-62% | 3,250                              | 3,450                             | 3,250                              | 3,750                             | 300,000                              | 300,000                             |
| Daiteri      | -10 (Block B) | 62-65% | 0                                  | 0                                 | 0                                  | 0                                 | 0                                    | 0                                   |
|              | -10           | 60-62% | 3,770                              | 3,870                             | 3,770                              | 4,070                             | 80,000                               | 80,000                              |
| Tiring Pahar | -10           | 62-65% | 3,950                              | 4,000                             | 3,950                              | 4,750                             | 80,000                               | 80,000                              |
|              | -10           | 60-62% | 3,300                              | 3,450                             | 3,300                              | 4,200                             | 12,000                               | 12,000                              |
| Guali        | -5            | 62-65% | 3,740                              | 3,890                             | 3,740                              | 4,640                             | 4,000                                | 4,000                               |
|              | -5            | 60-62% | 3,450                              | 4,100                             | 3,450                              | 4,250                             | 200,000                              | 200,000                             |
| Jilling      | -5            | 62-65% | 3,700                              | 4,500                             | 3,700                              | 4,650                             | 4,000                                | 4,000                               |
|              | -5            | 65(+)% | 0                                  | 0                                 | 3,879                              | 4,879                             | 4,000                                | 4,000                               |
| Koira        | -5            | 60-62% | 3,550                              | 4,250                             | 3,550                              | 4,350                             | 325,000                              | 325,000                             |
|              | -5            | 55-58% | 1,520                              | 2,370                             | 1,520                              | 2,770                             | 20,000                               | 20,000                              |
| Khandbandh   | -5            | 62-65% | 0                                  | 0                                 | 0                                  | 0                                 | 0                                    | 0                                   |
|              | -10           | 60-62% | 3,050                              | 3,500                             | 3,050                              | 3,800                             | 30,000                               | 30,000                              |
| Banspani     | -10           | 60-62% | 3,000                              | 3,250                             | 3,000                              | 3,700                             | 40,000                               | 40,000                              |
|              | -10           | 55-58% | 1,770                              | 2,170                             | 0                                  | 0                                 | 0                                    | 0                                   |
| Unchabali    | -10           | 60-62% | 3,350                              | 3,500                             | 3,350                              | 3,600                             | 40,000                               | 40,000                              |
|              | -5            | 65(+)% | 0                                  | 0                                 | 3,720                              | 4,970                             | 4,000                                | 4,000                               |
| Roida C      | -10           | 60-62% | 3,350                              | 3,900                             | 3,350                              | 3,800                             | 60,000                               | 60,000                              |
|              | -5            | 62-65% | 3,600                              | 4,150                             | 3,600                              | 4,400                             | 4,000                                | 4,000                               |
| Total        | -5            | 65(+)% | 0                                  | 0                                 | 3,774                              | 4,724                             | 4,000                                | 4,000                               |
|              | -5            | 55-58% | 1,420                              | 2,020                             | 1,420                              | 2,370                             | 4,000                                | 4,000                               |
| <b>Total</b> |               |        |                                    |                                   |                                    |                                   | <b>1,377,000</b>                     | <b>1,377,000</b>                    |

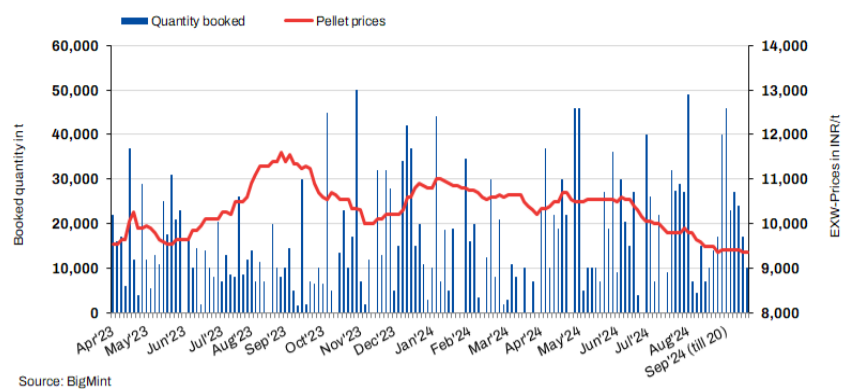
India: Entire quantity booked in OMC's iron ore fines auction

2024-09-21

READ MORE



### Bellary Pellet Prices v/s Traded Volumes

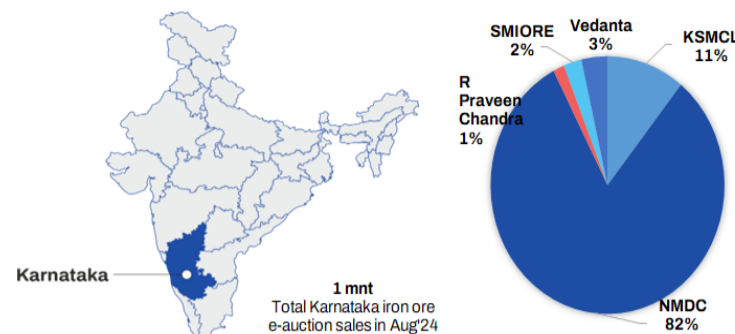


### Karnataka: Pellet prices remain stable in Bellary

2024-09-20

[READ MORE](#)

### Karnataka miner-wise iron ore e-auction sales in Aug'24



### India: NMDC Kumaraswamy iron ore auction fetches premium bids

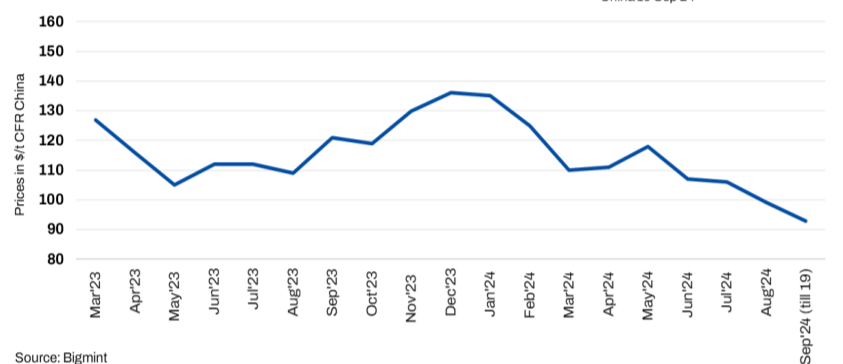
2024-09-20

[READ MORE](#)

### Fe 62% Australian iron ore fines



Iron ore fines Fe 62% \$93/dmt (2.20) CFR China 19 Sep'24



### China: Iron ore spot prices increase by \$2/t d-o-d on strong market sentiments

2024-09-20

[READ MORE](#)

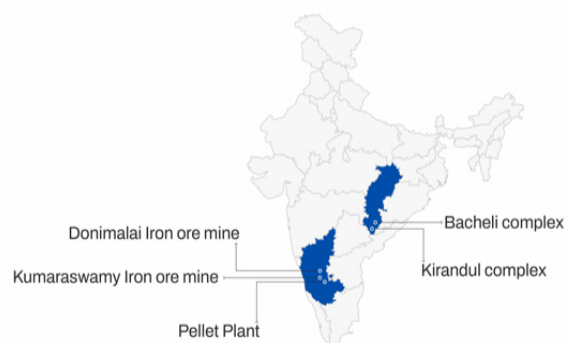


### India: Over 15,000 t of iron ore to be auctioned from Odisha

2024-09-20

[READ MORE](#)

### NMDC's iron ore Mines location

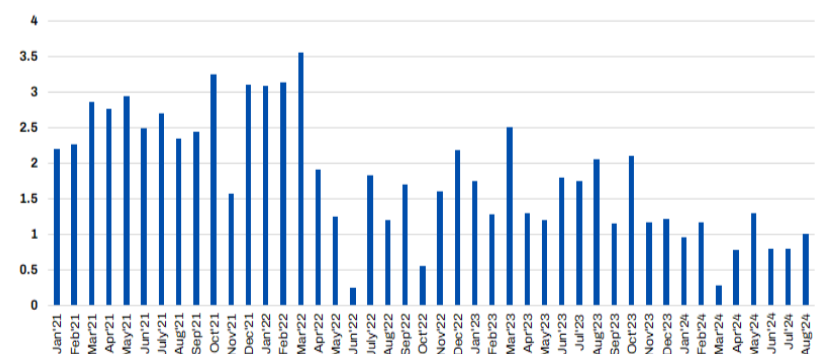


### India: NMDC to auction 15,000 t of iron ore pellets from Karnataka

2024-09-20

[READ MORE](#)

### Karnataka iron ore e-auction sales volume



### India: Over 500,000 t of iron ore to be auctioned from Karnataka

2024-09-19

[READ MORE](#)

# Coal

## Non Coking (India)

| Particular/Delivery       | Size/Grade                   | Delivery | As On              | Price | Change | 1M   | 3M   |
|---------------------------|------------------------------|----------|--------------------|-------|--------|------|------|
| Indian prices (in INR/MT) |                              |          |                    |       |        |      |      |
| Ex-Gangavaram             | RB2 (5500 NAR), S.Africa     | Ex-Port  | 23 Sep   16.48 IST | 9,400 | 0      | -200 | -700 |
|                           | RB3 (4800 NAR), South Africa | Ex-Port  | 23 Sep   16.48 IST | 7,600 | 0      | -50  | -700 |

## Met Coke (India)

| Particular/Delivery       | Size/Grade                    | Delivery | As On              | Price  | Change | 1M     | 3M     |
|---------------------------|-------------------------------|----------|--------------------|--------|--------|--------|--------|
| Indian prices (in INR/MT) |                               |          |                    |        |        |        |        |
| Ex-Jajpur                 | 25-90 mm, Blast Furnace-grade | Ex-Yard  | 18 Sep   17.24 IST | 33,500 | 0      | -1,300 | -2,000 |
| Ex-Gandhidham             | 25-90 mm, Blast Furnace-grade | Ex-Yard  | 18 Sep   17.24 IST | 29,800 | -700   | -2,900 | -3,700 |

## Coking (Global)

| Particular/Delivery       | Size/Grade                        | Delivery | As On              | Price | Change | 1M     | 3M    |
|---------------------------|-----------------------------------|----------|--------------------|-------|--------|--------|-------|
| Global prices (in USD/MT) |                                   |          |                    |       |        |        |       |
| CNF India                 | 0-40mm, HCC 64 Mid Vol, Australia | -        | 23 Sep   10.07 IST | \$178 | +7     | -10.75 | -54.8 |
|                           | 0-40mm, Premium HCC, Australia    | -        | 23 Sep   10.07 IST | \$204 | +8     | -8.5   | -62.8 |
|                           | Low Vol PCI, Australia            | -        | 23 Sep   10.07 IST | \$162 | +6     | -21    | -44.8 |
| FOB Australia             | 0-40mm, Low Vol PCI               | -        | 23 Sep   10.12 IST | \$146 | +6     | -21.75 | -43.8 |
|                           | HCC 64 Mid Vol                    | -        | 23 Sep   10.12 IST | \$162 | +7     | -11.5  | -54   |
|                           | Premium HCC                       | -        | 23 Sep   10.12 IST | \$188 | +8     | -9.25  | -61.8 |

## Non Coking (Global)

| Particular/Delivery       | Size/Grade               | Delivery | As On              | Price | Change | 1M  | 3M   |
|---------------------------|--------------------------|----------|--------------------|-------|--------|-----|------|
| Global prices (in USD/MT) |                          |          |                    |       |        |     |      |
| CNF India                 | RB1 (6000 NAR), S.Africa | -        | 23 Sep   13.31 IST | \$118 | 0      | -10 | -4.6 |
|                           | RB2 (5500 NAR), S.Africa | -        | 23 Sep   13.31 IST | \$103 | 0      | -7  | -7   |
|                           | RB3 (4800 NAR), S.Africa | -        | 23 Sep   13.31 IST | \$84  | 0      | -7  | -7.2 |
| FOB South Africa          | RB1 (6000 NAR)           | -        | 23 Sep   13.29 IST | \$101 | 0      | -10 | -4.4 |
|                           | RB2 (5500 NAR)           | -        | 23 Sep   13.29 IST | \$89  | 0      | -4  | -3.6 |
|                           | RB3 (4800 NAR)           | -        | 23 Sep   13.29 IST | \$69  | 0      | -5  | -4.8 |

## Met Coke (Global)

| Particular/Delivery       | Size/Grade              | Delivery | As On              | Price | Change | 1M | 3M  |
|---------------------------|-------------------------|----------|--------------------|-------|--------|----|-----|
| Global prices (in USD/MT) |                         |          |                    |       |        |    |     |
| FOB China                 | 25-90mm, 64% CSR        | -        | 19 Sep   17.39 IST | \$245 | 0      | -6 | -36 |
| CNF India                 | 25-90mm, 64% CSR, China | -        | 19 Sep   17.42 IST | \$260 | +1     | -2 | -37 |
|                           | 64% CSR, Japan origin   | -        | 19 Sep   17.42 IST | \$355 | 0      | -3 | -5  |

Note:- W-O-W: Week On Week, 1M: Change over last month, 3M: Change over last 3 months

# Scrap & Metallic

## Sponge (India)

| Region   | Particular       | Sponge Iron (C-DRI) |        |         |         | Pellet Sponge (P-DRI) |        |         |         |
|--|------------------|---------------------|--------|---------|---------|-----------------------|--------|---------|---------|
|  |                  | Price               | Change | W-O-W   | 1M      | Price                 | Change | W-O-W   | 1M      |
| Indian prices (in INR/MT) <span style="float: right;">As on 23 Sep 2024</span> |                  |                     |        |         |         |                       |        |         |         |
| North India  | Mandi Gobindgarh | 30,500              | + 300  | + 900   | + 500   | -                     | -      | -       | -       |
| East India   | Durgapur         | 27,600              | + 100  | + 1,000 | + 800   | 25,600                | + 100  | + 1,050 | + 700   |
| East India   | Rourkela         | 26,750              | + 250  | + 1,150 | + 800   | -                     | -      | -       | -       |
| Central India  | Raigarh          | 27,600              | + 550  | + 1,400 | + 1,400 | 25,600                | + 550  | + 1,400 | + 1,400 |
| Central India  | Raipur           | 30,300              | + 400  | + 1,100 | + 800   | 26,200                | + 400  | + 1,300 | + 1,450 |
| South India  | Bellary          | 26,500              | + 300  | + 600   | - 500   | 25,500                | + 300  | + 600   | - 300   |
| Eastern India  | Ramgarh          | 27,300              | + 300  | + 1,100 | + 600   | 25,400                | + 400  | + 1,300 | + 800   |
| East India   | Jharsugda        | -                   | -      | -       | -       | 25,100                | + 500  | + 1,250 | + 1,600 |
| South India  | Hyderabad        | -                   | -      | -       | -       | 26,100                | 0      | + 500   | - 400   |

All prices are basic, GST extra.

## Pig Iron (India)

| Particular/Delivery       | Size/Grade    | Delivery          | As On              | Price  | Change  | 1M      | 3M      |
|---------------------------|---------------|-------------------|--------------------|--------|---------|---------|---------|
| Indian prices (in INR/MT) |               |                   |                    |        |         |         |         |
| DAP-Ludhiana              | Steel Grade   | DAP               | 23 Sep   17.54 IST | 38,000 | - 200   | - 1,700 | - 2,600 |
| Ex-Bokaro                 | Steel Grade   | Ex-Plant,Bokaro   | 20 Sep   16.14 IST | 34,950 | - 950   | - 950   | - 2,400 |
| Ex-Burnpur                | Steel Grade   | Ex-Plant,Burnpur  | 31 May   16.00 IST | 40,500 | - 2,500 | 0       | 0       |
| Ex-Durgapur               | Steel Grade   | Ex-Works          | 23 Sep   17.54 IST | 36,400 | + 100   | - 100   | - 1,100 |
|                           |               | Ex-Plant,Durgapur | 06 Sep   19.25 IST | 35,150 | - 350   | - 350   | - 1,850 |
| Ex-Rourkela               | Steel Grade   | Ex-Plant,Rourkela | 13 Sep   16.18 IST | 35,300 | - 150   | + 100   | - 500   |
| Ex-Bhilai                 | Steel Grade   | Ex-Plant,Bhilai   | 20 Jun   17.45 IST | 38,000 | - 4,100 | 0       | 0       |
| DAP-Raigarh               | Steel Grade   | DAP               | 23 Sep   17.54 IST | 36,300 | + 50    | + 100   | - 1,000 |
| DAP-Raipur                | Steel Grade   | DAP               | 23 Sep   17.54 IST | 36,450 | - 50    | - 100   | - 1,250 |
| DAP-Hyderabad             | Steel Grade   | DAP               | 23 Sep   13.28 IST | 37,200 | - 100   | - 1,200 | - 1,100 |
| DAP-Delhi                 | Foundry Grade | DAP               | 23 Sep   13.26 IST | 42,800 | + 200   | - 700   | - 700   |
| DAP-Ludhiana              | Foundry Grade | DAP               | 23 Sep   13.26 IST | 42,300 | + 300   | - 1,200 | - 1,700 |
| Ex-Durgapur               | Foundry Grade | Ex-Works          | 23 Sep   13.26 IST | 41,500 | 0       | 0       | - 3,500 |
| Ex-Kharagpur              | Foundry Grade | Ex-Works          | 23 Sep   13.26 IST | 41,500 | 0       | 0       | - 3,500 |
| DAP-Ahmedabad             | Foundry Grade | DAP               | 23 Sep   13.26 IST | 44,500 | 0       | - 700   | - 1,500 |
| DAP-Kolhapur              | Foundry Grade | DAP               | 23 Sep   13.26 IST | 44,800 | 0       | - 700   | - 1,400 |

Indian pig iron price assessment frequency has been increased from weekly to daily basis.

## Re - Rolling Scrap (India)

|                           |                                |         |                    |        |       |       |         |
|---------------------------|--------------------------------|---------|--------------------|--------|-------|-------|---------|
| Indian prices (in INR/MT) |                                |         |                    |        |       |       |         |
| Ex-Alang                  | 19-22mm(12 ANE), Ship Breaking | Ex-Yard | 23 Sep   10.46 IST | 40,500 | + 100 | - 800 | - 3,300 |
|                           | 15-18mm(10 ANE), Ship Breaking | Ex-Yard | 23 Sep   10.46 IST | 40,500 | + 100 | - 800 | - 3,200 |
|                           | 1 Inch, Ship Breaking          | Ex-Yard | 23 Sep   10.46 IST | 40,500 | + 100 | - 800 | - 3,300 |
|                           | 12-14mm(8 ANE), Ship Breaking  | Ex-Yard | 23 Sep   10.46 IST | 40,000 | + 100 | - 800 | - 3,200 |
|                           | 5-10 KG, Ship Breaking         | Ex-Yard | 23 Sep   10.46 IST | 39,500 | + 100 | - 300 | - 2,700 |
|                           | 9-11mm(6 ANE), Ship Breaking   | Ex-Yard | 23 Sep   10.46 IST | 38,500 | + 100 | - 800 | - 3,200 |
|                           | 2-5 KG, Ship Breaking          | Ex-Yard | 23 Sep   10.46 IST | 38,500 | + 100 | - 300 | - 2,700 |
|                           | 6-8mm(4 ANE), Ship Breaking    | Ex-Yard | 23 Sep   10.46 IST | 37,500 | + 100 | - 800 | - 3,200 |
|                           | 1-2 KG, Ship Breaking          | Ex-Yard | 23 Sep   10.28 IST | 35,200 | 0     | + 100 | - 2,500 |
|                           | Attachment, Ship Breaking      | Ex-Yard | 23 Sep   10.28 IST | 35,000 | 0     | + 100 | - 2,500 |
|                           | HMS(80:20), Ship Breaking      | Ex-Yard | 23 Sep   10.28 IST | 33,700 | 0     | - 200 | - 2,800 |

## Melting Scrap (India)

| Particular/Delivery       | Size/Grade                | Delivery | As On              | Price  | Change | 1M     | 3M     |
|---------------------------|---------------------------|----------|--------------------|--------|--------|--------|--------|
| Indian prices (in INR/MT) |                           |          |                    |        |        |        |        |
| Ex-Ludhiana               | Turning Boring Scrap      | DAP      | 23 Sep   17.42 IST | 32,900 | + 200  | -1,300 | -3,500 |
|                           | End Cutting               | DAP      | 23 Sep   17.42 IST | 36,100 | + 200  | -800   | -2,000 |
|                           | CI Scrap, Mixed Size      | DAP      | 23 Sep   17.42 IST | 37,900 | 0      | -1,000 | -600   |
|                           | CR Busheling (Loose)      | DAP      | 23 Sep   17.42 IST | 37,000 | + 300  | -1,000 | -2,200 |
| Ex-Mandi                  | CR Busheling (Loose)      | DAP      | 23 Sep   17.42 IST | 37,200 | + 200  | -1,000 | -2,200 |
|                           | LMS (Light Melting Scrap) | DAP      | 23 Sep   17.42 IST | 31,500 | + 300  | -600   | -1,900 |
|                           | End Cutting               | DAP      | 23 Sep   17.42 IST | 36,300 | + 200  | -800   | -2,000 |
| Ex-Durgapur               | HMS(80:20)                | DAP      | 23 Sep   17.42 IST | 33,300 | + 300  | -1,000 | -1,900 |
| Ex-Raipur                 | HMS(80:20)                | DAP      | 23 Sep   17.42 IST | 34,000 | + 200  | 0      | -1,900 |
| Ex-Ahmedabad              | HMS(80:20)                | DAP      | 23 Sep   17.42 IST | 33,200 | + 400  | -900   | -2,550 |
|                           | End Cutting               | DAP      | 23 Sep   17.42 IST | 35,200 | + 400  | -900   | -2,600 |
| Ex-Alang                  | HMS(80:20)                | DAP      | 23 Sep   17.42 IST | 33,000 | + 200  | 0      | -2,300 |
|                           | CR Busheling (Bundle)     | DAP      | 23 Sep   17.42 IST | 36,800 | 0      | -1,200 | -2,200 |
| Ex-Jalna                  | HMS(80:20)                | Ex-Yard  | 23 Sep   17.42 IST | 33,700 | 0      | -200   | -2,800 |
| Ex-Mumbai                 | CR Busheling (Loose)      | DAP      | 23 Sep   17.42 IST | 35,500 | 0      | -200   | -1,500 |
|                           | HMS(80:20)                | DAP      | 23 Sep   17.42 IST | 32,500 | 0      | -200   | -1,500 |
| Ex-Chennai                | HMS(80:20)                | DAP      | 23 Sep   17.42 IST | 32,500 | 0      | 0      | -1,200 |
|                           | Turning Boring Scrap      | DAP      | 23 Sep   17.42 IST | 30,600 | -100   | -700   | -1,300 |
|                           | HMS(90:10)                | DAP      | 23 Sep   17.42 IST | 33,800 | 0      | -400   | -1,300 |
|                           | HMS(80:20)                | DAP      | 23 Sep   17.42 IST | 31,600 | -100   | -600   | -1,300 |
| Ex-Coimbatore             | CR Busheling (Bundle)     | DAP      | 23 Sep   17.42 IST | 35,100 | 0      | -800   | -1,400 |
| Ex-Hyderabad              | CI Scrap, Mixed Size      | DAP      | 23 Sep   17.42 IST | 36,800 | 0      | -800   | -900   |
|                           | HMS(90:10)                | DAP      | 23 Sep   17.42 IST | 32,700 | 0      | +1,200 | -100   |
| Ex-Bhilai                 | HMS(80:20)                | DAP      | 23 Sep   17.42 IST | 31,200 | 0      | +1,200 | -100   |
|                           | 9-13 Meters, 60 KG        | Ex-works | 23 Sep   19.00 IST | 41,000 | 0      | -2,700 | -150   |

## Mill Scale (India)

| Indian prices (in INR/MT) |                  |     |                    |       |   |       |       |
|---------------------------|------------------|-----|--------------------|-------|---|-------|-------|
| Ex Plant, Raipur          | Fines, Fe 70/68% | EXW | 21 Sep   14.12 IST | 7,200 | 0 | + 250 | + 350 |
| Ex-Kandla                 | Fines, Fe 70/68% | DAP | 21 Sep   14.12 IST | 6,450 | 0 | -200  | -225  |

## Sponge Iron (Global)

| Particular/Delivery       | Size/Grade                                 | Delivery | As On              | Price | Change | 1M | 3M |
|---------------------------|--|----------|--------------------|-------|--------|----|----|
| Global prices (in USD/MT) |  |          |                    |       |        |    |    |
| CNF Bangladesh            | FeM 80% (+/-1), 100% lumps                 | -        | 19 Sep   17.27 IST | \$360 | -5     | -1 | -2 |
| CNF Nepal                 | Mix (70% lumps, 30% fines), FeM 80% (+/-1) | -        | 19 Sep   17.27 IST | \$342 | -5     | -4 | -8 |

## Melting Scrap (Global)

| Global prices (in USD/MT) |  |   |                    |       |     |       |       |
|---------------------------|--|---|--------------------|-------|-----|-------|-------|
| FOB Europe                | HMS 80:20 (Bulk)                           | - | 18 Sep   16.59 IST | \$343 | 0   | + 8   | -17   |
| FOB USA                   | HMS 80:20                                  | - | 23 Sep   17.01 IST | \$338 | -5  | + 3.2 | -26   |
|                           | Shredded                                   | - | 23 Sep   17.01 IST | \$358 | -5  | + 3.2 | -26   |
| CNF Bangladesh            | H2 (Bulk, Japan origin)                    | - | 18 Sep   19.14 IST | \$369 | -8  | -22   | -29   |
|                           | HMS 80:20 (Bulk, US Origin)                | - | 18 Sep   19.14 IST | \$378 | -3  | -14   | -27   |
|                           | HMS 80:20 (Containers, Europe Origin)      | - | 23 Sep   18.41 IST | \$390 | 0   | -0.2  | -12.2 |
|                           | Shredded (Containers, UK Origin)           | - | 23 Sep   18.41 IST | \$400 | 0   | -1.6  | -24   |
| CNF China                 | H2   | - | 23 Sep   11.58 IST | \$323 | 0   | -6.2  | -7    |
|                           | HMS 80:20 (Bulk)                           | - | 23 Sep   11.58 IST | \$340 | 0   | -7    | -9.8  |
|                           | Shredded                                   | - | 23 Sep   11.58 IST | \$395 | 0   | -15   | -13   |
| CNF India                 | HMS 80:20 (Europe Origin, Containers)      | - | 23 Sep   18.41 IST | \$365 | 0   | -6.2  | -24.8 |
|                           | HMS 80:20 (West Africa Origin, Containers) | - | 23 Sep   18.41 IST | \$363 | -1  | -7    | -22   |
|                           | HMS 80:20 (West Africa Origin, Containers) | - | 23 Sep   18.41 IST | \$368 | 0   | -3.4  | -21.2 |
|                           | Shredded (Europe Origin, Containers)       | - | 23 Sep   18.41 IST | \$389 | 0   | -1.4  | -24.2 |
|                           | Shredded (US Origin, Containers)           | - | 23 Sep   18.41 IST | \$385 | 0   | -1.4  | -23.2 |
| CNF Pakistan              | Shredded (Containers, Europe Origin)       | - | 23 Sep   18.41 IST | \$393 | 0   | -6    | -32.4 |
| CNF Taiwan                | HMS 80:20 (US Origin, Containers)          | - | 19 Sep   12.19 IST | \$320 | -5  | -6    | -25   |
| CNF Thailand              | HMS 70:30                                  | - | 29 Jan   17.41 IST | \$352 | + 2 | NA    | NA    |
| CNF Turkey                | HMS 80:20 (Bulk, US Origin)                | - | 23 Sep   18.41 IST | \$365 | -1  | + 2.4 | -25   |



|             |                             |   |                    |       |     |     |     |
|-------------|-----------------------------|---|--------------------|-------|-----|-----|-----|
| CNF Vietnam | H2, (Bulk,Japan origin)     | - | 23 Sep   18.41 IST | \$336 | -12 | -26 | -27 |
|             | HMS 80:20 (Bulk, US Origin) | - | 23 Sep   18.41 IST | \$351 | -9  | -21 | -27 |

## Pig Iron (Global)

| Particular/Delivery       | Size/Grade  | Delivery | As On              | Price | Change | 1M  | 3M  |
|---------------------------|-------------|----------|--------------------|-------|--------|-----|-----|
| Global prices (in USD/MT) |             |          |                    |       |        |     |     |
| FOB Black Sea             | Steel Grade | -        | 21 Sep   14.46 IST | \$352 | -18    | -38 | -68 |
| FOB Brazil                | Steel Grade | -        | 21 Sep   14.46 IST | \$437 | 0      | -5  | -8  |
| CNF Italy                 | Steel Grade | -        | 21 Sep   14.49 IST | \$400 | -18    | -37 | -68 |

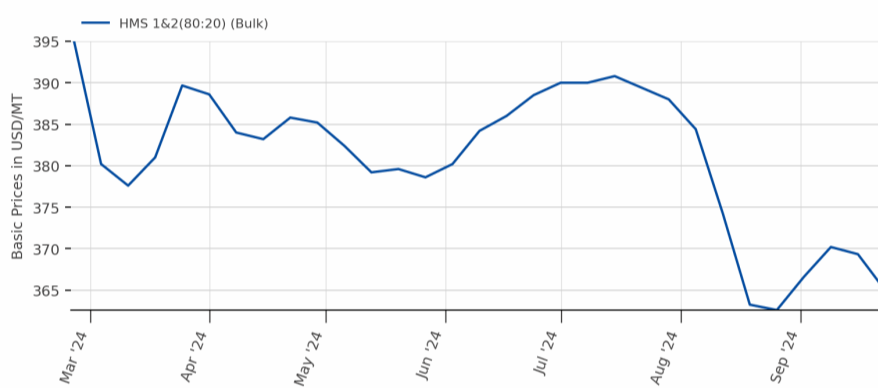
Weekly Assessment,, \*Tender Prices in export

## Ship Breaking (Global)

| Global prices (in USD/MT) |            |   |                    |       |     |     |     |
|---------------------------|------------|---|--------------------|-------|-----|-----|-----|
| CNF Bangladesh            | Containers | - | 17 Sep   12.04 IST | \$510 | -10 | -20 | -50 |
|                           | Tanker     | - | 17 Sep   12.04 IST | \$500 | -10 | -20 | -40 |
| CNF India                 | Containers | - | 17 Sep   12.04 IST | \$500 | -10 | -20 | -60 |
|                           | Tanker     | - | 17 Sep   12.04 IST | \$490 | -10 | -20 | -50 |
| CNF Pakistan              | Containers | - | 17 Sep   12.04 IST | \$490 | -10 | -20 | -40 |
|                           | Tanker     | - | 17 Sep   12.04 IST | \$480 | -10 | -20 | -40 |
| CNF Turkey                | Containers | - | 17 Sep   12.04 IST | \$330 | 0   | -50 | -50 |
|                           | Tanker     | - | 17 Sep   12.04 IST | \$320 | 0   | -50 | -50 |

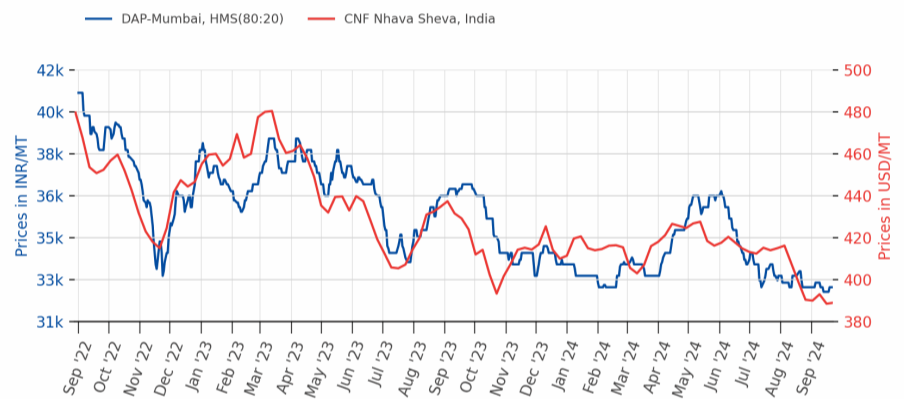
Note:- W-O-W: Week On Week, 1M: Change over last month, 3M: Change over last 3 months

Melting Scrap, CNF Turkey



Source:BigMint

Melting Scrap DAP Mumbai/CNF India



Source:BigMint



# Scrap & Metallic News

**South Asia: Imported shredded scrap offers from UK/Europe**

Offers in \$/t, CFR

India Pakistan Bangladesh Turkiye HMS(60:20)(US)

Source: BigMint

**South Asia: Imported ferrous scrap offers remain largely stable on limited buying interest**

2024-09-23

[READ MORE](#)

**India Sponge iron price & trade volume**

Quantity in mt Prices in INR/t

Bellary (PDR) Raipur (PDR) Durgapur (PDR) Bellary Raipur Durgapur

Source: BigMint Research

**India: Sponge iron prices rise d-o-d on active bookings - 23 Sep**

2024-09-23

[READ MORE](#)

**Vietnam: Imported bulk scrap prices**

Prices in \$/t, CFR Vietnam

Japanese H2

Source: BigMint

**Vietnam: H2 scrap import offers from Japan hit four-year low amid weak demand**

2024-09-23

[READ MORE](#)

**India: Melting scrap index DAP-Mandi Gobindgarh (End Cutting vs Billet)**

Prices in INR/t

End Cutting Scrap Billet (100x100 mm) Spread(RHS)

End Cutting - INR 36,300/t (+200) 23 Sept'24

Source: BigMint

**India: BigMint's scrap index rises by INR 200/t amid improved steel prices-23 Sep**

2024-09-23

[READ MORE](#)

**India: Domestic mill-scale prices**

Prices in INR/t

DAP Kandla exw-Raipur

Source: BigMint

**India: Mill scale prices remain stable in key markets**

2024-09-21

[READ MORE](#)

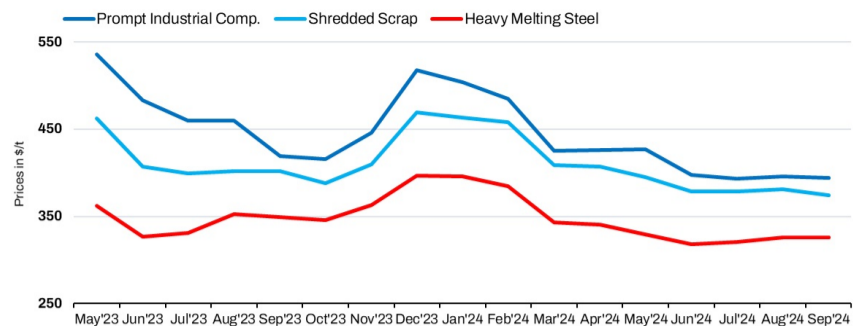
**Turkish imported bulk ferrous scrap deal updates**

**Turkiye: Imported ferrous scrap prices drop in recent US and EU deals; frequent trade towards weekend**

2024-09-21

[READ MORE](#)

RMDAS: Total US regional spot market prices




Source: RMDAS | Maintained by BigMint

USA: RMDAS ferrous scrap index witnesses negative trend in Sep'24

2024-09-21

READ MORE

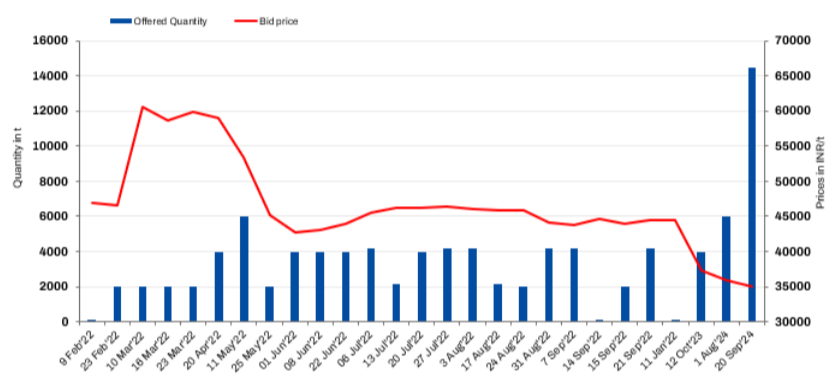


Brazil: Gerdau expands with \$60 million scrap recycling acquisition

2024-09-20

READ MORE

SAIL Bokaro pig iron auction summary

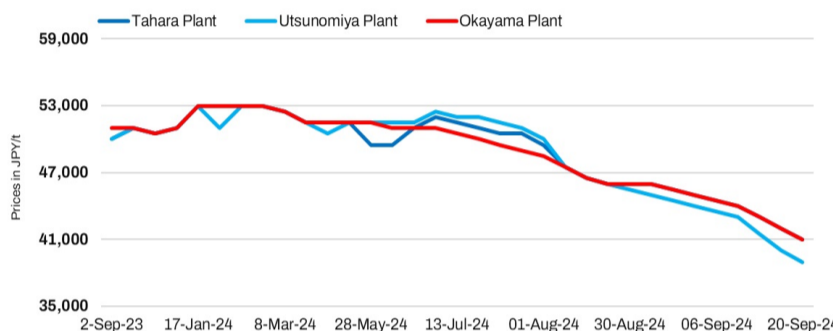


India: 14,500 t booked in Sail-BSL's pig iron auction

2024-09-20

READ MORE

Japan: Tokyo Steel H2 scrap purchase price trend



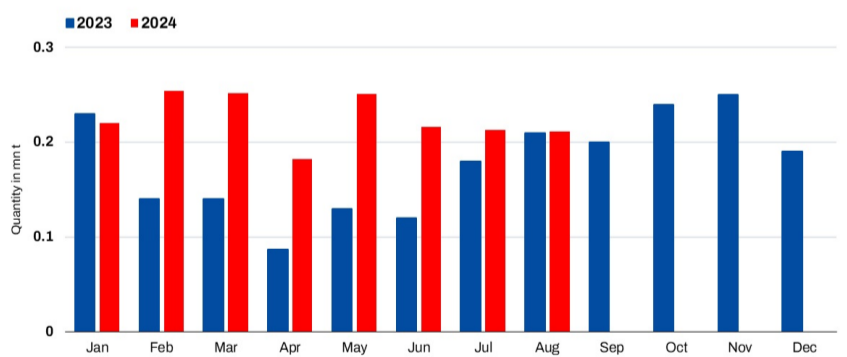
Source: BigMint

Japan: Tokyo Steel further trims scrap procurement prices by up to \$10/t

2024-09-20

READ MORE

Pakistan ferrous scrap import volume



Source: BigMint Stats, Customs Data

Pakistan's ferrous scrap imports edge down m-o-m in Aug'24

2024-09-19

READ MORE

Japanese domestic ferrous scrap market update

Japan: EAF manufacturers cut scrap procurement prices by \$7/t in Osaka

2024-09-19

READ MORE

# Steel

## Ingots/Billet (India)

| Region   | Particular       | INGOT  |        |         |         | BILLET |         |         |       |
|--|------------------|--------|--------|---------|---------|--------|---------|---------|-------|
|  |                  | Price  | Change | W-O-W   | 1M      | Price  | Change  | W-O-W   | 1M    |
| Indian prices (in INR/MT) <span style="float: right;">As on 23 Sep 2024</span> |                  |        |        |         |         |        |         |         |       |
| North India  | Ghaziabad        | 40,500 | + 400  | + 1,300 | - 700   | -      | -       | -       | -     |
| North India  | Ludhiana         | 42,900 | + 300  | + 1,100 | - 1,200 | -      | -       | -       | -     |
| North India  | Mandi Gobindgarh | 41,650 | + 250  | + 950   | - 150   | 41,700 | + 300   | + 1,000 | - 150 |
| North India  | Muzaffarnagar    | 40,400 | + 400  | + 1,400 | - 800   | -      | -       | -       | -     |
| East India   | Rourkela         | 37,000 | + 400  | + 1,000 | - 100   | 37,500 | + 500   | + 1,100 | - 200 |
| Central India  | Raigarh          | 38,400 | + 800  | + 1,700 | + 600   | 38,800 | + 850   | + 1,850 | + 600 |
| Central India  | Raipur           | 38,850 | + 700  | + 1,850 | + 650   | 39,100 | + 500   | + 1,900 | + 650 |
| West India   | Ahmedabad        | 41,000 | + 900  | + 1,800 | + 800   | 41,800 | + 1,000 | + 2,100 | + 800 |
| West India   | Jaipur           | 40,400 | + 300  | + 1,100 | 0       | -      | -       | -       | -     |
| West India   | Mumbai           | 40,600 | + 600  | + 1,300 | + 300   | 41,100 | + 700   | + 1,300 | + 400 |
| East India   | Durgapur         | -      | -      | -       | -       | 38,600 | + 100   | + 1,050 | - 200 |
| East India   | Kolkata          | -      | -      | -       | -       | 39,300 | + 100   | + 1,050 | - 200 |
| West India   | Bhavnagar        | -      | -      | -       | -       | 41,400 | + 900   | + 1,900 | + 700 |
| West India   | Goa              | -      | -      | -       | -       | 40,500 | 0       | 0       | + 200 |
| West India   | Jalna            | -      | -      | -       | -       | 41,300 | + 500   | + 1,500 | + 900 |
| South India  | Chennai          | -      | -      | -       | -       | 42,000 | + 200   | + 700   | + 200 |
| South India  | HINDPUR          | -      | -      | -       | -       | 41,200 | + 400   | + 900   | + 400 |
| South India  | Hyderabad        | -      | -      | -       | -       | 40,000 | + 500   | + 1,500 | + 500 |
| Eastern India  | Ramgarh          | -      | -      | -       | -       | 38,400 | + 150   | + 1,000 | - 100 |

All prices are basic, GST @ 18% extra. Ingot - 3.5"\*4.5", Commercial Grade, Billet - 100\*100

## Rebar (India)

| Particular/Delivery       | Size/Grade                          | Delivery | As On              | Price  | PRICE @ 18%GST | Change  | 1M      | 3M      |
|---------------------------|-------------------------------------|----------|--------------------|--------|----------------|---------|---------|---------|
| Indian prices (in INR/MT) |                                     |          |                    |        |                |         |         |         |
| Exy-Delhi/NCR             | 12-32mm, BF Route, IS 1786 Fe 550D  | Ex-Yard  | 20 Sep   17.34 IST | 50,700 | 59,800         | - 100   | + 900   | - 6,100 |
|                           | 12-32mm, BF Route, IS 1786 Fe 500D  | Ex-Yard  | 20 Sep   17.34 IST | 50,700 | 59,800         | - 100   | + 900   | - 6,100 |
| Exy-Durgapur              | 12-32mm BF Route, IS 1786 Fe 500D   | Ex-Yard  | 20 Sep   17.34 IST | 48,300 | 57,000         | - 600   | - 1,000 | - 7,600 |
|                           | 12-32mm BF Route, IS 1786 Fe 550D   | Ex-Yard  | 20 Sep   17.34 IST | 48,300 | 57,000         | - 600   | - 1,000 | - 7,600 |
| Exy-Ahmedabad             | 12-32mm BF Route, IS 1786 Fe 500D   | Ex-Yard  | 20 Sep   17.34 IST | 50,500 | 59,600         | 0       | + 900   | - 6,100 |
|                           | 12-32mm BF Route, IS 1786 Fe 550D   | Ex-Yard  | 20 Sep   17.34 IST | 50,500 | 59,600         | 0       | + 900   | - 6,100 |
| Exy-Mumbai                | 12-32mm, BF Route, IS 1786 Fe 500D  | Ex-Yard  | 20 Sep   17.34 IST | 50,000 | 59,000         | - 600   | + 400   | - 6,300 |
|                           | 12-32mm, BF Route, IS 1786 Fe 550D  | Ex-Yard  | 20 Sep   17.34 IST | 50,000 | 59,000         | - 600   | + 400   | - 6,300 |
| Exy-Bangalore             | 12-32mm, BF Route, IS 1786 Fe 500D  | Ex-Yard  | 20 Sep   17.34 IST | 51,600 | 60,900         | + 200   | + 1,100 | - 5,300 |
|                           | 12-32mm, BF Route, IS 1786 Fe 550D  | Ex-Yard  | 20 Sep   17.34 IST | 51,600 | 60,900         | + 200   | + 1,100 | - 5,300 |
| Exy-Chennai               | 12-32mm, BF Route, IS 1786 Fe 550D  | Ex-Yard  | 20 Sep   17.34 IST | 52,200 | 61,600         | + 700   | + 2,000 | - 4,700 |
|                           | 12-32mm, BF Route, IS 1786 Fe 500D  | Ex-Yard  | 20 Sep   17.34 IST | 52,200 | 61,600         | + 700   | + 2,000 | - 4,700 |
| Exy-Hyderabad             | 12-32mm, BF Route, IS 1786 Fe 500D  | Ex-Yard  | 20 Sep   17.34 IST | 50,100 | 59,100         | + 100   | + 700   | - 6,300 |
|                           | 12-32mm, BF Route, IS 1786 Fe 550D  | Ex-Yard  | 20 Sep   17.34 IST | 50,100 | 59,100         | + 100   | + 700   | - 6,300 |
| Indian prices (in INR/MT) |                                     |          |                    |        |                |         |         |         |
| Ex-Delhi/NCR              | 12-25mm, IF Route, Fe 500, IS 1786  | Ex-Works | 23 Sep   17.50 IST | 45,100 | 53,200         | + 300   | - 300   | - 2,700 |
| Ex-Jaipur                 | 12-25mm IF route, Fe 500, IS 1786   | Ex-Works | 23 Sep   17.50 IST | 44,200 | 52,200         | + 200   | + 100   | - 2,300 |
| Ex-Mandi Gobindgarh       | 12-25mm, IF Route, Fe 500, IS 1786  | Ex-Works | 23 Sep   17.50 IST | 46,400 | 54,800         | + 400   | 0       | - 2,500 |
| Ex-Muzaffarnagar          | 12-25mm, IF Route, Fe 500, IS 1786  | Ex-Works | 23 Sep   13.36 IST | 43,800 | 51,700         | + 100   | - 500   | - 3,000 |
| Ex-Durgapur               | 12-25mm, IF Route, Fe 500D, IS 1786 | Ex-Works | 23 Sep   17.50 IST | 43,600 | 51,400         | + 400   | + 600   | - 2,000 |
|                           | 12-25mm, IF Route, Fe 500, IS 1786  | Ex-Works | 23 Sep   17.50 IST | 41,500 | 49,000         | + 500   | + 600   | - 2,000 |
| Ex-Rourkela               | 12-25mm, IF Route, Fe 500, IS 1786  | Ex-Works | 23 Sep   13.36 IST | 41,700 | 49,200         | + 600   | + 200   | - 2,100 |
|                           | 12-25mm, IF Route, Fe 500D, IS 1786 | Ex-Works | 23 Sep   13.36 IST | 47,000 | 55,500         | + 500   | - 1,500 | - 2,000 |
| Ex-Raigarh                | 12-25mm, IF Route, Fe 500, IS 1786  | Ex-Works | 23 Sep   17.50 IST | 42,700 | 50,400         | + 1,200 | + 1,600 | - 1,000 |
| Ex-Raipur                 | 12-25mm, IF Route, Fe 500D, IS 1786 | Ex-Works | 23 Sep   13.36 IST | 45,500 | 53,700         | + 300   | + 1,200 | - 1,700 |
|                           | 12-25mm, IF Route, Fe 500, IS 1786  | Ex-Works | 23 Sep   17.50 IST | 42,900 | 50,600         | + 700   | + 1,300 | - 900   |
| Ex-Ahmedabad              | 12-25mm, IF Route, Fe 500, IS 1786  | FOR      | 23 Sep   17.50 IST | 45,300 | 53,500         | + 300   | + 400   | - 2,900 |



|              |                                     |          |                    |        |        |       |         |         |
|--------------|-------------------------------------|----------|--------------------|--------|--------|-------|---------|---------|
| Ex-Goa       | 12-25mm, IF Route, Fe 500, IS 1786  | Ex-Works | 23 Sep   13.36 IST | 47,300 | 55,800 | 0     | + 900   | - 800   |
| Ex-Jalna     | 12-25mm, IF Route, Fe 500, IS 1786  | Ex-Works | 23 Sep   17.50 IST | 46,400 | 54,800 | + 700 | + 1,700 | - 1,700 |
| Ex-Mumbai    | 12-25mm, IF Route, Fe 500, IS 1786  | Ex-Works | 23 Sep   17.50 IST | 45,700 | 53,900 | + 500 | - 100   | - 2,900 |
| Ex-Bangalore | 12-25mm, IF Route, Fe 550D, IS 1786 | Ex-Works | 23 Sep   13.36 IST | 49,200 | 58,100 | + 200 | - 600   | - 2,100 |
|              | 12-25mm, IF Route, Fe 550, IS 1786  | Ex-Works | 23 Sep   17.50 IST | 46,400 | 54,800 | + 200 | - 100   | - 2,100 |
| Ex-Chennai   | 12-25mm, IF Route, Fe 500, IS 1786  | Ex-Works | 23 Sep   13.36 IST | 46,200 | 54,500 | + 200 | 0       | - 2,800 |
| Ex-Hyderabad | 12-25mm, IF Route, Fe 500, IS 1786  | Ex-Works | 23 Sep   17.50 IST | 44,300 | 52,300 | + 600 | + 800   | - 700   |
| Ex-Patna     | 12-25mm IF route, Fe 500, IS 1786   | Ex-Works | 23 Sep   13.38 IST | 42,900 | 50,600 | + 400 | + 500   | - 2,500 |

## Structure (Medium & Small Scale Producers) (India)

| Region/Zone               | Particular | 40 ANGLE | Change | 1M    | 75 CHANNEL | Change | 1M    | 200 BEAM | Change | 1M    |
|---------------------------|------------|----------|--------|-------|------------|--------|-------|----------|--------|-------|
| Indian prices (in INR/MT) |            |          |        |       |            |        |       |          |        |       |
| North India               | Ghaziabad  | -        | -      | -     | -          | -      | -     | 48,700   | + 300  | - 500 |
| East India                | Durgapur   | 43,700   | 0      | - 100 | 43,700     | 0      | - 100 | 44,450   | 0      | - 100 |
| Central India             | Raipur     | -        | -      | -     | 44,400     | + 400  | + 200 | -        | -      | -     |
| West India                | Ahmedabad  | 46,000   | + 100  | 0     | 46,000     | + 100  | 0     | -        | -      | -     |
| West India                | Mumbai     | 48,200   | + 600  | + 100 | 49,000     | + 600  | + 100 | -        | -      | -     |
| South India               | Hyderabad  | 46,700   | + 200  | - 200 | 46,300     | + 200  | - 200 | -        | -      | -     |

Indian Structure price assessment frequency has been increased from weekly to daily basis, All prices are basic, Commercial Grade, Basic Price GST @ 18% extra

## Wire Rod (India)

| Particular                       | Size/Grade  | Raipur | Change | W-O-W   | Durgapur | Change | W-O-W   |
|----------------------------------|-------------|--------|--------|---------|----------|--------|---------|
| Indian prices (in INR/MT)        |             |        |        |         |          |        |         |
| SWRY 14 LC Gr 3, Induction route | 5.5 mm      | 43,300 | + 400  | + 2,600 | 41,800   | + 200  | + 1,200 |
| HB Wire, Induction route         | 12 Gauge    | 45,600 | + 400  | + 2,600 | 44,300   | + 200  | + 1,200 |
| GI Wire, Induction route         | 12 Gauge    | 49,400 | + 500  | + 2,400 | 51,800   | + 200  | + 1,200 |
| Binding Wire, Induction route    | 20 Gauge    | 52,000 | + 700  | + 2,700 | 50,600   | + 200  | + 1,200 |
| Barbed Wire, Induction route     | 12*12 Gauge | 51,400 | + 500  | + 2,400 | 54,800   | + 200  | + 1,200 |

Daily Assessment, Commercial Grade, Basic Price GST @ 18% extra

## HRC (India)

| Particular/Delivery       | Size/Grade                         | Delivery     | As On              | Price  | Change  | 1M      | 3M      |
|---------------------------|------------------------------------|--------------|--------------------|--------|---------|---------|---------|
| Indian prices (in INR/MT) |                                    |              |                    |        |         |         |         |
| Delhi                     | 2.5-8mm / CTL, IS2062, Gr E250 Br. | Ex-stockyard | 20 Sep   18.01 IST | 47,000 | - 100   | - 3,400 | - 7,400 |
| Faridabad                 | 2.5-8mm / CTL, IS2062, Gr E250 Br. | Ex-stockyard | 20 Sep   18.01 IST | 47,200 | - 200   | - 3,000 | - 6,300 |
|                           | 2.5-8mm / CTL, IS2062, Gr E350 Br. | Ex-stockyard | 20 Sep   18.01 IST | 50,200 | - 600   | - 3,000 | - 6,300 |
| Ludhiana                  | 1.8mm / CTL, IS2062, Gr E250 Br.   | Ex-stockyard | 20 Sep   18.01 IST | 48,800 | - 500   | - 2,900 | - 6,200 |
|                           | 2.5-8mm / CTL, IS2062, Gr E250 Br. | Ex-stockyard | 20 Sep   18.01 IST | 47,500 | - 700   | - 3,500 | - 7,400 |
| Kolkata                   | 2.5-8mm / CTL, IS2062, Gr E250 Br. | Ex-stockyard | 20 Sep   18.01 IST | 46,400 | 0       | - 2,100 | - 5,800 |
| Ahmedabad                 | 2.5-8mm / CTL, IS2062, Gr E250 Br. | Ex-stockyard | 20 Sep   18.01 IST | 49,300 | - 100   | - 1,900 | - 4,800 |
|                           | 2.5-8mm / CTL, IS2062, Gr E350 Br. | Ex-stockyard | 20 Sep   18.01 IST | 50,100 | - 900   | - 3,200 | - 6,550 |
| Mumbai                    | 1.8mm / CTL, IS2062, Gr E250 Br.   | Ex-stockyard | 20 Sep   18.01 IST | 48,600 | - 900   | - 3,200 | - 6,450 |
|                           | 2.5-8mm / CTL, IS2062, Gr E250 Br. | Ex-stockyard | 20 Sep   18.01 IST | 47,100 | - 900   | - 3,200 | - 6,550 |
| Bangalore                 | 2.5-8mm / CTL, IS2062, Gr E250 Br. | Ex-stockyard | 20 Sep   18.01 IST | 51,000 | 0       | - 1,700 | - 5,500 |
| Chennai                   | 2.5-8mm / CTL, IS2062, Gr E250 Br. | Ex-stockyard | 20 Sep   18.01 IST | 48,900 | - 100   | - 1,600 | - 6,800 |
|                           | 1.8mm / CTL, IS2062, Gr E250 Br.   | Ex-stockyard | 20 Sep   18.01 IST | 50,400 | - 800   | - 1,900 | - 6,800 |
| Hyderabad                 | 2.5-8mm / CTL, IS2062, Gr E250 Br. | Ex-stockyard | 20 Sep   18.01 IST | 47,800 | - 1,100 | - 2,850 | - 6,100 |

Weekly Assessment, Commercial Grade, \*Basic Price GST @ 18% extra.,

## CRC (India)

| Particular/Delivery       | Size/Grade                | Delivery     | As On              | Price  | Change | 1M      | 3M      |
|---------------------------|---------------------------|--------------|--------------------|--------|--------|---------|---------|
| Indian prices (in INR/MT) |                           |              |                    |        |        |         |         |
| Delhi                     | 0.90mm / CTL, IS 513, CR1 | Ex-stockyard | 20 Sep   18.11 IST | 56,000 | - 300  | - 2,000 | - 5,200 |
| Faridabad                 | 0.90mm / CTL, IS 513, CR1 | Ex-stockyard | 20 Sep   18.11 IST | 56,100 | - 500  | - 1,600 | - 3,950 |
|                           | 0.5mm / CTL, IS 513, CR1  | Ex-stockyard | 20 Sep   18.11 IST | 57,600 | - 500  | - 1,600 | - 3,950 |
| Ludhiana                  | 0.90mm / CTL, IS 513, CR1 | Ex-stockyard | 20 Sep   18.11 IST | 55,700 | 0      | - 2,300 | - 5,550 |
| Kolkata                   | 0.90mm / CTL, IS 513, CR1 | Ex-stockyard | 20 Sep   18.11 IST | 51,900 | - 600  | - 2,900 | - 6,000 |
| Ahmedabad                 | 0.90mm / CTL, IS 513, CR1 | Ex-stockyard | 20 Sep   18.11 IST | 56,400 | - 100  | - 1,500 | - 4,400 |

|                  |                           |              |                    |        |      |        |        |
|------------------|---------------------------|--------------|--------------------|--------|------|--------|--------|
| <b>Mumbai</b>    | 0.5mm / CTL, IS 513, CR1  | Ex-stockyard | 20 Sep   18.11 IST | 57,400 | -100 | -1,400 | -4,000 |
|                  | 0.90mm / CTL, IS 513, CR1 | Ex-stockyard | 20 Sep   18.11 IST | 55,900 | 0    | -1,500 | -4,000 |
| <b>Bangalore</b> | 0.9mm / CTL, IS 513, CR1  | Ex-stockyard | 20 Sep   18.11 IST | 59,500 | -200 | -1,000 | -3,500 |
| <b>Chennai</b>   | 0.90mm / CTL, IS 513, CR1 | Ex-stockyard | 20 Sep   18.11 IST | 60,000 | 0    | -1,500 | -3,450 |
|                  | 0.5mm / CTL, IS 513, CR1  | Ex-stockyard | 20 Sep   18.11 IST | 61,700 | 0    | -1,300 | -3,250 |
| <b>Hyderabad</b> | 0.90mm / CTL, IS 513, CR1 | Ex-stockyard | 20 Sep   18.11 IST | 57,300 | -600 | -2,000 | -5,500 |

Weekly Assessment, Commercial Grade, \*Basic Price GST @ 18% extra.,

## HR Plate (India)

| Particular/Delivery       | Size/Grade            | Delivery     | As On              | Price  | Change | 1M     | 3M     |
|---------------------------|-----------------------|--------------|--------------------|--------|--------|--------|--------|
| Indian prices (in INR/MT) |                       |              |                    |        |        |        |        |
| <b>Delhi</b>              | 60-100mm, Gr E350 Br. | Ex-stockyard | 18 Sep   18.11 IST | 59,300 | -1,000 | -2,600 | -6,200 |
|                           | 5-10mm, Gr E350 Br.   | Ex-stockyard | 18 Sep   18.11 IST | 52,300 | -700   | -1,700 | -5,300 |
|                           | 20-40mm, Gr E350 Br.  | Ex-stockyard | 18 Sep   18.11 IST | 55,900 | -1,000 | -2,300 | -5,800 |
|                           | 60-100mm, Gr E250 Br. | Ex-stockyard | 18 Sep   18.11 IST | 55,800 | -1,000 | -2,600 | -6,500 |
|                           | 5-10mm, Gr E250 Br.   | Ex-stockyard | 18 Sep   18.11 IST | 48,500 | -1,000 | -2,000 | -5,700 |
|                           | 20-40mm, Gr E250 Br.  | Ex-stockyard | 18 Sep   18.11 IST | 52,400 | -1,000 | -2,300 | -5,800 |
| <b>Mumbai</b>             | 60-100mm, Gr E350 Br. | Ex-stockyard | 11 Sep   18.09 IST | 60,900 | -100   | -900   | -4,400 |
|                           | 5-10mm, Gr E350 Br.   | Ex-stockyard | 11 Sep   18.09 IST | 54,000 | 0      | 0      | -4,600 |
|                           | 20-40mm, Gr E350 Br.  | Ex-stockyard | 11 Sep   18.09 IST | 56,900 | 0      | -1,100 | -4,500 |
|                           | 60-100mm, Gr E250 Br. | Ex-stockyard | 11 Sep   18.09 IST | 57,400 | -100   | -900   | -4,400 |
|                           | 5-10mm, Gr E250 Br.   | Ex-stockyard | 11 Sep   18.09 IST | 50,500 | 0      | 0      | -4,500 |
|                           | 20-40mm, Gr E250 Br.  | Ex-stockyard | 11 Sep   18.09 IST | 53,500 | 0      | -1,000 | -4,500 |

Weekly Assessment, Commercial Grade, Basic Price GST @ 18% extra

## GP (India)

|                           |                                |              |                    |        |        |        |        |
|---------------------------|--------------------------------|--------------|--------------------|--------|--------|--------|--------|
| Indian prices (in INR/MT) |                                |              |                    |        |        |        |        |
| <b>Delhi</b>              | 0.7mm / CTL, 120 GSM, IS277    | Ex-stockyard | 19 Sep   18.07 IST | 57,700 | -800   | -2,500 | -7,500 |
|                           | 0.6mm / CTL, 120 GSM, IS277    | Ex-stockyard | 19 Sep   18.07 IST | 59,000 | -800   | -2,500 | -7,600 |
| <b>Mumbai</b>             | 0.8mm / CTL, 120 GSM, IS277    | Ex-stockyard | 19 Sep   18.07 IST | 58,300 | -1,000 | -2,000 | -6,200 |
|                           | 0.6mm / CTL, 120 GSM, IS277    | Ex-stockyard | 19 Sep   18.07 IST | 59,800 | -1,000 | -2,000 | -6,200 |
| <b>Chennai</b>            | 0.8-1.6mm / CTL, 120gsm, IS277 | Ex-stockyard | 19 Sep   18.07 IST | 61,400 | -1,100 | -2,400 | -8,600 |
|                           | 0.6mm / CTL, 120 GSM, IS277    | Ex-stockyard | 19 Sep   18.07 IST | 63,000 | -1,000 | -2,300 | -8,500 |
| <b>Hyderabad</b>          | 0.8mm / CTL, 120 GSM, IS277    | Ex-stockyard | 19 Sep   18.07 IST | 61,000 | -300   | -3,300 | -8,300 |
|                           | 0.6mm / CTL, 120 GSM, IS277    | Ex-stockyard | 19 Sep   18.07 IST | 62,500 | -300   | -3,300 | -8,300 |

## PPGI (India)

| Particular/Delivery       | Size/Grade                   | Delivery     | As On              | Price  | Change | 1M     | 3M     |
|---------------------------|------------------------------|--------------|--------------------|--------|--------|--------|--------|
| Indian prices (in INR/MT) |                              |              |                    |        |        |        |        |
| <b>Delhi</b>              | 0.5mm / CTL, 90 GSM, IS14246 | Ex-stockyard | 19 Sep   18.10 IST | 67,500 | -500   | -2,500 | -6,900 |
| <b>Mumbai</b>             | 0.5mm / CTL, 90 GSM, IS14246 | Ex-stockyard | 19 Sep   18.10 IST | 67,000 | -800   | -1,800 | -6,700 |

## MS Pipes (India)

|                            |  |          |                    |        |      |        |        |
|----------------------------|--|----------|--------------------|--------|------|--------|--------|
| Indian prices (in INR/MT)  |  |          |                    |        |      |        |        |
| <b>Ex-Raipur</b>           | 41-60 OD (Patra Based)                   | Ex-works | 23 Sep   16.28 IST | 41,700 | +200 | -100   | -2,800 |
| <b>Ex-Mandi Gobindgarh</b> | 41-60 OD (Patra Based)                   | Ex-works | 23 Sep   16.28 IST | 43,600 | +500 | -400   | -3,800 |
| <b>Exy-Delhi</b>           | 2.2-6mm, IS 1239,IS 1161 (HR Coil Based) | Ex-Yard  | 18 Sep   18.38 IST | 52,500 | 0    | -3,500 | -8,000 |
| <b>Exy-Raipur</b>          | 2.2-6mm, IS 1239,IS 1161 (HR Coil Based) | Ex-Yard  | 18 Sep   18.38 IST | 51,000 | 0    | -4,000 | -8,500 |
| <b>Exy-Mumbai</b>          | 2.2-6mm, IS 1239,IS 1161 (HR Coil Based) | Ex-Yard  | 18 Sep   18.38 IST | 51,000 | 0    | -4,000 | -8,500 |
| <b>Exy-Pune</b>            | 2.2-6mm, IS 1239,IS 1161 (HR Coil Based) | Ex-Yard  | 18 Sep   18.38 IST | 51,000 | 0    | -4,000 | -8,500 |
| <b>Exy-Bangalore</b>       | 2.2-6mm, IS 1239,IS 1161 (HR Coil Based) | Ex-Yard  | 18 Sep   18.38 IST | 52,500 | 0    | -3,000 | -7,000 |
| <b>Exy-Hyderabad</b>       | 2.2-6mm, IS 1239,IS 1161 (HR Coil Based) | Ex-Yard  | 18 Sep   18.38 IST | 52,000 | 0    | -3,500 | -8,000 |

## Billet (Global)

| Particular/Delivery       | Size/Grade                  | Delivery | As On              | Price | Change | 1M  | 3M    |
|---------------------------|-----------------------------|----------|--------------------|-------|--------|-----|-------|
| Global prices (in USD/MT) |                             |          |                    |       |        |     |       |
| <b>FOB India</b>          | 150*150, 3SP/4SP            | -        | 20 Sep   18.22 IST | \$470 | 0      | -20 | NA    |
| <b>FOB Iran</b>           | 130*130, 3SP                | -        | 20 Sep   18.22 IST | \$454 | -11    | -11 | -24   |
| <b>FOB Russia</b>         | 130*130, 3SP                | -        | 20 Sep   18.22 IST | \$460 | 0      | -10 | -38   |
| <b>CNF Nepal</b>          | 100*100, IS 2831 (IF Grade) | -        | 20 Sep   18.20 IST | \$482 | +7     | -5  | -24.5 |
| <b>CNF Philippines</b>    | 150*150, 3SP                | -        | 20 Sep   18.20 IST | \$460 | 0      | -4  | -48   |
| <b>CNF Turkey</b>         | 120*120                     | -        | 20 Sep   18.20 IST | \$475 | 0      | -10 | -42.5 |

Weekly Assessment

## Rebar (Global)



| Particular/Delivery       | Size/Grade          | Delivery | As On              | Price | Change | 1M   | 3M   |
|---------------------------|---------------------|----------|--------------------|-------|--------|------|------|
| Global prices (in USD/MT) |                     |          |                    |       |        |      |      |
| FOB Turkey                | 12-32mm, Commercial | -        | 20 Sep   11.50 IST | \$588 | + 3    | + 15 | + 10 |

## Wire Rod (Global)

| Particular/Delivery       | Size/Grade                  | Delivery | As On              | Price | Change | 1M  | 3M   |
|---------------------------|-----------------------------|----------|--------------------|-------|--------|-----|------|
| Global prices (in USD/MT) |                             |          |                    |       |        |     |      |
| CNF Nepal                 | 5.5-6.0mm, Commercial Grade | -        | 21 Sep   13.09 IST | \$525 | + 10   | - 5 | - 20 |
|                           | 6-8 mm, ASTM A510 SAE 1008  | -        | 21 Sep   13.09 IST | \$580 | 0      | - 5 | NA   |

## HRC (Global)

| Particular/Delivery       | Size/Grade                           | Delivery | As On              | Price | Change | 1M   | 3M   |
|---------------------------|--------------------------------------|----------|--------------------|-------|--------|------|------|
| Global prices (in USD/MT) |                                      |          |                    |       |        |      |      |
| CNF Bangladesh            | 2mm, SAE 1006 (China origin)         | -        | 17 Sep   18.45 IST | \$515 | + 10   | + 10 | - 45 |
| CNF Dubai                 | 2mm, SAE1006 (India origin), SAE1006 | -        | 23 Apr   18.30 IST | \$595 | 0      | NA   | NA   |
| CNF Europe                | 3-4mm, S235JR                        | -        | 17 Sep   18.45 IST | \$515 | + 10   | + 5  | - 55 |
|                           | 3mm+, S275                           | -        | 17 Sep   18.45 IST | \$603 | 0      | - 17 | NA   |
| CNF India                 | 2-12 mm, SS400 (China Origin)        | -        | 17 Sep   18.45 IST | \$490 | + 10   | - 5  | - 62 |
|                           | 3mm, SS400 (South Korea Origin)      | -        | 17 Sep   18.45 IST | \$530 | - 40   | NA   | NA   |
| CNF Nepal                 | 2mm, SAE1006 (India origin), SAE1006 | -        | 17 Sep   18.45 IST | \$540 | - 4    | - 25 | - 90 |
| CNF Pakistan              | 2mm, SS400 (China origin), SS400     | -        | 17 Sep   18.45 IST | \$485 | + 13   | + 5  | - 55 |
|                           | 2mm, SS400 (Japan origin), SS400     | -        | 17 Sep   18.45 IST | \$510 | - 75   | NA   | NA   |
| CNF UAE                   | 2mm, SAE1006 (China Origin)          | -        | 17 Sep   18.45 IST | \$499 | + 9    | - 11 | - 58 |
|                           | 2 mm, SAE 1006 (Formosa, skin pass)  | -        | 16 Sep   15.19 IST | \$517 | 0      | NA   | NA   |
| CNF Vietnam               | 2-20mm, SAE 1006 (India Origin)      | -        | 09 Apr   18.25 IST | \$567 | 0      | NA   | NA   |
|                           | 2-3mm, SAE 1006 (China Origin)       | -        | 17 Sep   18.45 IST | \$475 | + 5    | - 25 | - 68 |
|                           | Thickness - 2-6 mm, Width - 1.1-1.3m | -        | 04 Sep   18.57 IST | \$515 | - 15   | NA   | NA   |
| FOB Black Sea             | 3mm, SAE1006                         | -        | 17 Sep   18.43 IST | \$470 | 0      | - 25 | - 75 |
| FOB China                 | 3-12mm, SS400                        | -        | 17 Sep   18.43 IST | \$460 | + 10   | + 5  | - 55 |
| FOB India                 | 2.5 mm, SAE1006                      | -        | 23 Apr   18.30 IST | \$560 | 0      | NA   | NA   |
| FOB Japan                 | 2mm, SS400                           | -        | 17 Sep   18.43 IST | \$485 | - 15   | NA   | NA   |
| FOB South Korea           | 1.6-2.5mm, SAE 1006                  | -        | 17 Sep   18.43 IST | \$500 | - 20   | NA   | NA   |

## CRC (Global)

| Particular/Delivery       | Size/Grade          | Delivery | As On              | Price | Change | 1M   | 3M   |
|---------------------------|---------------------|----------|--------------------|-------|--------|------|------|
| Global prices (in USD/MT) |                     |          |                    |       |        |      |      |
| FOB China                 | 0.90mm, SPCC        | -        | 18 Sep   18.50 IST | \$520 | 0      | 0    | - 60 |
| FOB India                 | 0.9 mm, IS 513 Gr.O | -        | 18 Sep   18.50 IST | \$640 | - 5    | - 25 | - 45 |
| FOB Russia                | 0.90mm, SPCC        | -        | 18 Sep   18.50 IST | \$570 | 0      | - 20 | - 70 |

## HR Plate (Global)

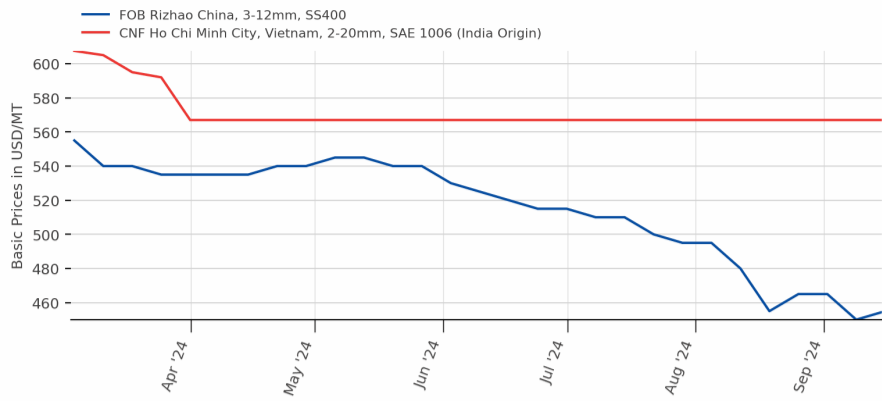
| Particular/Delivery       | Size/Grade     | Delivery | As On              | Price | Change | 1M   | 3M   |
|---------------------------|----------------|----------|--------------------|-------|--------|------|------|
| Global prices (in USD/MT) |                |          |                    |       |        |      |      |
| FOB China                 | 5-10mm, SS 400 | -        | 18 Sep   18.57 IST | \$470 | 0      | - 10 | - 65 |

## GP (Global)

| Particular/Delivery       | Size/Grade  | Delivery | As On              | Price | Change | 1M   | 3M   |
|---------------------------|---|----------|--------------------|-------|--------|------|------|
| Global prices (in USD/MT) |   |          |                    |       |        |      |      |
| FOB China                 | DX51D+z80, Width 1,000-1,500 mm, thickness 0.5-2mm              | -        | 19 Sep   17.40 IST | \$585 | + 5    | + 15 | - 50 |
| FOB India                 | Width 900-1250mm, thickness 0.50mm, DX51D+z80, BS EN 10142:2000 | -        | 19 Sep   17.40 IST | \$735 | 0      | - 10 | - 50 |

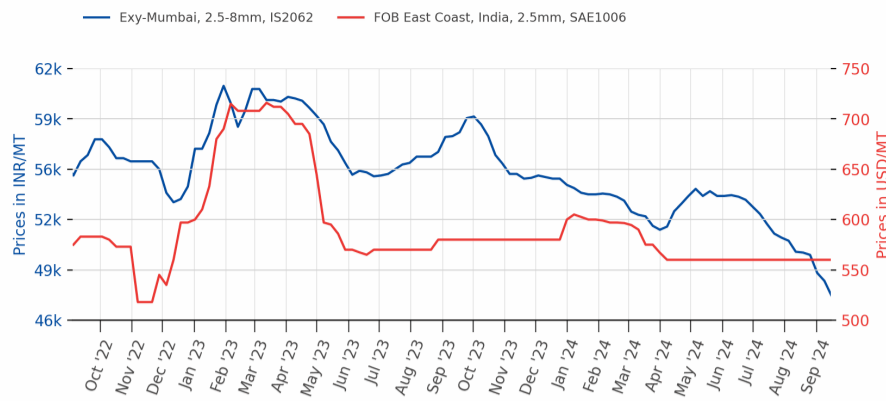
Note:- W-O-W: Week On Week, 1M: Change over last month, 3M: Change over last 3 months

HRC

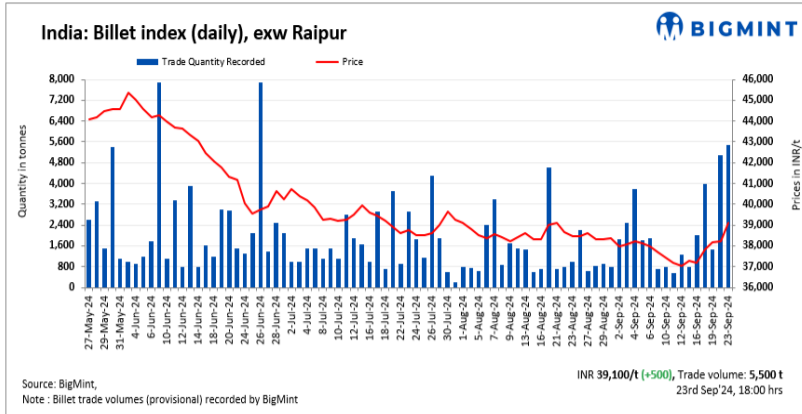


Source:BigMint

Prices of HRC Exy Mumbai/FOB India



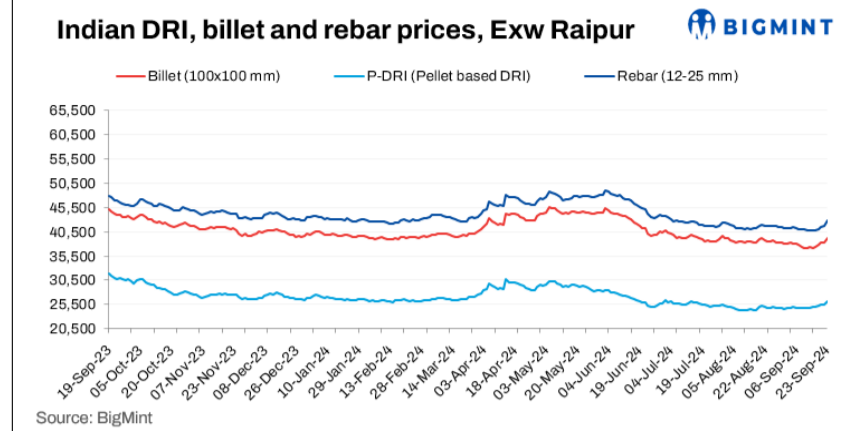
Source:BigMint



**India: BigMint's billet index climbs INR 500/t d-o-d amid improved buying - 23 Sep**

2024-09-23


[READ MORE](#)



**Indian DRI, billet, and rebar update - 23 Sep**

2024-09-23

[READ MORE](#)



**India's brand-wise rebar offers from BF and IF route mills - 23 Sep**

2024-09-23

[READ MORE](#)



**South Korea: Steel giants POSCO, Hyundai Steel schedule Q4 maintenance**

2024-09-23

[READ MORE](#)



**China: BF mills' capacity use rises for 3rd week**

2024-09-23

[READ MORE](#)

**India steel indices table**

Indices as on Friday

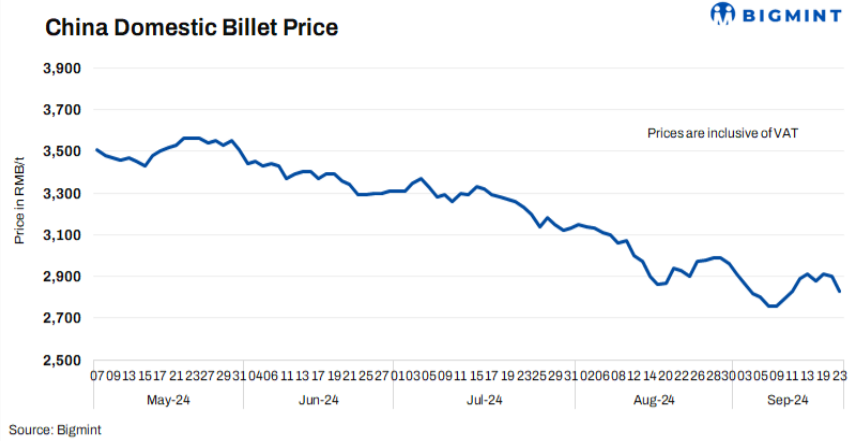
|                                  | 20-Sep-24      | 13-Sep-24      | 06-Sep-24      | 30-Aug-24      | 23-Aug-24      |
|----------------------------------|----------------|----------------|----------------|----------------|----------------|
| India Rebar Index                | 126.1<br>+0.4% | 125.6<br>-0.4% | 126.1<br>-0.4% | 126.6<br>-0.2% | 126.9<br>+0.2% |
| India Wire Rod Index             | 143.5<br>+0.7% | 142.5<br>-0.6% | 143.4<br>+0.8% | 142.2<br>-1.3% | 144.1<br>-0.2% |
| India Structure Steel Index      | 131.2<br>+0.3% | 130.8<br>-1.3% | 132.6<br>-0.5% | 133.3<br>-0.5% | 133.3<br>=     |
| India Steel Long Composite Index | 130.9<br>+0.5% | 130.3<br>-0.8% | 131.1<br>-0.1% | 131.2<br>-0.5% | 131.8<br>+0.1% |
| India HRC Index                  | 127.7<br>-1.3% | 129.3<br>-1.7% | 131.6<br>-1.3% | 133.3<br>-0.8% | 134.4<br>-0.3% |
| India CRC Index                  | 132.0<br>-0.6% | 132.7<br>-0.7% | 133.6<br>-1.1% | 135.0<br>-0.5% | 136.1<br>-0.5% |
| India GP Index                   | 123.0<br>-1.3% | 124.6<br>-1.5% | 126.6<br>-0.6% | 127.4<br>-0.7% | 128.2<br>-0.8% |
| India HR Plate Index             | 132.2<br>-1.0% | 133.6<br>-0.5% | 134.2<br>-0.5% | 134.9<br>=     | 134.9<br>-1.0% |
| India Flat Steel Composite Index | 126.2<br>-1.1% | 129.6<br>-1.3% | 131.3<br>-1.0% | 132.7<br>-0.7% | 133.7<br>-0.6% |
| India Steel Composite Index      | 129.6<br>-0.3% | 130.0<br>-1.0% | 131.2<br>-0.6% | 132.0<br>-0.6% | 132.7<br>-0.2% |

Index Base Year: 01 Jan'20 | Index Base Value: 100 | changes indicated in are on w-o-w basis | Source: BigMint

**India steel index at near-four-year lows; short term still looks bearish**

2024-09-23

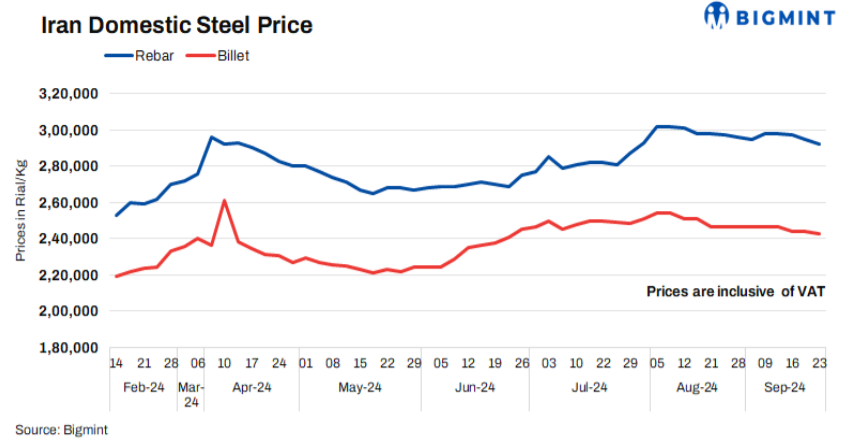
[READ MORE](#)



**China: Steel billet prices fall sharply by RMB 70/t (\$10/t)**

2024-09-23

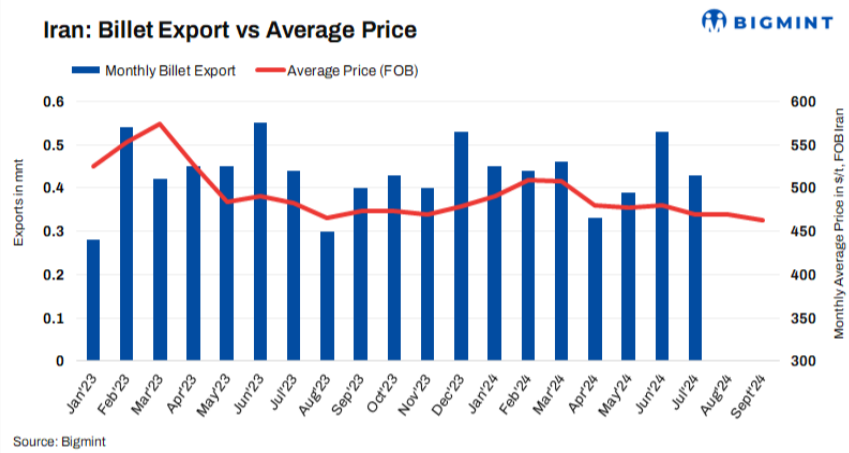
[READ MORE](#)



**Iran: Domestic billet, rebar prices drop amid demand-supply disparity**

2024-09-23

[READ MORE](#)



**Iran: Steel mill concludes 80,000 t billet export deal**

2024-09-23

[READ MORE](#)

| Rebar Size | 05.04.2024 (Old) | 21.09.2024 (New) | Change |
|------------|------------------|------------------|--------|
| 8MM        | B+6500           | B+6500           | -      |
| 10MM       | B+5000           | B+5500           | 500    |
| 12MM       | B+5000           | B+5000           | -      |
| 16MM       | B+5000           | B+5000           | -      |
| 20MM       | B+5000           | B+5500           | 500    |
| 25MM       | B+5000           | B+5500           | 500    |
| 28MM       | Basic            | Basic            | Basic  |
| 32MM       | B+6500           | B+6500           | -      |

**India: Rebar manufacturers in Jalna revise gauge parity**

2024-09-23

[READ MORE](#)

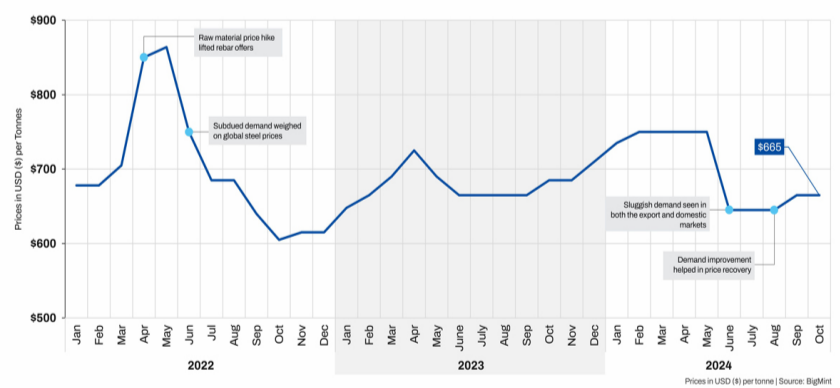


**India: KEC International wins new orders of INR 1,003 crore**

2024-09-23

[READ MORE](#)

**UAE: Emirates steel rebar price movement**



**UAE: Emirates Steel rolls over rebar offers for Oct'24 deliveries**

2024-09-23

[READ MORE](#)



## Ferro Alloy

### Manganese Ore (India)

| Particular/Delivery       | Size/Grade                  | Delivery | As On              | Price  | Change | 1M | 3M |
|---------------------------|-----------------------------|----------|--------------------|--------|--------|----|----|
| Indian prices (in INR/MT) |                             |          |                    |        |        |    |    |
| MOIL                      | 6-80 mm, Lumps, Mn 46%      | Ex-Mines | 02 Sep   12.42 IST | 22,540 | -5,635 | NA | NA |
|                           | Lumps, Lumps, Mn 44%, Fe 7% | Ex-Mines | 02 Sep   12.42 IST | 21,561 | -5,390 | NA | NA |
|                           | Lumps, Mn 37%, Fe 7.5%      | Ex-Mines | 02 Sep   12.42 IST | 12,874 | -2,272 | NA | NA |
|                           | 6-80 mm, Lumps, Mn 30%      | Ex-Mines | 02 Sep   12.42 IST | 6,322  | -1,115 | NA | NA |

Weekly Assessment, Prices Ex-Mines Basis Including Royalty

### Chrome Ore (India)

| Particular/Delivery       | Size/Grade            | Delivery | As On              | Price  | Change | 1M     | 3M |
|---------------------------|-----------------------|----------|--------------------|--------|--------|--------|----|
| Indian prices (in INR/MT) |                       |          |                    |        |        |        |    |
| Ex-Jajpur (OMC-eAuction)  | Friable 54%+          | Ex-Mines | 20 Sep   14.29 IST | 38,011 | -74    | -74    | NA |
|                           | Friable 52-54%        | Ex-Mines | 20 Sep   14.29 IST | 32,189 | -1,930 | -1,930 | NA |
|                           | Friable 50-52%        | Ex-Mines | 21 Aug   18.29 IST | 24,252 | -521   | 0      | NA |
|                           | Lumps, Friable 48-50% | Ex-Mines | 20 Sep   14.29 IST | 26,864 | +3,143 | +3,143 | NA |

OMC E-Auction Prices Including Royalty

### Silico Manganese (India)

| Particular/Delivery       | Size/Grade                  | Delivery | As On              | Price  | Change | 1M     | 3M     |
|---------------------------|-----------------------------|----------|--------------------|--------|--------|--------|--------|
| Indian prices (in INR/MT) |                             |          |                    |        |        |        |        |
| Ex-Durgapur               | 10-150 mm, LC (Mn 55% min.) | Ex-Works | 19 Sep   10.24 IST | 83,700 | 0      | +450   | -8,500 |
|                           | 10-150 mm, MC (Mn 53% min.) | Ex-Works | 19 Sep   10.24 IST | 79,500 | +900   | +1,300 | -7,500 |
|                           | 10-50 MM, HC 60-14          | Ex-Works | 23 Sep   18.46 IST | 65,600 | +100   | -2,780 | -9,360 |
|                           | 25-150 mm, HC 60-14         | Ex-Works | 23 Sep   18.46 IST | 65,100 | +100   | -2,780 | -9,360 |
| Ex-Raipur                 | 25-150 mm, HC 60-14         | Ex-Works | 23 Sep   18.46 IST | 65,750 | +250   | -2,520 | -8,950 |
| Ex-Vizag                  | 25-150 mm, HC 60-14         | Ex-Works | 23 Sep   18.46 IST | 65,500 | +100   | -2,530 | -9,200 |

Weekly Assessment; All Prices are basic; GST @ 18% extra

### Ferro Manganese (India)

| Particular/Delivery       | Size/Grade                 | Delivery | As On              | Price  | Change | 1M     | 3M      |
|---------------------------|----------------------------|----------|--------------------|--------|--------|--------|---------|
| Indian prices (in INR/MT) |                            |          |                    |        |        |        |         |
| Ex-Durgapur               | 10-150 mm, MC (Mn 70% min) | Ex-Works | 19 Sep   10.33 IST | 98,500 | -1,500 | -4,500 | -16,800 |
|                           | 25-150 mm, HC 70%          | Ex-Works | 23 Sep   18.53 IST | 70,000 | +300   | -4,200 | -14,814 |
| Ex-Raipur                 | 25-150 mm, HC 70%          | Ex-Works | 23 Sep   18.53 IST | 70,200 | +200   | -4,100 | -15,040 |

Weekly Assessment; All Prices are basic; GST @ 18% extra

### Ferro Chrome (India)

| Particular/Delivery       | Size/Grade                | Delivery | As On              | Price   | Change | 1M     | 3M      |
|---------------------------|---------------------------|----------|--------------------|---------|--------|--------|---------|
| Indian prices (in INR/MT) |                           |          |                    |         |        |        |         |
| Ex-Durgapur               | 10-60 mm, LC 60%          | Ex-Works | 19 Sep   10.42 IST | 216,500 | -1,500 | -2,500 | -12,500 |
| Ex-Jajpur                 | 10-150mm, HC 60%, Si- 4%  | Ex-Works | 20 Sep   10.30 IST | 107,100 | 0      | +2,200 | -4,450  |
|                           | 10-150mm, HC 60%, Si - 2% | Ex-Works | 19 Sep   10.42 IST | 113,400 | -1,100 | +4,400 | -5,100  |

Weekly Assessment; All Prices are basic; GST @ 18% extra

### Ferro Silicon (India)

| Particular/Delivery       | Size/Grade          | Delivery | As On              | Price  | Change | 1M     | 3M     |
|---------------------------|---------------------|----------|--------------------|--------|--------|--------|--------|
| Indian prices (in INR/MT) |                     |          |                    |        |        |        |        |
| Ex-Guwahati               | 25-150 mm, FeSi 70% | Ex-Works | 23 Sep   18.36 IST | 91,800 | +2,500 | +4,800 | -2,200 |
| Ex-Bhutan                 | 25-150 mm, FeSi 70% | Ex-Works | 23 Sep   18.36 IST | 95,200 | +4,000 | +6,400 | +200   |

Weekly Assessment; All Prices are basic; GST @ 18% extra

### Manganese Ore (Global)

| Particular/Delivery       | Size/Grade               | Delivery | As On              | Price        | Change | 1M    | 3M    |
|---------------------------|--------------------------|----------|--------------------|--------------|--------|-------|-------|
| Global prices (in USD/MT) |                          |          |                    |              |        |       |       |
| CNF China                 | Lumps, Mn 37% (USD/dmtu) | -        | 21 Sep   11.41 IST | \$3.75 /dmtu | 0      | -0.11 | -1.95 |
|                           | Lumps, Mn 44% (USD/dmtu) | -        | 21 Sep   11.41 IST | \$4.9 /dmtu  | 0      | -1.16 | -3.4  |



|                  |  |   |                    |             |   |       |       |
|------------------|--|---|--------------------|-------------|---|-------|-------|
| <b>CNF India</b> | Lumps, Mn 37%, (South African origin) (USD/dmtu) | - | 21 Sep   11.41 IST | \$3.9/dmtu  | 0 | -0.1  | -1.9  |
|                  | Lumps, Mn 44% (USD/dmtu)                         | - | 21 Sep   11.41 IST | \$5.05/dmtu | 0 | -1.15 | -3.4  |
|                  | Lumps, Mn 46%, (USD/dmtu)                        | - | 21 Sep   11.41 IST | \$5.4/dmtu  | 0 | -1.25 | -3.65 |

Weekly Assessment

## Chrome Ore (Global)

|                           |                        |   |                    |       |   |     |     |
|---------------------------|------------------------|---|--------------------|-------|---|-----|-----|
| Global prices (in USD/MT) |                        |   |                    |       |   |     |     |
| <b>CNF China</b>          | Conc 40-42%, S. Africa | - | 17 Sep   18.15 IST | \$300 | 0 | -15 | -20 |
|                           | Conc 46-48%, Turkish   | - | 17 Sep   18.15 IST | \$415 | 0 | -5  | -20 |

Weekly Assessment

## Silico Manganese (Global)

|                           |                     |   |                    |       |   |       |        |
|---------------------------|---------------------|---|--------------------|-------|---|-------|--------|
| Global prices (in USD/MT) |                     |   |                    |       |   |       |        |
| <b>FOB India</b>          | 25-150 mm, HC 60-14 | - | 23 Sep   18.47 IST | \$808 | 0 | -19.8 | -147.8 |
|                           | 25-150 mm, HC 65-16 | - | 23 Sep   18.47 IST | \$906 | 0 | -40   | -203.4 |

Weekly Assessment

## Ferro Manganese (Global)

|                           |                   |   |                    |       |   |       |        |
|---------------------------|-------------------|---|--------------------|-------|---|-------|--------|
| Global prices (in USD/MT) |                   |   |                    |       |   |       |        |
| <b>FOB India</b>          | 25-150 mm, HC 70% | - | 23 Sep   18.55 IST | \$850 | 0 | -51.8 | -217.4 |
|                           | 25-150 mm, HC 75% | - | 23 Sep   18.55 IST | \$930 | 0 | -30.2 | -206   |

Weekly Assessment

## Ferro Chrome (Global)

|                           |                             |   |                    |          |       |      |       |
|---------------------------|-----------------------------|---|--------------------|----------|-------|------|-------|
| Global prices (in USD/MT) |                             |   |                    |          |       |      |       |
| <b>CNF China</b>          | 10-150mm, HC 60% (cents/lb) | - | 18 Sep   10.17 IST | ¢95 /lb  | +0.75 | -0.5 | -5.25 |
| <b>CNF Japan</b>          | 10-50mm, HC 60% (cents/lb)  | - | 18 Sep   10.17 IST | ¢100 /lb | 0     | 0    | -7    |
| <b>CNF South Korea</b>    | 10-50mm, HC 60% (cents/lb)  | - | 18 Sep   10.17 IST | ¢98 /lb  | 0     | -1   | -4    |

Weekly Assessment

## Ferro Silicon (Global)

|                           |                    |   |                    |         |      |     |     |
|---------------------------|--------------------|---|--------------------|---------|------|-----|-----|
| Global prices (in USD/MT) |                    |   |                    |         |      |     |     |
| <b>FOB China</b>          | 10-50 mm, FeSi 75% | - | 23 Sep   18.38 IST | \$1,265 | -45  | -60 | -10 |
| <b>FOB India</b>          | 10-50 mm, FeSi 70% | - | 23 Sep   18.38 IST | \$1,250 | +110 | +95 | -30 |

Weekly Assessment

### China: Silico manganese (60-14) prices

— Ex-Inner Mongolia

Source: BigMint

**China: Silico manganese prices inch down w-o-w amid cautious market moves**

2024-09-23

READ MORE

### OMC: Ferro chrome auction notice

24 Sep'24

| Cr% & Size        | Qty (t)      | Base Price (INR/t) |
|-------------------|--------------|--------------------|
| 60-63%, 10-100 mm | 100          | 114,039            |
| 60-64%, 10-100 mm | 3,850        | 106,688            |
| 55-60%, 10-25 mm  | 200          | 97,779             |
| 52-54%, 10-25 mm  | 50           | 92,446             |
| 56-58%, 3-10 mm   | 100          | 99,557             |
| 50-52%, 3-10 mm   | 200          | 88,890             |
| 53-55%, 0-3 mm    | 150          | 94,224             |
| <b>Total</b>      | <b>4,650</b> |                    |

Source: BigMint

### India: Ferro chrome monthly average prices

Source: BigMint

**India: OMC to auction 4,650 t of ferro chrome on 24 Sep'24**

2024-09-23 17:57:39

READ MORE

## Non Ferrous

### Aluminium (India)

| Particular/Delivery                    | Size/Grade              | Delivery      | As On              | Price   | Change | 1M     | 3M     |
|--|-------------------------|---------------|--------------------|---------|--------|--------|--------|
| Indian prices (in INR/MT)              |                         |               |                    |         |        |        |        |
| Aluminium Ingot P1020, Exy-Delhi       | Ingot EC Grade 99.70%   | Ex-Yard       | 23 Sep   17.17 IST | 245,500 | -3,000 | +500   | -2,500 |
| Aluminium Ingot ADC12, Exw-Delhi NCR   | Automobile OEM Approved | Exw-Delhi NCR | 06 Sep   17.17 IST | 218,000 | -1,000 | -1,000 | -5,000 |
|  | Non-OEM                 | Ex-Works      | 18 Sep   17.13 IST | 207,000 | +500   | -1,000 | -4,000 |
| Aluminium Extrusion Scrap, Exy-Delhi   | 6063 & 6061 (Mix)       | Ex-Yard       | 23 Sep   17.17 IST | 195,000 | 0      | +3,000 | +1,000 |
| Aluminium Utensil Scrap, Exy-Delhi     | Loose                   | Ex-Yard       | 23 Sep   17.17 IST | 185,000 | 0      | +3,000 | +1,000 |
| Aluminium Taint Tabor Scrap, Exy-Delhi | Loose                   | Ex-Yard       | 23 Sep   17.17 IST | 184,000 | 0      | +3,000 | +2,000 |
| Aluminium Tense Scrap, Exy-Delhi       | Solid (Loose)           | Ex-Yard       | 23 Sep   17.17 IST | 175,000 | 0      | -2,000 | -6,000 |
| Aluminium Ingot P1020, Exy-Mumbai      | Ingot EC Grade 99.70%   | Ex-Yard       | 23 Sep   17.17 IST | 241,000 | 0      | +6,000 | +3,000 |
| Aluminium Extrusion Scrap, Exy-Mumbai  | 6063 (Loose)            | Ex-Yard       | 23 Sep   17.17 IST | 206,000 | 0      | +2,000 | +6,000 |
| Aluminium Utensil Scrap, Exy-Mumbai    | Utensil (Loose)         | DAP           | 23 Sep   17.17 IST | 194,000 | 0      | +4,000 | +7,000 |
| Aluminium Ingot ADC12, Exw-Chennai     | Automobile OEM Approved | Exw-Chennai   | 06 Sep   17.25 IST | 216,000 | -2,000 | -2,000 | NA     |
|  | Non-OEM                 | Ex-Works      | 18 Sep   17.13 IST | 209,000 | +500   | -1,000 | -3,500 |
| Aluminium Tense Scrap, Exy-Chennai     | Solid (Loose)           | Ex-Yard       | 23 Sep   17.17 IST | 176,000 | 0      | -2,000 | -6,000 |

### Aluminium (Global)

| Particular/Delivery                                       | Size/Grade                       | Delivery | As On              | Price   | Change | 1M   | 3M   |
|---|----------------------------------|----------|--------------------|---------|--------|------|------|
| Global prices (in USD/MT)                                 |                                  |          |                    |         |        |      |      |
| Aluminium Extrusion Scrap, CFR Nhava Sheva, Middle East   | 6063 (Briquetted)                | -        | 17 Sep   17.26 IST | \$2,360 | +30    | +60  | -55  |
| Aluminium Taint Tabor Scrap, CFR Nhava Sheva, Middle East | Briquetted, Clean                | -        | 17 Sep   17.26 IST | \$2,160 | +60    | +70  | +30  |
| Aluminium Taint Tabor, CFR Nahva Sheva, UK                | Cut and sheared 9-10% attachment | -        | 17 Sep   17.26 IST | \$1,800 | +30    | +40  | +20  |
| Aluminium Taint Tabor, CFR Nahva Sheva, US                | HRB, Attachment 3%               | -        | 17 Sep   17.26 IST | \$1,980 | +30    | +70  | -20  |
| Aluminium Talk Scrap, CFR Nhava Sheva, Middle East        | Solid (Clean)                    | -        | 17 Sep   17.26 IST | \$4,720 | +70    | +120 | -130 |
| Aluminium Talk, CFR Nahva Sheva, US                       | Solid (Clean)                    | -        | 17 Sep   17.26 IST | \$4,950 | +100   | +50  | -140 |
| Aluminium Tense Scrap, CFR Nhava Sheva, Middle East       | Attachments 8-9%, Mix            | -        | 17 Sep   17.26 IST | \$1,810 | +20    | +30  | +10  |
| Aluminium Tense, CFR Nahva Sheva, US                      | Attachments 6-7%                 | -        | 17 Sep   17.26 IST | \$1,900 | +30    | +50  | +65  |
| Aluminium Wheel Scrap, CFR Nahva Sheva, UK                | Solid (Loose)                    | -        | 17 Sep   17.26 IST | \$2,380 | +50    | +80  | +40  |
| Aluminium Zorba 95-5, CFR Nhava Sheva, UK                 | 20 mm, Solid (Shredded)          | -        | 17 Sep   17.26 IST | \$2,070 | 0      | +70  | -10  |
| Silicon Metal, CFR Mundra, China                          | Grade 553 Si- 98.5%              | -        | 17 Sep   17.26 IST | \$1,680 | -10    | -60  | -310 |

### Copper (India)

| Particular/Delivery       | Size/Grade | Delivery | As On | Price | Change | 1M | 3M |
|---------------------------|------------|----------|-------|-------|--------|----|----|
| Indian prices (in INR/MT) |            |          |       |       |        |    |    |

|  |                  |          |                    |         |         |        |         |
|--|------------------|----------|--------------------|---------|---------|--------|---------|
| <b>Copper Secondary CC Wire Rods, Exw-Delhi</b>      | 8 mm, Cu 99% min | Ex-works | 23 Sep   17.12 IST | 792,000 | -2,000  | +3,500 | -29,800 |
| <b>Copper Primary CC Wire Rods, Exw-Delhi</b>        | 8 mm, Cu 99.99%  | Ex-works | 23 Sep   17.12 IST | 825,000 | 0       | -6,250 | -38,600 |
| <b>Copper Armature Scrap, Exy-Delhi</b>              | Cu 99%           | Ex-Yard  | 23 Sep   17.12 IST | 742,000 | -2,000  | +4,500 | -28,400 |
| <b>Copper Primary CC Wire Rods (CCR), Exy-Mumbai</b> | 8 mm, Cu 99.99%  | Ex-Yard  | 23 Sep   17.12 IST | 842,000 | -11,000 | +9,000 | -27,800 |
| <b>Copper Armature Scrap, Exy-Mumbai</b>             | Cu - 98%         | DAP      | 23 Sep   17.12 IST | 779,000 | -3,000  | +2,333 | -27,000 |
| <b>Brass Honey Scrap, Exy-Mumbai</b>                 | Cu 63% Zn 33%    | DAP      | 23 Sep   17.12 IST | 515,000 | 0       | +4,667 | -4,600  |

## Zinc (India)

| Particular/Delivery                              | Size/Grade        | Delivery | As On              | Price   | Change | 1M     | 3M      |
|--|-------------------|----------|--------------------|---------|--------|--------|---------|
| Indian prices (in INR/MT)                        |                   |          |                    |         |        |        |         |
| <b>Zinc Special High Grade Ingot, Exw-Delhi</b>  | Ingot, Zn 99.99%  | Ex-works | 23 Sep   17.07 IST | 273,000 | -3,000 | -2,700 | -7,400  |
| <b>Zinc Special High Grade Ingot, Exy-Mumbai</b> | Ingot, Zn 99.995% | Ex-Yard  | 23 Sep   17.07 IST | 269,000 | -1,000 | -3,750 | -11,200 |

## Lead (India)

| Particular/Delivery                   | Size/Grade       | Delivery | As On              | Price   | Change | 1M     | 3M     |
|---------------------------------------|------------------|----------|--------------------|---------|--------|--------|--------|
| Indian prices (in INR/MT)             |                  |          |                    |         |        |        |        |
| <b>Lead Remelted Ingot, Exw-Delhi</b> | Ingot, Pb 99%    | Ex-works | 23 Sep   17.04 IST | 183,000 | 0      | -2,600 | -6,000 |
| <b>Lead Primary Ingot, Exw-Delhi</b>  | Ingot, Pb 99.99% | Ex-works | 23 Sep   17.04 IST | 200,000 | 0      | -4,600 | -9,200 |
| <b>Lead Primary Ingot, Exy-Mumbai</b> | Ingot, Pb 99.99% | Ex-Yard  | 23 Sep   17.04 IST | 190,000 | 0      | -750   | -6,000 |

**India's aluminium ingot imports**

Quantity in tonnes

Source: BigMint

**India's aluminium ingot imports remain largely stable m-o-m in Aug'24 on weak market conditions, scrap falls**

2024-09-23

[READ MORE](#)

**Non-ferrous updates: 23-09-2024**

| Commodity | LME 3M (\$/t) | %Change | LME Stocks (t) | %Change | MCX (INR/t) | %Change | SHFE (RMB/t) | %Change |
|-----------|---------------|---------|----------------|---------|-------------|---------|--------------|---------|
| Aluminium | 2,485         | -2.13%  | 8,09,025       | -0.49%  | 2,25,000    | +0.46%  | 20,030       | +0.58%  |
| Nickel    | 16,510        | +1.08%  | 1,24,134       | +0.17%  | 13,66,000   | +0.19%  | 1,25,550     | +0.87%  |
| Copper    | 9,476         | +1.75%  | 3,03,350       | -1.69%  | 8,11,000    | +0.26%  | 75,770       | +1.18%  |
| Zinc      | 2,874         | -1.88%  | 2,56,150       | -0.25%  | 2,65,000    | +0.17%  | 24,155       | +0.88%  |
| Lead      | 2,055         | -0.92%  | 2,03,950       | +0.10%  | 1,83,000    | -0.05%  | 16,640       | +1.43%  |

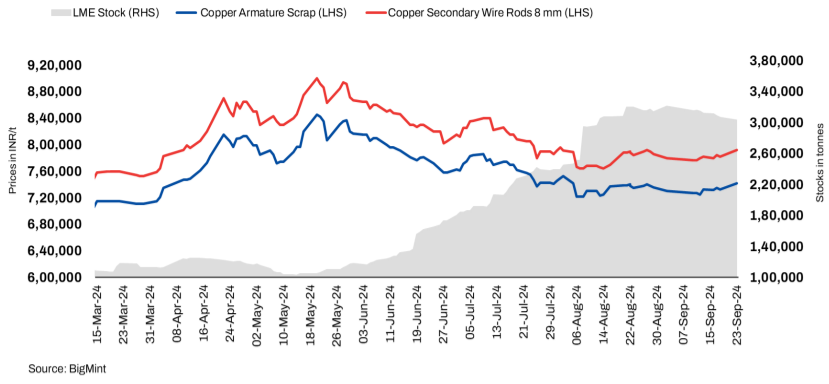
% Change d-o-d basis | Source: LME, MCX, SHFE

**Base metals prices on LME show varied trends; stocks witness mixed movements**

2024-09-23

[READ MORE](#)

### India: Copper price trend ex-Delhi



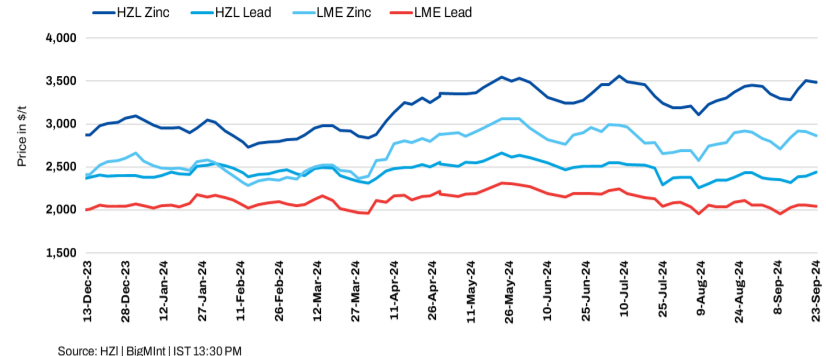
Source: BigMint

**Indian copper prices remain range-bound d-o-d**

2024-09-23 17:49:16

[READ MORE](#)

### HZL: Zinc and lead ingot prices



Source: HZL | BigMint | IST 13:30 PM

**India: Hindustan Zinc raises lead prices by INR 3,400/t (\$41/t), cuts zinc prices**

2024-09-23 13:21:30

[READ MORE](#)



# India: BigMint's billet index climbs INR 500/t d-o-d amid improved buying - 23 Sep

23 Sep 2024

BigMint's billet index rose INR 500/tonne (t) to INR 39,100/t exw-Raipur on 23 September 2024.

The index saw a significant surge today, fuelled by robust buying activity throughout the trading session. Increased participation and heightened demand resulted in a sharp rise in spot offerings across both the semi-finished and finished steel segments. Market participants remained optimistic about current trends, with expectations for sustained demand growth in the near term. This reflects a positive outlook for the steel industry. Deals of around 5,500 t were recorded today, compared to 5,100 t on 20 September.

In Raipur, rebar prices increased by INR 700/t d-o-d, with deals of 10,100 t concluded. Wire rod prices rose INR 400/t d-o-d, with trades of 4,900 t recorded. Additionally, sponge iron prices in Raipur were up by 400/t today.

The conversion spread from sponge iron (PDRI) to billets

for standalone furnaces in the region was recorded at INR 12,900/t.

### Rationale

This index has been derived based on transactions, offers, bids and indicative price data sets. Transactions are considered as T1 and given a weightage of 50%, whereas other data sets are considered as T2 and given a weightage of the balance 50%.

- **Transactions (T1)** - Seven trades at INR 38,600-39,200/t were recorded between 2:30 pm and 5:30 pm during the BigMint trading window. These were considered for the final price calculation as T1 inputs. The average price of these transactions was INR 39,058/t, which was assigned a 50% weightage in the final price calculation.
- **Other price indicators - bids/offers/indicatives (T2)** - Seven offers were reported during the trading window and considered as T2 inputs. The average price of these seven offers was INR 39,116/t, which was assigned a 50% weightage in the final price calculation.

The final price of billets exw-Raipur was assessed to be INR 39,087/t, rounded off to INR 39,100/t exw.

From BigMint Team - While it would be our earnest endeavour, at BigMint, to bring about transparent and unbiased price index reporting, we would request all our readers and subscribers for their feedback and if they could participate in the reporting of more transactions.

For detailed methodology - [click here](#)

| India Domestic Raipur Billet Trade Updates - 20 Sep'24 |               |            |                |          |                   | BIGMINT  |         |
|--|---------------|------------|----------------|----------|-------------------|----------|---------|
| Participant  | Industry Type | Trade Type | *Price (INR/t) | Delivery | Time of Deal/Call | Data Set | Outlier |
| P1   | Trader        | Offer      | 38,000         | EXW      | 11:45             | T2       | Yes     |
| P2   | Trader        | Offer      | 38,000         | EXW      | 11:45             | T2       | Yes     |
| P3   | Seller        | Offer      | 38,000         | EXW      | 12:43             | T2       | Yes     |
| P4   | Trader        | Offer      | 37,950         | EXW      | 12:47             | T2       | Yes     |
| P5   | Seller        | Indicative | 37,950         | EXW      | 12:53             | T2       | Yes     |
| P6   | Trader        | Offer      | 37,950         | EXW      | 12:57             | T2       | Yes     |
| P7   | Trader        | Indicative | 38,000         | EXW      | 15:22             | T2       | Yes     |
| P8   | Trader        | Offer      | 38,050         | EXW      | 15:26             | T2       | Yes     |
| P9   | Buyer         | Indicative | 38,000         | EXW      | 16:08             | T2       | Yes     |
| P10  | Trader        | Offer      | 38,100         | EXW      | 16:11             | T2       | No      |
| P11  | Seller        | Offer      | 38,500         | EXW      | 16:43             | T2       | Yes     |
| P12  | Trader        | Offer      | 38,200         | FOR      | 16:46             | T2       | No      |
| P13  | Seller        | Trade      | 38,200         | FOR      | 16:50             | T1       | No      |
| P14  | Seller        | Trade      | 38,200         | FOR      | 16:50             | T1       | No      |
| P15  | Buyer         | Trade      | 38,200         | FOR      | 16:53             | T1       | No      |
| P16  | Buyer         | Trade      | 38,300         | FOR      | 16:53             | T1       | No      |
| P17  | Trader        | Trade      | 38,150         | EXW      | 17:20             | T1       | No      |
| P18  | Trader        | Trade      | 38,200         | FOR      | 17:20             | T1       | No      |

T1 - Trade, T2 - Offer/Bid/Indicative, \*Normalized price as per methodology

## India Domestic Billet Price Index EXW Raipur

- Credible & Transparent Prices
- Robust Methodology & Rationale
- IOSCO Compliance
- Independent View of the Market
- Enabling Informed Conversations & Negotiations

## Global Prices

### Global Prices - Region Wise


























| Commodity          | Particular    | Grade/Size                    | Price   | Change | W-O-W  | 1M    | 3M     |
|--------------------|---------------|-------------------------------|---------|--------|--------|-------|--------|
| <b>China</b>       |               |                               |         |        |        |       |        |
| <i>Export</i>      |               |                               |         |        |        |       |        |
| Billet             | FOB China     | 125*125, BF Grade             | NA      | NA     | NA     | NA    | NA     |
| TMT (Re-Bar)       | FOB China     | Commerical                    | NA      | NA     | NA     | NA    | NA     |
| Wire Rod           | FOB China     | 5.5mm                         | NA      | NA     | NA     | NA    | NA     |
| HRC                | FOB China     | 2.5mm                         | \$460   | + 10   | + 10   | + 5   | - 55   |
| CRC                | FOB China     | 0.90 mm                       | \$520   | 0      | 0      | 0     | - 60   |
| <i>Import</i>      |               |                               |         |        |        |       |        |
| Iron Ore           | CNF China     | Lumps Fe 64/63%, South Africa | \$92    | - 1    | - 2    | - 5   | - 15   |
| Iron Ore           | CNF China     | Fines Fe 62%, Australia       | \$91    | - 2    | - 2    | - 5   | - 16   |
| Pellets            | CNF China     | 6-20mm, BF Grade              | \$113   | + 1    | + 1    | - 3   | - 9    |
| Coking Coal        | CNF China     | Premium HCC, Australia        | NA      | NA     | NA     | NA    | NA     |
| Mill Scale         | CNF China     | 70/68%                        | NA      | NA     | NA     | NA    | NA     |
| FeCr               | CNF China     | HC 60%                        | ¢95/lb  | + 0.75 | + 0.75 | - 0.5 | - 5.25 |
| Mn Ore             | CNF China     | Mn 46% Lumps, Australia       | NA      | NA     | NA     | NA    | NA     |
| Mn Ore             | CNF China     | Mn 38%, South Africa          | NA      | NA     | NA     | NA    | NA     |
| <b>CIS Nations</b> |               |                               |         |        |        |       |        |
| <i>Export</i>      |               |                               |         |        |        |       |        |
| Billet             | FOB Black Sea | 125*125, BF Grade             | \$460   | 0      | 0      | - 10  | - 38   |
| Slabs              | FOB Black Sea | Commercial                    | NA      | NA     | NA     | NA    | NA     |
| Pig Iron           | FOB Black Sea | Steel Grade                   | \$352   | - 18   | - 18   | - 38  | - 68   |
| TMT (Re-Bar)       | FOB Black Sea | Commercial                    | NA      | NA     | NA     | NA    | NA     |
| HRC                | FOB Black Sea | 2.5mm                         | \$470   | 0      | 0      | - 25  | - 75   |
| CRC                | FOB Black Sea | 0.90mm                        | \$570   | 0      | 0      | - 20  | - 70   |
| <b>Japan/Korea</b> |               |                               |         |        |        |       |        |
| <i>Export</i>      |               |                               |         |        |        |       |        |
| HRC                | FOB Korea     | 2.5mm                         | \$500   | - 20   | NA     | NA    | NA     |
| <i>Import</i>      |               |                               |         |        |        |       |        |
| FeCr               | CNF Japan     | HC 60%                        | ¢100/lb | 0      | 0      | 0     | - 7    |

Note:- W-O-W: Week On Week, 1M: Change over last month, 3M: Change over last 3 months, All prices are weekly assessment, Iron Ore are daily assessment













| Commodity                       | Particular       | Grade/Size                 | Price   | Change | W-O-W | 1M    | 3M     |
|---------------------------------|------------------|----------------------------|---------|--------|-------|-------|--------|
| <b>India</b>                    |                  |                            |         |        |       |       |        |
| <i>Export</i>                   |                  |                            |         |        |       |       |        |
| Iron Ore                        | FOB India        | Fines, Fe 58/57%           | \$52    | -1     | -1.5  | -8    | -6     |
| Billet                          | FOB India        | 150*150mm                  | \$470   | 0      | 0     | -20   | NA     |
| Pig Iron                        | FOB India        | Steel Grade                | NA      | NA     | NA    | NA    | NA     |
| HRC                             | FOB India        | 2.5mm                      | \$560   | 0      | NA    | NA    | NA     |
| CRC                             | FOB India        | 0.9mm                      | \$640   | -5     | -5    | -25   | -45    |
| SiMn                            | FOB India        | 60/14%                     | \$808   | 0      | -0.8  | -19.8 | -147.8 |
| FeMn                            | FOB India        | HC 75%                     | \$930   | 0      | -2.2  | -30.2 | -206   |
| FeSi                            | FOB Bhutan       | 70-75%                     | \$1,250 | +110   | +110  | +95   | -30    |
| <i>Import</i>                   |                  |                            |         |        |       |       |        |
| Iron Ore                        | CNF India        | Lumps Fe 64%, South Africa | NA      | NA     | NA    | NA    | NA     |
| Scrap                           | CNF India        | HMS 1&2 ,Middle East       | NA      | NA     | NA    | NA    | NA     |
| Scrap                           | CNF India        | Shredded, Europe           | \$389   | 0      | +0.6  | -1.4  | -24.2  |
| Coking Coal                     | CNF India        | Premium HCC, Australia     | \$204   | +8     | +7.8  | -8.5  | -62.8  |
| Non-Coking Coal                 | CNF India        | RB2 5500 NAR, South Africa | NA      | NA     | NA    | NA    | NA     |
| Met Coke                        | CNF India        | 62%, China                 | NA      | NA     | NA    | NA    | NA     |
| Pellets                         | CNF India        | 6-20mm, BF Grade           | NA      | NA     | NA    | NA    | NA     |
| Wire Rod                        | CNF India        | 5.5mm, China               | NA      | NA     | NA    | NA    | NA     |
| HRC                             | CNF India        | 2.5mm, China               | \$490   | +10    | +10   | -5    | -62    |
| HRC                             | CNF India        | 2.5mm, Korea               | \$530   | -40    | NA    | NA    | NA     |
| CRC                             | CNF India        | 0.90mm, China              | \$540   | 0      | 0     | 0     | -60    |
| HR Plate                        | CNF India        | A 36                       | NA      | NA     | NA    | NA    | NA     |
| Mn Ore                          | CNF India        | Mn 38%, South Africa       | NA      | NA     | NA    | NA    | NA     |
| <b>Europe &amp; US</b>          |                  |                            |         |        |       |       |        |
| <i>Export</i>                   |                  |                            |         |        |       |       |        |
| Pig Iron                        | FOB Brazil       | Steel Grade                | \$437   | 0      | 0     | -5    | -8     |
| <i>Import</i>                   |                  |                            |         |        |       |       |        |
| Scrap                           | CFR Turkey       | HMS (80:20), US            | \$365   | -1     | -4.33 | +2.4  | -25    |
| HRC                             | CIF Europe       | 2.5mm                      | NA      | NA     | NA    | NA    | NA     |
| <b>Middle East &amp; Africa</b> |                  |                            |         |        |       |       |        |
| <i>Export</i>                   |                  |                            |         |        |       |       |        |
| Iron Ore                        | FoB South Africa | Lumps, Fe 64/63%           | NA      | NA     | NA    | NA    | NA     |
| Non Coking Coal                 | FoB South Africa | RB2 5500 NAR               | NA      | NA     | NA    | NA    | NA     |
| <i>Import</i>                   |                  |                            |         |        |       |       |        |
| Billet                          | CNF Dubai        | 125*125, China             | NA      | NA     | NA    | NA    | NA     |
| HRC                             | CNF Dubai        | 2.5mm, China               | \$499   | +9     | +9    | -11   | -58    |

Note:- W-O-W: Week On Week, 1M: Change over last month, 3M: Change over last 3 months, All prices are weekly assessment, Iron Ore are daily assessment

## LIVE TENDERS

| COMPANY                                      | TYPE     | GRADE                        | QUANTITY   | EXPIRY DATE  | LOCATION   | VIEW                 |
|--|----------|------------------------------|------------|--------------|--|----------------------|
| <b>Aluminium</b>                             |          |                              |            |              |  |                      |
| JBVNL  | Sell     | Aluminum Scrap               | 1,103 MT   | 08 Oct, 2024 |  Ranchi, Jharkhand, India               | <a href="#">VIEW</a> |
| TataAdvancedSystemsLtd                       | Sell     | Aluminum Scrap               | 330 MT     | 27 Sep, 2024 |  Nagpur, Maharashtra, India             | <a href="#">VIEW</a> |
| M.P. Madhya Kshetra Vidyut Vitaran Co. Ltd   | Sell     | Aluminum Scrap               | 26 MT      | 24 Sep, 2024 |  Gwalior, Madhya Pradesh, India         | <a href="#">VIEW</a> |
| <b>Billet/Ingot/Slab</b>                     |          |                              |            |              |  |                      |
| SAIL   | Sell     | Billet                       | 500 MT     | 24 Sep, 2024 |  Burnpur, West Bengal, India            | <a href="#">VIEW</a> |
| <b>Copper</b>                                |          |                              |            |              |  |                      |
| MIDHANI                                      | Buy      | Electrolytic Copper Cathodes | 12 MT      | 12 Oct, 2024 |  Hyderabad, Telangana, India            | <a href="#">VIEW</a> |
| Arcelor Mittal                               | Buy      | Copper Scrap Min:98.0%       | 30 MT      | 24 Sep, 2024 |  Hazira, Gujarat, India                 | <a href="#">VIEW</a> |
| <b>Ferro Chrome</b>                          |          |                              |            |              |  |                      |
| SAIL   | Buy      | Ferro Chrome                 | 100 MT     | 04 Oct, 2024 |  Durgapur, West Bengal, India         | <a href="#">VIEW</a> |
| <b>Fines/Lumps</b>                           |          |                              |            |              |  |                      |
| Director of Mines & Geology                  | Services | Iron Ore Blocks              | 3 Nos      | 04 Oct, 2024 |  Goa, Goa, India                      | <a href="#">VIEW</a> |
| Karnataka State Minerals Corporation Limited | Sell     | Iron Ore Fines & Lumps       | 253,202 MT | 24 Sep, 2024 |  Bellary, Karnataka, India            | <a href="#">VIEW</a> |
| OMDC   | Sell     | Iron Ore Lumps               | 7,500 MT   | 26 Sep, 2024 |  Keonjhar, Odisha, India              | <a href="#">VIEW</a> |
| <b>Melting Scrap</b>                         |          |                              |            |              |  |                      |
| Yantra India Limited                         | Buy      | Ferrous Scrap                | 982 MT     | 01 Oct, 2024 |  Ghaziabad, Uttar Pradesh, India      | <a href="#">VIEW</a> |
| Track Components                             | Sell     | Melting Scrap-CR HR Punching | 835 MT     | 24 Sep, 2024 |  Pune, Maharashtra, India             | <a href="#">VIEW</a> |
| MungiEngineering                             | Sell     | Melting Scrap-CR HR Punching | 700 MT     | 24 Sep, 2024 |  Pune, Maharashtra, India             | <a href="#">VIEW</a> |
| Alf Engineering                              | Sell     | Melting Scrap-CR HR Punching | 510 MT     | 25 Sep, 2024 |  Nashik, Maharashtra, India           | <a href="#">VIEW</a> |
| AUTOCOMPCORPORATIONPANSEPVT.LTD              | Sell     | Melting Scrap-CR HR Punching | 300 MT     | 25 Sep, 2024 |  Pune, Maharashtra, India             | <a href="#">VIEW</a> |
| KALPATARUPROJECTSINTERNATIONALLIMITED        | Sell     | Melting Scrap                | 352 MT     | 25 Sep, 2024 |  Gandhinagar, Gujarat, India          | <a href="#">VIEW</a> |
| BalajeeSteelUdyog                            | Sell     | Melting Scrap                | 840 MT     | 24 Sep, 2024 |  Jamshedpur, Jharkhand, India         | <a href="#">VIEW</a> |
| Indian Oil                                   | Sell     | Melting Scrap                | 500 MT     | 01 Oct, 2024 |  Vadodara, Gujarat, India             | <a href="#">VIEW</a> |
| Cochin Shipyard Limited                      | Sell     | Melting Scrap                | 360 MT     | 30 Sep, 2024 |  Kolkata, West Bengal, India          | <a href="#">VIEW</a> |
| CenturyTextileIndustriesLimited              | Sell     | Melting Scrap MS CU AL SS    | 1,146 MT   | 01 Oct, 2024 |  Nainital, Uttarakhand, India         | <a href="#">VIEW</a> |
| <b>Non Coking</b>                            |          |                              |            |              |  |                      |
| NTPC   | Buy      | Non Coking Coal              | 500,000 MT | 26 Sep, 2024 |  Solapur, Maharashtra, India          | <a href="#">VIEW</a> |
| NTPC   | Buy      | Non Coking Coal              | 500,000 MT | 26 Sep, 2024 |  Bijapur, Karnataka, India            | <a href="#">VIEW</a> |
| NTPC   | Buy      | Non Coking Coal              | 500,000 MT | 26 Sep, 2024 |  Nagpur, Maharashtra, India           | <a href="#">VIEW</a> |
| NTPC   | Buy      | Non Coking Coal              | 500,000 MT | 26 Sep, 2024 |  Aurangabad, Maharashtra, India       | <a href="#">VIEW</a> |
| NTPC   | Buy      | Non Coking Coal              | 500,000 MT | 26 Sep, 2024 |  Visakhapatnam, Andhra Pradesh, India | <a href="#">VIEW</a> |



| COMPANY                         | TYPE | GRADE                            | QUANTITY   | EXPIRY DATE  | LOCATION   | VIEW                 |
|---------------------------------|------|----------------------------------|------------|--------------|--|----------------------|
| NTPC                            | Buy  | Non Coking Coal                  | 500,000 MT | 26 Sep, 2024 |  Hyderabad, Telangana, India      | <a href="#">VIEW</a> |
| NMDC                            | Sell | Anthracite Coal                  | 20,000 MT  | 11 Oct, 2024 |  Bellary, Karnataka, India        | <a href="#">VIEW</a> |
| MPPGCL                          | Sell | Coal Mill Reject                 | 5,484 MT   | 24 Sep, 2024 |  Jabalpur, Madhya Pradesh, India  | <a href="#">VIEW</a> |
| SCCL                            | Sell | Non Coking Coal                  | 111,750 MT | 26 Sep, 2024 |  Hyderabad, Telangana, India      | <a href="#">VIEW</a> |
| <b>Pellets</b>                  |      |                                  |            |              |  |                      |
| NMDC                            | Sell | Iron Ore Pellets Fe:63%          | 15,000 MT  | 24 Sep, 2024 |  Bellary, Karnataka, India        | <a href="#">VIEW</a> |
| <b>Pig Iron</b>                 |      |                                  |            |              |  |                      |
| SAIL                            | Sell | Pig Iron                         | 1,000 MT   | 24 Sep, 2024 |  Rourkela, Odisha, India          | <a href="#">VIEW</a> |
| SAIL                            | Sell | Pig Iron                         | 1,980 MT   | 25 Sep, 2024 |  Bhilai, Chattisgarh, India       | <a href="#">VIEW</a> |
| <b>Pooled Iron</b>              |      |                                  |            |              |  |                      |
| NINL                            | Sell | Pooled Iron Fines Chunks         | 750 MT     | 24 Sep, 2024 |  Kalinga Nagar, Odisha, India     | <a href="#">VIEW</a> |
| <b>Silico Manganese</b>         |      |                                  |            |              |  |                      |
| Arcelor Mittal                  | Buy  | Silico Manganese                 | 500 MT     | 27 Sep, 2024 |  Hazira, Gujarat, India           | <a href="#">VIEW</a> |
| <b>Stainless Steel</b>          |      |                                  |            |              |  |                      |
| BremboBrakeIndiaPvtLtd          | Sell | Stainless Steel & Aluminum Scrap | 1,686 MT   | 24 Sep, 2024 |  Pune, Maharashtra, India        | <a href="#">VIEW</a> |
| <b>Used Plants And Machines</b> |      |                                  |            |              |  |                      |
| AirIndiaLtd                     | Sell | Boeing Super Jumbo Aircraft      | 1 Nos      | 26 Sep, 2024 |  Mumbai, Maharashtra, India     | <a href="#">VIEW</a> |
| SAIL                            | Sell | Used Nitrogen Plant              | 1 Nos      | 04 Oct, 2024 |  Chandrapur, Maharashtra, India | <a href="#">VIEW</a> |

[View All](#)



Formerly SteelMint / CoalMint

**Contact:**

[info@bigmint.co](mailto:info@bigmint.co)

+91 97700 56666

**Disclaimer:** BigMint has taken due care and caution in compilation of content. Information is just for reference not intended for trading purpose or to address your particular requirement. The content includes facts, views and opinions are of individuals and not that of the BigMint management. We and our content licensors do not guarantee or warrant the accuracy, completeness or timeliness of, or otherwise endorse these views, and opinions. BigMint and its affiliates, or their employees, directors or agents shall not be liable or responsible for any loss or costs or any action whatsoever arising out of use or relying on the spot prices disseminated.