



BIGMINT

Formerly SteelMint / CoalMint

Issue 1402,

Daily Steel Report

HIGHLIGHTS

25 Feb 2025, Tue

[Intel & Insights](#)

[Snap Shot - Global Prices \(USD/MT\)](#)

[Snap Shot - Indian Domestic Prices \(INR/MT\)](#)

[Iron Ore](#)

[Coal](#)

[Scrap & Metallics](#)

[Steel](#)

[Ferro Alloy](#)

[Non Ferrous](#)

[India Domestic Billet Index](#)

[Global Prices - Region Wise](#)

[Live Tenders](#)

Intel & Insights

INDIA

Scrap & Metallics

South Asia: Imported ferrous scrap markets face pressure; buyers in Pak, B'desh wary ahead of Ramadan [READ MORE >](#)

India: Sponge iron prices rise on moderate trading - 24 Feb [READ MORE >](#)

India: BigMint's scrap index gains INR 200/t d-o-d as steel demand shows slight improvement - 24 Feb [READ MORE >](#)

Steel

India: BigMint's billet index surges by INR 450/t d-o-d amid modest buying - 24 Feb [READ MORE >](#)

Indian DRI, billet, rebar update - 24 Feb [READ MORE >](#)

India's brand-wise rebar offers from IF-route mills - 24 Feb [READ MORE >](#)

India: BigMint's flagship steel index trends down; market pressures limit price gains [READ MORE >](#)

Non Ferrous

Global refined copper production rises over 4% in CY'24: ICSG [READ MORE >](#)

Base metals prices, stocks on LME show mixed trends [READ MORE >](#)

Ship Breaking

India: Melting scrap prices rise by INR 300/t d-o-d in Alang [READ MORE >](#)

CHINA

China: Steel billet prices fall by RMB 30/t (\$4/t) [READ MORE >](#)

SOUTH EAST ASIA

Vietnam: Bulk scrap import prices rise by up to \$7/t w-o-w but buyers cautious amid dull construction demand [READ MORE >](#)

MEA (MIDDLE EAST AFRICA)

Iran: Domestic billet, rebar prices rise amid increase in exchange rate [READ MORE >](#)

UAE: Emirates Steel rolls over rebar offers for Mar'25 deliveries [READ MORE >](#)

Vietnam: Bulk scrap import prices rise by up to \$7/t w-o-w but buyers cautious amid dull construction demand

Feb 24, 2025 19:13

Scrap prices up but weak demand limits buying Market awaits clarity on Vietnam's HRC duty impact Vietnam's imported scrap prices increased this week, but buyer interest remained low due to weak finished steel

demand. Meanwhile, some Japanese ports faced congestion as shippers prioritised scrap collection to meet outstanding contracts amid limited supply, sources reported. CFR assessments Deep-sea bulk US HMS (80:20) cargoes we

Continued

SNAP SHOT - GLOBAL PRICES (USD/MT)

Commodity	Particular	Size, Grade	As on	Price	Change	1M	3M
Iron Ore Fines ¹	China Imports	Fines, Fe 62%	24 Feb 10.21 IST	\$109	-1	+4	+4
Iron Ore ¹	Indian Imports	Lumps, Fe 64%	19 Feb 18.16 IST	\$117	+1	+3	+5
Pellets (Brazil) ²	China Imports	6-20 mm, Fe 65%	19 Feb 18.14 IST	\$129	+1	+2	+4
Pellets (India) ²	China Imports	6-20 mm, Fe 63%	21 Feb 18.28 IST	\$114.5	-0.5	+3	+1.25
Coking ²	Australia Exports	Premium HCC	24 Feb 10.39 IST	\$189	0	+3	-14
Non Coking ²	India Imports	RB2, S.Africa	24 Feb 13.53 IST	\$91	0	-0.4	-12.2
Graphite Electrode ²	China Exports	600mm, UHP	24 Feb 11.29 IST	16,150 RMB/t	+200	+200	+650
Scrap ²	India Imports	Shredded	24 Feb 18.09 IST	\$375	+2	+1.2	-4.6
Scrap ²	Turkey Imports	HMS 80:20	24 Feb 18.09 IST	\$358	0	+13	+20
Scrap ²	Pakistan Imports	Shredded	24 Feb 18.09 IST	\$384	+1	+2	+2.8
Scrap ²	Bangladesh Imports	Shredded	24 Feb 18.09 IST	\$383	-1	-0.4	+0.2
Scrap (Ship Breaking) ²	India Imports	Containers	18 Feb 12.15 IST	\$465	-5	-10	-25
Billet ²	India Exports	150*150, 3SP/4SP	14 Feb 18.50 IST	\$440	-10	NA	NA
Billet ²	Russia Exports	130*130, 3SP	21 Feb 18.43 IST	\$432	0	-3	-18
Billet ²	Iran Exports	130*130, 3SP	21 Feb 18.43 IST	\$410	-10	-13	-48
Billet ²	Philippines Import	150*150, 3SP	21 Feb 18.47 IST	\$465	+7	+10	0
Sponge Iron ²	India Exports	-	-	-	-	-	-
Pig Iron ²	Russia Exports	Steel Grade	22 Feb 11.23 IST	\$335	+8	+7	+10
HRC ²	China Exports	3-12mm, SS400	18 Feb 18.53 IST	\$470	0	-5	-15
Wire Rod ²	Nepal Import	5.5-6.0mm, Commercial Grade	22 Feb 13.16 IST	\$525	+5	+15	0
HRC ²	India Exports	2.5 mm, SAE1006	18 Feb 18.53 IST	\$505	0	NA	NA
HRC ²	South Korea Exports	1.6-2.5mm, SAE 1006	18 Feb 18.53 IST	\$495	-10	NA	-7
HRC (China) ²	Vietnam Imports	2-3mm, SAE 1006	18 Feb 18.51 IST	\$490	+5	+5	-25
HRC (China) ²	Dubai Imports	2-3mm, SAE 1006	18 Feb 18.51 IST	\$490	+5	+5	-25
CRC ²	India Exports	0.9 mm, IS 513 Gr.O	19 Feb 18.01 IST	\$600	0	-10	-32
CRC ²	China Exports	0.90mm, SPCC	19 Feb 18.01 IST	\$540	-5	-5	-15
HR Plate ²	China Exports	5-10mm, SS 400	19 Feb 18.05 IST	\$485	0	0	-25
GP ²	China Exports	DX51D+z80, Width 1,000-1,500 mm, thickness 0.5-2mm	20 Feb 18.01 IST	\$570	0	0	-25
Silico Manganese ²	India Exports	25-150 mm, HC 65-16	24 Feb 18.51 IST	\$974	-1	+27.6	+98
Ferro Chrome ²	China Import	10-150mm, HC 60%	19 Feb 10.25 IST	¢80 /lb	+1	+4	-7
Manganese Ore ²	India Imports	Lumps, Mn 37%,	22 Feb 10.38 IST	\$4.62 /dmtu	-0.02	+0.25	+0.62
Ferro Manganese ²	India Exports	25-150 mm, HC 75%	24 Feb 18.54 IST	\$977	0	+27.4	+86.4
Ferro Silicon ²	Bhutan Exports	10-50 mm, FeSi 70%	24 Feb 18.37 IST	\$1,195	-5	-58	-55

1-Daily Assessment, 2-Weekly Assessment, 3-Monthly Assessment, W-O-W: Week On Week, 1M: Change over last month, 3M: Change over last 3 months

India: BigMint's flagship steel index trends down; market pressures limit price gains

Feb 24, 2025 10:12

Tight supply props up BF rebar prices IF rebar tags fluctuate amid poor demand HRC prices drop on declining sales Morning Brief: BigMint's Steel Composite Index edged down by 0.2% w-o-w to 129.5 points on 21 February 2025,

as dull market sentiments stalled the incremental uptrend seen over the past few weeks. Both the long and flat steel sub-indices eroded by 0.2%. The index has been trapped within the 128-130 range for the last three months. Prices

Continued

SNAP SHOT - INDIAN DOMESTIC PRICES (INR/MT)

Commodity	Particular	Size, Grade	As on	Price	Change	1M	3M
Fines/lumps ²	Iron Ore Index	5-18 mm, Fe 63%, DR Grade	22 Feb 13.31 IST	7,000	0	0	-200
Fines/lumps ²	Iron Ore Index	0-10 mm, Fe 63%	22 Feb 13.31 IST	5,300	+150	0	-300
Iron Ore ³	NMDC	6-40 mm, Fe 65.5%	09 Jan 10.59 IST	6,000	NA	NA	-50
Iron Ore ³	NMDC	0-10 mm, Fe 64%	09 Jan 10.59 IST	5,060	NA	NA	-150
Pellets ²	Raipur	6-20 mm, Fe 63%,	21 Feb 18.35 IST	9,800	0	+400	+700
Pellets ²	Bellary	6-20 mm, Fe 63%	21 Feb 18.35 IST	10,800	-100	0	+600
Met Coke ²	Ex-India (East)	25-90 mm, Blast Furnace-grade	19 Feb 16.45 IST	34,000	0	0	+1,300
Graphite Electrode ³	Ex-India	600mm, UHP	31 Jan 20.21 IST	259,000	0	0	-76,000
Mill Scale ²	FoR-Kandla	Fines, Fe 70/68%	22 Feb 13.28 IST	7,450	+50	+350	+500
Hms ¹	Ex-Mumbai	HMS	24 Feb 17.27 IST	32,600	+100	+800	+300
Hms ¹	Ex-Alang	HMS	24 Feb 17.27 IST	33,000	+300	-500	-1,500
Pig Iron ¹	Ex-Durgapur	Steel Grade	24 Feb 17.35 IST	33,550	+550	+250	+400
Pig Iron ¹	Ex-Ludhiana, Foundary	Foundry Grade	24 Feb 13.15 IST	39,800	+800	+1,500	-800
Sponge Pellet ¹	Ex-Raipur	Lumps, FeM 80%, +/-1	24 Feb 17.36 IST	24,850	+250	-50	+600
Billet ¹	Ex-Mumbai	100x100mm, IS 2831	24 Feb 17.52 IST	42,900	+100	+800	+1,800
Billet ¹	Ex-Raipur	100x100mm, IS 2831	24 Feb 17.52 IST	39,800	+450	+400	+1,750
TMT (Re-Bar) Secondary mills ¹	Ex-Mumbai	12-25mm, IF Route, Fe 500, IS 1786	24 Feb 13.32 IST	48,800	+100	+1,800	+2,300
TMT (Re-Bar) Secondary mills ¹	Ex-Delhi/NCR	12-25mm, IF Route, Fe 500, IS 1786	24 Feb 13.32 IST	46,600	+300	+900	+2,200
TMT (Re-Bar) ²	Ex-Mumbai	12-32mm, BF Route, IS 1786 Fe 500D	21 Feb 17.32 IST	52,600	-100	+400	-1,400
Structure ¹	Ex-Mumbai	40x40 Angle, IF Route, IS 2062/2011 E-250 Gr A	24 Feb 10.36 IST	49,100	+100	+700	+1,200
Wire Rod ¹	Ex-Raipur	5.5 mm, SWRY 14 LC Gr 3, Induction route	24 Feb 17.28 IST	43,600	+300	+200	+2,100
HRC ²	Ex-Delhi	2.5-8mm / CTL, IS2062, Gr E250 Br.	21 Feb 17.53 IST	47,200	-100	+200	-250
HRC ²	Ex-Mumbai	2.5-8mm / CTL, IS2062, Gr E250 Br.	21 Feb 17.53 IST	48,400	+100	+1,400	+550
CRC ²	Ex-Delhi	0.90mm / CTL, IS 513, CR1	21 Feb 17.56 IST	54,000	0	+300	-900
CRC ²	Ex-Mumbai	0.90mm / CTL, IS 513, CR1	21 Feb 17.56 IST	55,100	0	+1,500	+900
HR Plate ²	Ex-Mumbai	5-10mm, Gr E250 Br.	19 Feb 18.07 IST	49,000	0	+600	+500
GP ²	Ex-Mumbai	0.8mm / CTL, 120 GSM, IS277	20 Feb 18.23 IST	58,500	0	+1,000	+600
Silico Manganese ²	Ex-Raipur	25-150 mm, HC 60-14	24 Feb 18.48 IST	73,600	-100	+3,160	+8,480
Ferro Manganese ²	Ex-Raipur	25-150 mm, HC 70%	24 Feb 18.48 IST	76,000	0	+1,900	+9,360
Ferro Chrome ²	Ex-Jajpur	10-150mm, HC 60%, Si- 4%	21 Feb 10.39 IST	100,700	+1,200	+2,500	-6,575
Manganese Ore ²	Ex Balaghat, MOIL	Lumps, Mn 37%, Fe 7.5%	01 Feb 11.23 IST	15,660	+1,187	+1,187	NA
Chrome Ore ²	Ex-Odisha OMC, E-auction	Lumps, Friable 48-50%	19 Feb 15.44 IST	21,571	-2,052	NA	NA

*Basic Price GST @ 18% extra

1-Daily Assessment, 2-Weekly Assessment, 3-Monthly Assessment, W-O-W: Week On Week, 1M: Change over last month, 3M: Change over last 3 months

Iron Ore

Iron Ore (India)

Particular/Delivery	Size/Grade	Delivery	As On	Price	Change	1M	3M
Indian prices (in INR/MT)							
Odisha Iron Ore Index	0-5mm, Fe 57%	Ex-mines	20 Feb 18.12 IST	3,400	+ 150	0	- 200
	5-18 mm, Fe 63%, DR Grade	Ex-mines	22 Feb 13.31 IST	7,000	0	0	- 200
	10-30mm, Fe 63%, BF Grade	Ex-mines	22 Feb 13.31 IST	6,450	0	+ 50	- 150
	0-10 mm, Fe 63%	Ex-mines	22 Feb 13.31 IST	5,300	+ 150	0	- 300
	0-10mm, Fe 60%	Ex-mines	22 Feb 13.31 IST	4,550	+ 200	+ 150	- 200
	0-10mm, Fe 62%	Ex-mines	22 Feb 13.31 IST	5,000	+ 150	+ 100	- 250
	5-18 mm, Lumps, Fe 60%	Ex-mines	22 Feb 13.31 IST	6,200	+ 150	+ 50	- 200
	10-30 mm, lumps, Fe 60%	Ex-mines	22 Feb 13.31 IST	5,600	+ 50	0	- 50
OMC Kurmitar (Koira)	0 -5 mm, Fe 62-60%	Ex-Mines	19 Feb 11.33 IST	4,550	+ 250	+ 250	- 350
	10-40 mm, Fe 62%	Ex-Mines	19 Feb 11.33 IST	6,350	+ 100	+ 100	- 400
OMC Gandhamardan	0 -5 mm, Fe 62-60%	Ex-Mines	19 Feb 11.33 IST	4,600	+ 350	+ 350	- 200
	10-40 mm, Fe 62%	Ex-Mines	19 Feb 11.33 IST	6,000	+ 100	+ 100	0
OMC Daitari	0 -5 mm, Fe 62-64%	Ex-Mines	19 Feb 11.33 IST	5,250	+ 250	+ 250	- 150
	10-40 mm, Fe 62%	Ex-Mines	19 Feb 11.33 IST	6,200	+ 200	+ 200	- 700
OMC Guali	5-18 mm, Fe 62%	Ex-mines	19 Feb 11.33 IST	6,005	- 100	- 100	- 500
	Fines -5 mm, Fe 60-62%	Ex-mines	19 Feb 11.33 IST	4,700	0	0	- 200
OMC Jilling	5-18 mm, Fe 62%	Ex-mines	19 Feb 11.33 IST	8,000	- 100	- 100	+ 650
	Fines -5 mm, Fe 60-62%	Ex-mines	19 Feb 11.33 IST	5,100	+ 200	+ 200	+ 50
NMDC, Chhattisgarh	0 -10 mm, Fe 64%	F.O.R Siding	09 Jan 10.59 IST	5,060	NA	NA	- 150
	10-40 mm, Fe 67%, DR CLO	F.O.R Siding	09 Jan 10.59 IST	7,070	NA	NA	0
	10-150 mm, Fe 65.5%	F.O.R Siding	09 Jan 10.59 IST	5,870	NA	NA	- 100
	6-40 mm, Fe 65.5%	F.O.R Siding	09 Jan 10.59 IST	6,000	NA	NA	- 50
Chandrapur, Maharashtra	5-18 mm, Fe 63%	FOR Chandrapur	31 Jan 16.08 IST	9,250	0	0	- 500
	0-10mm, Fe 63%	FoR Ballarshah	31 Jan 16.08 IST	5,300	0	- 300	- 700
Ex-Bellary	0-10 mm, Fe 62%	Ex-Mines	20 Feb 18.25 IST	4,800	+ 300	0	- 400
	0-10 mm, Fe 57%	Ex-Mines	20 Feb 18.25 IST	2,700	- 150	- 200	- 400
	10-40 mm, Fe 62%	Ex-Mines	20 Feb 18.45 IST	6,050	NA	NA	NA
Karnataka e-auction	Lumps 10-40mm, Fe 63%	Ex-Mines	31 Jan 17.24 IST	4,550	- 50	- 50	+ 150
	Fines 0 -5 mm, Fe 60%	Ex-Mines	31 Jan 17.24 IST	3,400	- 200	- 200	0

Pellets (India)

Indian prices (in INR/MT)							
Ex-Barbil	6-20 mm, Fe 63%, (+/- 0.5%)	FOR Siding	21 Feb 18.35 IST	8,300	0	+ 400	+ 400
Ex-Durgapur	6-20 mm, Fe 63%, (+/- 0.5%)	Ex-Works	21 Feb 18.35 IST	9,300	0	+ 50	+ 150
Ex-Jamshedpur	6-20 mm, Fe 63%	Ex-Works	21 Feb 18.35 IST	9,000	0	+ 500	+ 400
Ex-Jharsugda	6-20 mm, Fe 63%, (+/- 0.5%)	Ex-Works	21 Feb 18.35 IST	8,750	- 100	+ 75	+ 250
Ex-Raipur	6-20 mm, Fe 63%, (+/- 0.5%)	Ex-Works	21 Feb 18.35 IST	9,800	0	+ 400	+ 700
Ex-Kandla	6-20 mm, Fe 64/63%	DAP	21 Feb 18.35 IST	11,300	0	0	+ 400
Ex-Bellary	6-20 mm, Fe 63%	Ex-Works	21 Feb 18.35 IST	10,800	- 100	0	+ 600

Weekly Assessment, GST @ 5% extra., Barbil and Kandla - Prices Loaded to Wagons

Concentrates (India)

Indian prices (in INR/MT)							
Ex-Jabalpur	-45 micron, Fe 63%	Ex-works	22 Feb 13.25 IST	4,600	0	0	- 400

Iron Ore (Global)

Global prices (in USD/MT)							
CNF China	Fines, Fe 61.5% (Australia Origin)	-	24 Feb 10.21 IST	\$107	- 1	+ 4	+ 4
CNF China	Fines, Fe 62% (Australia Origin)	-	24 Feb 10.21 IST	\$109	- 1	+ 4	+ 4
CNF China	Fines, Fe 62.5% (Brazil Origin)	-	24 Feb 17.18 IST	\$109	- 1	+ 2	+ 2
CNF China	Fines, Fines 63/62% (India origin)	-	24 Feb 17.18 IST	\$101	- 1	+ 2	+ 2

CNF China	Lumps, Fe 64/63% (South Africa Origin)	-	24 Feb 17.18 IST	\$107	-1	+3	+2
CNF China	Lumps, USD/dmtu	-	24 Feb 10.21 IST	\$0.154	-0.002	-0.0035	+0.017
CNF China	Fines, Fe 55% (India Origin)	-	24 Feb 17.49 IST	\$74	+1	+3.75	+3.5
CNF China	Fines, Fe 56% (India Origin)	-	24 Feb 17.49 IST	\$77	+1	+3.75	+3.5
CNF China	Fines, Fe 57% (India origin)	-	24 Feb 17.49 IST	\$80	+1	+3.75	+3.5
CNF India	Lumps, Fe 64% (South Africa origin)	-	19 Feb 18.16 IST	\$117	+1	+3	+2.5
FOB India	Fines, Fe 57% (India origin)	-	24 Feb 17.47 IST	\$69.5	+0.5	+2	+5.5

Prices on DMT basis (Daily Assessment) , India- Single Port Loading , FOB prices including demurrage , June to November: Moisture@ 10% , December to May: Moisture@ 8% , Or, actual moisture as per cargo certificate submitted by shipper to be adjusted

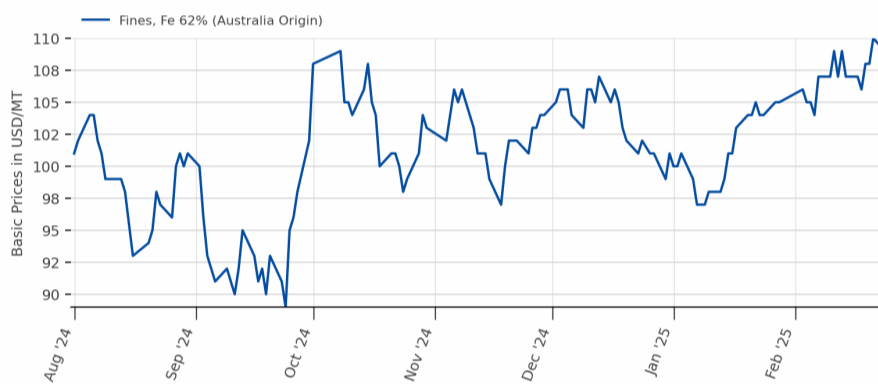
Pellets (Global)

Global prices (in USD/MT)

CNF China	6-20 mm, Fe 63% (India Origin)	-	21 Feb 18.28 IST	\$114.5	-0.5	+3	+1.25
	6-20 mm, Fe 65% (Brazil Origin)	-	19 Feb 18.14 IST	\$129	+1	+2	+4
FOB India	6-20 mm, Fe 63%	-	21 Feb 18.27 IST	\$104.5	-0.5	+2	+3.25
CNF China	5-20mm, Fe 63%	-	20 Feb 11.00 IST	\$7.3	-0.4	-0.9	-0.6
	6-20mm	-	20 Feb 11.00 IST	\$15.85	-0.5	-2.5	-1.85

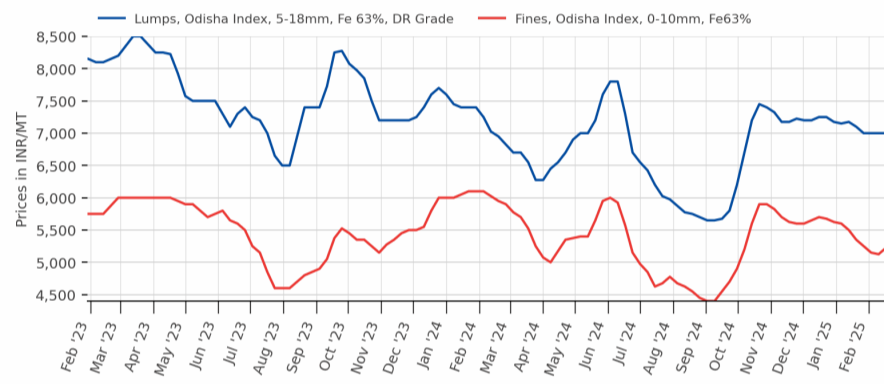
Note:- W-O-W: Week On Week, 1M: Change over last month, 3M: Change over last 3 months

Iron Ore Fines, CNF Rizhao China

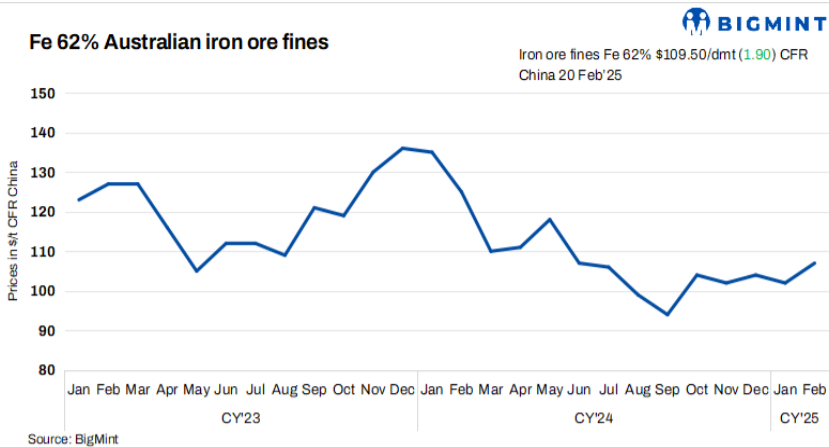


Source:BigMint

Odisha Iron Ore Price Index (Lumps & Fines)



Source:BigMint



China's iron ore spot price rises \$2/t d-o-d on economic optimism

2025-02-21

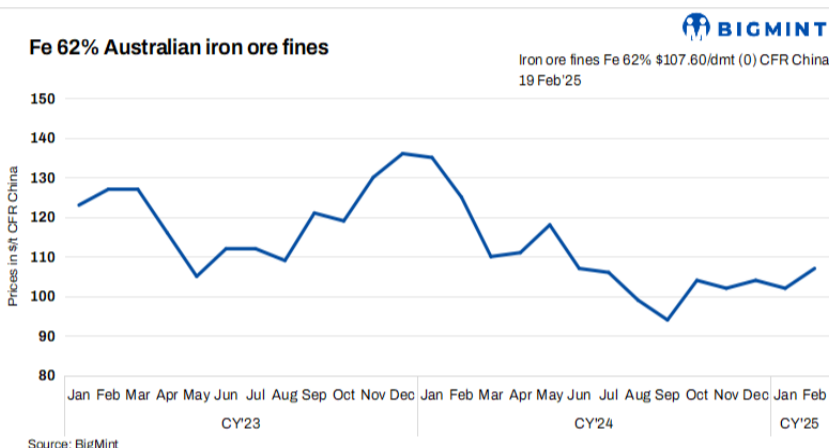
[READ MORE](#)



India: Over 15,000 t of iron ore tailings booked at SAIL-Barsua auction

2025-02-20

[READ MORE](#)



China: Iron ore spot prices remain firm d-o-d

2025-02-20

[READ MORE](#)

Snapshot of OMC iron ore lumps e-auction

Mines	Size (mm)	Fe (%)	Base price as on 17 Jan'25 (INR/t)	Bid price as on 17 Jan'25 (INR/t)	Base price as on 19 Feb'25 (INR/t)	Bid price as on 19 Feb'25 (INR/t)	Quantity offered as on 19 Feb'25 (t)	Quantity booked as on 19 Feb'25 (t)
Gandhamardan	10-40 (Block B)	62%	4,850	5,900	5,000	6,000	2,75,000	2,75,000
Koira	10-40	62%	5,250	6,250	5,400	6,350	80,000	80,000
Daitari	10-40	62%	5,200	6,000	5,350	6,200	1,00,000	1,00,000
Tiring Pahar	10-40	65%			7,000	7,300	4,000	4,000
	10-40	62%	6,450	8,800	6,800	7,000	30,000	30,000
Guali	5-18	62%	5,105	6,105	5,255	6,005	1,00,000	1,00,000
	18-40	62%	5,550	6,600	5,700	6,650	50,000	50,000
Jilling	5-18	62%	6,350	8,100	6,500	8,000	70,000	70,000
	18-40	62%	6,250	8,400	6,400	7,650	1,10,000	1,10,000
Apahatu quarry of Jilling	5-18	62%	5,250	7,250	5,400	6,700	65,000	65,000
	18-40	62%	5,150	6,550	5,300	6,300	90,000	90,000
Khandbandh	10-40	62%	6,150	7,850	6,300	7,350	35,000	35,000
	10-40	65%		7,400				
Banspani	10-40	62%	5,150	6,050	5,300	6,050	35,000	35,000
	10-40	62%	4,950	5,550	5,100	5,950	8,000	8,000
Unchabali	10-40	60%	4,700	4,800	4,850	5,300	8,000	8,000
	10-40	58%	3,950	4,500	4,100	4,950	8,000	8,000
Roida C	5-18	60%	5,050	7,000	5,200	6,600	30,000	30,000
	5-18	64%						
Total							10,98,000	10,98,000

Source: BigMint

India: Over 1 mnt of iron ore lumps fetch premium at OMC auction

2025-02-20

[READ MORE](#)

Snapshot of OMC iron ore fines e-auction

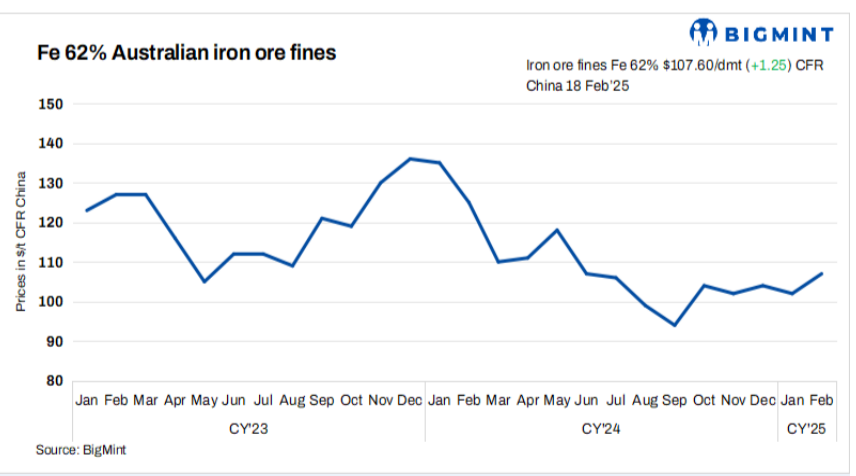
Mines	Size (mm)	Fe (%)	Base price as on 17 Jan'25 (INR/t)	Bid price as on 17 Jan'25 (INR/t)	Base price as on 19 Feb'25 (INR/t)	Bid price as on 19 Feb'25 (INR/t)	Quantity offered as on 19 Feb'25 (t)	Quantity booked as on 19 Feb'25 (t)
Gandhamardan	-10 (Block A)	60-62%	4,100	4,100				
	-10 (Block B)	60-62%	4,100	4,250				
	-10 (Block B)	55-58%						
	-10 (Block B)	51-55%						
Daitari	-10	60-62%	4,800	4,800	4,800	4,800	1,00,000	60,000
	-10	62-65%	5,000	5,000	5,200	5,250	1,50,000	1,50,000
Tiring Pahar	-10	60-62%	4,100	4,250	4,300	4,300	2,000	2,000
	-10	62-65%		4,700	4,700	4,900	8,000	8,000
Guali	-5	60-62%	4,200	4,700	4,400	4,700	1,90,000	1,90,000
	-5	62-65%		4,800		5,200	16,000	16,000
Jilling	-5	65(+)%						
	-5	60-62%	4,900	4,900	5,100	5,100	2,00,000	2,00,000
Koira	-5	55-58%	2,800		3,150	3,150	45,000	4,000
	-10	62-65%			3,700	3,700	35,000	20,000
Khandbandh	-10	60-62%	4,100	4,300	4,300	4,550	1,75,000	1,75,000
	-10	62-65%	4,400	5,000	4,700	4,950	60,000	60,000
Banspani	-10	60-62%	4,100	4,250	4,300	4,750	50,000	50,000
	-10	55-58%	2,400	2,550				
Unchabali	-10	60-62%	4,400	4,400	4,600	4,650	45,000	45,000
	-5	65(+)%	4,700	4,800	5,000	5,150	32,000	32,000
Roida C	-5	55-58%	2,300	3,150	3,150	3,200	4,000	4,000
	-10	58-60%	3,500	3,900	3,700	3,750	25,000	25,000
Total							15,19,000	14,23,000

Source: BigMint

India: Bid prices climb by INR 250/t m-o-m in OMC's iron ore fines auction

2025-02-19

[READ MORE](#)



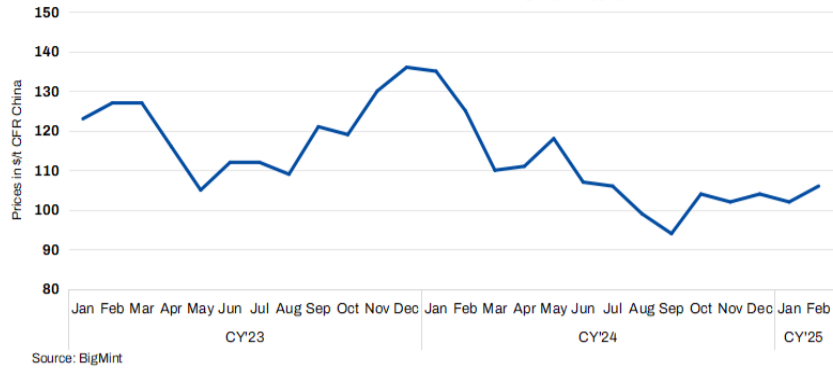
China: Iron ore spot prices rise by \$1/t d-o-d with improved steel production

2025-02-19

[READ MORE](#)

Fe 62% Australian iron ore fines

Iron ore fines Fe 62% \$106.35/dmt (-0.45) CFR China 17 Feb '25



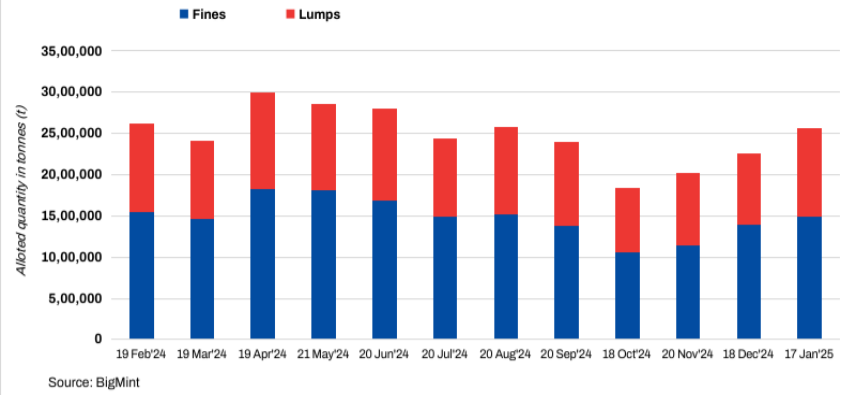
China: Iron ore spot prices fall for 3rd consecutive day

2025-02-18

[READ MORE](#)

Sales volume in OMC iron ore e-auction

BIGMINT



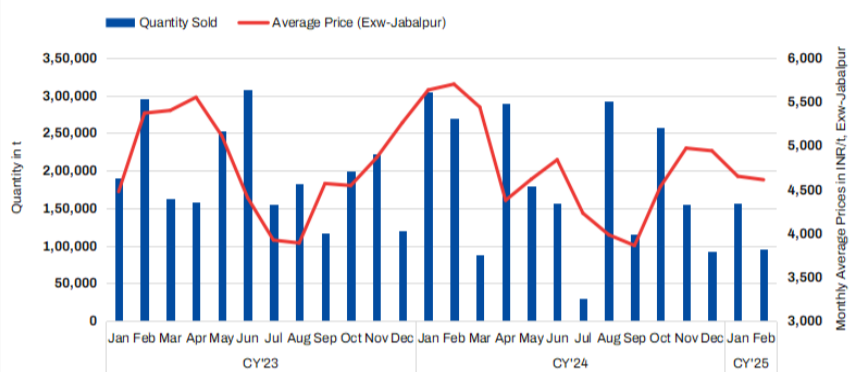
India: OMC raises base price for Feb'25 iron ore auction

2025-02-17

[READ MORE](#)

BigMint iron ore concentrate index

BIGMINT



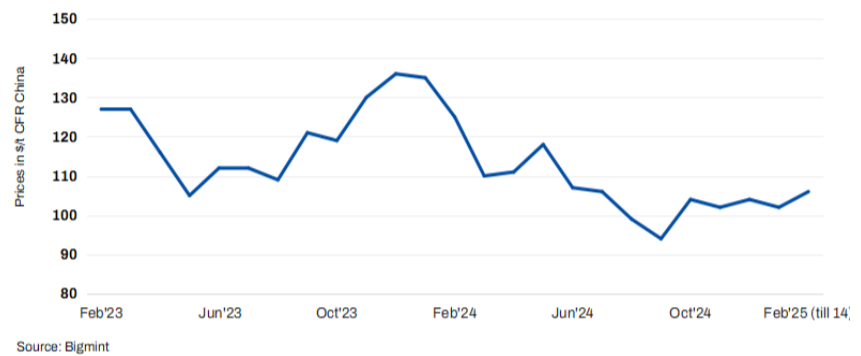
India: Iron ore concentrate prices stable even as market awaits key price revision

2025-02-15

[READ MORE](#)

Fe 62% Australian iron ore fines

Iron ore fines Fe 62% \$106.80/dmt (-0.35) CFR China 14 Feb'25



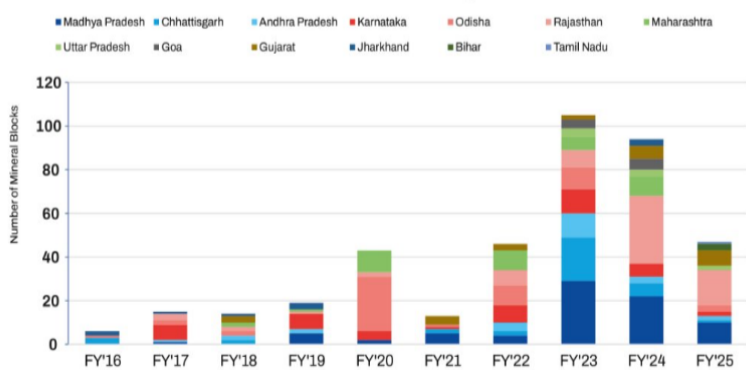
China: Iron ore spot prices remain stable d-o-d

2025-02-15

[READ MORE](#)

India's State-wise Mineral Auction Summary (as of 19 Aug'24)

BIGMINT



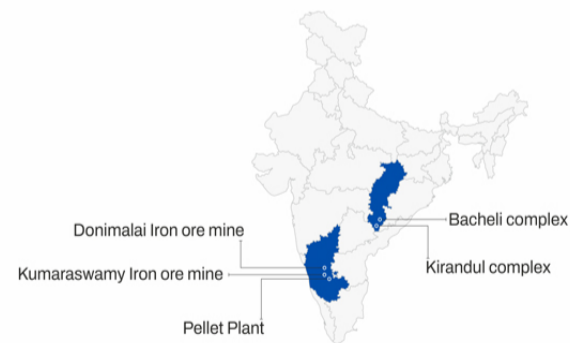
India: Agravanshi wins Curpem and Sulcorna Mineral Block-XI in Goa auction

2025-02-14

[READ MORE](#)

NMDC's iron ore Mines location

BIGMINT



India: Over 90% of offered quantity fails to fetch bids at NMDC Chhattisgarh's iron ore auction

2025-02-14

[READ MORE](#)

Coal

Non Coking (India)

Particular/Delivery	Size/Grade	Delivery	As On	Price	Change	1M	3M
Indian prices (in INR/MT)							
Ex-Gangavaram	RB2 (5500 NAR), S.Africa	Ex-Port	24 Feb 16.45 IST	8,500	0	-250	-1,000
	RB3 (4800 NAR), South Africa	Ex-Port	24 Feb 16.45 IST	7,150	0	-100	-450

Met Coke (India)

Indian prices (in INR/MT)							
Ex-Jajpur	25-90 mm, Blast Furnace-grade	Ex-Yard	19 Feb 16.45 IST	34,000	0	0	+1,300
Ex-Gandhidham	25-90 mm, Blast Furnace-grade	Ex-Yard	19 Feb 16.45 IST	31,200	-800	-300	+1,700

Coking (Global)

Global prices (in USD/MT)							
CNF India	0-40mm, HCC 64 Mid Vol, Australia	-	24 Feb 10.38 IST	\$157	0	-5	-22.8
	0-40mm, Premium HCC, Australia	-	24 Feb 10.38 IST	\$203	0	+6	-13.2
	Low Vol PCI, Australia	-	24 Feb 10.38 IST	\$154	0	-4	-15.8
FOB Australia	0-40mm, Low Vol PCI	-	24 Feb 10.39 IST	\$140	0	-7	-16.6
	HCC 64 Mid Vol	-	24 Feb 10.39 IST	\$143	0	-8	-23.6
	Premium HCC	-	24 Feb 10.39 IST	\$189	0	+3	-14

Non Coking (Global)

Global prices (in USD/MT)							
CNF India	RB1 (6000 NAR), S.Africa	-	24 Feb 13.53 IST	\$102	0	-2.2	-14.8
	RB2 (5500 NAR), S.Africa	-	24 Feb 13.53 IST	\$91	0	-0.4	-12.2
	RB3 (4800 NAR), S.Africa	-	24 Feb 13.53 IST	\$70	0	-2.2	-13.4
FOB South Africa	RB1 (6000 NAR)	-	24 Feb 13.53 IST	\$90.5	-0.5	-2.7	-10.5
	RB2 (5500 NAR)	-	24 Feb 13.53 IST	\$79.5	-0.5	-0.9	-9.3
	RB3 (4800 NAR)	-	24 Feb 13.53 IST	\$58.5	-0.5	-2.7	-11

Met Coke (Global)

Global prices (in USD/MT)							
FOB China	25-90mm, 64% CSR	-	20 Feb 16.47 IST	\$227	-5	-18	-29
CNF India	25-90mm, 64% CSR, China	-	20 Feb 17.02 IST	\$245	-5	-18	-25
	64% CSR, Japan origin	-	12 Dec 17.11 IST	\$354	0	NA	0

Note:- W-O-W: Week On Week, 1M: Change over last month, 3M: Change over last 3 months

Scrap & Metallic

Sponge (India)

Region	Particular	Sponge Iron (C-DRI)				Pellet Sponge (P-DRI)			
		Price	Change	W-O-W	1M	Price	Change	W-O-W	1M
Indian prices (in INR/MT) As on 24 Feb 2025									
North India	Mandi Gobindgarh	30,700	+ 100	+ 300	+ 300	-	-	-	-
East India	Durgapur	26,800	+ 100	+ 400	- 400	24,600	+ 150	+ 400	- 400
East India	Rourkela	26,100	+ 200	+ 300	+ 100	-	-	-	-
Central India	Raigarh	26,600	+ 250	+ 500	+ 200	24,600	+ 250	+ 500	+ 350
Central India	Raipur	29,100	+ 100	- 200	- 600	24,850	+ 250	+ 350	- 50
South India	Bellary	26,500	+ 200	0	+ 100	25,800	+ 350	+ 250	+ 450
Eastern India	Ramgarh	26,750	+ 50	+ 250	- 250	24,650	+ 150	+ 350	- 50
East India	Jharsugda	-	-	-	-	23,700	+ 200	0	+ 100
South India	Chennai	-	-	-	-	26,200	+ 200	- 100	+ 900
South India	Hyderabad	-	-	-	-	26,650	+ 350	+ 300	+ 550

All prices are basic, GST extra.

Pig Iron (India)

Particular/Delivery	Size/Grade	Delivery	As On	Price	Change	1M	3M
Indian prices (in INR/MT)							
DAP-Ludhiana	Steel Grade	DAP	24 Feb 17.35 IST	37,500	+ 500	+ 2,200	+ 600
Ex-Bokaro	Steel Grade	Ex-Plant,Bokaro	20 Feb 13.25 IST	30,700	- 650	- 650	- 4,300
Ex-Burnpur	Steel Grade	Ex-Plant,Burnpur	31 May 16.00 IST	40,500	- 2,500	0	0
Ex-Durgapur	Steel Grade	Ex-Works	24 Feb 17.35 IST	33,550	+ 550	+ 250	+ 400
		Ex-Plant,Durgapur	01 Jan 17.35 IST	32,900	+ 500	0	- 2,700
Ex-Rourkela	Steel Grade	Ex-Plant,Rourkela	22 Feb 10.53 IST	32,600	- 200	- 200	- 2,400
Ex-Bhilai	Steel Grade	Ex-Plant,Bhilai	13 Jan 17.44 IST	31,600	+ 450	0	- 1,900
DAP-Raigarh	Steel Grade	DAP	24 Feb 17.35 IST	33,850	+ 350	+ 600	+ 1,400
DAP-Raipur	Steel Grade	DAP	24 Feb 17.35 IST	33,700	+ 600	+ 1,150	+ 1,150
DAP-Hyderabad	Steel Grade	DAP	24 Feb 13.27 IST	33,700	+ 100	+ 400	- 1,100
DAP-Delhi	Foundry Grade	DAP	24 Feb 13.15 IST	39,800	+ 500	+ 800	- 400
DAP-Ludhiana	Foundry Grade	DAP	24 Feb 13.15 IST	39,800	+ 800	+ 1,500	- 800
Ex-Durgapur	Foundry Grade	Ex-Works	24 Feb 13.15 IST	37,500	0	0	- 2,500
Ex-Kharagpur	Foundry Grade	Ex-Works	24 Feb 13.15 IST	37,500	0	0	- 2,500
DAP-Ahmedabad	Foundry Grade	DAP	24 Feb 13.15 IST	40,300	0	0	- 3,700
DAP-Kolhapur	Foundry Grade	DAP	24 Feb 13.15 IST	42,500	0	+ 200	- 1,800
DAP-Coimbatore	Foundry Grade	DAP	24 Feb 13.15 IST	42,500	0	0	- 1,500

Indian pig iron price assessment frequency has been increased from weekly to daily basis.

Re - Rolling Scrap (India)

Indian prices (in INR/MT)							
Ex-Alang	19-22mm(12 ANE), Ship Breaking	Ex-Yard	24 Feb 10.59 IST	38,900	+ 100	- 1,100	- 900
	15-18mm(10 ANE), Ship Breaking	Ex-Yard	24 Feb 10.59 IST	38,900	+ 100	- 1,100	- 900
	1 Inch, Ship Breaking	Ex-Yard	24 Feb 10.59 IST	38,900	+ 100	- 1,100	- 900
	12-14mm(8 ANE), Ship Breaking	Ex-Yard	24 Feb 10.59 IST	38,400	+ 100	- 1,100	- 900
	5-10 KG, Ship Breaking	Ex-Yard	24 Feb 10.59 IST	37,400	+ 100	- 1,600	- 1,600
	9-11mm(6 ANE), Ship Breaking	Ex-Yard	24 Feb 10.59 IST	37,100	+ 100	- 900	- 900
	2-5 KG, Ship Breaking	Ex-Yard	24 Feb 10.59 IST	36,100	+ 100	- 1,900	- 1,900
	6-8mm(4 ANE), Ship Breaking	Ex-Yard	24 Feb 10.59 IST	35,400	+ 100	- 1,600	- 1,600
	1-2 KG, Ship Breaking	Ex-Yard	24 Feb 10.32 IST	34,700	+ 300	- 500	- 1,500
	Attachment, Ship Breaking	Ex-Yard	24 Feb 10.32 IST	34,500	+ 300	- 500	- 1,500
	HMS(80:20), Ship Breaking	Ex-Yard	24 Feb 10.32 IST	33,000	+ 300	- 500	- 1,500

Melting Scrap (India)

Particular/Delivery	Size/Grade	Delivery	As On	Price	Change	1M	3M
Indian prices (in INR/MT)							
Ex-Ludhiana	CR Busheling (Loose)	DAP	24 Feb 17.27 IST	37,000	+100	-1,000	+500
	Turning Boring Scrap	DAP	24 Feb 17.27 IST	33,500	+300	-200	+1,200
	End Cutting	DAP	24 Feb 17.27 IST	36,000	+100	-1,000	+700
	CI Scrap, Mixed Size	DAP	24 Feb 17.27 IST	36,000	0	0	-1,500
Ex-Mandi	CR Busheling (Loose)	DAP	24 Feb 17.27 IST	37,500	+200	-700	+700
	HMS(80:20)	DAP	24 Feb 17.27 IST	33,700	+300	-400	+500
	LMS (Light Melting Scrap)	DAP	24 Feb 17.27 IST	31,900	+300	-300	+500
	End Cutting	DAP	24 Feb 17.27 IST	36,500	+200	-700	+900
Ex-Durgapur	HMS(80:20)	DAP	24 Feb 17.27 IST	33,150	+250	+150	+250
Ex-Raipur	HMS(80:20)	DAP	24 Feb 17.27 IST	32,700	+400	0	+1,100
	End Cutting	DAP	24 Feb 17.27 IST	34,700	+400	0	+1,100
Ex-Ahmedabad	HMS(80:20)	DAP	24 Feb 17.27 IST	32,200	+200	-300	-500
	CR Busheling (Bundle)	DAP	24 Feb 17.27 IST	36,700	0	-100	-300
Ex-Alang	HMS(80:20)	Ex-Yard	24 Feb 17.27 IST	33,000	+300	-500	-1,500
Ex-Jalna	CR Busheling (Loose)	DAP	24 Feb 17.27 IST	34,700	0	+300	-300
	HMS(80:20)	DAP	24 Feb 17.27 IST	31,700	0	+300	-300
Ex-Mumbai	HMS(80:20)	DAP	24 Feb 17.27 IST	32,600	+100	+800	+300
Ex-Chennai	Turning Boring Scrap	DAP	24 Feb 17.27 IST	29,400	0	-300	-1,700
	HMS(90:10)	DAP	24 Feb 17.27 IST	32,000	0	-600	-2,100
	HMS(80:20)	DAP	24 Feb 17.27 IST	30,400	0	-300	-1,600
	CR Busheling (Bundle)	DAP	24 Feb 17.27 IST	33,600	0	-700	-2,000
Ex-Coimbatore	CI Scrap, Mixed Size	DAP	24 Feb 17.27 IST	35,500	0	+700	-900
Ex-Hyderabad	HMS(90:10)	DAP	24 Feb 17.27 IST	32,500	+500	+500	+700
	HMS(80:20)	DAP	24 Feb 17.27 IST	31,500	+500	+1,000	+1,200
Ex-Bhilai	9-13 Meters, 60 KG	Ex-works	23 Sep 19.00 IST	41,000	0	-2,700	-150

Mill Scale (India)

Indian prices (in INR/MT)							
Ex Plant, Raipur	Fines, Fe 70/68%	EXW	22 Feb 13.28 IST	6,300	+200	-200	-1,000
Ex-Jalna	Fines, Fe 68-70%	EXW	19 Feb 18.50 IST	5,500	+50	+300	NA
Ex-Kandla	Fines, Fe 70/68%	DAP	22 Feb 13.28 IST	7,450	+50	+350	+500

Sponge Iron (Global)

Particular/Delivery	Size/Grade	Delivery	As On	Price	Change	1M	3M
Global prices (in USD/MT)							
CNF Bangladesh	FeM 80% (+/-1), 100% lumps	-	20 Feb 17.25 IST	\$342	+4	+5	-15
CNF Nepal	Mix (70% lumps, 30% fines), FeM 80% (+/-1)	-	20 Feb 17.25 IST	\$340	-3	+2	-6

Melting Scrap (Global)

Global prices (in USD/MT)							
FOB Europe	HMS 80:20 (Bulk)	-	19 Feb 17.03 IST	\$332	-1	+13	+22
FOB USA	HMS 80:20	-	24 Feb 17.19 IST	\$336	0	+13.6	+22.4
	Shredded	-	24 Feb 17.19 IST	\$356	0	+13.6	+22.4
CNF Bangladesh	H2 (Bulk, Japan origin)	-	19 Feb 17.58 IST	\$352	+2	+2	-8
	HMS 80:20 (Bulk, US Origin)	-	19 Feb 17.58 IST	\$363	+3	+4	-7
	HMS 80:20 (Containers, Europe Origin)	-	24 Feb 18.09 IST	\$365	-2	-0.2	-5.4
	Shredded (Containers, UK Origin)	-	24 Feb 18.09 IST	\$383	-1	-0.4	+0.2
CNF China	H2	-	24 Feb 13.06 IST	\$358	0	+13	+8.8
	HMS 80:20 (Bulk)	-	24 Feb 13.06 IST	\$318	0	0	-10
	Shredded	-	24 Feb 13.06 IST	\$385	0	0	-10
CNF India	HMS 80:20 (Europe Origin, Containers)	-	24 Feb 18.09 IST	\$348	+1	-6.8	-11.4
	HMS 80:20 (West Africa Origin, Containers)	-	24 Feb 18.09 IST	\$350	0	-7	-9.25
	HMS 80:20 (West Africa Origin, Containers)	-	24 Feb 18.09 IST	\$355	0	-4.6	-8.4
	Shredded (Europe Origin, Containers)	-	24 Feb 18.09 IST	\$375	+2	+1.2	-4.6
	Shredded (US Origin, Containers)	-	24 Feb 18.09 IST	\$375	+2	+3.6	-4.2
CNF Pakistan	Shredded (Containers, Europe Origin)	-	24 Feb 18.09 IST	\$384	+1	+2	+2.8
CNF Taiwan	HMS 80:20 (US Origin, Containers)	-	19 Feb 12.32 IST	\$313	+3	NA	+13
CNF Thailand	HMS 70:30	-	29 Jan 17.41 IST	\$352	+2	NA	NA

CNF Turkey	HMS 80:20 (Bulk, US Origin)	-	24 Feb 18.09 IST	\$358	0	+13	+20
CNF Vietnam	H2, (Bulk, Japan origin)	-	24 Feb 18.09 IST	\$322	+7	+7	-11
	HMS 80:20 (Bulk, US Origin)	-	24 Feb 18.09 IST	\$352	+2	+12	-8

Pig Iron (Global)

Particular/Delivery	Size/Grade	Delivery	As On	Price	Change	1M	3M
Global prices (in USD/MT)							
FOB Black Sea	Steel Grade	-	22 Feb 11.23 IST	\$335	+8	+7	+10
FOB Brazil	Steel Grade	-	22 Feb 11.23 IST	\$428	+16	+21	-4
CNF Italy	Steel Grade	-	22 Feb 11.26 IST	\$372	+8	+6	-1

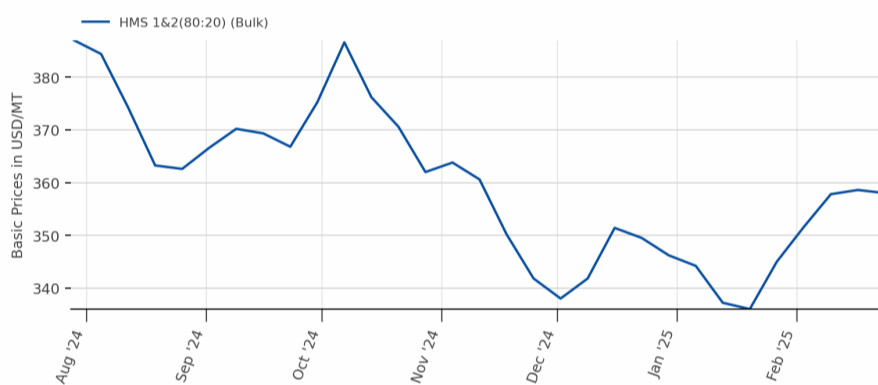
Weekly Assessment,, *Tender Prices in export

Ship Breaking (Global)

Global prices (in USD/MT)							
CNF Bangladesh	Containers	-	18 Feb 12.15 IST	\$470	-5	-10	-30
	Tanker	-	18 Feb 12.15 IST	\$460	-5	-10	-30
CNF India	Containers	-	18 Feb 12.15 IST	\$465	-5	-10	-25
	Tanker	-	18 Feb 12.15 IST	\$455	-5	-10	-25
CNF Pakistan	Containers	-	18 Feb 12.15 IST	\$460	-10	-10	-20
	Tanker	-	18 Feb 12.15 IST	\$450	-10	-10	-20
CNF Turkey	Containers	-	18 Feb 12.15 IST	\$300	0	-30	-50
	Tanker	-	18 Feb 12.15 IST	\$290	0	-30	-50

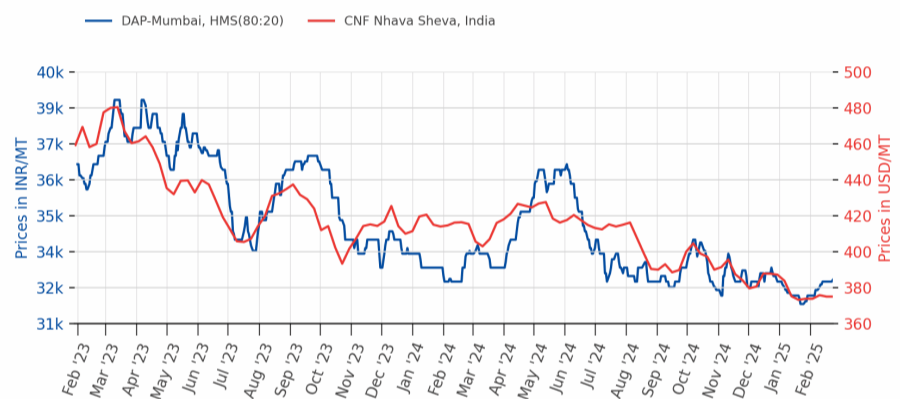
Note:- W-O-W: Week On Week, 1M: Change over last month, 3M: Change over last 3 months

Melting Scrap, CNF Turkey



Source:BigMint

Melting Scrap DAP Mumbai/CNF India



Source:BigMint

Scrap & Metallic News

Vietnam : H2 scrap price trend

— H2 Scrap, Bulk, Japan Origin

Source : BigMint | Last updated : 24-02-2025

Vietnam: Bulk scrap import prices rise by up to \$7/t w-o-w but buyers cautious amid dull construction demand

2025-02-24 [READ MORE](#)

South Asia: UK/Europe origin shredded scrap price trend

— India — Pakistan — Bangladesh — Turkiye, HMS 80:20, US Origin

Source : BigMint | Last updated : 24-02-2025

South Asia: Imported ferrous scrap markets face pressure; buyers in Pak, B'desh wary ahead of Ramadan

2025-02-24 [READ MORE](#)

India Sponge iron price & Trade volume

— Bellary (PDR) — Raipur (PDR) — Durgapur (PDR) — Bellary — Raipur — Durgapur — Ramgarh — Ramgarh (PDR)

Source : BigMint Research

India: Sponge iron prices rise on moderate trading - 24 Feb

2025-02-24 [READ MORE](#)

India: Melting scrap index DAP-Mandi Gobindgarh (End Cutting vs Billet)

— End Cutting Scrap — Billet, 100x100mm — Spread(RHS)

End Cutting - INR 36,500/t (+200)

Source : BigMint | Last updated : 24-02-2025

India: BigMint's scrap index gains INR 200/t d-o-d as steel demand shows slight improvement - 24 Feb

2025-02-24 [READ MORE](#)

India: Sponge iron Export Trade Vs Prices

— Trade volume (Nepal) — Trade volume (Bangladesh) — CDRI (mix), CPT Raxaul, Nepal — CDRI, CPT Benapole, Bangladesh

Source : BigMint Research, Grade - FeM 80% (+/-1)

India's sponge iron export prices soften in recent deals

2025-02-21 [READ MORE](#)

Japan: Tokyo Steel H2 scrap purchase price trend

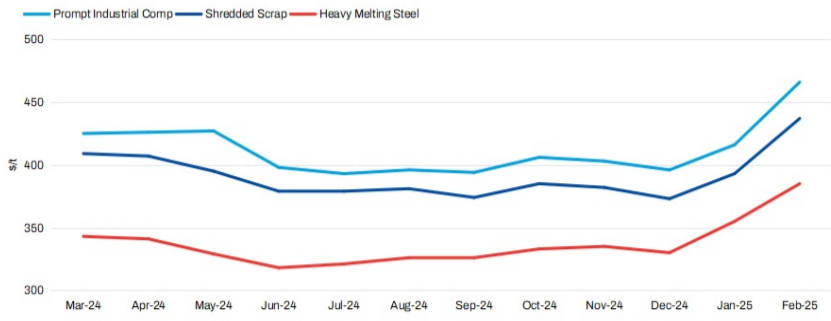
— Tahara Plant — Utsunomiya Plant — Okayama Plant

Source: BigMint | Last update: 20-02-25

Japan: Tokyo Steel raises scrap procurement prices by JPY 1,000/t (\$7/t) at Kansai plant

2025-02-21 [READ MORE](#)

RMDAS: Total US regional spot market prices



Source: RMDAS

US: RMDAS ferrous scrap index sees uptrend in Feb'25

2025-02-21

[READ MORE](#)

SAIL Bokaro pig iron auction summary

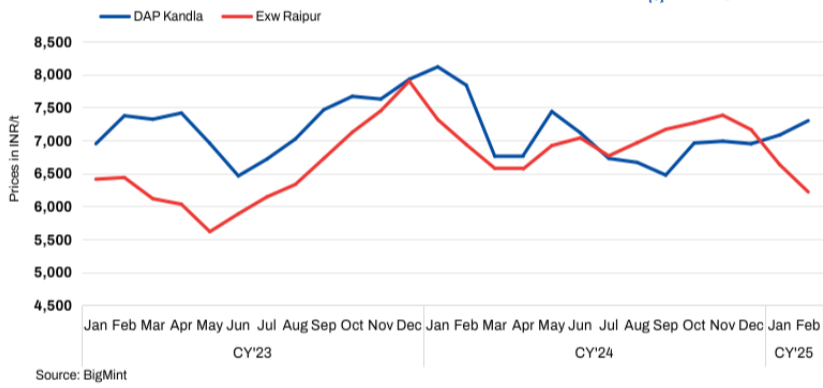


India: Entire quantity of pig iron sold at latest SAIL-BSL auction

2025-02-20

[READ MORE](#)

Domestic mill scale prices



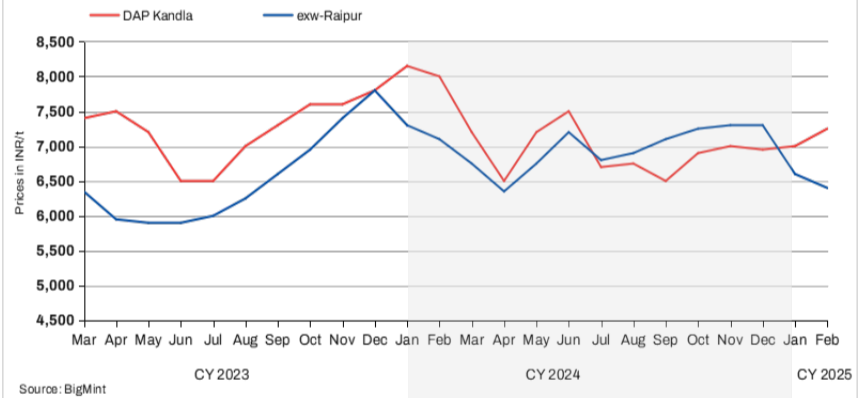
Source: BigMint

India: Mill scale prices remain largely firm in key markets

2025-02-19

[READ MORE](#)

India: Domestic mill-scale prices



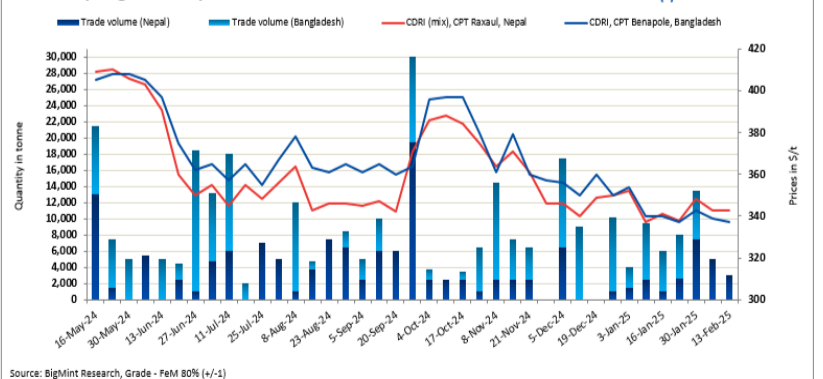
Source: BigMint

India: Mill scale prices exhibit mixed trends in key markets

2025-02-15

[READ MORE](#)

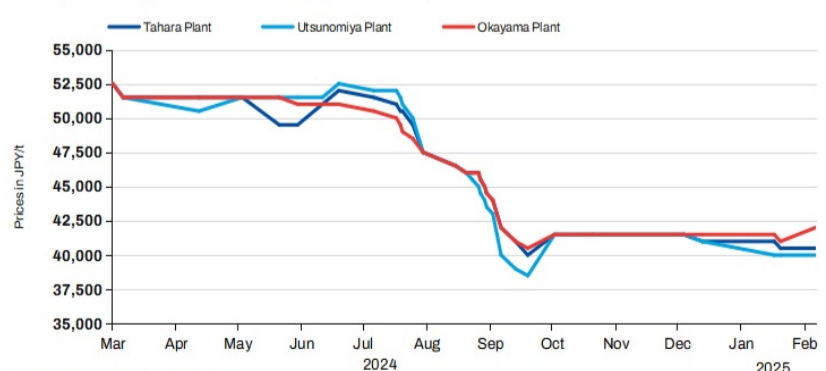
India: Sponge iron Export Trade Vs Prices



Source: BigMint Research, Grade - FeM 80% (+/-1)

India: Sponge iron export offers edge down by \$1/t

Japan: Tokyo Steel H2 scrap purchase price trend



Source: BigMint | Last update: 13-02-25

Japan: Tokyo Steel raises scrap procurement

w-o-w for Bangladesh amid limited buying

2025-02-14

[READ MORE](#)

prices by up to JPY 1,500/t (\$10/t)

2025-02-13

[READ MORE](#)

Steel

Ingot/Billet (India)

Region	Particular	INGOT				BILLET			
		Price	Change	W-O-W	1M	Price	Change	W-O-W	1M
Indian prices (in INR/MT) As on 24 Feb 2025									
North India	Ghaziabad	41,700	+ 200	+ 400	- 300	-	-	-	-
North India	Ludhiana	43,100	+ 300	+ 550	- 300	-	-	-	-
North India	Mandi Gobindgarh	42,400	+ 200	+ 500	- 300	42,400	+ 200	+ 500	- 300
North India	Muzaffarnagar	41,900	+ 300	+ 400	- 200	-	-	-	-
East India	Rourkela	37,550	+ 250	+ 150	- 100	38,300	+ 350	+ 400	0
Central India	Raigarh	38,800	+ 300	+ 500	+ 400	39,200	+ 300	+ 600	+ 400
Central India	Raipur	39,350	+ 450	+ 650	+ 500	39,800	+ 450	+ 700	+ 400
West India	Ahmedabad	41,700	+ 500	+ 800	+ 300	42,800	+ 500	+ 800	+ 300
West India	Jaipur	41,500	+ 200	+ 300	0	-	-	-	-
West India	Mumbai	42,400	+ 200	+ 500	+ 1,000	42,900	+ 100	+ 400	+ 800
East India	Durgapur	-	-	-	-	39,500	+ 200	+ 500	- 350
East India	Kolkata	-	-	-	-	40,200	+ 200	+ 500	- 350
West India	Bhavnagar	-	-	-	-	42,400	+ 300	+ 700	+ 400
West India	Goa	-	-	-	-	40,800	0	- 700	+ 300
West India	Jalna	-	-	-	-	42,000	+ 200	+ 400	+ 200
South India	Chennai	-	-	-	-	42,000	0	0	+ 700
South India	HINDPUR	-	-	-	-	41,800	+ 300	+ 300	+ 100
South India	Hyderabad	-	-	-	-	41,000	0	+ 300	+ 500
Eastern India	Ramgarh	-	-	-	-	39,500	+ 300	+ 500	0

All prices are basic, GST @ 18% extra. Ingot - 3.5"*4.5", Commercial Grade, Billet - 100*100

Rebar (India)

Particular/Delivery	Size/Grade	Delivery	As On	Price	PRICE @ 18%GST	Change	1M	3M
Indian prices (in INR/MT)								
Exy-Delhi/NCR	12-32mm, BF Route, IS 1786 Fe 550D	Ex-Yard	21 Feb 17.32 IST	52,700	62,200	+ 100	+ 1,700	- 1,100
	12-32mm, BF Route, IS 1786 Fe 500D	Ex-Yard	21 Feb 17.32 IST	52,700	62,200	+ 100	+ 1,700	- 1,100
Exy-Durgapur	12-32mm BF Route, IS 1786 Fe 550D	Ex-Yard	21 Feb 17.32 IST	50,800	59,900	- 200	0	- 2,100
	12-32mm BF Route, IS 1786 Fe 500D	Ex-Yard	21 Feb 17.32 IST	50,800	59,900	- 200	0	- 2,100
Exy-Ahmedabad	12-32mm BF Route, IS 1786 Fe 500D	Ex-Yard	21 Feb 17.32 IST	52,300	61,700	0	+ 700	- 1,900
	12-32mm BF Route, IS 1786 Fe 550D	Ex-Yard	21 Feb 17.32 IST	52,300	61,700	0	+ 700	- 1,900
Exy-Mumbai	12-32mm, BF Route, IS 1786 Fe 500D	Ex-Yard	21 Feb 17.32 IST	52,600	62,100	- 100	+ 400	- 1,400
	12-32mm, BF Route, IS 1786 Fe 550D	Ex-Yard	21 Feb 17.32 IST	52,600	62,100	- 100	+ 400	- 1,400
Exy-Bangalore	12-32mm, BF Route, IS 1786 Fe 500D	Ex-Yard	21 Feb 17.32 IST	51,500	60,800	+ 100	+ 300	- 2,800
	12-32mm, BF Route, IS 1786 Fe 550D	Ex-Yard	21 Feb 17.32 IST	51,500	60,800	+ 100	+ 300	- 2,800
Exy-Chennai	12-32mm, BF Route, IS 1786 Fe 500D	Ex-Yard	21 Feb 17.32 IST	51,000	60,200	+ 100	+ 300	- 3,400
	12-32mm, BF Route, IS 1786 Fe 550D	Ex-Yard	21 Feb 17.32 IST	51,000	60,200	+ 100	+ 300	- 3,400
Exy-Hyderabad	12-32mm, BF Route, IS 1786 Fe 500D	Ex-Yard	21 Feb 17.32 IST	51,200	60,400	+ 100	+ 1,000	- 2,300
	12-32mm, BF Route, IS 1786 Fe 550D	Ex-Yard	21 Feb 17.32 IST	51,200	60,400	+ 100	+ 1,000	- 2,300
Indian prices (in INR/MT)								
Ex-Delhi/NCR	12-25mm, IF Route, Fe 500, IS 1786	Ex-Works	24 Feb 13.32 IST	46,600	55,000	+ 300	+ 900	+ 2,200
Ex-Jaipur	12-25mm IF route, Fe 500, IS 1786	Ex-Works	24 Feb 13.32 IST	44,900	53,000	+ 300	- 300	+ 1,500
Ex-Mandi Gobindgarh	12-25mm, IF Route, Fe 500, IS 1786	Ex-Works	24 Feb 13.32 IST	46,900	55,300	+ 100	- 100	+ 1,100
Ex-Muzaffarnagar	12-25mm, IF Route, Fe 500, IS 1786	Ex-Works	24 Feb 13.32 IST	45,700	53,900	+ 500	0	+ 2,900
Ex-Durgapur	12-25mm, IF Route, Fe 500D, IS 1786	Ex-Works	24 Feb 17.31 IST	45,300	53,500	+ 200	+ 500	+ 3,000
	12-25mm, IF Route, Fe 500, IS 1786	Ex-Works	24 Feb 17.31 IST	43,200	51,000	+ 200	+ 500	+ 3,000
Ex-Rourkela	12-25mm, IF Route, Fe 500, IS 1786	Ex-Works	24 Feb 13.32 IST	43,000	50,700	+ 300	+ 1,000	+ 2,000
	12-25mm, IF Route, Fe 500D, IS 1786	Ex-Works	24 Feb 13.32 IST	46,800	55,200	0	+ 1,000	+ 1,800
Ex-Raigarh	12-25mm, IF Route, Fe 500, IS 1786	Ex-Works	24 Feb 13.32 IST	43,000	50,700	+ 300	+ 1,000	+ 2,200
Ex-Raipur	12-25mm, IF Route, Fe 500D, IS 1786	Ex-Works	24 Feb 13.32 IST	46,300	54,600	+ 300	+ 1,200	+ 1,700
	12-25mm, IF Route, Fe 500, IS 1786	Ex-Works	24 Feb 17.31 IST	43,000	50,700	+ 300	+ 900	+ 1,600
Ex-Ahmedabad	12-25mm, IF Route, Fe 500, IS 1786	FOR	24 Feb 13.32 IST	47,000	55,500	+ 300	0	+ 1,600

Ex-Goa	12-25mm, IF Route, Fe 500, IS 1786	Ex-Works	24 Feb 13.32 IST	47,600	56,200	+ 300	+ 1,600	+ 1,200
Ex-Jalna	12-25mm, IF Route, Fe 500, IS 1786	Ex-Works	24 Feb 13.32 IST	47,300	55,800	+ 200	+ 500	+ 1,300
Ex-Mumbai	12-25mm, IF Route, Fe 500, IS 1786	Ex-Works	24 Feb 13.32 IST	48,800	57,600	+ 100	+ 1,800	+ 2,300
Ex-Bangalore	12-25mm, IF Route, Fe 550D, IS 1786	Ex-Works	24 Feb 13.32 IST	49,400	58,300	0	+ 200	- 200
	12-25mm, IF Route, Fe 550, IS 1786	Ex-Works	24 Feb 13.32 IST	47,000	55,500	0	+ 300	+ 400
Ex-Chennai	12-25mm, IF Route, Fe 500, IS 1786	Ex-Works	24 Feb 13.32 IST	46,000	54,300	0	+ 200	0
Ex-Hyderabad	12-25mm, IF Route, Fe 500, IS 1786	Ex-Works	24 Feb 13.32 IST	45,000	53,100	+ 700	+ 1,000	+ 1,500
Ex-Patna	12-25mm IF route, Fe 500, IS 1786	Ex-Works	24 Feb 13.32 IST	44,000	51,900	+ 300	+ 700	+ 3,200

Structure (Medium & Small Scale Producers) (India)

Region/Zone	Particular	40 ANGLE	Change	1M	75 CHANNEL	Change	1M	200 BEAM	Change	1M
Indian prices (in INR/MT)										
North India	Ghaziabad	-	-	-	-	-	-	48,700	+ 200	+ 100
East India	Durgapur	44,100	+ 100	- 200	44,100	+ 100	- 200	44,850	+ 200	- 100
Central India	Raipur	44,400	+ 200	- 100	43,800	+ 200	- 100	-	-	-
West India	Ahmedabad	46,200	+ 200	- 300	46,200	+ 200	- 300	-	-	-
West India	Mumbai	49,100	+ 100	+ 700	49,900	+ 100	+ 700	-	-	-
South India	Hyderabad	46,800	+ 300	- 100	46,400	+ 300	- 100	-	-	-

Indian Structure price assessment frequency has been increased from weekly to daily basis, All prices are basic, Commercial Grade, Basic Price GST @ 18% extra

Wire Rod (India)

Particular	Size/Grade	Raipur	Change	W-O-W	Durgapur	Change	W-O-W
Indian prices (in INR/MT)							
SWRY 14 LC Gr 3, Induction route	5.5 mm	43,600	+ 300	+ 500	43,200	+ 200	+ 400
HB Wire, Induction route	12 Gauge	45,900	+ 300	+ 500	45,700	+ 200	+ 400
GI Wire, Induction route	12 Gauge	49,400	+ 300	+ 400	53,200	+ 200	+ 400
Barbed Wire, Induction route	12*12 Gauge	51,400	+ 300	+ 400	56,300	+ 200	+ 400
Binding Wire, Induction route	20 Gauge	52,200	+ 200	+ 400	52,400	+ 200	+ 800

Daily Assessment, Commercial Grade, Basic Price GST @ 18% extra

HRC (India)

Particular/Delivery	Size/Grade	Delivery	As On	Price	Change	1M	3M
Indian prices (in INR/MT)							
Delhi	2.5-8mm / CTL, IS2062, Gr E250 Br.	Ex-stockyard	21 Feb 17.53 IST	47,200	- 100	+ 200	- 250
	2.5-8mm / CTL, IS2062, Gr E350 Br.	Ex-stockyard	21 Feb 17.53 IST	50,400	0	+ 150	- 350
Faridabad	1.8mm / CTL, IS2062, Gr E250 Br.	Ex-stockyard	21 Feb 17.53 IST	48,800	- 100	+ 50	- 450
	2.5-8mm / CTL, IS2062, Gr E250 Br.	Ex-stockyard	21 Feb 17.53 IST	47,400	0	+ 150	- 350
Ludhiana	2.5-8mm / CTL, IS2062, Gr E250 Br.	Ex-stockyard	21 Feb 17.53 IST	47,400	0	- 100	+ 350
Kolkata	2.5-8mm / CTL, IS2062, Gr E250 Br.	Ex-stockyard	21 Feb 17.53 IST	45,900	0	+ 400	- 250
Ahmedabad	2.5-8mm / CTL, IS2062, Gr E250 Br.	Ex-stockyard	21 Feb 17.53 IST	49,400	0	+ 1,300	+ 900
	1.8mm / CTL, IS2062, Gr E250 Br.	Ex-stockyard	21 Feb 17.53 IST	49,900	+ 100	+ 1,400	+ 550
Mumbai	2.5-8mm / CTL, IS2062, Gr E250 Br.	Ex-stockyard	21 Feb 17.53 IST	48,400	+ 100	+ 1,400	+ 550
	2.5-8mm / CTL, IS2062, Gr E350 Br.	Ex-stockyard	21 Feb 17.53 IST	51,300	0	+ 1,350	+ 450
Bangalore	2.5-8mm / CTL, IS2062, Gr E250 Br.	Ex-stockyard	21 Feb 17.53 IST	49,500	+ 300	+ 250	- 1,500
Chennai	1.8mm / CTL, IS2062, Gr E250 Br.	Ex-stockyard	21 Feb 17.53 IST	50,800	- 400	+ 1,000	- 150
	2.5-8mm / CTL, IS2062, Gr E250 Br.	Ex-stockyard	21 Feb 17.53 IST	49,300	- 400	+ 1,000	- 150
Hyderabad	2.5-8mm / CTL, IS2062, Gr E250 Br.	Ex-stockyard	21 Feb 17.53 IST	47,300	- 300	+ 450	- 600

Weekly Assessment, Commercial Grade, *Basic Price GST @ 18% extra.,

CRC (India)

Particular/Delivery	Size/Grade	Delivery	As On	Price	Change	1M	3M
Indian prices (in INR/MT)							
Delhi	0.90mm / CTL, IS 513, CR1	Ex-stockyard	21 Feb 17.56 IST	54,000	0	+ 300	- 900
Faridabad	0.5mm / CTL, IS 513, CR1	Ex-stockyard	21 Feb 17.56 IST	54,200	+ 100	- 450	- 1,750
	0.90mm / CTL, IS 513, CR1	Ex-stockyard	21 Feb 17.56 IST	52,700	+ 100	- 450	- 1,750
Ludhiana	0.90mm / CTL, IS 513, CR1	Ex-stockyard	21 Feb 17.56 IST	53,300	0	- 200	- 600
Kolkata	0.90mm / CTL, IS 513, CR1	Ex-stockyard	21 Feb 17.56 IST	51,000	- 200	0	- 2,050
Ahmedabad	0.90mm / CTL, IS 513, CR1	Ex-stockyard	21 Feb 17.56 IST	55,600	- 100	+ 450	- 850

Mumbai	0.5mm / CTL, IS 513, CR1	Ex-stockyard	21 Feb 17.56 IST	56,600	0	+1,600	+850
	0.90mm / CTL, IS 513, CR1	Ex-stockyard	21 Feb 17.56 IST	55,100	0	+1,500	+900
Bangalore	0.9mm / CTL, IS 513, CR1	Ex-stockyard	21 Feb 17.56 IST	56,000	0	-500	-1,500
Chennai	0.90mm / CTL, IS 513, CR1	Ex-stockyard	21 Feb 17.56 IST	57,800	0	-200	-700
	0.5mm / CTL, IS 513, CR1	Ex-stockyard	21 Feb 17.56 IST	59,300	0	-200	-800
Hyderabad	0.90mm / CTL, IS 513, CR1	Ex-stockyard	21 Feb 17.56 IST	55,100	-100	-100	-500

Weekly Assessment, Commercial Grade, *Basic Price GST @ 18% extra.,

HR Plate (India)

Particular/Delivery	Size/Grade	Delivery	As On	Price	Change	1M	3M
Indian prices (in INR/MT)							
Delhi	60-100mm, Gr E350 Br.	Ex-stockyard	19 Feb 18.07 IST	59,500	+100	+800	+100
	5-10mm, Gr E350 Br.	Ex-stockyard	19 Feb 18.07 IST	52,300	0	0	+800
	20-40mm, Gr E350 Br.	Ex-stockyard	19 Feb 18.07 IST	55,400	0	+600	0
	60-100mm, Gr E250 Br.	Ex-stockyard	19 Feb 18.07 IST	56,000	+100	+800	+100
	5-10mm, Gr E250 Br.	Ex-stockyard	19 Feb 18.07 IST	48,800	0	0	+800
	20-40mm, Gr E250 Br.	Ex-stockyard	19 Feb 18.07 IST	52,000	0	+700	-100
Mumbai	20-40mm, Gr E350 Br.	Ex-stockyard	19 Feb 18.07 IST	55,900	0	+300	+800
	60-100mm, Gr E250 Br.	Ex-stockyard	19 Feb 18.07 IST	56,400	0	+200	+700
	5-10mm, Gr E250 Br.	Ex-stockyard	19 Feb 18.07 IST	49,000	0	+600	+500
	20-40mm, Gr E250 Br.	Ex-stockyard	19 Feb 18.07 IST	52,400	0	+300	+600
	60-100mm, Gr E350 Br.	Ex-stockyard	19 Feb 18.07 IST	59,900	0	+500	+800
	5-10mm, Gr E350 Br.	Ex-stockyard	19 Feb 18.07 IST	52,500	0	+600	+500

Weekly Assessment, Commercial Grade, Basic Price GST @ 18% extra

GP (India)

Indian prices (in INR/MT)							
Delhi	0.7mm / CTL, 80 GSM, IS277	Ex-stockyard	20 Feb 18.23 IST	57,000	0	+100	-800
	0.7mm / CTL, 120 GSM, IS277	Ex-stockyard	20 Feb 18.23 IST	58,000	0	+100	-800
	0.6mm / CTL, 120 GSM, IS277	Ex-stockyard	20 Feb 18.23 IST	59,500	0	+100	-800
Mumbai	0.8mm / CTL, 80 GSM, IS277	Ex-stockyard	20 Feb 18.23 IST	57,500	0	+1,100	+600
	0.8mm / CTL, 120 GSM, IS277	Ex-stockyard	20 Feb 18.23 IST	58,500	0	+1,000	+600
	0.6mm / CTL, 120 GSM, IS277	Ex-stockyard	20 Feb 18.23 IST	60,000	0	+1,000	+500
Chennai	0.8-1.6mm / CTL, 80 GSM, IS277	Ex-stockyard	20 Feb 18.23 IST	59,500	0	+1,500	+500
	0.8-1.6mm / CTL, 120gsm, IS277	Ex-stockyard	20 Feb 18.23 IST	62,000	0	+1,500	+500
	0.6mm / CTL, 120 GSM, IS277	Ex-stockyard	20 Feb 18.23 IST	63,500	0	+1,500	+500
Hyderabad	0.8mm / CTL, 80 GSM, IS277	Ex-stockyard	20 Feb 18.23 IST	57,100	0	+900	-1,600
	0.8mm / CTL, 120 GSM, IS277	Ex-stockyard	20 Feb 18.23 IST	60,600	0	+900	-1,600
	0.6mm / CTL, 120 GSM, IS277	Ex-stockyard	20 Feb 18.23 IST	62,100	0	+900	-1,600

PPGI (India)

Particular/Delivery	Size/Grade	Delivery	As On	Price	Change	1M	3M
Indian prices (in INR/MT)							
Delhi	0.5mm / CTL, 90 GSM, IS14246	Ex-stockyard	20 Feb 18.24 IST	67,400	0	+100	-1,100
Mumbai	0.5mm / CTL, 90 GSM, IS14246	Ex-stockyard	20 Feb 18.24 IST	66,900	0	+500	-200

MS Pipes (India)

Indian prices (in INR/MT)							
Ex-Raipur	41-60 OD (Patra Based)	Ex-works	24 Feb 16.22 IST	41,600	+200	+400	+900
Ex-Mandi Gobindgarh	41-60 OD (Patra Based)	Ex-works	24 Feb 16.22 IST	43,900	+400	-400	+500
Exy-Delhi	2.2-6mm, IS 1239,IS 1161 (HR Coil Based)	Ex-Yard	19 Feb 17.58 IST	54,500	0	+2,000	+1,500
Exy-Raipur	2.2-6mm, IS 1239,IS 1161 (HR Coil Based)	Ex-Yard	19 Feb 17.58 IST	54,000	0	+2,000	+2,000
Exy-Mumbai	2.2-6mm, IS 1239,IS 1161 (HR Coil Based)	Ex-Yard	19 Feb 17.58 IST	53,500	0	+2,000	+1,500
Exy-Pune	2.2-6mm, IS 1239,IS 1161 (HR Coil Based)	Ex-Yard	19 Feb 17.58 IST	53,500	0	+2,000	+1,500
Exy-Bangalore	2.2-6mm, IS 1239,IS 1161 (HR Coil Based)	Ex-Yard	19 Feb 17.58 IST	54,000	0	+2,000	+1,000
Exy-Hyderabad	2.2-6mm, IS 1239,IS 1161 (HR Coil Based)	Ex-Yard	19 Feb 17.58 IST	54,000	0	+2,000	+1,000

Billet (Global)

Particular/Delivery	Size/Grade	Delivery	As On	Price	Change	1M	3M
Global prices (in USD/MT)							
FOB India	150*150, 3SP/4SP	-	14 Feb 18.50 IST	\$440	-10	NA	NA
FOB Iran	130*130, 3SP	-	21 Feb 18.43 IST	\$410	-10	-13	-48
FOB Russia	130*130, 3SP	-	21 Feb 18.43 IST	\$432	0	-3	-18
CNF Nepal	100*100, IS 2831 (IF Grade)	-	21 Feb 18.47 IST	\$475	-3	-5	-2

CNF Philippines	150*150, 3SP	-	21 Feb 18.47 IST	\$465	+7	+10	0
CNF Turkey	120*120	-	21 Feb 18.47 IST	\$440	0	-10	-40

Weekly Assessment

Rebar (Global)

Particular/Delivery	Size/Grade	Delivery	As On	Price	Change	1M	3M
Global prices (in USD/MT)							
FOB Turkey	12-32mm, Commercial	-	21 Feb 17.25 IST	\$560	-5	+10	-15

Wire Rod (Global)

Particular/Delivery	Size/Grade	Delivery	As On	Price	Change	1M	3M
Global prices (in USD/MT)							
CNF Nepal	5.5-6.0mm, Commercial Grade	-	22 Feb 13.16 IST	\$525	+5	+15	0
	6-8 mm, ASTM A510 SAE 1008	-	22 Feb 13.16 IST	\$570	+10	NA	-60

HRC (Global)

Particular/Delivery	Size/Grade	Delivery	As On	Price	Change	1M	3M
Global prices (in USD/MT)							
CNF Bangladesh	2mm, SAE 1006 (China origin)	-	18 Feb 18.51 IST	\$505	0	-5	-30
CNF Dubai	2mm, SAE1006 (India origin), SAE1006	-	18 Feb 18.51 IST	\$530	0	+5	-30
CNF Europe	3-4mm (China Origin), S235JR	-	18 Feb 18.51 IST	\$490	0	-5	-15
	3mm+ (India Origin), S275	-	18 Feb 18.51 IST	\$580	-10	-10	-10
CNF India	2-12 mm, SS400 (China Origin)	-	18 Feb 18.51 IST	\$495	0	-10	-20
	3mm, SS400 (South Korea Origin)	-	18 Feb 18.51 IST	\$530	-10	NA	-5
CNF Nepal	2mm, SAE1006 (India origin), SAE1006	-	18 Feb 18.51 IST	\$525	-5	-5	-20
CNF Pakistan	2mm, SS400 (China origin), SS400	-	18 Feb 18.51 IST	\$480	-5	-10	-25
	2mm, SS400 (Japan origin), SS400	-	24 Dec 18.32 IST	\$525	0	NA	NA
CNF UAE	2mm, SAE1006 (China Origin)	-	18 Feb 18.51 IST	\$495	-5	-10	-30
CNF Vietnam	2 mm, SAE 1006 (Formosa, skin pass)	-	18 Feb 18.51 IST	\$500	-15	NA	NA
	2-3mm, SAE 1006 (China Origin)	-	18 Feb 18.51 IST	\$490	+5	+5	-25
	Thickness - 2-6 mm, Width - 1.1-1.3m	-	10 Feb 19.07 IST	\$506	-13	NA	NA
FOB Black Sea	3mm, SAE1006	-	18 Feb 18.53 IST	\$485	0	+10	-20
FOB China	3-12mm, SS400	-	18 Feb 18.53 IST	\$470	0	-5	-15
FOB India	2.5 mm, SAE1006	-	18 Feb 18.53 IST	\$505	0	NA	NA
FOB Japan	2mm, SS400	-	18 Feb 18.53 IST	\$460	-20	NA	-50
FOB South Korea	1.6-2.5mm, SAE 1006	-	18 Feb 18.53 IST	\$495	-10	NA	-7

CRC (Global)

Particular/Delivery	Size/Grade	Delivery	As On	Price	Change	1M	3M
Global prices (in USD/MT)							
FOB China	0.90mm, SPCC	-	19 Feb 18.01 IST	\$540	-5	-5	-15
FOB India	0.9 mm, IS 513 Gr.O	-	19 Feb 18.01 IST	\$600	0	-10	-32
FOB Russia	0.90mm, SPCC	-	19 Feb 18.01 IST	\$575	0	+3	-40

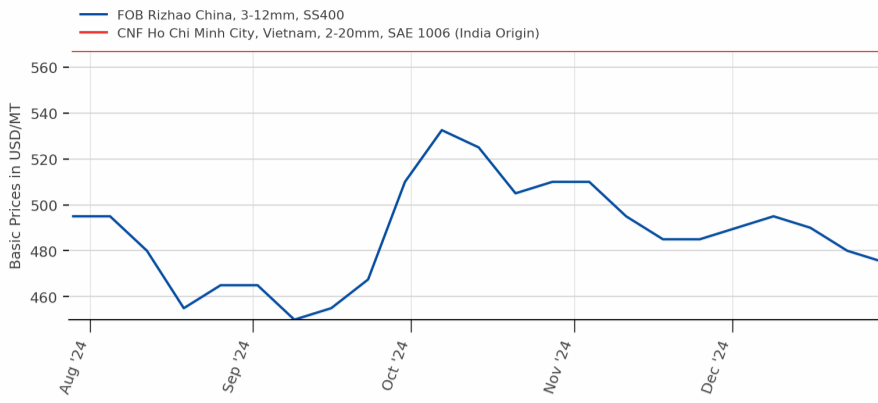
HR Plate (Global)

Particular/Delivery	Size/Grade	Delivery	As On	Price	Change	1M	3M
Global prices (in USD/MT)							
FOB China	5-10mm, SS 400	-	19 Feb 18.05 IST	\$485	0	0	-25

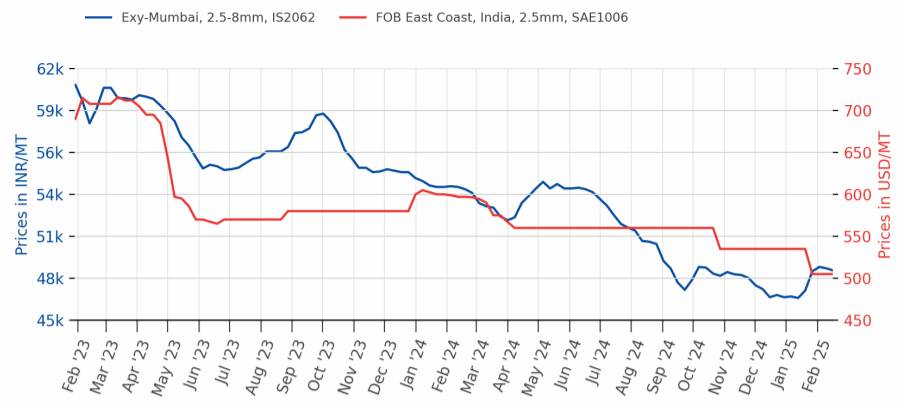
GP (Global)

Particular/Delivery	Size/Grade	Delivery	As On	Price	Change	1M	3M
Global prices (in USD/MT)							
FOB China	DX51D+z80, Width 1,000-1,500 mm, thickness 0.5-2mm	-	20 Feb 18.01 IST	\$570	0	0	-25
FOB India	Width 900-1250mm, thickness 0.50mm, DX51D+z80, BS EN 10142:2000	-	20 Feb 18.01 IST	\$735	0	0	0

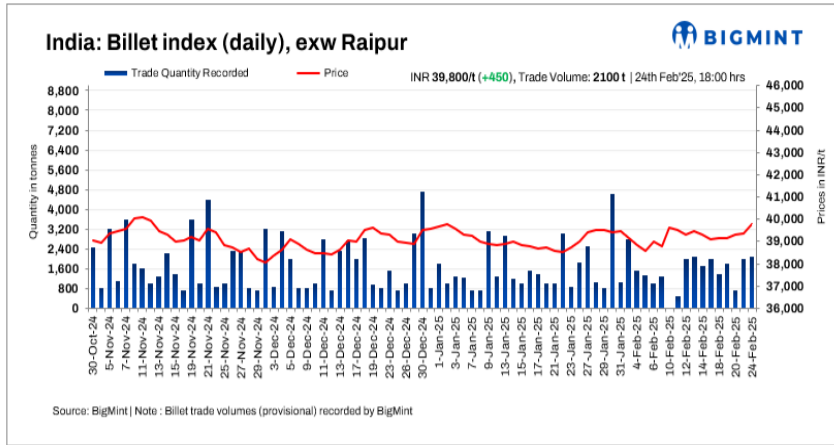
Note:- W-O-W: Week On Week, 1M: Change over last month, 3M: Change over last 3 months



Source:BigMint



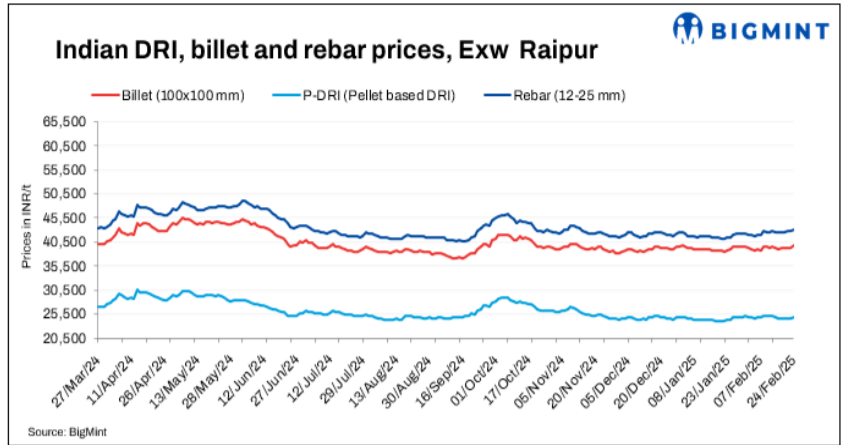
Source:BigMint



India: BigMint's billet index surges by INR 450/t d-o-d amid modest buying - 24 Feb

2025-02-24


[READ MORE](#)



Indian DRI, billet, rebar update - 24 Feb

2025-02-24

[READ MORE](#)



India's brand-wise rebar offers from IF-route mills - 24 Feb

2025-02-24

[READ MORE](#)

India steel indices table

Indices as on Friday	21-Feb-25	14-Feb-25	07-Feb-25	31-Jan-25	24-Jan-25
India Rebar Index	130.1 -0.2%	130.3 +0.7%	129.4 -0.2%	129.7 +1.0%	128.4 +0.1%
India Wire Rod Index	143.3 -0.9%	144.6 +0.1%	144.4 +0.4%	143.8 -0.1%	143.9 -0.5%
India Structure Steel Index	131.7 -0.1%	131.8 +0.7%	130.9 +0.1%	130.8 +1.8%	128.7 +0.8%
India Steel Long Composite Index	132.5 -0.2%	132.8 +0.6%	132.0 -0.1%	131.1 +1.0%	130.8 +0.2%
India HRC Index	127.6 -0.3%	127.9 -0.3%	128.3 +1.4%	126.0 +0.4%	126.0 -0.3%
India CRC Index	127.2 =	127.3 +0.1%	127.1 +0.1%	127.0 +0.2%	126.8 -0.6%
India GP Index	123.3 =	123.3 +0.7%	122.5 +0.3%	122.1 +0.5%	121.5 =
India HR Plate Index	130.6 =	130.6 =	130.6 +0.7%	129.7 -0.1%	129.8 -0.1%
India Flat Steel Composite Index	125.7 -0.2%	125.9 -0.1%	126.0 +1.0%	124.8 +0.3%	124.4 -0.2%
India Steel Composite Index	129.5 -0.2%	129.7 +0.3%	129.3 +0.3%	128.9 +0.8%	127.9 =

Index Base Year: 03 Jan'20 | Index Base Value: 100 | changes indicated in are on w-o-w basis | Source: BigMint

India: BigMint's flagship steel index trends down; market pressures limit price gains

2025-02-24

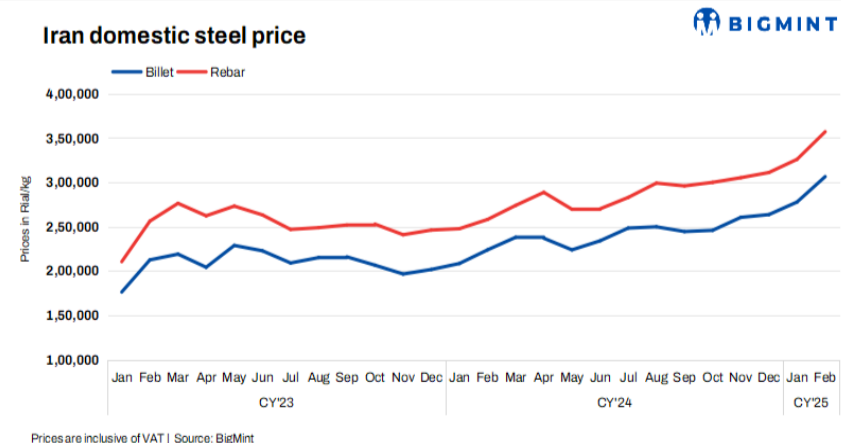
[READ MORE](#)



China: Steel billet prices fall by RMB 30/t (\$4/t)

2025-02-24

[READ MORE](#)

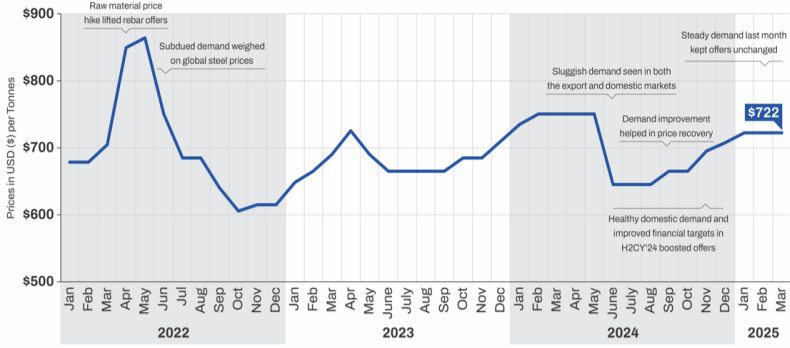


Iran: Domestic billet, rebar prices rise amid increase in exchange rate

2025-02-24

[READ MORE](#)

UAE: Emirates steel rebar price movement



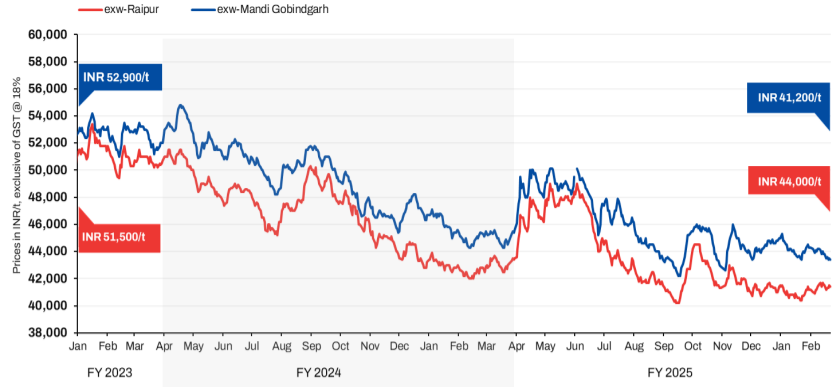
Prices in USD (\$) per tonne | Source: BigMint

UAE: Emirates Steel rolls over rebar offers for Mar'25 deliveries

2025-02-24

[READ MORE](#)

India: ERW pipes (patra based) prices - 41-60 OD



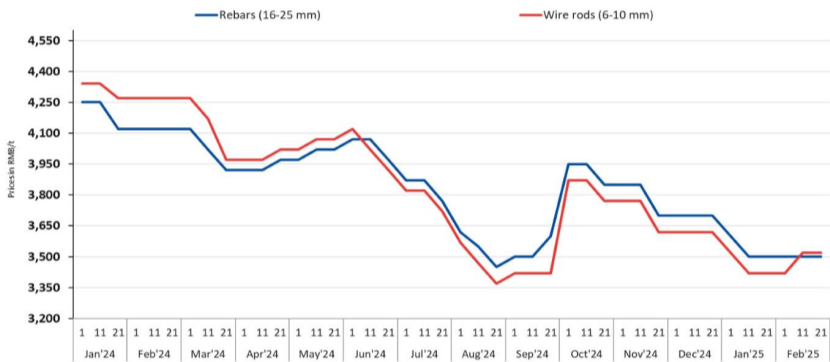
Source: BigMint | Last updated on 21-Feb-25

India: ERW patra pipe prices drop up to INR 400/t w-o-w

2025-02-22

[READ MORE](#)

China: Shagang Steel rebar and wire rod prices



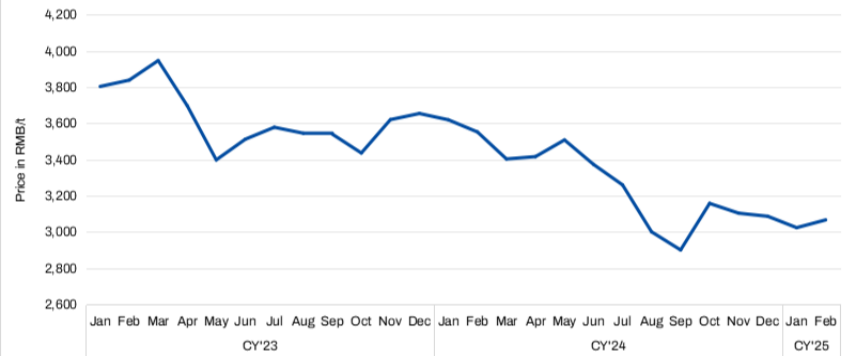
Source: BigMint

China: Shagang Steel keeps long steel prices unchanged for late-Feb'25 sales

2025-02-22

[READ MORE](#)

China Domestic Billet Price



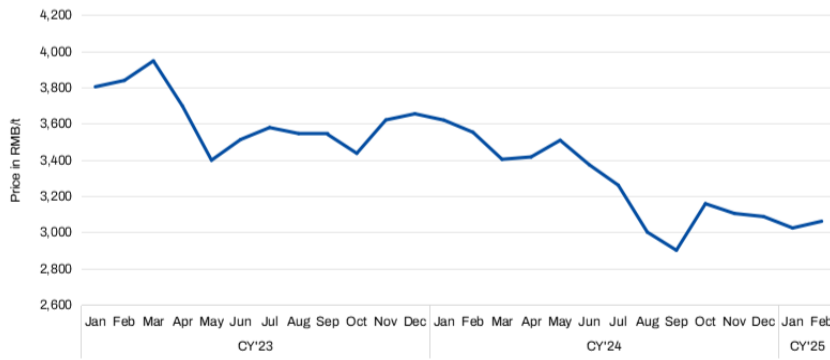
Prices are inclusive of VAT | Source: BigMint

China: Steel billet prices rise by RMB 20/t (\$2/t) d-o-d

2025-02-21

[READ MORE](#)

China Domestic Billet Price



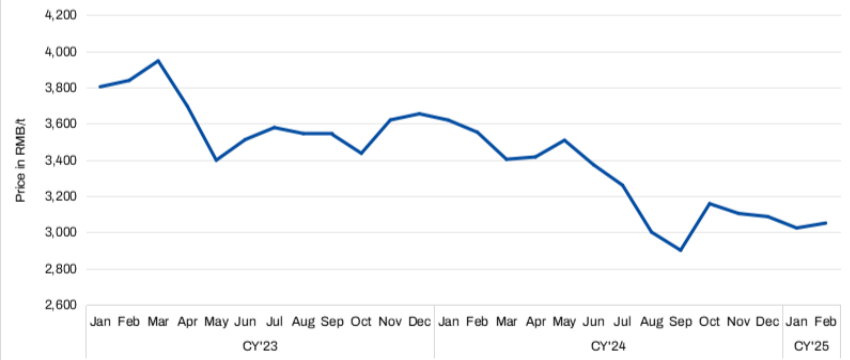
Prices are inclusive of VAT | Source: BigMint

China: Steel billet prices edge up by RMB 20/t (\$2/t) d-o-d

2025-02-20

[READ MORE](#)

China Domestic Billet Price



Prices are inclusive of VAT | Source: BigMint

China: Steel billet prices inch up by RMB 20/t (\$2/t) d-o-d

2025-02-18

[READ MORE](#)

Ferro Alloy

Manganese Ore (India)

Particular/Delivery	Size/Grade	Delivery	As On	Price	Change	1M	3M
Indian prices (in INR/MT)							
Odisha	6-80 mm, Mn 30%	Ex-Mines	10 Feb 15.40 IST	12,000	+ 1,075	NA	NA
	6-80 mm, Lumps, Mn 46%	Ex-Mines	01 Feb 11.23 IST	17,004	+ 575	NA	NA
MOIL	Lumps, Lumps, Mn 44%, Fe 7%	Ex-Mines	01 Feb 11.23 IST	16,266	+ 550	NA	NA
	Lumps, Mn 37%, Fe 7.5%	Ex-Mines	01 Feb 11.23 IST	15,660	+ 1,187	NA	NA
	6-80 mm, Lumps, Mn 30%	Ex-Mines	01 Feb 11.23 IST	7,690	+ 583	NA	NA

Weekly Assessment, Prices Ex-Mines Basis Including Royalty

Chrome Ore (India)

Indian prices (in INR/MT)							
Ex-Jajpur (OMC-eAuction)	Friable 54%+	Ex-Mines	19 Feb 15.44 IST	30,104	- 4,889	NA	NA
	Friable 52-54%	Ex-Mines	19 Feb 15.44 IST	25,748	+ 3,007	NA	NA
	Friable 50-52%	Ex-Mines	19 Feb 15.44 IST	21,234	+ 1,134	NA	NA
	Lumps, Friable 48-50%	Ex-Mines	19 Feb 15.44 IST	21,571	- 2,052	NA	NA

OMC E-Auction Prices Including Royalty

Silico Manganese (India)

Indian prices (in INR/MT)							
Ex-Durgapur	10-150 mm, LC (Mn 55% min.)	Ex-Works	20 Feb 10.29 IST	91,800	0	+ 300	+ 7,400
	10-150 mm, MC (Mn 53% min.)	Ex-Works	20 Feb 10.29 IST	84,700	0	+ 900	+ 4,900
	10-50 MM, HC 60-14	Ex-Works	24 Feb 18.48 IST	73,000	- 100	+ 2,720	+ 8,140
	25-150 mm, HC 60-14	Ex-Works	24 Feb 18.48 IST	72,500	- 100	+ 2,720	+ 8,140
Ex-Raipur	25-150 mm, HC 60-14	Ex-Works	24 Feb 18.48 IST	73,600	- 100	+ 3,160	+ 8,480
Ex-Vizag	25-150 mm, HC 60-14	Ex-Works	24 Feb 18.48 IST	73,800	- 200	+ 2,900	+ 8,520

Weekly Assessment; All Prices are basic; GST @ 18% extra

Ferro Manganese (India)

Indian prices (in INR/MT)							
Ex-Durgapur	10-150 mm, MC (Mn 70% min)	Ex-Works	20 Feb 10.31 IST	100,000	0	+ 800	+ 8,500
	25-150 mm, HC 70%	Ex-Works	24 Feb 18.48 IST	76,000	0	+ 2,120	+ 9,440
Ex-Raipur	25-150 mm, HC 70%	Ex-Works	24 Feb 18.48 IST	76,000	0	+ 1,900	+ 9,360

Weekly Assessment; All Prices are basic; GST @ 18% extra

Ferro Chrome (India)

Indian prices (in INR/MT)							
Ex-Durgapur	10-60 mm, LC 60%	Ex-Works	20 Feb 10.32 IST	208,000	0	+ 200	- 2,300
Ex-Jajpur	10-150mm, HC 60%, Si- 4%	Ex-Works	21 Feb 10.39 IST	100,700	+ 1,200	+ 2,500	- 6,575
	10-150mm, HC 60%, Si - 2%	Ex-Works	20 Feb 10.32 IST	107,400	+ 2,400	+ 2,500	- 5,850

Weekly Assessment; All Prices are basic; GST @ 18% extra

Ferro Silicon (India)

Indian prices (in INR/MT)							
Ex-Guwahati	25-150 mm, FeSi 70%	Ex-Works	24 Feb 18.36 IST	100,700	- 200	- 1,450	- 3,450
Ex-Bhutan	25-150 mm, FeSi 70%	Ex-Works	24 Feb 18.36 IST	100,900	- 200	- 1,200	- 3,100

Weekly Assessment; All Prices are basic; GST @ 18% extra

Noble Ferro Alloys (India)

Indian prices (in INR/MT)							
Ex-Raipur	10-100 mm, FeV50%	Ex-Plant	19 Feb 11.29 IST	1,090,000	- 6,000	+ 4,000	- 25,250
Ex-India	10-100 mm, Mo: 60%	Ex-Plant	21 Feb 10.41 IST	2,560,000	0	+ 49,050	+ 13,500

Manganese Ore (Global)

Particular/Delivery	Size/Grade	Delivery	As On	Price	Change	1M	3M
Global prices (in USD/MT)							
CNF China	Lumps, Mn 37% (USD/dmtu)	-	22 Feb 10.38 IST	\$4.47 /dmtu	-0.02	+0.25	+0.59
	Lumps, Mn 44% (USD/dmtu)	-	22 Feb 10.38 IST	\$4.75 /dmtu	+0.03	+0.44	+0.78
CNF India	Lumps, Mn 37%, (South African origin) (USD/dmtu)	-	22 Feb 10.38 IST	\$4.62 /dmtu	-0.02	+0.25	+0.62
	Lumps, Mn 44% (USD/dmtu)	-	22 Feb 10.38 IST	\$4.9 /dmtu	+0.03	+0.44	+0.8
	Lumps, Mn 46%, (USD/dmtu)	-	22 Feb 10.38 IST	\$5.24 /dmtu	+0.03	+0.63	+0.89

Weekly Assessment

Chrome Ore (Global)



Silico Manganese (Global)

Global prices (in USD/MT)							
FOB India	25-150 mm, HC 60-14	-	24 Feb 18.51 IST	\$871	0	+28.2	+88.8
	25-150 mm, HC 65-16	-	24 Feb 18.51 IST	\$974	-1	+27.6	+98

Weekly Assessment

Ferro Manganese (Global)

Global prices (in USD/MT)							
FOB India	25-150 mm, HC 70%	-	24 Feb 18.54 IST	\$883	0	+10.6	+81
	25-150 mm, HC 75%	-	24 Feb 18.54 IST	\$977	0	+27.4	+86.4

Weekly Assessment

Ferro Chrome (Global)

Global prices (in USD/MT)							
CNF China	10-150mm, HC 60% (cents/lb)	-	19 Feb 10.25 IST	¢80 /lb	+1	+4	-7
CNF Japan	10-50mm, HC 60% (cents/lb)	-	19 Feb 10.25 IST	¢91 /lb	0	+2	-4
CNF South Korea	10-50mm, HC 60% (cents/lb)	-	19 Feb 10.25 IST	¢82 /lb	0	0	-13

Weekly Assessment

Ferro Silicon (Global)

Global prices (in USD/MT)							
FOB China	10-50 mm, FeSi 75%	-	24 Feb 18.37 IST	\$1,145	0	-5	-80
FOB India	10-50 mm, FeSi 70%	-	24 Feb 18.37 IST	\$1,195	-5	-58	-55

Weekly Assessment



Non Ferrous

Aluminium (India)

Particular/Delivery	Size/Grade	Delivery	As On	Price	Change	1M	3M
Indian prices (in INR/MT)							
Aluminium Extrusion Scrap, Exy-Delhi	6063 & 6061 (Mix)	Ex-Yard	24 Feb 17.14 IST	205,000	+ 2,000	+ 6,000	+ 7,000
Aluminium Utensil Scrap, Exy-Delhi	Loose	Ex-Yard	24 Feb 17.14 IST	203,000	+ 3,000	+ 6,000	+ 8,000
Aluminium Tense Scrap, Exy-Delhi	Solid (Loose)	Ex-Yard	24 Feb 17.14 IST	179,000	0	+ 4,000	+ 6,000
Aluminium Taint Tabor Scrap, Exy-Delhi	Loose	Ex-Yard	24 Feb 17.14 IST	178,000	+ 1,000	+ 2,000	- 1,000
Aluminium Ingot P1020, Exy-Delhi	Ingot EC Grade 99.70%	Ex-Yard	24 Feb 17.14 IST	277,000	+ 2,000	+ 8,500	+ 20,500
Aluminium Ingot ADC12, Exw-Delhi NCR	Automobile OEM Approved	Exw-Delhi NCR	08 Feb 13.57 IST	210,000	+ 2,000	+ 2,000	+ 1,000
	Non-OEM	Ex-Works	19 Feb 16.58 IST	205,000	+ 1,000	+ 3,000	+ 4,000
Aluminium Utensil Scrap, Exy-Mumbai	Utensil (Loose)	DAP	24 Feb 17.14 IST	200,000	0	+ 2,000	+ 5,000
Aluminium Ingot P1020, Exy-Mumbai	Ingot EC Grade 99.70%	Ex-Yard	24 Feb 17.14 IST	266,000	- 3,000	+ 9,000	+ 19,000
Aluminium Extrusion Scrap, Exy-Mumbai	6063 (Loose)	Ex-Yard	24 Feb 17.14 IST	212,000	0	+ 2,000	+ 5,000
Aluminium Tense Scrap, Exy-Chennai	Solid (Loose)	Ex-Yard	24 Feb 17.14 IST	180,000	0	+ 4,000	+ 6,000
Aluminium Ingot ADC12, Exw-Chennai	Automobile OEM Approved	Exw-Chennai	08 Feb 14.03 IST	209,000	+ 1,000	+ 1,000	- 1,000
	Non-OEM	Ex-Works	19 Feb 16.58 IST	206,000	+ 1,000	+ 3,000	+ 3,000

Aluminium (Global)

Particular/Delivery	Size/Grade	Delivery	As On	Price	Change	1M	3M
Global prices (in USD/MT)							
Aluminium Extrusion Scrap, CFR Nhava Sheva, Middle East	6063 (Briquetted)	-	24 Feb 17.04 IST	\$2,510	- 10	+ 30	- 20
Aluminium Taint Tabor Scrap, CFR Nhava Sheva, Middle East	Briquetted, Clean	-	24 Feb 17.04 IST	\$2,250	- 10	+ 15	+ 50
Aluminium Taint Tabor, CFR Nahva Sheva, UK	Cut and sheared 9-10% attachment	-	24 Feb 17.04 IST	\$1,900	0	+ 40	+ 80
Aluminium Taint Tabor, CFR Nahva Sheva, US	HRB, Attachment 3%	-	24 Feb 17.04 IST	\$2,140	- 5	+ 80	+ 120
Aluminium Talk Scrap, CFR Nhava Sheva, Middle East	Solid (Clean)	-	24 Feb 17.04 IST	\$5,000	0	+ 220	+ 490
Aluminium Talk, CFR Nahva Sheva, US	Solid (Clean)	-	24 Feb 17.04 IST	\$5,130	- 10	+ 180	+ 360
Aluminium Tense Scrap, CFR Nhava Sheva, Middle East	Attachments 8-9%, Mix	-	24 Feb 17.04 IST	\$1,830	0	+ 30	+ 30
Aluminium Tense, CFR Nahva Sheva, US	Attachments 6-7%	-	24 Feb 17.04 IST	\$1,900	- 10	+ 50	+ 40
Aluminium Wheel Scrap, CFR Nahva Sheva, UK	Solid (Loose)	-	24 Feb 17.04 IST	\$2,480	+ 10	+ 10	+ 80
Aluminium Zorba 95-5, CFR Nhava Sheva, UK	20 mm, Solid (Shredded)	-	24 Feb 17.04 IST	\$2,120	- 10	+ 10	+ 10
Silicon Metal, CFR Mundra, China	Grade 553 Si- 98.5%	-	24 Feb 17.04 IST	\$1,530	0	- 10	- 170

Copper (India)

Particular/Delivery	Size/Grade	Delivery	As On	Price	Change	1M	3M
Indian prices (in INR/MT)							


Copper Armature Scrap, Exy-Delhi	Cu 99%	Ex-Yard	24 Feb 17.19 IST	785,000	-3,000	+23,000	+43,000
Copper Primary CC Wire Rods, Exw-Delhi	8 mm, Cu 99.99%	Ex-works	24 Feb 17.19 IST	868,000	+3,000	+33,000	+68,000
Copper Secondary CC Wire Rods, Exw-Delhi	8 mm, Cu 99% min	Ex-works	24 Feb 17.19 IST	842,000	+2,000	+30,000	+54,000
Brass Honey Scrap, Exy-Mumbai	Cu 63% Zn 33%	DAP	24 Feb 17.19 IST	536,000	+1,000	+11,000	+36,000
Copper DHP Soft Pipe, Exw-Mumbai	6-20mm OD	Ex-Works	20 Feb 17.10 IST	986,000	-8,000	+16,000	NA
Copper DHP Hard Pipe, Exw-Mumbai	15-40 mm OD	Ex-Works	20 Feb 17.10 IST	943,000	-6,000	+3,000	NA
Copper Primary CC Wire Rods (CCR), Exy-Mumbai	8 mm, Cu 99.99%	Ex-Yard	24 Feb 17.19 IST	887,000	+3,000	+46,000	+83,000
Copper Armature Scrap, Exy-Mumbai	Cu - 98%	DAP	24 Feb 17.19 IST	808,000	-1,000	+24,000	+35,000

Zinc (India)

Particular/Delivery	Size/Grade	Delivery	As On	Price	Change	1M	3M
Indian prices (in INR/MT)							
Zinc Special High Grade Ingot, Exw-Delhi	Ingot, Zn 99.99%	Ex-works	24 Feb 17.22 IST	280,000	0	+2,000	-10,000
Zinc Special High Grade Ingot, Exy-Mumbai	Ingot, Zn 99.995%	Ex-Yard	24 Feb 17.22 IST	275,000	+1,000	+2,000	-14,000

Lead (India)

Particular/Delivery	Size/Grade	Delivery	As On	Price	Change	1M	3M
Indian prices (in INR/MT)							
Lead Primary Ingot, Exw-Delhi	Ingot, Pb 99.99%	Ex-works	24 Feb 17.21 IST	201,000	0	+6,000	+8,000
Lead Remelted Ingot, Exw-Delhi	Ingot, Pb 99%	Ex-works	24 Feb 17.21 IST	182,000	0	+8,000	+5,000
Lead Primary Ingot, Exy-Mumbai	Ingot, Pb 99.99%	Ex-Yard	24 Feb 17.21 IST	183,000	+2,000	+3,000	0



ICSG: Global copper production


Particulars	2020	2021	2022	2023	Jan-Dec'23	Jan-Dec'24
World mine production	20,743	21,265	21,922	22,396	22,383	22,913
World Refined Production	24,621	24,900	25,273	26,503	26,503	27,633
World refined capacity	30,201	30,693	31,333	32,086	32,166	32,166
World Refined Usage	24,948	25,211	25,830	26,556	26,556	27,332

Source: ICSG | Qty in thousand tonnes

Global refined copper production rises over 4% in CY'24: ICSG

2025-02-24

[READ MORE](#)



Non-ferrous updates: 24-02-2025

Commodity	LME 3M (\$/t)	%Change	LME Stocks (t)	%Change	MCX (INR/t)	%Change	SHFE (RMB/t)	%Change
Aluminium	2,688	-1.43%	5,39,900	-0.74%	2,62,000	-0.78%	20,835	+0.43%
Nickel	15,517	-0.94%	1,92,906	+0.38%	13,33,000	0.00	1,25,040	+0.34%
Copper	9,559	-0.04%	2,67,750	-0.37%	8,66,000	+0.10%	77,340	-0.05%
Zinc	2,928	+0.34%	1,53,600	-1.71%	2,71,000	-0.07%	24,070	+1.00%
Lead	2,008	+0.80%	2,20,125	+0.47%	1,78,000	+0.20%	17,115	+0.41%

% Change d-o-d basis | Source: LME, MCX, SHFE

Base metals prices, stocks on LME show mixed trends

2025-02-24

[READ MORE](#)

India: BigMint's billet index surges by INR 450/t d-o-d amid modest buying - 24 Feb

24 Feb 2025

BigMint's billet index increased by INR 450/tonne (t) today to INR 39,450/t exw-Raipur on 24 February 2025.

The billet index experienced a significant increase today, driven by a nationwide rally in market trends. This upward movement was supported by a moderate improvement in buying activity, prompting participants to raise spot prices during the trading session.

However, despite this momentum, buying activity remained modest, as market participants carefully assessed the sustainability of the upward trajectory amid prevailing price volatility.

In Raipur, rebar prices experienced an increase of INR 300/t, with concluded deals totalling 2,950 t. Similarly, wire rod prices rose by INR 400/t, with 1,700 t deals concluded. Sponge iron prices in Raipur also saw a notable rise of INR 250/t today.

The conversion spread from sponge iron (PDRI) to billets for the standalone furnaces in the Raipur cluster was recorded at INR 14,950/t.

Rationale

This index is derived based on transaction, offers, bids, and indicative price data sets. Transactions are considered T1 and given a

weightage of 50%, whereas other data sets are considered as T2 and given a weightage of the balance 50%.

Transactions (T1) - Two trades at INR 39,800/t were recorded during the 2:30 pm to 5:30 pm BigMint trading window and considered for final price calculation as T1 inputs. The average of these transactions was INR 39,800/t, which was given a 50% weightage in the final price calculation.

Other price indicators - bids/offers/indicatives (T2) - Ten offers were reported in the trading window and considered as T2 inputs. The average price of these ten was INR 39,833/t and given a 50% weightage in the final price calculation.

The final price of billets was INR 39,816/t exw-Raipur, rounded off to INR 39,800/t exw.

From BigMint Team - While it would be our earnest endeavour, at BigMint, to bring about transparent and unbiased price index reporting, we would request all our readers and subscribers for their feedback and if they could participate in the reporting of more transactions.

For detailed methodology - [click here](#)

India Domestic Raipur Billet Trade Updates - 24 Feb'25							BIGMINT	
Participant	Industry Type	Trade Type	*Price (INR/t)	Delivery	Time of Deal/Call	Data Set	Outlier	
P1	Seller	Offer	39,750	FOR	11:38	T2	Yes	
P2	Trader	Offer	39,600	EXW	11:45	T2	Yes	
P3	Trader	Offer	39,600	EXW	11:50	T2	Yes	
P4	Trader	Indicative	39,900	FOR	12:59	T2	Yes	
P5	Seller	Offer	39,600	EXW	13:03	T2	Yes	
P6	Trader	Offer	39,850	FOR	13:11	T2	Yes	
P7	Seller	Offer	39,500	EXW	13:18	T2	Yes	
P8	Buyer	Indicative	39,600	EXW	13:33	T2	Yes	
P9	Seller	Offer	39,900	FOR	15:41	T2	No	
P10	Trader	Offer	39,550	EXW	15:42	T2	Yes	
P11	Trader	Offer	39,550	EXW	15:44	T2	Yes	
P12	Seller	Offer	39,900	EXW	15:45	T2	No	
P13	Seller	Offer	40,100	FOR	16:20	T2	Yes	
P14	Buyer	Trade	39,800	FOR	16:39	T1	No	
P15	Seller	Offer	40,100	FOR	16:48	T2	Yes	
P16	Seller	Offer	39,800	FOR	16:50	T2	No	
P17	Trader	Offer	39,550	EXW	16:53	T2	Yes	
P18	Trader	Offer	39,800	FOR	16:58	T2	No	
P19	Trader	Offer	39,550	EXW	17:15	T2	Yes	
P20	Trader	Trade	39,800	FOR	17:25	T1	No	

T1 - Trade, T2 - Offer/Bid/Indicative, *Normalised price as per methodology

India Domestic Billet Price Index EXW Raipur

- Credible & Transparent Prices
- Robust Methodology & Rationale
- IOSCO Compliance
- Independent View of the Market
- Enabling Informed Conversations & Negotiations

Global Prices

Global Prices - Region Wise
























Commodity	Particular	Grade/Size	Price	Change	W-O-W	1M	3M
China							
<i>Export</i>							
Billet	FOB China	125*125, BF Grade	NA	NA	NA	NA	NA
TMT (Re-Bar)	FOB China	Commerical	NA	NA	NA	NA	NA
Wire Rod	FOB China	5.5mm	NA	NA	NA	NA	NA
HRC	FOB China	2.5mm	\$470	0	0	-5	-15
CRC	FOB China	0.90 mm	\$540	-5	-5	-5	-15
<i>Import</i>							
Iron Ore	CNF China	Lumps Fe 64/63%, South Africa	\$107	-1	+1	+3	+2
Iron Ore	CNF China	Fines Fe 62%, Australia	\$109	-1	+2	+4	+4
Pellets	CNF China	6-20mm, BF Grade	\$129	+1	+1	+2	+4
Coking Coal	CNF China	Premium HCC, Australia	NA	NA	NA	NA	NA
Mill Scale	CNF China	70/68%	NA	NA	NA	NA	NA
FeCr	CNF China	HC 60%	¢80/lb	+1	+1	+4	-7
Mn Ore	CNF China	Mn 46% Lumps, Australia	NA	NA	NA	NA	NA
Mn Ore	CNF China	Mn 38%, South Africa	NA	NA	NA	NA	NA
CIS Nations							
<i>Export</i>							
Billet	FOB Black Sea	125*125, BF Grade	\$432	0	0	-3	-18
Slabs	FOB Black Sea	Commercial	NA	NA	NA	NA	NA
Pig Iron	FOB Black Sea	Steel Grade	\$335	+8	+8	+7	+10
TMT (Re-Bar)	FOB Black Sea	Commercial	NA	NA	NA	NA	NA
HRC	FOB Black Sea	2.5mm	\$485	0	0	+10	-20
CRC	FOB Black Sea	0.90mm	\$575	0	0	+3	-40
Japan/Korea							
<i>Export</i>							
HRC	FOB Korea	2.5mm	\$495	-10	NA	NA	-7
<i>Import</i>							
FeCr	CNF Japan	HC 60%	¢91/lb	0	0	+2	-4







Note:- W-O-W: Week On Week, 1M: Change over last month, 3M: Change over last 3 months, All prices are weekly assessment, Iron Ore are daily assessment

Commodity	Particular	Grade/Size	Price	Change	W-O-W	1M	3M
India							
<i>Export</i>							
Iron Ore	FOB India	Fines, Fe 58/57%	\$69.5	+ 0.5	+ 2.5	+ 2	+ 5.5
Billet	FOB India	150*150mm	\$440	- 10	0	NA	NA
Pig Iron	FOB India	Steel Grade	NA	NA	NA	NA	NA
HRC	FOB India	2.5mm	\$505	0	0	NA	NA
CRC	FOB India	0.9mm	\$600	0	0	- 10	- 32
SiMn	FOB India	60/14%	\$871	0	- 0.8	+ 28.2	+ 88.8
FeMn	FOB India	HC 75%	\$977	0	+ 2.2	+ 27.4	+ 86.4
FeSi	FOB Bhutan	70-75%	\$1,195	- 5	- 5	- 58	- 55
<i>Import</i>							
Iron Ore	CNF India	Lumps Fe 64%, South Africa	NA	NA	NA	NA	NA
Scrap	CNF India	HMS 1&2 ,Middle East	NA	NA	NA	NA	NA
Scrap	CNF India	Shredded, Europe	\$375	+ 2	0	+ 1.2	- 4.6
Coking Coal	CNF India	Premium HCC, Australia	\$203	0	0	+ 6	- 13.2
Non-Coking Coal	CNF India	RB2 5500 NAR, South Africa	NA	NA	NA	NA	NA
Met Coke	CNF India	62%, China	NA	NA	NA	NA	NA
Pellets	CNF India	6-20mm, BF Grade	NA	NA	NA	NA	NA
Wire Rod	CNF India	5.5mm, China	NA	NA	NA	NA	NA
HRC	CNF India	2.5mm, China	\$495	0	0	- 10	- 20
HRC	CNF India	2.5mm, Korea	\$530	- 10	NA	NA	- 5
CRC	CNF India	0.90mm, China	\$560	- 5	- 5	- 5	- 15
HR Plate	CNF India	A 36	NA	NA	NA	NA	NA
Mn Ore	CNF India	Mn 38%, South Africa	NA	NA	NA	NA	NA
Europe & US							
<i>Export</i>							
Pig Iron	FOB Brazil	Steel Grade	\$428	+ 16	+ 16	+ 21	- 4
<i>Import</i>							
Scrap	CFR Turkey	HMS (80:20), US	\$358	0	- 0.6	+ 13	+ 20
HRC	CIF Europe	2.5mm	NA	NA	NA	NA	NA
Middle East & Africa							
<i>Export</i>							
Iron Ore	FoB South Africa	Lumps, Fe 64/63%	NA	NA	NA	NA	NA
Non Coking Coal	FoB South Africa	RB2 5500 NAR	NA	NA	NA	NA	NA
<i>Import</i>							
Billet	CNF Dubai	125*125, China	NA	NA	NA	NA	NA
HRC	CNF Dubai	2.5mm, China	\$495	- 5	- 5	- 10	- 30

Note:- W-O-W: Week On Week, 1M: Change over last month, 3M: Change over last 3 months, All prices are weekly assessment, Iron Ore are daily assessment

LIVE TENDERS

COMPANY	TYPE	GRADE	QUANTITY	EXPIRY DATE	LOCATION	VIEW
Aluminium						
TATASIKORSKYAEROSPACELTD	Sell	Aluminum Scrap	50 MT	27 Feb, 2025	 Rangareddi, Telangana, India	VIEW
MRPL	Sell	Aluminum Cable scrap	50 MT	27 Feb, 2025	 Mangalore, Karnataka, India	VIEW
Copper						
SAIL	Buy	Copper Cathode Plate	50 MT	28 Feb, 2025	 Bhilai, Chattisgarh, India	VIEW
Arcelor Mittal	Buy	Copper Scrap 98% purity	40 MT	28 Feb, 2025	 Hazira, Gujarat, India	VIEW
Crude Coal Tar						
NMDC	Sell	Crude Coal Tar	1,200 MT	25 Feb, 2025	 Jagdalpur, Chattisgarh, India	VIEW
Ferro Boron						
SAIL	Buy	Ferro Boron	8 MT	26 Feb, 2025	 Burnpur, West Bengal, India	VIEW
Ferro Molybdenum						
Yantra India Limited	Buy	Ferro Molybdneum	35 MT	07 Mar, 2025	 Kolkata, West Bengal, India	VIEW
Fines/Lumps						
Director of Mines & Geology	Services	Mineral Blocks	4 Nos	28 Feb, 2025	 Raipur, Chattisgarh, India	VIEW
NMDC	Sell	Iron Ore Fe: 65.5%	120,400 MT	25 Feb, 2025	 Dantewada, Chattisgarh, India	VIEW
NMDC	Sell	Iron Ore Lumps-Baila Lumps Fe:65.5%	10,000 MT	25 Feb, 2025	 Bacheli, Chattisgarh, India	VIEW
NMDC	Sell	Iron Ore Fines & Lumps Fe:64-67%	227,900 MT	25 Feb, 2025	 Bacheli, Chattisgarh, India	VIEW
Karnataka State Minerals Corporation Limited	Sell	Iron Ore Fines & Lumps	131,000 MT	28 Feb, 2025	 Bellary, Karnataka, India	VIEW
SAIL	Sell	Bolani Iron Ore Fines	8,000 MT	28 Feb, 2025	 Keonjhar, Odisha, India	VIEW
HR Plate						
BHEL	Buy	Carbon Steel Plate	277 MT	03 Mar, 2025	 Haridwar, Uttarakhand, India	VIEW
HRC						
SAIL	Sell	HR Coil	451 MT	06 Mar, 2025	 Faridabad, Haryana, India	VIEW
Limestone						
Department of Mines & Geology	Services	Mineral Blocks	15 Nos	01 Apr, 2025	 Delhi, Delhi, India	VIEW
Melting Scrap						
NALCO	Sell	Melting Scrap	222 MT	25 Feb, 2025	 Angul, Odisha, India	VIEW
NMDC	Sell	PCM Jam	4,500 MT	25 Feb, 2025	 Jagdalpur, Chattisgarh, India	VIEW
Track Components	Sell	CR HR mix scrap	925 MT	25 Feb, 2025	 Pune, Maharashtra, India	VIEW
Munitions India Limited	Sell	Melting Scrap	350 MT	11 Mar, 2025	 Chandrapur, Maharashtra, India	VIEW
RIL	Sell	Melting Scrap	1,000 MT	27 Feb, 2025	 Kakinada, Andhra Pradesh, India	VIEW
EIL/HPCL	Sell	Melting Scrap	600 MT	27 Feb, 2025	 Mumbai, Maharashtra, India	VIEW
EmpreoPremium	Sell	ELV Scrap	200 MT	25 Feb, 2025	 Bhubaneswar, Odisha, India	VIEW

COMPANY	TYPE	GRADE	QUANTITY	EXPIRY DATE	LOCATION	VIEW
SAIL	Sell	TMT Scrap	237 MT	07 Mar, 2025	 Ahmedabad, Gujarat, India	VIEW
HMCL	Sell	Melting Scrap	400 MT	06 Mar, 2025	 Rohtak, Haryana, India	VIEW
SAIL	Sell	Mix Melting Scrap	12,280 MT	27 Feb, 2025	 Bhilai, Chattisgarh, India	VIEW
Met Coke						
RINL	Buy	BF Coke	30,000 MT	25 Feb, 2025	 Visakhapatnam, Andhra Pradesh, India	VIEW
SAIL	Sell	BF Coke	12,000 MT	26 Feb, 2025	 Bokaro, Jharkhand, India	VIEW
SAIL	Sell	BF Coke	25,000 MT	28 Feb, 2025	 Bhilai, Chattisgarh, India	VIEW
Non Coking						
WCL	Sell	Non Coking Coal G11 G12 G13	500,000 MT	27 Feb, 2025	 Nagpur, Maharashtra, India	VIEW
BCCL	Sell	Non Coking Coal	17,500 MT	28 Feb, 2025	 Dhanbad, Jharkhand, India	VIEW
Stainless Steel						
BHEL	Buy	Stainless Steel Bar	39 MT	03 Mar, 2025	 Haridwar, Uttarakhand, India	VIEW
HMCL	Sell	400 Series SS scrap	120 MT	27 Feb, 2025	 Bhiwadi, Rajasthan, India	VIEW
Structure						
PunjabStateTransmissionCorporationLimited	Buy	Structure and Section	2,640 MT	25 Feb, 2025	 Patiala, Punjab, India	VIEW
Zinc						
Yantra India Limited	Buy	Zinc Ingot	54 MT	25 Feb, 2025	 Kolkata, West Bengal, India	VIEW

[View All](#)



Formerly SteelMint / CoalMint

Contact:

info@bigmint.co

+91 97700 56666

Disclaimer: BigMint has taken due care and caution in compilation of content. Information is just for reference not intended for trading purpose or to address your particular requirement. The content includes facts, views and opinions are of individuals and not that of the BigMint management. We and our content licensors do not guarantee or warrant the accuracy, completeness or timeliness of, or otherwise endorse these views, and opinions. BigMint and its affiliates, or their employees, directors or agents shall not be liable or responsible for any loss or costs or any action whatsoever arising out of use or relying on the spot prices disseminated.