



BIGMINT

Formerly SteelMint / CoalMint

Issue 1333,

Daily Steel Report

HIGHLIGHTS

25 Nov 2024, Mon

[Intel & Insights](#)

[Snap Shot - Global Prices \(USD/MT\)](#)

[Snap Shot - Indian Domestic Prices \(INR/MT\)](#)

[Iron Ore](#)

[Coal](#)

[Scrap & Metallica](#)

[Steel](#)

[Ferro Alloy](#)

[Non Ferrous](#)

[India Domestic Billet Index](#)

[Global Prices - Region Wise](#)

[Live Tenders](#)

Intel & Insights

INDIA

Iron Ore

India: Odisha iron ore fines index falls INR 50/t (\$0.5/t) post-OMC auction [READ MORE >](#)

India: NMDC to auction over 300,000 t of iron ore from Chhattisgarh [READ MORE >](#)

BigMint's daily trade sheet - 22 Nov'24 [READ MORE >](#)

Scrap & Metallics

Weekly round-up: Semi-finished prices up amid low trade volumes, mixed steel market signals [READ MORE >](#)

India: Mill scale prices show divergent trends in major markets [READ MORE >](#)

Weekly round-up: Global ferrous scrap markets reveal mixed price signals amid weak demand [READ MORE >](#)

Steel

India: ERW patra pipe prices show mixed trends w-o-w in key markets [READ MORE >](#)

India: BF-rebar trade prices fall by INR 700/t (\$8/t) w-o-w amid limited demand [READ MORE >](#)

Ferro Alloy

Weekly round-up: Indian ferroalloys market reflects mixed trends [READ MORE >](#)

India: Imported manganese ore prices hold firm, alloys demand weakens [READ MORE >](#)

India: Bids drop in Vedanta-FACOR's ferro chrome auction [READ MORE >](#)

Non Ferrous

Weekly round-up: Base metals prices in India witness marginal variations [READ MORE >](#)

Ship Breaking

India: Melting scrap prices remain stable d-o-d in Alang [READ MORE >](#)

CHINA

China: Iron ore spot prices fall by \$1/t d-o-d on weak signals after State Council policy briefing [READ MORE >](#)

China weekly: Steel prices show mix trend w-o-w; futures remain strong [READ MORE >](#)

Global steel, raw material prices catch Nov chill. Short-term rally unlikely [READ MORE >](#)

SOUTH EAST ASIA

SE Asia: Imported billet prices remain stable w-o-w [READ MORE >](#)

MEA (MIDDLE EAST AFRICA)

UAE: Emirates Steel raises rebar offers by \$14/t m-o-m for Dec'24 [READ MORE >](#)

China weekly: Steel prices show mix trend w-o-w; futures remain strong

Nov 23, 2024 14:05

Iron ore spot prices increase by \$4/t w-o-w Domestic HRC prices stable, export offers down China's steel market exhibited mixed trends this week, despite the upward trajectory of Shanghai Futures Exchange (SHFE) prices. Domestic HRC prices

remained stable, while rebars rose w-o-w. In contrast, billet prices fell on a weekly basis. Where raw materials are concerned, spot iron ore prices increased, whereas coking coal declined this week.1. Iron ore spot prices rise by \$4

Continued

SNAP SHOT - GLOBAL PRICES (USD/MT)

Commodity	Particular	Size, Grade	As on	Price	Change	1M	3M
Iron Ore Fines ¹	China Imports	Fines, Fe 62%	22 Nov 10.19 IST	\$102	0	+3	+1
Iron Ore ¹	Indian Imports	Lumps, Fe 64%	20 Nov 13.24 IST	\$110.5	+0.5	+1.5	NA
Pellets (Brazil) ²	China Imports	6-20 mm, Fe 65%	20 Nov 11.58 IST	\$124	+1	+1	+1
Pellets (India) ²	China Imports	6-20 mm, Fe 63%	22 Nov 18.17 IST	\$108	-1	+1	-1
Coking ²	Australia Exports	Premium HCC	22 Nov 11.29 IST	\$204	0	+3.4	+6.75
Non Coking ²	India Imports	RB2, S.Africa	22 Nov 13.52 IST	\$103	0	-1.6	-7
Graphite Electrode ²	China Exports	600mm, UHP	19 Nov 18.46 IST	15,950 RMB/t	0	+800	+700
Scrap ²	India Imports	Shredded	22 Nov 18.04 IST	\$386	-1	-11.2	-4.4
Scrap ²	Turkey Imports	HMS 80:20	22 Nov 18.04 IST	\$344	+1	-26.6	-18.6
Scrap ²	Pakistan Imports	Shredded	22 Nov 18.04 IST	\$387	-3	-11	-12
Scrap ²	Bangladesh Imports	Shredded	22 Nov 18.04 IST	\$389	+1	-12	-12.6
Scrap (Ship Breaking) ²	India Imports	Containers	19 Nov 12.13 IST	\$490	0	-20	-30
Billet ²	India Exports	150*150, 3SP/4SP	05 Nov 18.44 IST	\$470	0	NA	-20
Billet ²	Russia Exports	130*130, 3SP	22 Nov 18.41 IST	\$467	0	-8	-2
Billet ²	Iran Exports	130*130, 3SP	22 Nov 18.41 IST	\$465	0	-1	0
Billet ²	Philippines Import	150*150, 3SP	22 Nov 18.38 IST	\$475	0	-12.5	+5
Sponge Iron ²	India Exports	-	-	-	-	-	-
Pig Iron ²	Russia Exports	Steel Grade	23 Nov 20.00 IST	\$333	-2	-25	-55
HRC ²	China Exports	3-12mm, SS400	19 Nov 18.28 IST	\$485	-10	-20	+20
Wire Rod ²	Nepal Import	5.5-6.0mm, Commercial Grade	23 Nov 13.18 IST	\$530	-5	-5	+5
HRC ²	India Exports	2.5 mm, SAE1006	05 Nov 18.31 IST	\$535	0	NA	NA
HRC ²	South Korea Exports	1.6-2.5mm, SAE 1006	12 Nov 18.35 IST	\$500	-20	NA	NA
HRC (China) ²	Vietnam Imports	2-3mm, SAE 1006	19 Nov 18.30 IST	\$515	-5	-15	+30
HRC (China) ²	Dubai Imports	2-3mm, SAE 1006	19 Nov 18.30 IST	\$515	-5	-15	+30
CRC ²	India Exports	0.9 mm, IS 513 Gr.O	20 Nov 18.29 IST	\$635	-10	-5	-20
CRC ²	China Exports	0.90mm, SPCC	20 Nov 18.29 IST	\$560	0	-5	+40
HR Plate ²	China Exports	5-10mm, SS 400	20 Nov 18.33 IST	\$510	-5	-5	+30
GP ²	China Exports	DX51D+z80, Width 1,000-1,500 mm, thickness 0.5-2mm	21 Nov 18.17 IST	\$595	+5	-10	+5
Silico Manganese ²	India Exports	25-150 mm, HC 65-16	22 Nov 18.38 IST	\$881	0	-47.4	-65
Ferro Chrome ²	China Import	10-150mm, HC 60%	20 Nov 10.06 IST	¢90 /lb	-0.5	-3	-5
Manganese Ore ²	India Imports	Lumps, Mn 37%,	23 Nov 11.17 IST	\$3.95 /dmtu	-0.05	+0.1	-0.05
Ferro Manganese ²	India Exports	25-150 mm, HC 75%	22 Nov 18.39 IST	\$890	0	-44.8	-70.2
Ferro Silicon ²	Bhutan Exports	10-50 mm, FeSi 70%	18 Nov 18.37 IST	\$1,330	+15	-20	+175

1-Daily Assessment, 2-Weekly Assessment, 3-Monthly Assessment, W-O-W: Week On Week, 1M: Change over last month, 3M: Change over last 3 months

India: Odisha iron ore fines index falls INR 50/t (\$0.5/t) post-OMC auction

Nov 23, 2024 14:46

New offers from pvt miners likely next week Pellet prices under pressure post-OMC auctionThe iron ore market in Odisha displayed mixed trends following the recent auction from the Odisha Mining Corporation (OMC). Prices for fines were

under pressure due to the uncertainty about the offers from miners and weak pellet prices in the eastern region. Lump prices showed an upward trend, indicating strong interest from domestic buyers. Market participants are now eagerly awa

Continued

SNAP SHOT - INDIAN DOMESTIC PRICES (INR/MT)

Commodity	Particular	Size,Grade	As on	Price	Change	1M	3M
Fines/lumps ²	Iron Ore Index	5-18 mm, Fe 63%, DR Grade	23 Nov 13.58 IST	7,250	+ 150	- 150	+ 1,600
Fines/lumps ²	Iron Ore Index	0-10 mm, Fe 63%	23 Nov 13.58 IST	5,600	- 50	- 300	+ 1,200
Iron Ore ³	NMDC	6-40 mm, Fe 65.5%	23 Oct 11.14 IST	6,350	NA	NA	NA
Iron Ore ³	NMDC	0 -10 mm, Fe 64%	23 Oct 11.14 IST	5,410	NA	NA	NA
Pellets ²	Raipur	6-20 mm, Fe 63%,	22 Nov 18.31 IST	9,100	- 400	- 1,400	+ 100
Pellets ²	Bellary	6-20 mm, Fe 63%	22 Nov 18.31 IST	10,200	- 100	- 275	+ 825
Met Coke ²	Ex-India (East)	25-90 mm, Blast Furnace-grade	20 Nov 17.31 IST	32,700	- 100	- 700	- 1,500
Graphite Electrode ³	Ex-India	600mm, UHP	30 Oct 17.41 IST	335,000	0	0	NA
Mill Scale ²	FoR-Kandla	Fines, Fe 70/68%	23 Nov 14.03 IST	6,950	0	0	+ 400
Hms ¹	Ex-Mumbai	HMS	23 Nov 13.36 IST	32,500	0	0	0
Hms ¹	Ex-Alang	HMS	23 Nov 13.36 IST	34,700	0	+ 1,500	+ 700
Pig Iron ¹	Ex-Durgapur	Steel Grade	23 Nov 13.33 IST	34,200	0	- 3,800	- 2,000
Pig Iron ¹	Ex-Ludhiana, Foundary	Foundry Grade	23 Nov 13.29 IST	40,800	0	- 1,200	- 2,700
Sponge Pellet ¹	Ex-Raipur	Lumps, FeM 80%, +/-1	23 Nov 13.31 IST	25,100	- 250	- 900	+ 400
Billet ¹	Ex-Mumbai	100x100mm, IS 2831	23 Nov 13.31 IST	42,500	- 100	+ 1,000	+ 1,700
Billet ¹	Ex-Raipur	100x100mm, IS 2831	23 Nov 13.31 IST	39,300	- 100	+ 150	+ 1,100
TMT (Re-Bar) Secondary mills ¹	Ex-Mumbai	12-25mm, IF Route, Fe 500, IS 1786	23 Nov 13.57 IST	47,700	0	+ 500	+ 1,900
TMT (Re-Bar) Secondary mills ¹	Ex-Delhi/NCR	12-25mm, IF Route, Fe 500, IS 1786	23 Nov 13.57 IST	45,500	0	- 900	+ 700
TMT (Re-Bar) ²	Ex-Mumbai	12-32mm, BF Route , IS 1786 Fe 500D	22 Nov 17.53 IST	54,100	- 700	- 400	+ 3,800
Structure ¹	Ex-Mumbai	40x40 Angle, IF Route, IS 2062/2011 E-250 Gr A	23 Nov 10.15 IST	49,800	0	+ 500	+ 1,300
Wire Rod ¹	Ex-Raipur	5.5 mm, SWRY 14 LC Gr 3, Induction route	23 Nov 13.37 IST	43,000	- 200	0	+ 900
HRC ²	Ex-Delhi	2.5-8mm / CTL, IS2062, Gr E250 Br.	22 Nov 17.47 IST	47,500	- 100	- 500	- 2,600
HRC ²	Ex-Mumbai	2.5-8mm / CTL, IS2062, Gr E250 Br.	22 Nov 17.47 IST	48,000	- 100	- 150	- 2,150
CRC ²	Ex-Delhi	0.90mm / CTL, IS 513, CR1	22 Nov 17.54 IST	55,000	- 500	- 1,500	- 2,750
CRC ²	Ex-Mumbai	0.90mm / CTL, IS 513, CR1	22 Nov 17.54 IST	54,200	- 1,000	- 1,650	- 3,150
HR Plate ²	Ex-Mumbai	5-10mm, Gr E250 Br.	20 Nov 18.15 IST	49,000	0	- 200	- 1,500
GP ²	Ex-Mumbai	0.8mm / CTL, 120 GSM, IS277	21 Nov 18.36 IST	58,300	0	+ 1,300	- 2,000
Silico Manganese ²	Ex-Raipur	25-150 mm, HC 60-14	22 Nov 18.37 IST	65,300	- 100	- 2,860	- 2,970
Ferro Manganese ²	Ex-Raipur	25-150 mm, HC 70%	22 Nov 18.36 IST	66,700	- 100	- 2,820	- 7,600
Ferro Chrome ²	Ex-Jajpur	10-150mm, HC 60%, Si- 4%	22 Nov 10.35 IST	108,700	+ 200	- 1,775	+ 1,850
Manganese Ore ²	Ex Balaghat, MOIL	Lumps, Mn 37%, Fe 7.5%	01 Nov 16.01 IST	13,382	- 135	- 135	NA
Chrome Ore ²	Ex-Odisha OMC, E-auction	Lumps, Friable 48-50%	20 Nov 13.49 IST	29,557	+ 1,147	NA	NA

*Basic Price GST @ 18% extra

1-Daily Assessment, 2-Weekly Assessment, 3-Monthly Assessment, W-O-W: Week On Week, 1M: Change over last month, 3M: Change over last 3 months

Iron Ore

Iron Ore (India)

Particular/Delivery	Size/Grade	Delivery	As On	Price	Change	1M	3M
Indian prices (in INR/MT)							
Odisha Iron Ore Index	5-18 mm, Fe 63%, DR Grade	Ex-mines	23 Nov 13.58 IST	7,250	+ 150	- 150	+ 1,600
	10-30mm, Fe 63%, BF Grade	Ex-mines	23 Nov 13.58 IST	6,700	+ 350	+ 150	+ 1,650
	0-10 mm, Fe 63%	Ex-mines	23 Nov 13.58 IST	5,600	- 50	- 300	+ 1,200
	0-10mm, Fe 60%	Ex-mines	23 Nov 13.58 IST	4,800	0	- 200	+ 1,150
	0-5mm, Fe 57%	Ex-mines	22 Nov 10.35 IST	3,600	0	- 300	+ 1,200
	5-18 mm, Lumps, Fe 60%	Ex-mines	23 Nov 13.58 IST	6,450	+ 100	- 350	+ 1,450
	10-30 mm, lumps, Fe 60%	Ex-mines	23 Nov 13.58 IST	5,700	+ 50	- 300	+ 1,300
	0-10mm, Fe 62%	Ex-mines	23 Nov 13.58 IST	5,300	- 50	- 300	+ 1,200
OMC Daitari	10-40 mm, Fe 62%	Ex-Mines	20 Nov 13.14 IST	6,900	+ 140	+ 140	+ 1,690
OMC Kurmitar (Koira)	0 -5 mm, Fe 62-60%	Ex-Mines	20 Nov 13.14 IST	4,900	- 450	- 450	+ 1,400
	10-40 mm, Fe 62%	Ex-Mines	20 Nov 13.14 IST	6,750	+ 50	+ 50	+ 1,600
OMC Gandhamardan	0 -5 mm, Fe 62-60%	Ex-Mines	20 Nov 13.14 IST	4,800	- 100	- 100	+ 1,350
	10-40 mm, Fe 62%	Ex-Mines	20 Nov 13.14 IST	6,000	+ 50	+ 50	+ 1,400
OMC Daitari	0 -5 mm, Fe 62-64%	Ex-Mines	20 Nov 13.14 IST	5,400	- 350	- 350	+ 1,400
OMC Guali	5-18 mm, Fe 62%	Ex-mines	20 Nov 13.14 IST	6,505	- 150	- 150	+ 1,400
	Fines -5 mm, Fe 60-62%	Ex-mines	20 Nov 13.14 IST	4,900	- 550	- 550	+ 800
OMC Jilling	5-18 mm, Fe 62%	Ex-mines	20 Nov 13.14 IST	7,350	- 100	- 100	+ 1,650
	Fines -5 mm, Fe 60-62%	Ex-mines	20 Nov 13.14 IST	5,050	- 450	- 450	+ 800
NMDC, Chhattisgarh	0 -10 mm, Fe 64%	F.O.R Siding	23 Oct 11.14 IST	5,410	NA	NA	NA
	10-40 mm, Fe 67%, DR CLO	F.O.R Siding	23 Oct 11.14 IST	7,420	NA	NA	NA
	10-150 mm, Fe 65.5%	F.O.R Siding	23 Oct 11.14 IST	6,220	NA	NA	NA
	6-40 mm, Fe 65.5%	F.O.R Siding	23 Oct 11.14 IST	6,350	NA	NA	NA
Chandrapur, Maharashtra	5-18 mm, Fe 63%	FOR Chandrapur	22 Nov 18.08 IST	9,250	0	- 500	NA
	0-10mm, Fe 63%	FoR Ballarshah	22 Nov 18.08 IST	5,600	0	- 400	+ 450
Ex-Bellary	0-10 mm, Fe 62%	Ex-Mines	21 Nov 18.07 IST	5,150	0	+ 200	+ 650
	0-10 mm, Fe 57%	Ex-Mines	21 Nov 18.07 IST	3,100	0	+ 200	+ 450
Karnataka e-auction	Lumps 10-40mm, Fe 63%	Ex-Mines	31 Oct 18.57 IST	4,400	0	0	+ 100
	Fines 0 -5 mm, Fe 60%	Ex-Mines	31 Oct 18.57 IST	3,400	0	0	+ 200

Pellets (India)

Indian prices (in INR/MT)							
Ex-Barbil	6-20 mm, Fe 63%, (+/- 0.5%)	FOR Siding	22 Nov 18.31 IST	8,100	- 200	- 850	+ 1,025
Ex-Durgapur	6-20 mm, Fe 63%, (+/- 0.5%)	Ex-Works	22 Nov 18.31 IST	9,600	- 100	- 400	+ 1,850
Ex-Jamshedpur	6-20 mm, Fe 63%	Ex-Works	22 Nov 18.31 IST	8,600	- 150	- 200	NA
Ex-Jharsugda	6-20 mm, Fe 63%, (+/- 0.5%)	Ex-Works	22 Nov 18.31 IST	8,700	- 100	- 800	+ 850
Ex-Raipur	6-20 mm, Fe 63%, (+/- 0.5%)	Ex-Works	22 Nov 18.31 IST	9,100	- 400	- 1,400	+ 100
Ex-Kandla	6-20 mm, Fe 64/63%	DAP	22 Nov 18.31 IST	10,900	0	0	+ 700
Ex-Bellary	6-20 mm, Fe 63%	Ex-Works	22 Nov 18.31 IST	10,200	- 100	- 275	+ 825

Weekly Assessment, GST @ 5% extra., Barbil and Kandla - Prices Loaded to Wagons

Concentrates (India)

Indian prices (in INR/MT)							
Ex-Jabalpur	-45 micron, Fe 63%	Ex-works	23 Nov 12.48 IST	5,050	0	+ 325	+ 1,175

Iron Ore (Global)

Global prices (in USD/MT)							
CNF China	Fines, Fe 61.5% (Australia Origin)	-	22 Nov 10.19 IST	\$100	0	+ 3	+ 1
CNF China	Fines, Fe 62% (Australia Origin)	-	22 Nov 10.19 IST	\$102	0	+ 3	+ 1
CNF China	Fines, Fe 62.5% (Brazil Origin)	-	22 Nov 12.02 IST	\$104	+ 1	+ 3	+ 1
CNF China	Fines, Fines 63/62% (India origin)	-	22 Nov 12.02 IST	\$98	+ 1	+ 3	+ 3
CNF China	Lumps, Fe 64/63% (South Africa Origin)	-	22 Nov 12.02 IST	\$103	+ 1	+ 4	0

CNF China	Lumps, USD/dmtu	-	22 Nov 10.19 IST	\$0.134	+ 0.003	- 0.006	- 0.021
CNF China	Fines, Fe 55% (India Origin)	-	21 Nov 18.31 IST	\$67.5	+ 0.5	- 0.5	+ 1.25
CNF China	Fines, Fe 56% (India Origin)	-	21 Nov 18.31 IST	\$70.5	+ 0.5	- 0.5	+ 1.25
CNF China	Fines, Fe 57% (India origin)	-	21 Nov 18.31 IST	\$73.5	+ 0.5	- 0.5	+ 1.25
CNF India	Lumps, Fe 64% (South Africa origin)	-	20 Nov 13.24 IST	\$110.5	+ 0.5	+ 1.5	0
FOB India	Fines, Fe 57% (India origin)	-	21 Nov 18.33 IST	\$61	+ 1	+ 1	+ 2.5

Prices on DMT basis (Daily Assessment) , India- Single Port Loading , FOB prices including demurrage , June to November: Moisture@ 10% , December to May: Moisture@ 8% , Or, actual moisture as per cargo certificate submitted by shipper to be adjusted

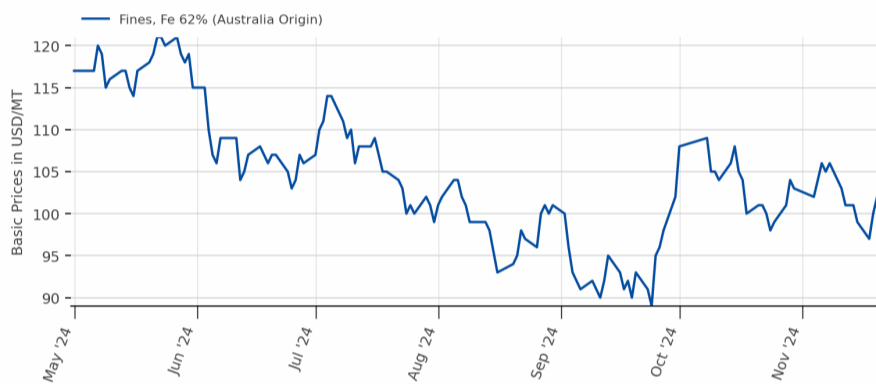
Pellets (Global)

Global prices (in USD/MT)

CNF China	6-20 mm, Fe 63% (India Origin)	-	22 Nov 18.17 IST	\$108	- 1	+ 1	- 1
	6-20 mm, Fe 65% (Brazil Origin)	-	20 Nov 11.58 IST	\$124	+ 1	+ 1	+ 1
FOB India	6-20 mm, Fe 63%	-	22 Nov 18.18 IST	\$95.5	- 1	+ 1.5	- 0.5
CNF China	5-20mm, Fe 63%	-	21 Nov 11.27 IST	\$7.8	+ 0.15	+ 0.35	+ 0.05
	6-20mm	-	21 Nov 11.27 IST	\$17.35	+ 0.5	+ 0.65	+ 0.45

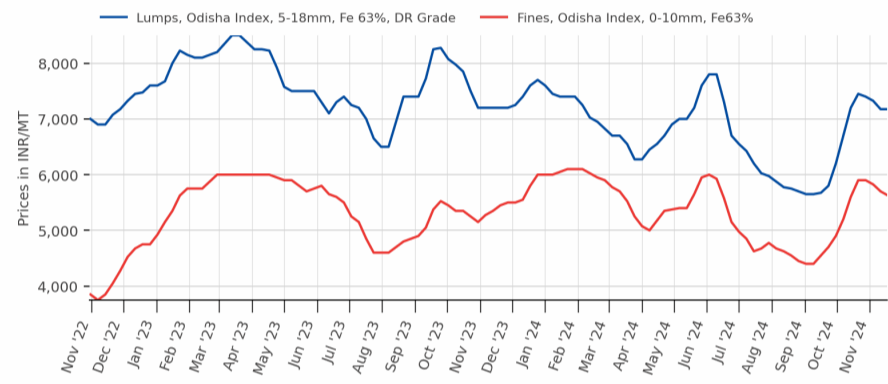
Note:- W-O-W: Week On Week, 1M: Change over last month, 3M: Change over last 3 months

Iron Ore Fines, CNF Rizhao China

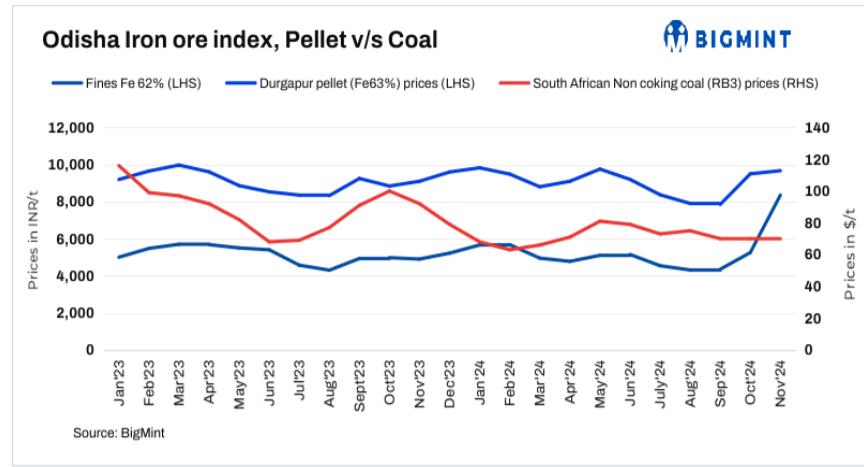


Source:BigMint

Odisha Iron Ore Price Index (Lumps & Fines)



Source:BigMint



India: Odisha iron ore fines index falls INR 50/t (\$0.5/t) post-OMC auction

2024-11-23

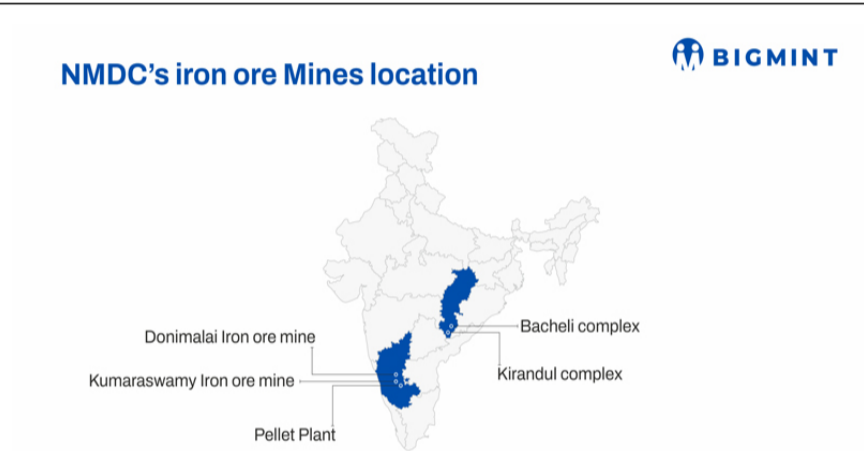
[READ MORE](#)



BigMint's daily trade sheet - 22 Nov'24

2024-11-23

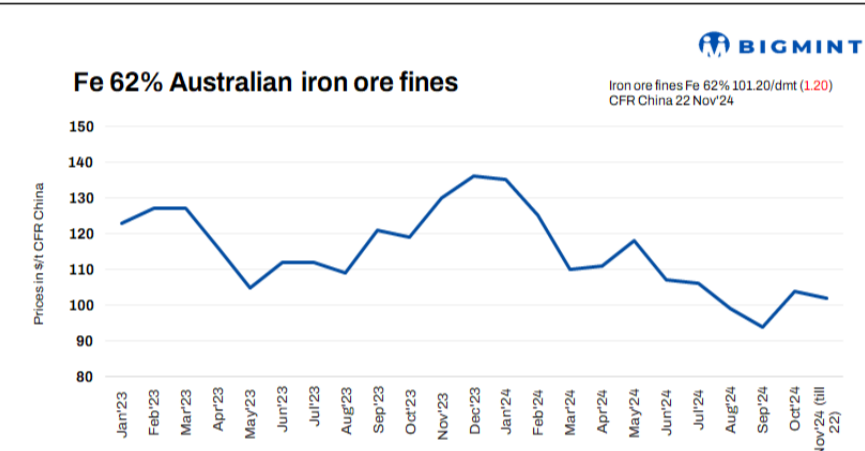
[READ MORE](#)



India: NMDC to auction over 300,000 t of iron ore from Chhattisgarh

2024-11-23

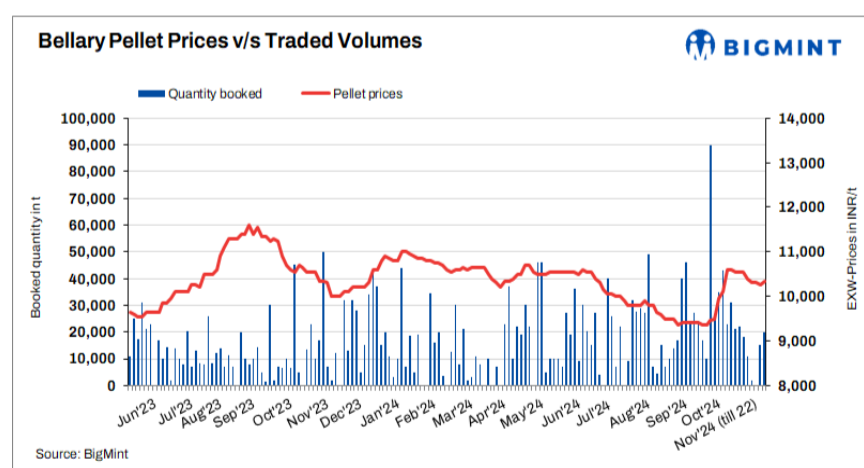
[READ MORE](#)



China: Iron ore spot prices fall by \$1/t d-o-d on weak signals after State Council policy briefing

2024-11-23

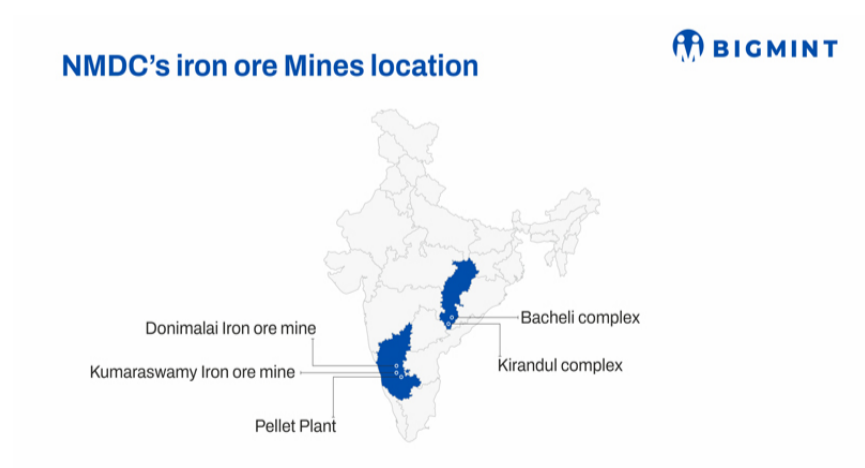
[READ MORE](#)



India: Bellary's pellet prices fall by INR 100/t (\$1/t)

2024-11-22

[READ MORE](#)

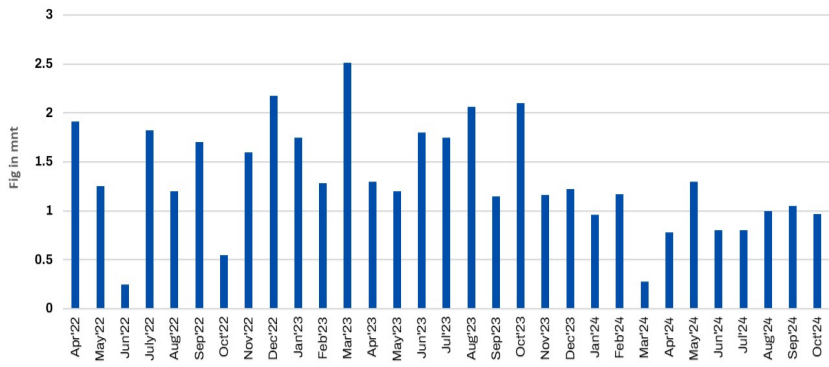


India: Over 300,000 t of iron ore left unsold in NMDC's Chhattisgarh auction

2024-11-22

[READ MORE](#)

Karnataka Iron Ore E-auction Sales Volume (Apr'22-Oct'24)



Source: BigMint

India: Karnataka to auction around 60,000 t of iron ore

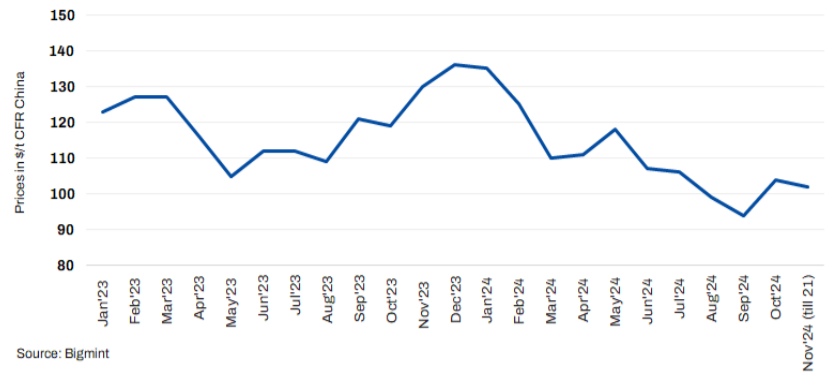
2024-11-22

[READ MORE](#)



Fe 62% Australian iron ore fines

Iron ore fines Fe 62% 102.40/dmt (0.80)
CFR China 21 Nov'24



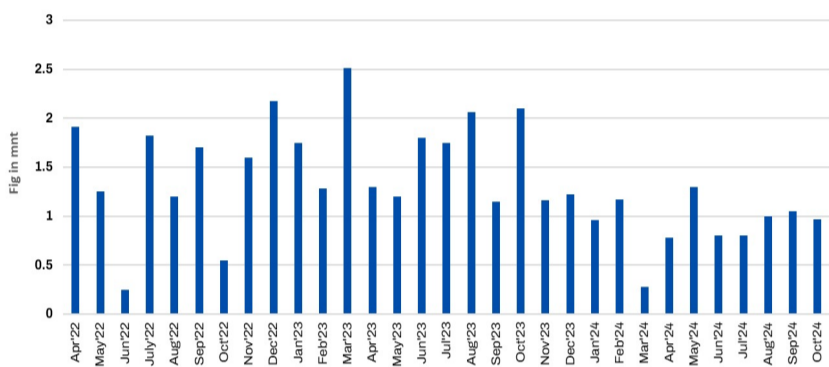
Source: BigMint

China: Iron ore spot prices inch up by \$1/t d-o-d

2024-11-22

[READ MORE](#)

Karnataka Iron Ore E-auction Sales Volume (Apr'22-Oct'24)



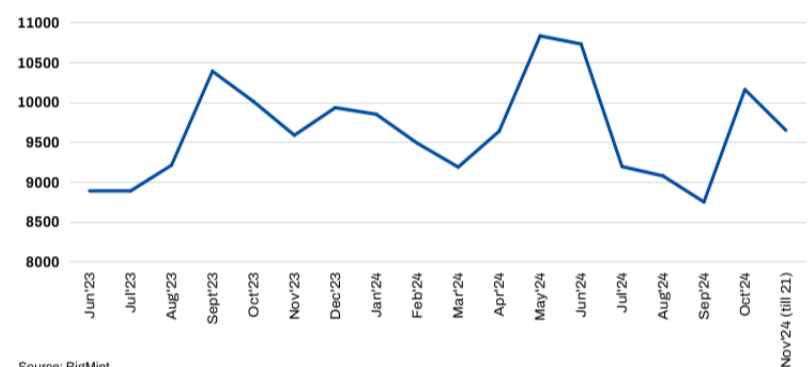
Source: BigMint

India: Over 30,000 t of iron ore lumps booked in SMIOR's auction from Karnataka

2024-11-21

[READ MORE](#)

Raipur pellet (Fe 63%) prices



Source: BigMint

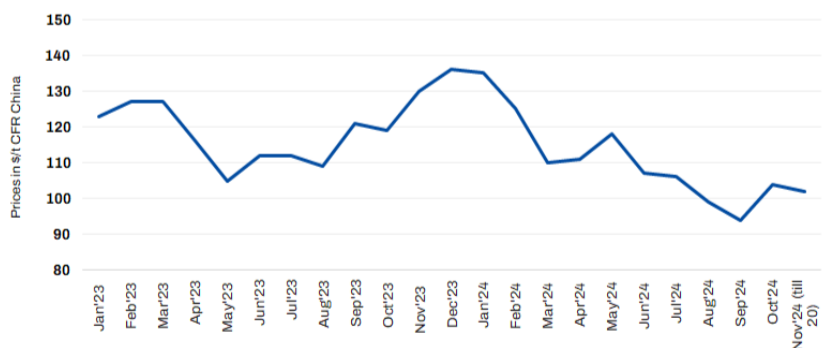
India: Pellet prices in Raipur drop by INR 400/t (\$5/t) post-OMC auction

2024-11-21

[READ MORE](#)

Fe 62% Australian iron ore fines

Iron ore fines Fe 62% 101.60/dmt (0.25)
CFR China 20 Nov'24



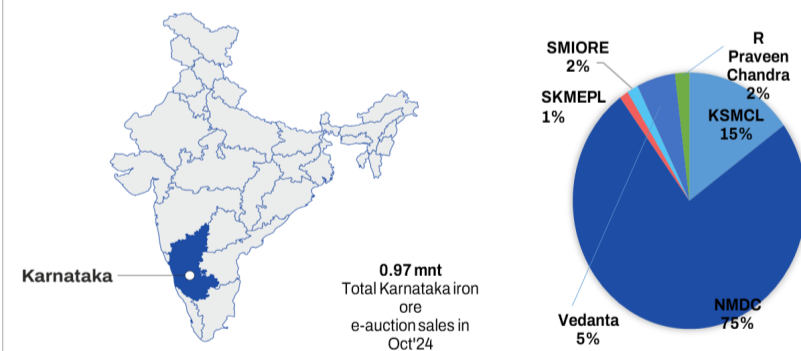
Source: BigMint

China: Iron ore spot prices remain largely stable d-o-d amid thin trading activity

2024-11-21

[READ MORE](#)

Karnataka Miner-Wise Iron Ore E-auction Sales in Oct'24



Source: BigMint

India: NMD's Donimalai's iron ore auction sees active response

2024-11-21

[READ MORE](#)

Coal

Non Coking (India)

Particular/Delivery	Size/Grade	Delivery	As On	Price	Change	1M	3M
Indian prices (in INR/MT)							
Ex-Gangavaram	RB2 (5500 NAR), S.Africa	Ex-Port	22 Nov 17.32 IST	9,500	0	0	-100
	RB3 (4800 NAR), South Africa	Ex-Port	22 Nov 17.32 IST	7,600	0	0	0

Met Coke (India)

Indian prices (in INR/MT)							
Ex-Jajpur	25-90 mm, Blast Furnace-grade	Ex-Yard	20 Nov 17.31 IST	32,700	-100	-700	-1,500
Ex-Gandhidham	25-90 mm, Blast Furnace-grade	Ex-Yard	20 Nov 17.31 IST	29,500	-100	-100	-1,800

Coking (Global)

Global prices (in USD/MT)							
CNF India	0-40mm, HCC 64 Mid Vol, Australia	-	22 Nov 11.24 IST	\$185	0	+3	-3.75
	0-40mm, Premium HCC, Australia	-	22 Nov 11.24 IST	\$218	-1	+2.4	+5.5
	Low Vol PCI, Australia	-	22 Nov 11.24 IST	\$172	-2	-3	-11
FOB Australia	0-40mm, Low Vol PCI	-	22 Nov 11.29 IST	\$157	-2	-3.2	-10.75
	HCC 64 Mid Vol	-	22 Nov 11.29 IST	\$170	0	+3	-3.5
	Premium HCC	-	22 Nov 11.29 IST	\$204	0	+3.4	+6.75

Non Coking (Global)

Global prices (in USD/MT)							
CNF India	RB1 (6000 NAR), S.Africa	-	22 Nov 13.52 IST	\$117	0	-1	-11
	RB2 (5500 NAR), S.Africa	-	22 Nov 13.52 IST	\$103	0	-1.6	-7
	RB3 (4800 NAR), S.Africa	-	22 Nov 13.52 IST	\$84	0	-0.6	-7
FOB South Africa	RB1 (6000 NAR)	-	22 Nov 13.54 IST	\$101	0	-1	-10
	RB2 (5500 NAR)	-	22 Nov 13.54 IST	\$88.5	0	-1	-4.5
	RB3 (4800 NAR)	-	22 Nov 13.54 IST	\$70	0	0	-4

Met Coke (Global)

Global prices (in USD/MT)							
FOB China	25-90mm, 64% CSR	-	21 Nov 17.17 IST	\$256	-6	-15	+5
CNF India	25-90mm, 64% CSR, China	-	21 Nov 17.10 IST	\$271	-5	-9	+9
	64% CSR, Japan origin	-	21 Nov 17.12 IST	\$354	0	0	-1

Note:- W-O-W: Week On Week, 1M: Change over last month, 3M: Change over last 3 months

Scrap & Metallic

Sponge (India)

Region	Particular	Sponge Iron (C-DRI)				Pellet Sponge (P-DRI)			
		Price	Change	W-O-W	1M	Price	Change	W-O-W	1M
Indian prices (in INR/MT) As on 23 Nov 2024									
North India	Mandi Gobindgarh	31,300	-200	0	-1,200	-	-	-	-
East India	Durgapur	27,000	-300	-400	-1,100	24,800	-200	-450	-1,200
East India	Rourkela	26,800	-200	+50	-1,100	-	-	-	-
Central India	Raigarh	26,400	-150	-250	-1,100	24,400	-150	-250	-1,100
Central India	Raipur	29,500	-150	-50	-500	25,100	-250	-250	-900
South India	Bellary	26,900	-100	-300	-400	25,750	-50	-150	-500
Eastern India	Ramgarh	27,500	-50	-100	-500	25,200	0	-300	-800
East India	Jharsugda	-	-	-	-	24,000	-100	+100	-700
South India	Hyderabad	-	-	-	-	26,400	0	-300	-600

All prices are basic, GST extra.

Pig Iron (India)

Particular/Delivery	Size/Grade	Delivery	As On	Price	Change	1M	3M
Indian prices (in INR/MT)							
DAP-Ludhiana	Steel Grade	DAP	23 Nov 13.33 IST	37,750	0	-1,250	-1,550
Ex-Bokaro	Steel Grade	Ex-Plant,Bokaro	08 Nov 17.28 IST	35,000	-2,100	-2,100	-900
Ex-Burnpur	Steel Grade	Ex-Plant,Burnpur	31 May 16.00 IST	40,500	-2,500	0	0
Ex-Durgapur	Steel Grade	Ex-Plant,Durgapur	08 Nov 13.50 IST	35,600	-3,150	-3,150	+100
		Ex-Works	23 Nov 13.33 IST	34,200	0	-3,800	-2,000
Ex-Rourkela	Steel Grade	Ex-Plant,Rourkela	08 Nov 15.11 IST	35,000	-1,800	-1,800	-450
Ex-Bhilai	Steel Grade	Ex-Plant,Bhilai	20 Nov 17.27 IST	33,500	-5,200	-5,200	-4,500
DAP-Raigarh	Steel Grade	DAP	23 Nov 13.33 IST	33,600	-50	-3,050	-2,700
DAP-Raipur	Steel Grade	DAP	23 Nov 13.33 IST	34,000	0	-2,950	-2,450
DAP-Hyderabad	Steel Grade	DAP	23 Nov 13.33 IST	36,000	0	-1,900	-2,200
DAP-Delhi	Foundry Grade	DAP	23 Nov 13.29 IST	40,800	0	-1,400	-2,700
DAP-Ludhiana	Foundry Grade	DAP	23 Nov 13.29 IST	40,800	0	-1,200	-2,700
Ex-Durgapur	Foundry Grade	Ex-Works	23 Nov 13.29 IST	40,000	0	-2,500	-1,500
Ex-Kharagpur	Foundry Grade	Ex-Works	23 Nov 13.29 IST	40,000	0	-2,500	-1,500
DAP-Ahmedabad	Foundry Grade	DAP	23 Nov 13.29 IST	44,300	0	-700	-900
DAP-Kolhapur	Foundry Grade	DAP	23 Nov 13.29 IST	45,000	0	-500	-500

Indian pig iron price assessment frequency has been increased from weekly to daily basis.

Re - Rolling Scrap (India)

Indian prices (in INR/MT)							
Ex-Alang	Attachment, Ship Breaking	Ex-Yard	23 Nov 10.47 IST	36,200	0	+1,500	+1,200
	HMS(80:20), Ship Breaking	Ex-Yard	23 Nov 10.47 IST	34,700	0	+1,500	+700
	19-22mm(12 ANE), Ship Breaking	Ex-Yard	23 Nov 11.05 IST	40,000	-200	0	-1,300
	15-18mm(10 ANE), Ship Breaking	Ex-Yard	23 Nov 11.05 IST	40,000	-200	0	-1,300
	1 Inch, Ship Breaking	Ex-Yard	23 Nov 11.05 IST	40,000	-200	0	-1,300
	12-14mm(8 ANE), Ship Breaking	Ex-Yard	23 Nov 11.05 IST	39,500	-200	0	-1,300
	5-10 KG, Ship Breaking	Ex-Yard	23 Nov 11.05 IST	39,000	-200	0	-800
	9-11mm(6 ANE), Ship Breaking	Ex-Yard	23 Nov 11.05 IST	38,000	-200	0	-1,300
	2-5 KG, Ship Breaking	Ex-Yard	23 Nov 11.05 IST	38,000	-200	0	-800
	6-8mm(4 ANE), Ship Breaking	Ex-Yard	23 Nov 11.05 IST	37,000	-200	0	-1,300
	1-2 KG, Ship Breaking	Ex-Yard	23 Nov 10.47 IST	36,400	0	+1,500	+1,200

Melting Scrap (India)

Particular/Delivery	Size/Grade	Delivery	As On	Price	Change	1M	3M
Indian prices (in INR/MT)							
Ex-Ludhiana	End Cutting	DAP	23 Nov 13.36 IST	36,200	-100	+600	-500
	CI Scrap, Mixed Size	DAP	23 Nov 13.36 IST	38,500	0	+600	-400
	Turning Boring Scrap	DAP	23 Nov 13.36 IST	33,500	-200	+300	-400
	CR Busheling (Loose)	DAP	23 Nov 13.36 IST	37,200	-100	+700	-700
Ex-Mandi	CR Busheling (Loose)	DAP	23 Nov 13.36 IST	37,500	-100	+400	-600
	HMS(80:20)	DAP	23 Nov 13.36 IST	34,200	-100	+800	+100
	End Cutting	DAP	23 Nov 13.36 IST	36,500	-100	+100	-500
Ex-Durgapur	LMS (Light Melting Scrap)	DAP	23 Nov 13.36 IST	32,400	-100	+600	+500
Ex-Durgapur	HMS(80:20)	DAP	23 Nov 13.36 IST	33,800	0	-150	-200
Ex-Raipur	HMS(80:20)	DAP	23 Nov 13.36 IST	33,250	-150	-750	-650
	End Cutting	DAP	23 Nov 13.36 IST	35,250	-150	-750	-650
Ex-Ahmedabad	CR Busheling (Bundle)	DAP	23 Nov 13.36 IST	37,700	0	-700	0
	HMS(80:20)	DAP	23 Nov 13.36 IST	33,200	0	+700	+200
Ex-Alang	HMS(80:20)	Ex-Yard	23 Nov 13.36 IST	34,700	0	+1,500	+700
Ex-Jalna	CR Busheling (Loose)	DAP	23 Nov 13.36 IST	36,000	0	+400	0
	HMS(80:20)	DAP	23 Nov 13.36 IST	33,000	0	+400	0
Ex-Mumbai	HMS(80:20)	DAP	23 Nov 13.36 IST	32,500	0	0	0
Ex-Chennai	CR Busheling (Bundle)	DAP	23 Nov 13.36 IST	35,800	0	+500	+300
	HMS(90:10)	DAP	23 Nov 13.36 IST	34,300	+100	+400	+100
	Turning Boring Scrap	DAP	23 Nov 13.36 IST	31,200	0	+300	-100
	HMS(80:20)	DAP	23 Nov 13.36 IST	32,200	0	+400	0
Ex-Coimbatore	CI Scrap, Mixed Size	DAP	23 Nov 13.36 IST	36,300	0	-700	-700
Ex-Hyderabad	HMS(90:10)	DAP	23 Nov 13.36 IST	32,500	0	+500	0
	HMS(80:20)	DAP	23 Nov 13.36 IST	31,000	0	+500	0
Ex-Bhilai	9-13 Meters, 60 KG	Ex-works	23 Sep 19.00 IST	41,000	0	-2,700	-150

Mill Scale (India)

Indian prices (in INR/MT)							
Ex Plant, Raipur	Fines, Fe 70/68%	EXW	23 Nov 14.03 IST	7,400	-50	+100	+350
Ex-Kandla	Fines, Fe 70/68%	DAP	23 Nov 14.03 IST	6,950	0	0	+400

Sponge Iron (Global)

Particular/Delivery	Size/Grade	Delivery	As On	Price	Change	1M	3M
Global prices (in USD/MT)							
CNF Bangladesh	FeM 80% (+/-1), 100% lumps	-	21 Nov 17.19 IST	\$360	-19	-20	-5
CNF Nepal	Mix (70% lumps, 30% fines), FeM 80% (+/-1)	-	21 Nov 17.19 IST	\$361	-10	-14	+15

Melting Scrap (Global)

Global prices (in USD/MT)							
FOB Europe	HMS 80:20 (Bulk)	-	20 Nov 18.40 IST	\$323	-9	-18	-12
FOB USA	HMS 80:20	-	22 Nov 17.10 IST	\$321	0	-21	-13.8
	Shredded	-	22 Nov 17.10 IST	\$341	0	-21	-13.8
CNF Bangladesh	H2 (Bulk, Japan origin)	-	20 Nov 18.21 IST	\$365	-5	-5	-26
	HMS 80:20 (Bulk, US Origin)	-	20 Nov 18.21 IST	\$375	-5	-6	-17
	HMS 80:20 (Containers, Europe Origin)	-	22 Nov 18.04 IST	\$377	-1	-12	-13.2
	Shredded (Containers, UK Origin)	-	22 Nov 18.04 IST	\$389	+1	-12	-12.6
CNF China	H2	-	22 Nov 12.12 IST	\$350	0	-5.6	+20.8
	HMS 80:20 (Bulk)	-	22 Nov 12.12 IST	\$329	0	-12.2	-18
	Shredded	-	22 Nov 12.12 IST	\$395	0	0	-15
CNF India	HMS 80:20 (Europe Origin, Containers)	-	22 Nov 18.04 IST	\$363	-1	-15	-8.2
	HMS 80:20 (West Africa Origin, Containers)	-	22 Nov 18.04 IST	\$365	0	-11.8	-5
	HMS 80:20 (West Africa Origin, Containers)	-	22 Nov 18.04 IST	\$368	0	-12	-3.4
	Shredded (Europe Origin, Containers)	-	22 Nov 18.04 IST	\$386	-1	-11.2	-4.4
	Shredded (US Origin, Containers)	-	22 Nov 18.04 IST	\$383	-1	-11.6	-3.4
CNF Pakistan	Shredded (Containers, Europe Origin)	-	22 Nov 18.04 IST	\$387	-3	-11	-12
CNF Taiwan	HMS 80:20 (US Origin, Containers)	-	20 Nov 11.07 IST	\$315	-3	-15	-11
CNF Thailand	HMS 70:30	-	29 Jan 17.41 IST	\$352	+2	NA	NA
CNF Turkey	HMS 80:20 (Bulk, US Origin)	-	22 Nov 18.04 IST	\$344	+1	-26.6	-18.6

CNF Vietnam	H2, (Bulk, Japan origin)	-	18 Nov 18.12 IST	\$336	-3	-8	-26
	HMS 80:20 (Bulk, US Origin)	-	18 Nov 18.12 IST	\$363	-1	-3	-9

Pig Iron (Global)

Particular/Delivery	Size/Grade	Delivery	As On	Price	Change	1M	3M
Global prices (in USD/MT)							
FOB Black Sea	Steel Grade	-	23 Nov 20.00 IST	\$333	-2	-25	-55
FOB Brazil	Steel Grade	-	23 Nov 20.00 IST	\$432	0	0	-5
CNF Italy	Steel Grade	-	23 Nov 20.01 IST	\$381	-2	-25	-54

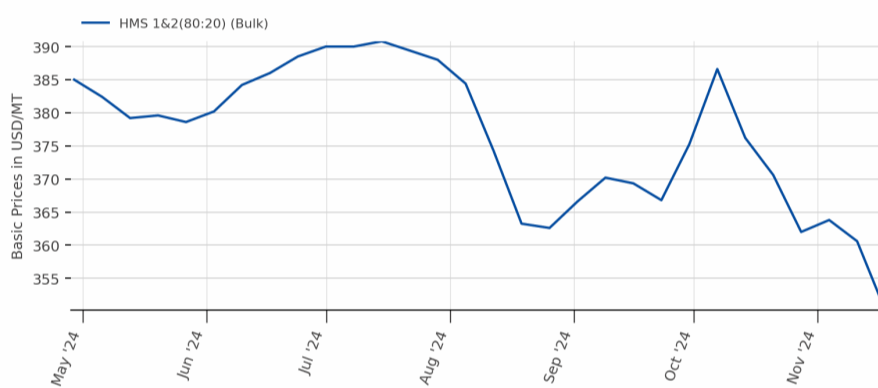
Weekly Assessment,, *Tender Prices in export

Ship Breaking (Global)

Global prices (in USD/MT)							
CNF Bangladesh	Containers	-	19 Nov 12.13 IST	\$500	0	+10	-30
	Tanker	-	19 Nov 12.13 IST	\$490	0	+10	-30
CNF India	Containers	-	19 Nov 12.13 IST	\$490	0	-20	-30
	Tanker	-	19 Nov 12.13 IST	\$480	0	-20	-30
CNF Pakistan	Containers	-	19 Nov 12.13 IST	\$480	0	-20	-30
	Tanker	-	19 Nov 12.13 IST	\$470	0	-20	-30
CNF Turkey	Containers	-	19 Nov 12.13 IST	\$340	-10	-10	-25
	Tanker	-	19 Nov 12.13 IST	\$330	-10	-10	-25

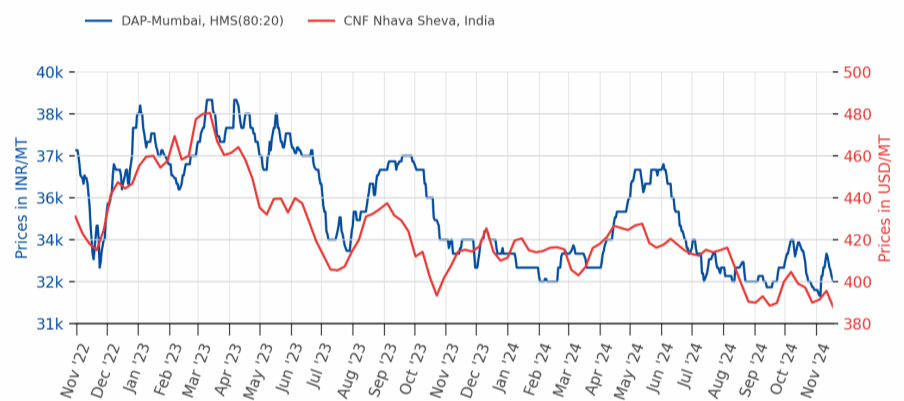
Note:- W-O-W: Week On Week, 1M: Change over last month, 3M: Change over last 3 months

Melting Scrap, CNF Turkey



Source:BigMint

Melting Scrap DAP Mumbai/CNF India



Source:BigMint

Scrap & Metallic News

Weekly snapshot

Commodity	Change in %
Coking coal	-1.80 %
Billet	0.77 %
Rebar	0.24 %
HRC (Cut-to-length)	-0.39 %

% Change on w-o-w basis

Weekly round-up: Semi-finished prices up amid low trade volumes, mixed steel market signals

2024-11-23 [READ MORE](#)

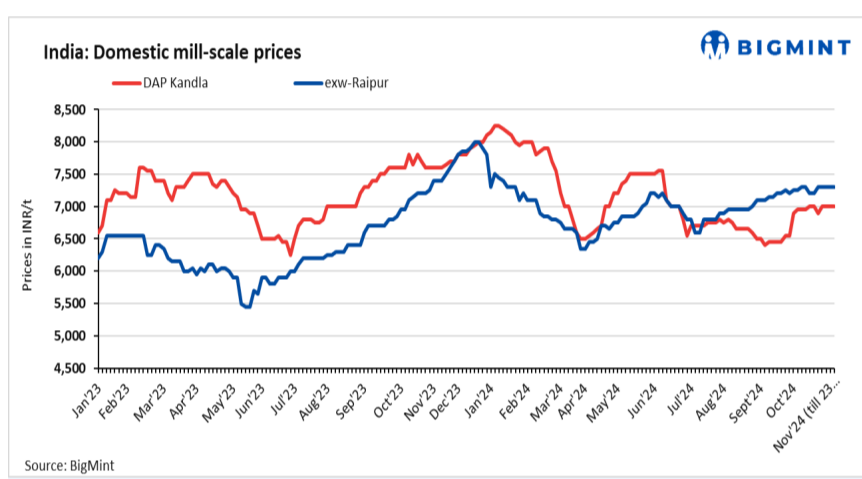
Global ferrous scrap market overview

Country	Commodity	Price	Change
Turkiye	Rebar FOB	580	
	Billet CNF	485	
	Scrap CFR	344	-3%
Pakistan	Rebar EXW	900	
	Billet EXW	764	
	Scrap CFR	387	-1%
India	Rebar EXW	568	
	Billet DAP	507	
	Scrap CFR	386	-1%
China	Rebar EXW	502	
	Billet EXW	436	
	Scrap CFR	395	0%
Japan	Scrap FOB	291	0%
	Bangladesh		
	Rebar EXW	706	
Sponge CPT	360		
Scrap CFR	389	-2%	

Week 47, 2024 (18-23 Nov'24)
Turkiye: Bulk HMS(80:20) scrap | Japan: H2 Scrap | China: Shredded Scrap | South Asia: Shredded Scrap | Prices now in \$/t | % change on w-o-w basis | Source: BigMint

Weekly round-up: Global ferrous scrap markets reveal mixed price signals amid weak demand

2024-11-23 [READ MORE](#)



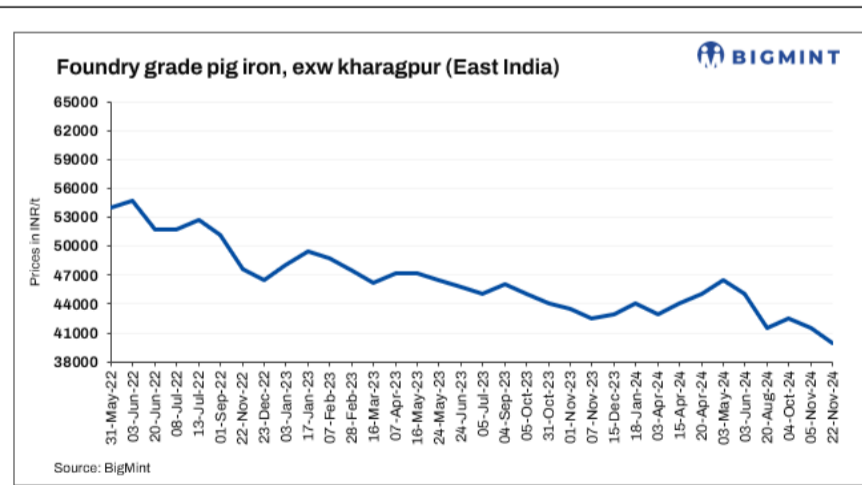
India: Mill scale prices show divergent trends in major markets

2024-11-23 [READ MORE](#)

South Korea: Steel mills' scrap purchase price update

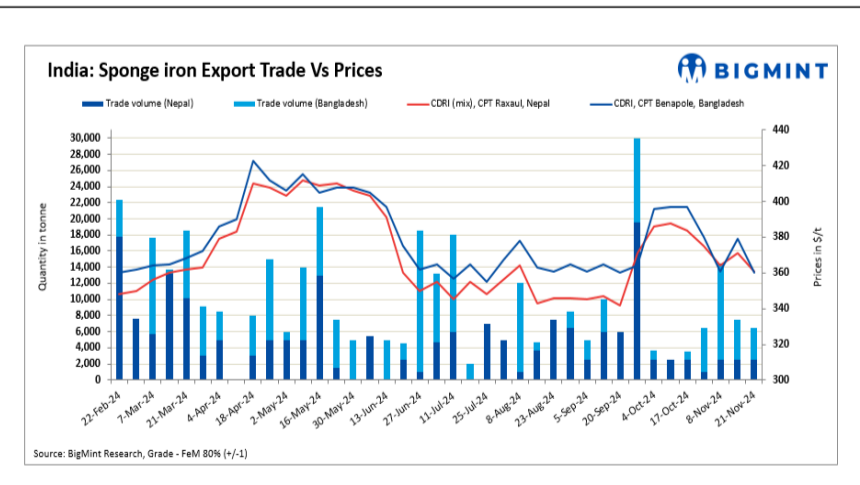
South Korea: Major mills reduce scrap procurement prices by up to \$14/t

2024-11-22 [READ MORE](#)



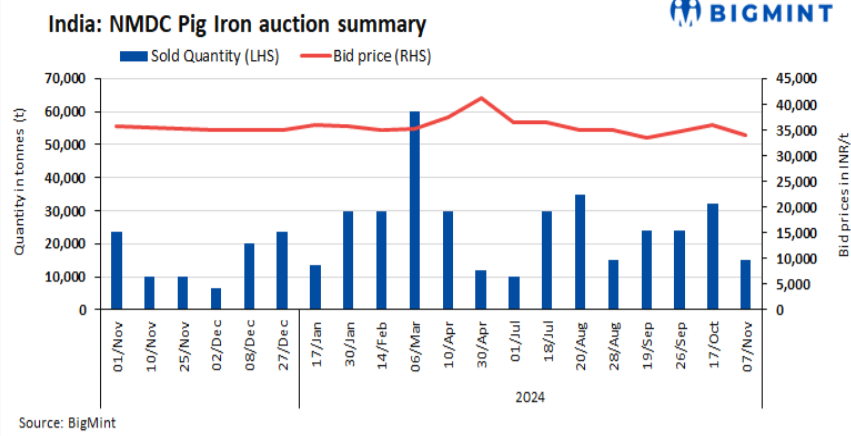
India: Tata Metaliks cuts pig iron prices by INR 1,500/t (\$17/t)

2024-11-22 [READ MORE](#)



India: Sponge iron export offers for Nepal, Bangladesh drop by \$10-19/t w-o-w

2024-11-22 [READ MORE](#)



India: Base price in NMDC Nagarnar's pig iron auction falls by INR 2,000/t

2024-11-22

[READ MORE](#)

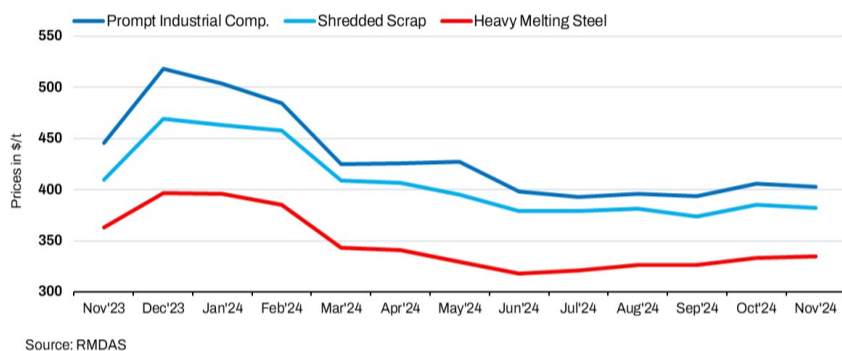
South Korea: Steel mills' scrap purchase price update

South Korea: Major mills reduce scrap procurement prices by up to \$7/t

2024-11-21

[READ MORE](#)

RMDAS: Total US regional spot market prices

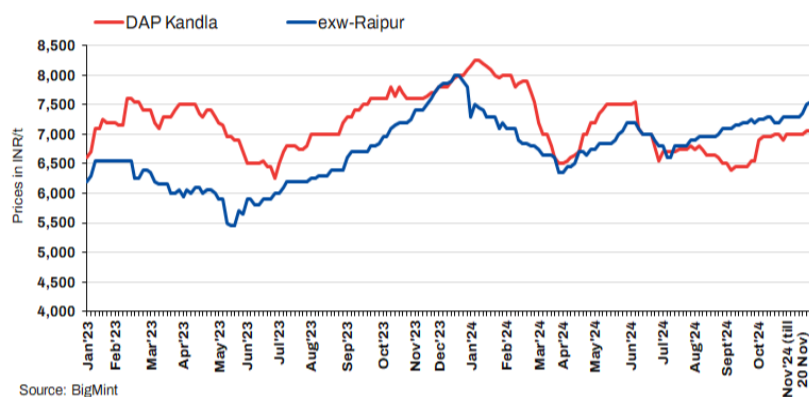


US: RMDAS ferrous scrap index sees mixed trends in Nov'24

2024-11-21

[READ MORE](#)

India: Domestic mill-scale prices



India: Mill scale prices drop in major markets amid falling pellet tags

2024-11-20

[READ MORE](#)

SAIL Bhilai pig iron auction summary

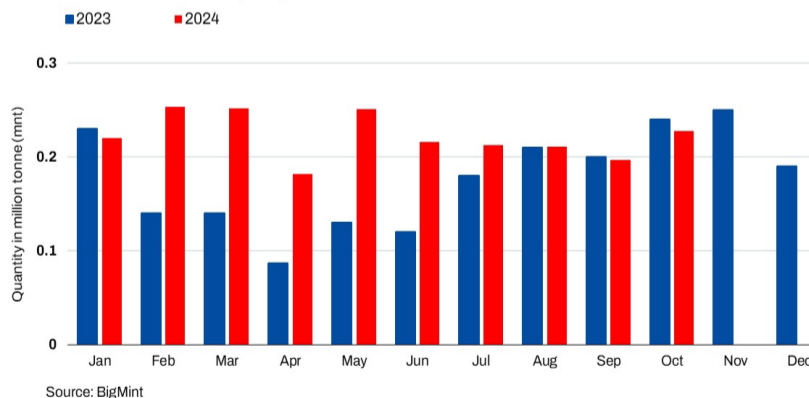


India: Over 4,000 t of pig iron sold at SAIL-BSP's auction

2024-11-20

[READ MORE](#)

Pakistan ferrous scrap import volume



Pakistan's ferrous scrap imports jump over 15% m-o-m in Oct'24

2024-11-20

[READ MORE](#)

Steel

Ingots/Billet (India)

Region	Particular	INGOT				BILLET			
		Price	Change	W-O-W	1M	Price	Change	W-O-W	1M
Indian prices (in INR/MT) As on 23 Nov 2024									
North India	Ghaziabad	40,200	- 300	- 300	- 1,000	-	-	-	-
North India	Ludhiana	43,400	- 200	+ 400	+ 500	-	-	-	-
North India	Mandi Gobindgarh	42,100	- 100	0	- 200	42,100	- 100	0	- 200
North India	Muzaffarnagar	40,300	- 100	- 100	- 700	-	-	-	-
East India	Rourkela	37,650	- 50	+ 300	- 250	38,200	- 50	+ 450	- 100
Central India	Raigarh	38,400	- 100	+ 200	- 200	38,700	- 50	+ 300	- 200
Central India	Raipur	39,100	- 100	+ 500	+ 200	39,300	- 100	+ 300	+ 150
West India	Ahmedabad	41,600	- 100	+ 600	+ 1,400	42,500	- 100	+ 600	+ 1,200
West India	Jaipur	40,800	- 100	+ 100	- 100	-	-	-	-
West India	Mumbai	42,000	- 100	+ 500	+ 1,000	42,500	- 100	+ 500	+ 1,000
East India	Durgapur	-	-	-	-	38,900	- 250	+ 100	- 350
East India	Kolkata	-	-	-	-	39,600	- 250	+ 100	- 350
West India	Bhavnagar	-	-	-	-	42,100	- 100	+ 600	+ 1,100
West India	Goa	-	-	-	-	40,500	0	- 500	- 500
West India	Jalna	-	-	-	-	42,100	- 100	+ 300	+ 400
South India	Chennai	-	-	-	-	41,800	0	- 200	- 700
South India	HINDPUR	-	-	-	-	41,300	- 400	- 200	- 300
South India	Hyderabad	-	-	-	-	40,000	- 500	- 500	- 500
Eastern India	Ramgarh	-	-	-	-	39,100	- 100	+ 100	- 150

All prices are basic, GST @ 18% extra. Ingot - 3.5"×4.5", Commercial Grade, Billet - 100×100

Rebar (India)

Particular/Delivery	Size/Grade	Delivery	As On	Price	PRICE @ 18%GST	Change	1M	3M
Indian prices (in INR/MT)								
Exy-Delhi/NCR	12-32mm, BF Route, IS 1786 Fe 550D	Ex-Yard	22 Nov 17.53 IST	54,900	64,800	- 200	- 100	+ 4,700
	12-32mm, BF Route, IS 1786 Fe 500D	Ex-Yard	22 Nov 17.53 IST	54,900	64,800	- 200	- 100	+ 4,700
Exy-Durgapur	12-32mm BF Route, IS 1786 Fe 550D	Ex-Yard	22 Nov 17.53 IST	54,000	63,700	- 500	+ 500	+ 5,200
	12-32mm BF Route, IS 1786 Fe 500D	Ex-Yard	22 Nov 17.53 IST	54,000	63,700	- 500	+ 500	+ 5,200
Exy-Ahmedabad	12-32mm BF Route, IS 1786 Fe 500D	Ex-Yard	22 Nov 17.53 IST	54,900	64,800	- 300	+ 300	+ 5,300
	12-32mm BF Route, IS 1786 Fe 550D	Ex-Yard	22 Nov 17.53 IST	54,900	64,800	- 300	+ 300	+ 5,300
Exy-Mumbai	12-32mm, BF Route, IS 1786 Fe 500D	Ex-Yard	22 Nov 17.53 IST	54,100	63,800	- 700	- 400	+ 3,800
	12-32mm, BF Route, IS 1786 Fe 550D	Ex-Yard	22 Nov 17.53 IST	54,100	63,800	- 700	- 400	+ 3,800
Exy-Bangalore	12-32mm, BF Route, IS 1786 Fe 500D	Ex-Yard	22 Nov 17.53 IST	54,700	64,500	- 400	- 200	+ 3,900
	12-32mm, BF Route, IS 1786 Fe 550D	Ex-Yard	22 Nov 17.53 IST	54,700	64,500	- 400	- 200	+ 3,900
Exy-Chennai	12-32mm, BF Route, IS 1786 Fe 500D	Ex-Yard	22 Nov 17.53 IST	54,400	64,200	- 600	- 200	+ 4,100
	12-32mm, BF Route, IS 1786 Fe 550D	Ex-Yard	22 Nov 17.53 IST	54,400	64,200	- 600	- 200	+ 4,100
Exy-Hyderabad	12-32mm, BF Route, IS 1786 Fe 500D	Ex-Yard	22 Nov 17.53 IST	54,000	63,700	- 500	- 200	+ 4,700
	12-32mm, BF Route, IS 1786 Fe 550D	Ex-Yard	22 Nov 17.53 IST	54,000	63,700	- 500	- 200	+ 4,700

Indian prices (in INR/MT)								
Ex-Delhi/NCR	12-25mm, IF Route, Fe 500, IS 1786	Ex-Works	23 Nov 13.57 IST	45,500	53,700	0	- 900	+ 700
Ex-Jaipur	12-25mm IF route, Fe 500, IS 1786	Ex-Works	23 Nov 13.57 IST	44,700	52,700	0	0	+ 800
Ex-Mandi Gobindgarh	12-25mm, IF Route, Fe 500, IS 1786	Ex-Works	23 Nov 13.57 IST	46,600	55,000	- 100	- 600	+ 200
Ex-Muzaffarnagar	12-25mm, IF Route, Fe 500, IS 1786	Ex-Works	23 Nov 13.57 IST	44,000	51,900	- 400	- 1,300	- 100
Ex-Durgapur	12-25mm, IF Route, Fe 500, IS 1786	Ex-Works	23 Nov 13.57 IST	41,200	48,600	- 200	- 1,400	+ 400
	12-25mm, IF Route, Fe 500D, IS 1786	Ex-Works	23 Nov 13.57 IST	43,300	51,100	- 200	- 1,400	+ 400
Ex-Rourkela	12-25mm, IF Route, Fe 500, IS 1786	Ex-Works	23 Nov 13.57 IST	41,800	49,300	- 200	- 900	+ 700
	12-25mm, IF Route, Fe 500D, IS 1786	Ex-Works	23 Nov 13.57 IST	46,500	54,900	- 500	- 3,000	- 900
Ex-Raigarh	12-25mm, IF Route, Fe 500, IS 1786	Ex-Works	23 Nov 13.57 IST	41,800	49,300	0	- 300	+ 900
Ex-Raipur	12-25mm, IF Route, Fe 500, IS 1786	Ex-Works	23 Nov 13.57 IST	42,400	50,000	- 100	- 400	+ 900
	12-25mm, IF Route, Fe 500D, IS 1786	Ex-Works	23 Nov 13.57 IST	45,600	53,800	0	- 900	+ 800
Ex-Ahmedabad	12-25mm, IF Route, Fe 500, IS 1786	FOR	23 Nov 13.57 IST	46,000	54,300	0	+ 400	+ 1,200

Ex-Goa	12-25mm, IF Route, Fe 500, IS 1786	Ex-Works	23 Nov 13.57 IST	47,400	55,900	0	- 200	+ 1,000
Ex-Jalna	12-25mm, IF Route, Fe 500, IS 1786	Ex-Works	23 Nov 13.57 IST	47,000	55,500	0	- 300	+ 2,400
Ex-Mumbai	12-25mm, IF Route, Fe 500, IS 1786	Ex-Works	23 Nov 13.57 IST	47,700	56,300	0	+ 500	+ 1,900
Ex-Bangalore	12-25mm, IF Route, Fe 550D, IS 1786	Ex-Works	23 Nov 13.57 IST	50,200	59,200	0	- 1,300	+ 400
	12-25mm, IF Route, Fe 550, IS 1786	Ex-Works	23 Nov 13.57 IST	47,000	55,500	+ 100	- 1,200	+ 800
Ex-Chennai	12-25mm, IF Route, Fe 500, IS 1786	Ex-Works	23 Nov 13.57 IST	46,300	54,600	0	- 700	+ 100
Ex-Hyderabad	12-25mm, IF Route, Fe 500, IS 1786	Ex-Works	23 Nov 13.57 IST	44,500	52,500	0	0	+ 1,000
Ex-Patna	12-25mm IF route, Fe 500, IS 1786	Ex-Works	23 Nov 13.57 IST	41,000	48,400	- 200	- 2,200	- 1,400

Structure (Medium & Small Scale Producers) (India)

Region/Zone	Particular	40 ANGLE	Change	1M	75 CHANNEL	Change	1M	200 BEAM	Change	1M
Indian prices (in INR/MT)										
North India	Ghaziabad	-	-	-	-	-	-	49,100	0	- 900
East India	Durgapur	44,300	0	- 400	44,300	0	- 400	45,050	0	- 400
Central India	Raipur	-	-	-	44,200	- 200	- 200	-	-	-
West India	Ahmedabad	47,100	0	+ 800	47,100	0	+ 800	-	-	-
West India	Mumbai	49,800	0	+ 500	50,600	0	+ 500	-	-	-
South India	Hyderabad	46,800	0	- 200	46,400	0	- 200	-	-	-

Indian Structure price assessment frequency has been increased from weekly to daily basis, All prices are basic, Commercial Grade, Basic Price GST @ 18% extra

Wire Rod (India)

Particular	Size/Grade	Raipur	Change	W-O-W	Durgapur	Change	W-O-W
Indian prices (in INR/MT)							
SWRY 14 LC Gr 3, Induction route	5.5 mm	43,000	- 200	+ 300	41,200	- 200	- 300
HB Wire, Induction route	12 Gauge	45,300	- 200	+ 300	43,700	- 200	- 300
GI Wire, Induction route	12 Gauge	49,700	- 200	+ 300	51,200	- 200	- 300
Binding Wire, Induction route	20 Gauge	51,600	- 200	+ 400	50,000	- 200	- 300
Barbed Wire, Induction route	12*12 Gauge	51,700	- 200	+ 300	54,200	- 200	- 300

Daily Assessment, Commercial Grade, Basic Price GST @ 18% extra

HRC (India)

Particular/Delivery	Size/Grade	Delivery	As On	Price	Change	1M	3M
Indian prices (in INR/MT)							
Delhi	2.5-8mm / CTL, IS2062, Gr E250 Br.	Ex-stockyard	22 Nov 17.47 IST	47,500	- 100	- 500	- 2,600
	2.5-8mm / CTL, IS2062, Gr E350 Br.	Ex-stockyard	22 Nov 17.47 IST	50,800	- 200	- 750	- 2,150
Faridabad	1.8mm / CTL, IS2062, Gr E250 Br.	Ex-stockyard	22 Nov 17.47 IST	49,300	- 200	- 750	- 2,150
	2.5-8mm / CTL, IS2062, Gr E250 Br.	Ex-stockyard	22 Nov 17.47 IST	47,800	- 200	- 750	- 2,150
Ludhiana	2.5-8mm / CTL, IS2062, Gr E250 Br.	Ex-stockyard	22 Nov 17.47 IST	47,500	- 500	- 1,350	- 3,000
Kolkata	2.5-8mm / CTL, IS2062, Gr E250 Br.	Ex-stockyard	22 Nov 17.47 IST	46,400	0	+ 50	- 1,900
Ahmedabad	2.5-8mm / CTL, IS2062, Gr E250 Br.	Ex-stockyard	22 Nov 17.47 IST	49,100	0	+ 50	- 1,900
	2.5-8mm / CTL, IS2062, Gr E350 Br.	Ex-stockyard	22 Nov 17.47 IST	51,000	0	- 200	- 2,150
Mumbai	1.8mm / CTL, IS2062, Gr E250 Br.	Ex-stockyard	22 Nov 17.47 IST	49,500	0	- 150	- 2,150
	2.5-8mm / CTL, IS2062, Gr E250 Br.	Ex-stockyard	22 Nov 17.47 IST	48,000	- 100	- 150	- 2,150
Bangalore	2.5-8mm / CTL, IS2062, Gr E250 Br.	Ex-stockyard	22 Nov 17.47 IST	51,300	0	- 200	- 800
Chennai	1.8mm / CTL, IS2062, Gr E250 Br.	Ex-stockyard	22 Nov 17.47 IST	51,500	0	- 100	- 800
	2.5-8mm / CTL, IS2062, Gr E250 Br.	Ex-stockyard	22 Nov 17.47 IST	50,000	0	+ 100	- 450
Hyderabad	2.5-8mm / CTL, IS2062, Gr E250 Br.	Ex-stockyard	22 Nov 17.47 IST	48,100	0	- 50	- 1,850

Weekly Assessment, Commercial Grade, *Basic Price GST @ 18% extra.,

CRC (India)

Particular/Delivery	Size/Grade	Delivery	As On	Price	Change	1M	3M
Indian prices (in INR/MT)							
Delhi	0.90mm / CTL, IS 513, CR1	Ex-stockyard	22 Nov 17.54 IST	55,000	- 500	- 1,500	- 2,750
Faridabad	0.5mm / CTL, IS 513, CR1	Ex-stockyard	22 Nov 17.54 IST	56,100	- 400	- 1,450	- 2,850
	0.90mm / CTL, IS 513, CR1	Ex-stockyard	22 Nov 17.54 IST	54,600	- 400	- 1,500	- 2,850
Ludhiana	0.90mm / CTL, IS 513, CR1	Ex-stockyard	22 Nov 17.54 IST	54,100	- 900	- 1,600	- 3,400
Kolkata	0.90mm / CTL, IS 513, CR1	Ex-stockyard	22 Nov 17.54 IST	53,300	0	+ 550	- 1,750
Ahmedabad	0.90mm / CTL, IS 513, CR1	Ex-stockyard	22 Nov 17.54 IST	56,800	0	+ 200	- 700

Mumbai	0.5mm / CTL, IS 513, CR1	Ex-stockyard	22 Nov 17.54 IST	55,800	-900	-1,550	-2,950
	0.90mm / CTL, IS 513, CR1	Ex-stockyard	22 Nov 17.54 IST	54,200	-1,000	-1,650	-3,150
Bangalore	0.9mm / CTL, IS 513, CR1	Ex-stockyard	22 Nov 17.54 IST	57,500	-500	-1,000	-2,500
Chennai	0.90mm / CTL, IS 513, CR1	Ex-stockyard	22 Nov 17.54 IST	58,500	0	-700	-3,000
	0.5mm / CTL, IS 513, CR1	Ex-stockyard	22 Nov 17.54 IST	60,100	-200	-600	-2,900
Hyderabad	0.90mm / CTL, IS 513, CR1	Ex-stockyard	22 Nov 17.54 IST	55,700	0	-350	-2,550

Weekly Assessment, Commercial Grade, *Basic Price GST @ 18% extra.,

HR Plate (India)

Particular/Delivery	Size/Grade	Delivery	As On	Price	Change	1M	3M
Indian prices (in INR/MT)							
	60-100mm, Gr E350 Br.	Ex-stockyard	20 Nov 18.15 IST	60,300	0	-1,000	-1,600
	5-10mm, Gr E350 Br.	Ex-stockyard	20 Nov 18.15 IST	52,500	0	0	-1,500
Delhi	20-40mm, Gr E350 Br.	Ex-stockyard	20 Nov 18.15 IST	56,400	0	-900	-1,800
	60-100mm, Gr E250 Br.	Ex-stockyard	20 Nov 18.15 IST	56,800	0	-1,000	-1,600
	5-10mm, Gr E250 Br.	Ex-stockyard	20 Nov 18.15 IST	49,000	0	0	-1,500
	20-40mm, Gr E250 Br.	Ex-stockyard	20 Nov 18.15 IST	52,900	0	-1,000	-1,800
	60-100mm, Gr E350 Br.	Ex-stockyard	20 Nov 18.15 IST	59,700	-200	-1,100	-2,100
	5-10mm, Gr E350 Br.	Ex-stockyard	20 Nov 18.15 IST	52,500	0	-200	-1,500
Mumbai	20-40mm, Gr E350 Br.	Ex-stockyard	20 Nov 18.15 IST	55,700	-200	-1,400	-2,100
	60-100mm, Gr E250 Br.	Ex-stockyard	20 Nov 18.15 IST	56,200	-200	-1,400	-2,100
	5-10mm, Gr E250 Br.	Ex-stockyard	20 Nov 18.15 IST	49,000	0	-200	-1,500
	20-40mm, Gr E250 Br.	Ex-stockyard	20 Nov 18.15 IST	52,400	-200	-1,200	-1,800

Weekly Assessment, Commercial Grade, Basic Price GST @ 18% extra

GP (India)

Indian prices (in INR/MT)							
	0.7mm / CTL, 80 GSM, IS277	Ex-stockyard	21 Nov 18.36 IST	57,800	+300	+1,400	-1,000
Delhi	0.7mm / CTL, 120 GSM, IS277	Ex-stockyard	21 Nov 18.36 IST	58,800	+300	+1,400	-700
	0.6mm / CTL, 120 GSM, IS277	Ex-stockyard	21 Nov 18.36 IST	60,300	+200	+1,400	-500
Mumbai	0.8mm / CTL, 80 GSM, IS277	Ex-stockyard	21 Nov 18.36 IST	57,400	+100	+1,400	-1,900
	0.8mm / CTL, 120 GSM, IS277	Ex-stockyard	21 Nov 18.36 IST	58,300	0	+1,300	-2,000
	0.6mm / CTL, 120 GSM, IS277	Ex-stockyard	21 Nov 18.36 IST	59,800	0	+1,300	-2,000
Chennai	0.8-1.6mm / CTL, 80 GSM, IS277	Ex-stockyard	21 Nov 18.36 IST	59,400	+200	+900	-2,400
	0.8-1.6mm / CTL, 120gsm, IS277	Ex-stockyard	21 Nov 18.36 IST	61,900	+200	+900	-1,900
	0.6mm / CTL, 120 GSM, IS277	Ex-stockyard	21 Nov 18.36 IST	63,400	+200	+900	-1,900
Hyderabad	0.8mm / CTL, 80 GSM, IS277	Ex-stockyard	21 Nov 18.36 IST	58,700	-800	+300	-2,100
	0.8mm / CTL, 120 GSM, IS277	Ex-stockyard	21 Nov 18.36 IST	62,000	0	+1,100	-1,300
	0.6mm / CTL, 120 GSM, IS277	Ex-stockyard	21 Nov 18.36 IST	63,500	0	+1,100	-1,300

PPGI (India)

Particular/Delivery	Size/Grade	Delivery	As On	Price	Change	1M	3M
Indian prices (in INR/MT)							
Delhi	0.5mm / CTL, 90 GSM, IS14246	Ex-stockyard	21 Nov 18.39 IST	68,500	+500	+1,900	-500
Mumbai	0.5mm / CTL, 90 GSM, IS14246	Ex-stockyard	21 Nov 18.39 IST	67,300	0	+800	-1,700

MS Pipes (India)

Indian prices (in INR/MT)							
Ex-Raipur	41-60 OD (Patra Based)	Ex-works	23 Nov 14.02 IST	41,900	-100	+400	+400
Ex-Mandi Gobindgarh	41-60 OD (Patra Based)	Ex-works	23 Nov 14.02 IST	44,400	-100	+1,000	+1,000
Exy-Delhi	2.2-6mm, IS 1239,IS 1161 (HR Coil Based)	Ex-Yard	20 Nov 17.41 IST	53,000	0	+1,000	-2,000
Exy-Raipur	2.2-6mm, IS 1239,IS 1161 (HR Coil Based)	Ex-Yard	20 Nov 17.41 IST	52,000	0	+1,000	-2,000
Exy-Mumbai	2.2-6mm, IS 1239,IS 1161 (HR Coil Based)	Ex-Yard	20 Nov 17.41 IST	52,000	0	+1,000	-2,000
Exy-Pune	2.2-6mm, IS 1239,IS 1161 (HR Coil Based)	Ex-Yard	20 Nov 17.41 IST	52,000	0	+1,000	-2,000
Exy-Bangalore	2.2-6mm, IS 1239,IS 1161 (HR Coil Based)	Ex-Yard	20 Nov 17.41 IST	53,000	+500	+1,000	-1,500
Exy-Hyderabad	2.2-6mm, IS 1239,IS 1161 (HR Coil Based)	Ex-Yard	20 Nov 17.41 IST	53,000	0	+1,000	-1,500

Billet (Global)

Particular/Delivery	Size/Grade	Delivery	As On	Price	Change	1M	3M
Global prices (in USD/MT)							
FOB India	150*150, 3SP/4SP	-	05 Nov 18.44 IST	\$470	0	0	-20
FOB Iran	130*130, 3SP	-	22 Nov 18.41 IST	\$465	0	-1	0
FOB Russia	130*130, 3SP	-	22 Nov 18.41 IST	\$467	0	-8	-2
CNF Nepal	100*100, IS 2831 (IF Grade)	-	22 Nov 18.38 IST	\$489	+4	-1.5	+3

CNF Philippines	150*150, 3SP	-	22 Nov 18.38 IST	\$475	0	-12.5	+5
CNF Turkey	120*120	-	22 Nov 18.38 IST	\$485	0	-15	+1.5

Weekly Assessment

Rebar (Global)

Particular/Delivery	Size/Grade	Delivery	As On	Price	Change	1M	3M
Global prices (in USD/MT)							
FOB Turkey	12-32mm, Commercial	-	22 Nov 12.59 IST	\$580	-5	-35	+8

Wire Rod (Global)

Particular/Delivery	Size/Grade	Delivery	As On	Price	Change	1M	3M
Global prices (in USD/MT)							
CNF Nepal	5.5-6.0mm, Commercial Grade	-	23 Nov 13.18 IST	\$530	-5	-5	+5
	6-8 mm, ASTM A510 SAE 1008	-	23 Nov 13.18 IST	\$630	0	+25	+40

HRC (Global)

Particular/Delivery	Size/Grade	Delivery	As On	Price	Change	1M	3M
Global prices (in USD/MT)							
CNF Bangladesh	2mm, SAE 1006 (China origin)	-	19 Nov 18.30 IST	\$535	-10	-25	+15
CNF Dubai	2mm, SAE1006 (India origin), SAE1006	-	19 Nov 18.30 IST	\$560	0	-10	NA
CNF Europe	3-4mm, S235JR	-	19 Nov 18.30 IST	\$505	-10	-20	-15
	3mm+, S275	-	19 Nov 18.30 IST	\$590	0	0	-30
CNF India	2-12 mm, SS400 (China Origin)	-	19 Nov 18.30 IST	\$515	-10	-20	+20
	3mm, SS400 (South Korea Origin)	-	12 Nov 18.32 IST	\$530	-20	-20	NA
CNF Nepal	2mm, SAE1006 (India origin), SAE1006	-	19 Nov 18.30 IST	\$545	0	+5	-15
CNF Pakistan	2mm, SS400 (China origin), SS400	-	19 Nov 18.30 IST	\$505	-7	-10	+5
	2mm, SS400 (Japan origin), SS400	-	05 Nov 18.28 IST	\$545	+25	+25	NA
CNF UAE	2mm, SAE1006 (China Origin)	-	19 Nov 18.30 IST	\$525	-10	-10	+25
	2 mm, SAE 1006 (Formosa, skin pass)	-	12 Nov 15.23 IST	\$541	-9	NA	+24
	2-20mm, SAE 1006 (India Origin)	-	09 Apr 18.25 IST	\$567	0	NA	NA
	2-3mm, SAE 1006 (China Origin)	-	19 Nov 18.30 IST	\$515	-5	-15	+30
CNF Vietnam	Thickness - 2-6 mm, Width - 1.1-1.3m	-	02 Nov 14.30 IST	\$537	-13	NA	NA
FOB Black Sea	3mm, SAE1006	-	19 Nov 18.28 IST	\$505	-5	+5	+10
FOB China	3-12mm, SS400	-	19 Nov 18.28 IST	\$485	-10	-20	+20
FOB India	2.5 mm, SAE1006	-	05 Nov 18.31 IST	\$535	0	NA	NA
FOB Japan	2mm, SS400	-	19 Nov 18.28 IST	\$510	0	+15	+5
FOB South Korea	1.6-2.5mm, SAE 1006	-	12 Nov 18.35 IST	\$500	-20	-15	NA

CRC (Global)

Particular/Delivery	Size/Grade	Delivery	As On	Price	Change	1M	3M
Global prices (in USD/MT)							
FOB China	0.90mm, SPCC	-	20 Nov 18.29 IST	\$560	0	-5	+40
FOB India	0.9 mm, IS 513 Gr.O	-	20 Nov 18.29 IST	\$635	-10	-5	-20
FOB Russia	0.90mm, SPCC	-	20 Nov 18.29 IST	\$610	0	0	+20

HR Plate (Global)

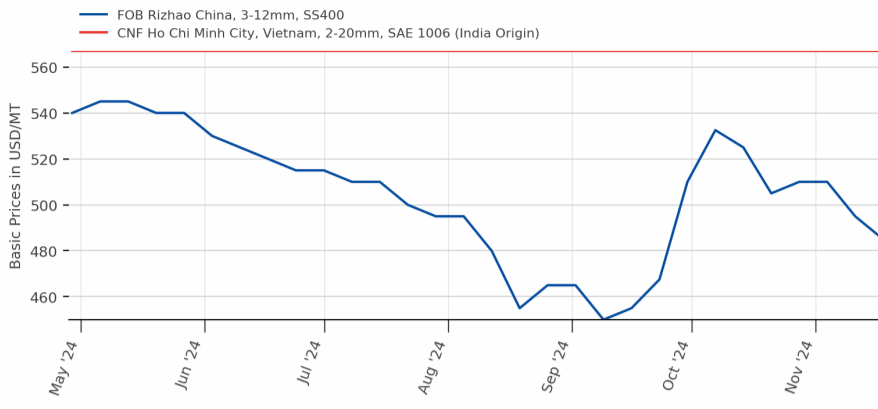
Particular/Delivery	Size/Grade	Delivery	As On	Price	Change	1M	3M
Global prices (in USD/MT)							
FOB China	5-10mm, SS 400	-	20 Nov 18.33 IST	\$510	-5	-5	+30

GP (Global)

Particular/Delivery	Size/Grade	Delivery	As On	Price	Change	1M	3M
Global prices (in USD/MT)							
FOB China	DX51D+z80, Width 1,000-1,500 mm, thickness 0.5-2mm	-	21 Nov 18.17 IST	\$595	+5	-10	+5
FOB India	Width 900-1250mm, thickness 0.50mm, DX51D+z80, BS EN 10142:2000	-	21 Nov 18.17 IST	\$735	-5	-10	-10

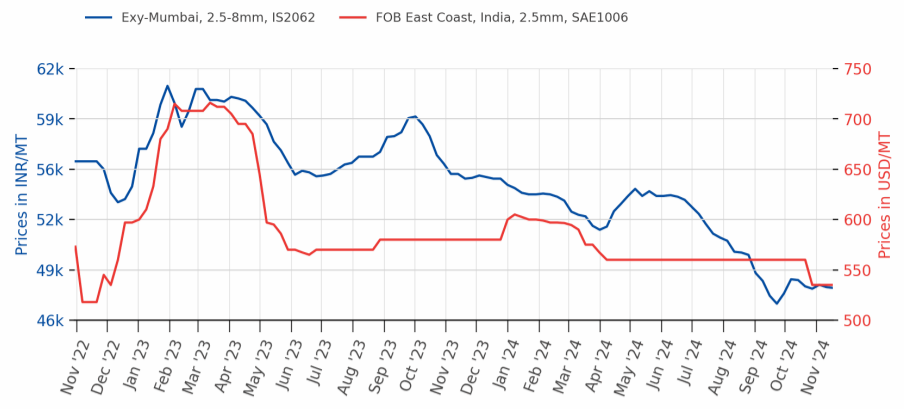
Note:- W-O-W: Week On Week, 1M: Change over last month, 3M: Change over last 3 months

HRC



Source:BigMint

Prices of HRC Exy Mumbai/FOB India



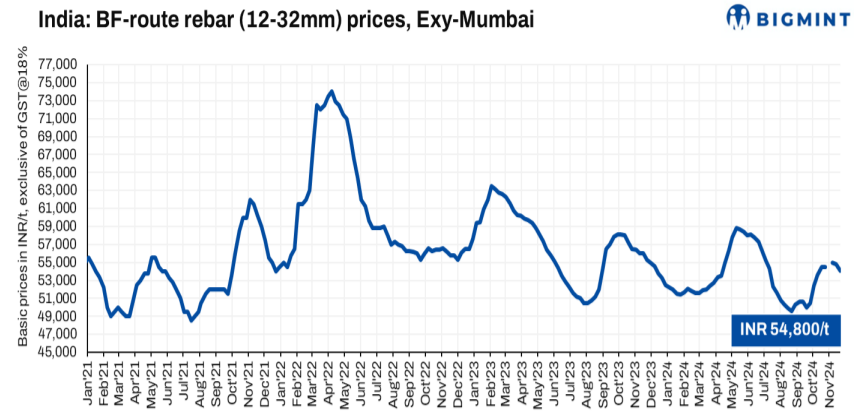
Source:BigMint



China weekly: Steel prices show mix trend w-o-w; futures remain strong

2024-11-23

[READ MORE](#)

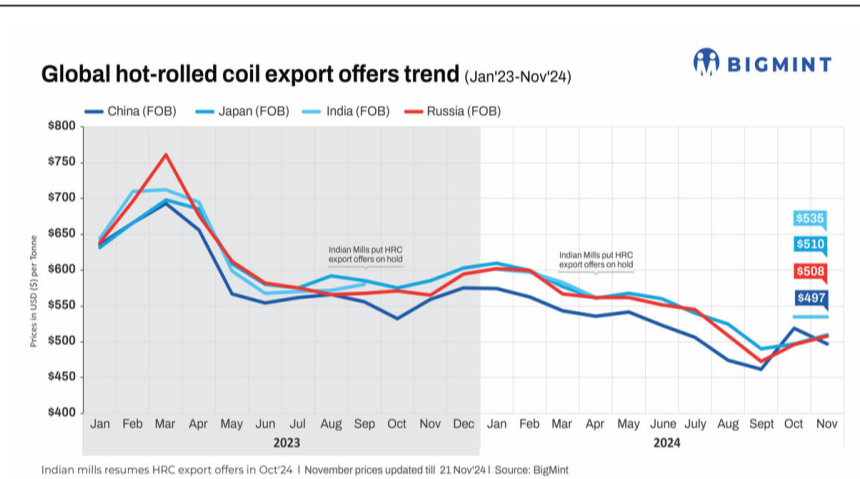


last assessed on 15 November 2024 | Source: BigMint

India: BF-rebar trade prices fall by INR 700/t (\$8/t) w-o-w amid limited demand

2024-11-23

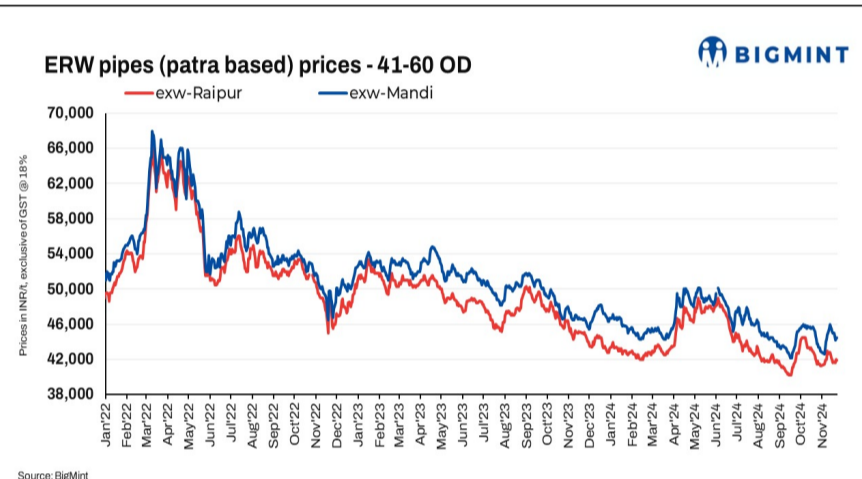
[READ MORE](#)



Global steel, raw material prices catch Nov chill. Short-term rally unlikely

2024-11-23

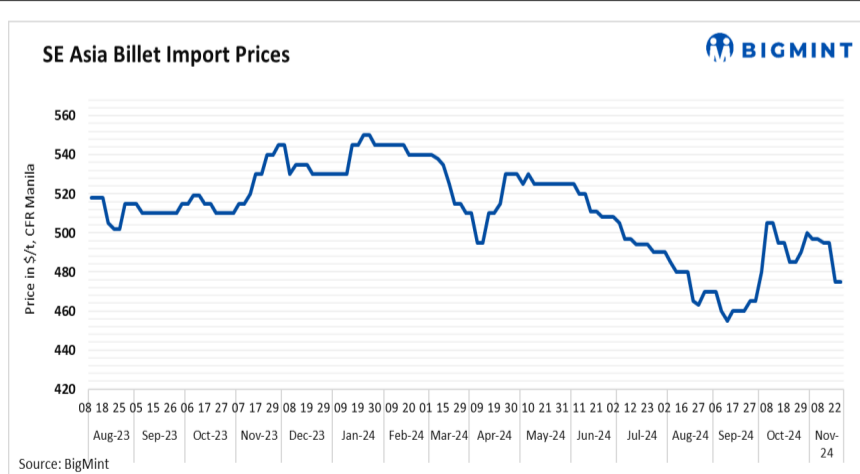
[READ MORE](#)



India: ERW patra pipe prices show mixed trends w-o-w in key markets

2024-11-23

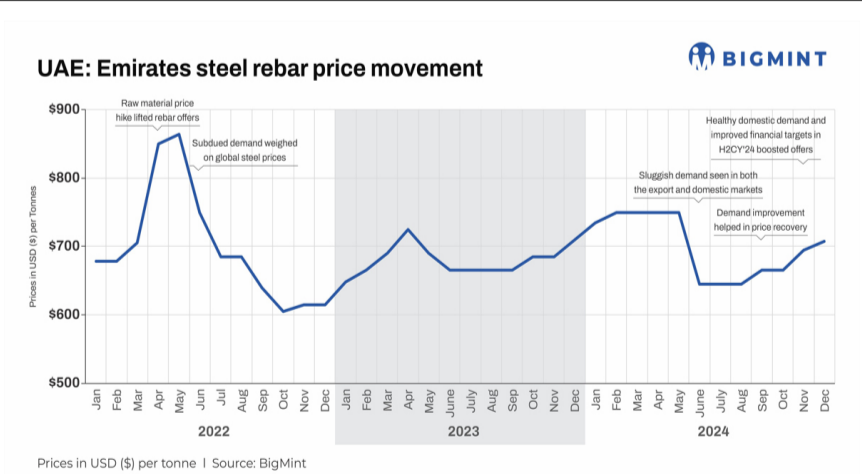
[READ MORE](#)



SE Asia: Imported billet prices remain stable w-o-w

2024-11-23

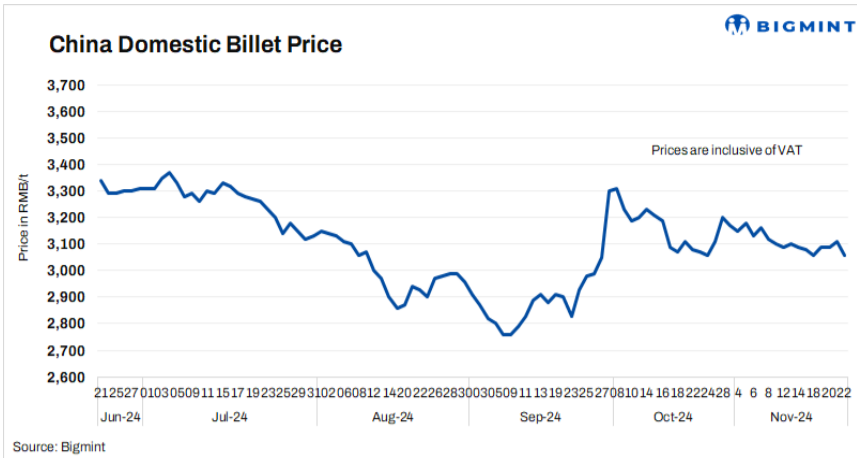
[READ MORE](#)



UAE: Emirates Steel raises rebar offers by \$14/t m-o-m for Dec'24

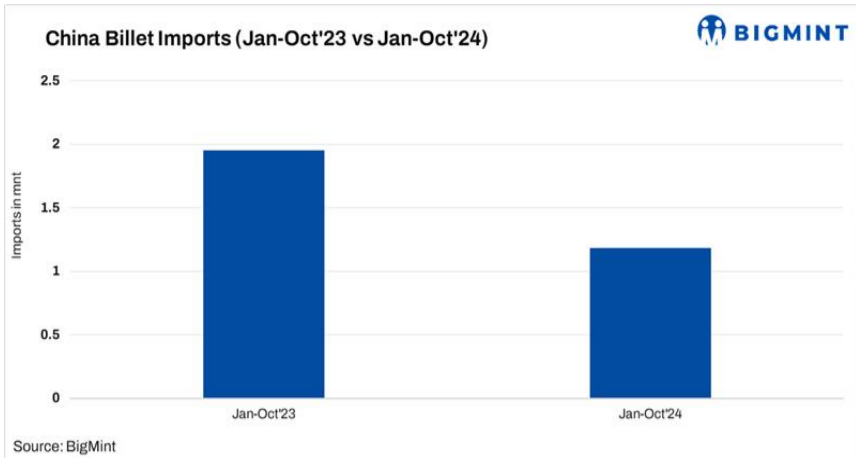
2024-11-23

[READ MORE](#)



China: Steel billet prices fall by RMB 50/t (\$7/t) d-o-d

2024-11-22 [READ MORE](#)



China: Steel billet imports fall 40% y-o-y in Jan-Oct'24

2024-11-22 [READ MORE](#)

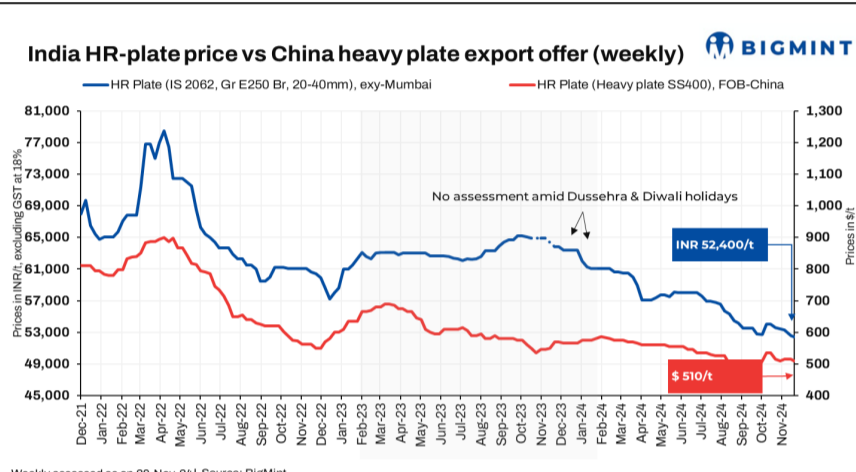
World crude steel output of major producing countries

Country	Oct'24	y-o-y (change in %)	Jan-Oct'24	y-o-y (change in %)
China	81.9	2.9	850.7	-3.0
India	12.5	1.7	123.0	5.6
Japan	6.9	-7.8	70.2	-3.7
United States	6.6	-2.0	66.7	-1.9
Russia	5.6(e)	-15.2	59.4	-6.8
South Korea	4.5	-18.3	52.3	-6.4
Germany	3.2	14.7	31.6	5
Türkiye	3.0	0.7	30.9	12.4
Brazil	3.1	16.2	28.4	6.0
Iran	3.0	-1.9	25.0	0.6

Quantity in mnt
Source: World Steel Association | compiled and maintained by BigMint

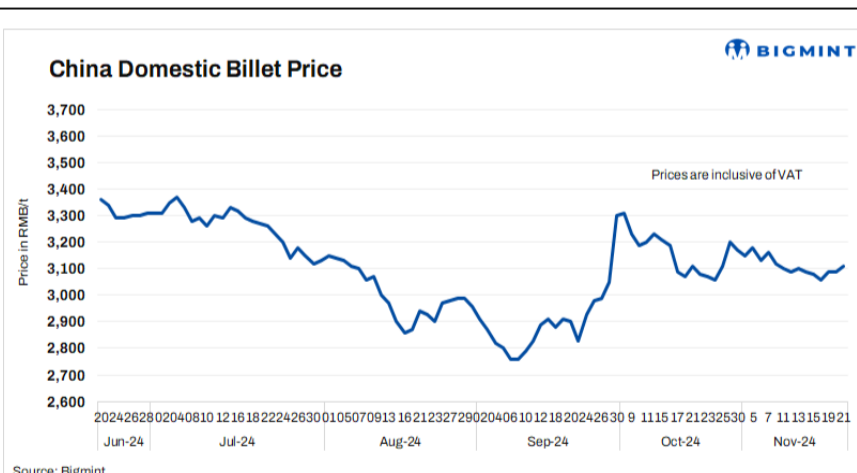
World crude steel production edges up y-o-y in Oct'24: WSA

2024-11-22 [READ MORE](#)



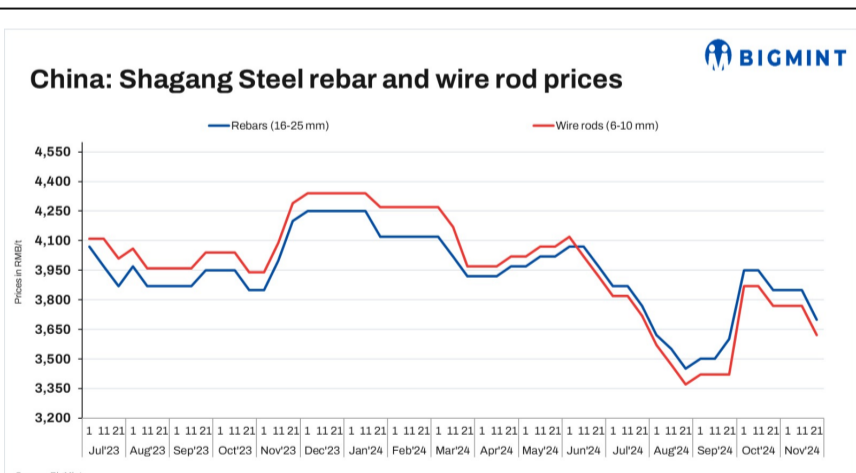
India: Trade-level HR plate prices fall by INR 200/t (\$2/t)

2024-11-21 [READ MORE](#)



China: Steel billet prices inch up by RMB 20/t (\$3/t) d-o-d

2024-11-21 [READ MORE](#)



China: Shagang Steel cuts long steel prices by \$21/t for late-Nov'24 sales

2024-11-21 [READ MORE](#)

Ferro Alloy

Manganese Ore (India)

Particular/Delivery	Size/Grade	Delivery	As On	Price	Change	1M	3M
Indian prices (in INR/MT)							
Odisha	6-80 mm, Mn 30%	Ex-Mines	11 Nov 13.50 IST	10,350	NA	NA	NA
	Lumps, Mn 37%, Fe 7.5%	Ex-Mines	01 Nov 16.01 IST	13,382	-135	NA	NA
MOIL	6-80 mm, Lumps, Mn 30%	Ex-Mines	01 Nov 16.01 IST	6,572	-66	NA	NA
	6-80 mm, Lumps, Mn 46%	Ex-Mines	01 Nov 16.01 IST	16,770	-1,262	NA	NA
	Lumps, Lumps, Mn 44%, Fe 7%	Ex-Mines	01 Nov 16.01 IST	16,041	-1,208	NA	NA

Weekly Assessment, Prices Ex-Mines Basis Including Royalty

Chrome Ore (India)

Indian prices (in INR/MT)							
Ex-Jajpur (OMC-eAuction)	Friable 54%+	Ex-Mines	20 Nov 13.49 IST	38,581	-273	NA	NA
	Friable 52-54%	Ex-Mines	20 Nov 13.49 IST	33,526	-652	NA	NA
	Friable 50-52%	Ex-Mines	20 Nov 13.49 IST	31,171	+2,069	NA	NA
	Lumps, Friable 48-50%	Ex-Mines	20 Nov 13.49 IST	29,557	+1,147	NA	NA

OMC E-Auction Prices Including Royalty

Silico Manganese (India)

Indian prices (in INR/MT)							
Ex-Durgapur	10-150 mm, LC (Mn 55% min.)	Ex-Works	21 Nov 10.28 IST	84,800	-100	-4,000	+1,550
	10-150 mm, MC (Mn 53% min.)	Ex-Works	21 Nov 10.28 IST	80,000	-200	-3,300	+1,800
	10-50 MM, HC 60-14	Ex-Works	22 Nov 18.37 IST	65,150	-150	-2,630	-3,230
	25-150 mm, HC 60-14	Ex-Works	22 Nov 18.37 IST	64,650	-150	-2,630	-3,230
Ex-Raipur	25-150 mm, HC 60-14	Ex-Works	22 Nov 18.37 IST	65,300	-100	-2,860	-2,970
Ex-Vizag	25-150 mm, HC 60-14	Ex-Works	22 Nov 18.37 IST	65,300	0	-2,670	-2,730

Weekly Assessment; All Prices are basic; GST @ 18% extra

Ferro Manganese (India)

Indian prices (in INR/MT)							
Ex-Durgapur	10-150 mm, MC (Mn 70% min)	Ex-Works	21 Nov 10.32 IST	92,000	-1,000	-4,250	-11,000
	25-150 mm, HC 70%	Ex-Works	22 Nov 18.36 IST	66,500	-200	-2,680	-7,700
Ex-Raipur	25-150 mm, HC 70%	Ex-Works	22 Nov 18.36 IST	66,700	-100	-2,820	-7,600

Weekly Assessment; All Prices are basic; GST @ 18% extra

Ferro Chrome (India)

Indian prices (in INR/MT)							
Ex-Durgapur	10-60 mm, LC 60%	Ex-Works	21 Nov 10.35 IST	210,500	-500	-500	-9,500
Ex-Jajpur	10-150mm, HC 60%, Si- 4%	Ex-Works	22 Nov 10.35 IST	108,700	+200	-1,775	+1,850
	10-150mm, HC 60%, Si - 2%	Ex-Works	21 Nov 10.35 IST	114,500	-200	-2,000	+1,500

Weekly Assessment; All Prices are basic; GST @ 18% extra

Ferro Silicon (India)

Indian prices (in INR/MT)							
Ex-Guwahati	25-150 mm, FeSi 70%	Ex-Works	22 Nov 18.30 IST	108,900	0	+1,250	+21,900
Ex-Bhutan	25-150 mm, FeSi 70%	Ex-Works	22 Nov 18.30 IST	109,500	0	+1,950	+20,700

Weekly Assessment; All Prices are basic; GST @ 18% extra

Manganese Ore (Global)

Particular/Delivery	Size/Grade	Delivery	As On	Price	Change	1M	3M
Global prices (in USD/MT)							
CNF China	Lumps, Mn 37% (USD/dmtu)	-	23 Nov 11.17 IST	\$3.81 /dmtu	-0.07	+0.11	-0.03
	Lumps, Mn 44% (USD/dmtu)	-	23 Nov 11.17 IST	\$3.92 /dmtu	-0.03	-0.03	-2.11

CNF India	Lumps, Mn 37%, (South African origin) (USD/dmtu)	-	23 Nov 11.17 IST	\$3.95 /dmtu	-0.05	+0.1	-0.05
	Lumps, Mn 44% (USD/dmtu)	-	23 Nov 11.17 IST	\$4.05 /dmtu	-0.05	-0.05	-2.1
	Lumps, Mn 46%, (USD/dmtu)	-	23 Nov 11.17 IST	\$4.35 /dmtu	-0.05	-0.05	-2.25

Weekly Assessment

Chrome Ore (Global)

Global prices (in USD/MT)							
CNF China	Conc 40-42%, S. Africa	-	19 Nov 17.34 IST	\$270	0	0	-45
	Conc 46-48%, Turkish	-	19 Nov 17.34 IST	\$345	-30	-40	-75

Weekly Assessment

Silico Manganese (Global)

Global prices (in USD/MT)							
FOB India	25-150 mm, HC 60-14	-	22 Nov 18.38 IST	\$794	-2	-41.4	-33.8
	25-150 mm, HC 65-16	-	22 Nov 18.38 IST	\$881	0	-47.4	-65

Weekly Assessment

Ferro Manganese (Global)

Global prices (in USD/MT)							
FOB India	25-150 mm, HC 70%	-	22 Nov 18.39 IST	\$808	-2	-40.4	-93.8
	25-150 mm, HC 75%	-	22 Nov 18.39 IST	\$890	0	-44.8	-70.2

Weekly Assessment

Ferro Chrome (Global)

Global prices (in USD/MT)							
CNF China	10-150mm, HC 60% (cents/lb)	-	20 Nov 10.06 IST	¢90 /lb	-0.5	-3	-5
CNF Japan	10-50mm, HC 60% (cents/lb)	-	20 Nov 10.06 IST	¢96 /lb	-1	-1	-4
CNF South Korea	10-50mm, HC 60% (cents/lb)	-	20 Nov 10.06 IST	¢95 /lb	-1	-1	-4

Weekly Assessment

Ferro Silicon (Global)

Global prices (in USD/MT)							
FOB China	10-50 mm, FeSi 75%	-	18 Nov 18.37 IST	\$1,245	0	-65	-80
FOB India	10-50 mm, FeSi 70%	-	18 Nov 18.37 IST	\$1,330	+15	-20	+175

Weekly Assessment

BIGMINT

Domestic Ferro Alloys Weekly Prices	Prices (currency/t)	Changes w-o-w in %
Manganese ore		
Manganese Ore, CNF East Coast, India, Lumps, Mn 37% SA origin(USD/dmtu)	\$3.95	-1%
Manganese Ore, CNF Vizag, India, Lumps, Mn 46%, Australian origin(USD/dmtu)	\$4.35	-1%
Silico manganese		
Silico Manganese, Exw-Raipur, India, HC 60-14,25-150 mm	₹ 65,300	-1%
Silico Manganese, Exw-Durgapur, India, HC 60-14,25-150 mm	₹ 64,650	-1%
Silico Manganese, Exw-Vizag, HC 60-14,25-150 mm	₹ 65,300	-1%
Silico Manganese, FOB Vizag/Haldia, HC 65-16,25-150 mm	\$881	-2%
Silico Manganese, Exw-Durgapur, India, MC (Mn 53% min.),10-150 mm	₹ 80,000	0%
Ferro manganese		
Ferro Manganese, Exw-Raipur, India, HC 70%,25-150 mm	₹ 66,700	0%
Ferro Manganese, Exw-Durgapur, India, HC 70%,25-150 mm	₹ 66,500	-1%
Ferro Manganese, FOB Vizag/Haldia, India, HC 75%,25-150 mm	\$890	-1%
Ferro Manganese, Exw-Durgapur, India, 10-150 mm, MC (Mn 70% min)	₹ 92,000	-1%
Ferro chrome		
Ferro Chrome, Exw-Jajpur, India, HC 60%,10-150mm	₹ 1,08,700	0.0%
Ferro Chrome, Exw-Jajpur, India, HC 60% (Low silicon) ,10-150mm	₹ 1,14,500	-0.2%
Ferro Chrome, Exw-Durgapur, India, LC 60% (Low carbon) ,10-60mm	₹ 2,10,500	-0.2%
Ferro silicon		
Ferro Silicon, Exw-Guwahati, India, FeSi 70%,25-150 mm	₹ 1,08,900	0%
Ferro Silicon, Exw-Phuentsholing, Bhutan, FeSi 70%,25-150 mm	₹ 1,09,500	0%
Noble Ferro alloys		
Ferro Vanadium, Ex-Plant Raipur, India, FeV50%, 10-100 mm	₹ 11,15,750	-1%
Ferro Molybdenum, Ex-Plant Nagpur, India, Mo: 60%, 10-100 mm	₹ 25,61,000	-0.4%

Note: Prices as per latest assessment

Weekly round-up: Indian ferroalloys market reflects mixed trends

2024-11-23

READ MORE

BIGMINT

India: Manganese ore port wise imports vs price

Source: BigMint

India: Imported manganese ore prices hold firm, alloys demand weakens

2024-11-23

READ MORE

Non Ferrous

Aluminium (India)

Particular/Delivery	Size/Grade	Delivery	As On	Price	Change	1M	3M
Indian prices (in INR/MT)							
Aluminium Ingot P1020, Exy-Delhi	Ingot EC Grade 99.70%	Ex-Yard	22 Nov 17.05 IST	258,000	-1,500	-3,000	+12,000
Aluminium Ingot ADC12, Exw-Delhi NCR	Automobile OEM Approved	Exw-Delhi NCR	06 Nov 17.26 IST	209,000	-6,000	-6,000	-10,000
	Non-OEM	Ex-Works	20 Nov 17.04 IST	201,000	+1,000	-1,000	-9,000
Aluminium Extrusion Scrap, Exy-Delhi	6063 & 6061 (Mix)	Ex-Yard	22 Nov 17.05 IST	198,000	0	+2,000	+6,000
Aluminium Utensil Scrap, Exy-Delhi	Loose	Ex-Yard	22 Nov 17.05 IST	195,000	0	+2,000	+13,000
Aluminium Taint Tabor Scrap, Exy-Delhi	Loose	Ex-Yard	22 Nov 17.05 IST	179,000	0	-2,000	-2,000
Aluminium Tense Scrap, Exy-Delhi	Solid (Loose)	Ex-Yard	22 Nov 17.05 IST	173,000	0	+1,000	-4,000
Aluminium Ingot P1020, Exy-Mumbai	Ingot EC Grade 99.70%	Ex-Yard	22 Nov 17.05 IST	250,000	+1,000	+6,000	+13,000
Aluminium Extrusion Scrap, Exy-Mumbai	6063 (Loose)	Ex-Yard	22 Nov 17.05 IST	207,000	0	+1,000	0
Aluminium Utensil Scrap, Exy-Mumbai	Utensil (Loose)	DAP	22 Nov 17.05 IST	195,000	0	-3,000	+1,000
Aluminium Ingot ADC12, Exw-Chennai	Automobile OEM Approved	Exw-Chennai	06 Nov 17.26 IST	210,000	-4,000	-4,000	-8,000
	Non-OEM	Ex-Works	20 Nov 17.04 IST	203,000	+1,000	-1,000	-9,000
Aluminium Tense Scrap, Exy-Chennai	Solid (Loose)	Ex-Yard	22 Nov 17.05 IST	174,000	0	+1,000	-4,000

Aluminium (Global)

Particular/Delivery	Size/Grade	Delivery	As On	Price	Change	1M	3M
Global prices (in USD/MT)							
Aluminium Extrusion Scrap, CFR Nhava Sheva, Middle East	6063 (Briquetted)	-	19 Nov 17.16 IST	\$2,500	0	+40	+160
Aluminium Taint Tabor Scrap, CFR Nhava Sheva, Middle East	Briquetted, Clean	-	19 Nov 17.16 IST	\$2,230	-20	+50	+80
Aluminium Taint Tabor, CFR Nahva Sheva, UK	Cut and sheared 9-10% attachment	-	19 Nov 17.16 IST	\$1,850	+10	0	+60
Aluminium Taint Tabor, CFR Nahva Sheva, US	HRB, Attachment 3%	-	19 Nov 17.16 IST	\$2,020	+5	+30	+75
Aluminium Talk Scrap, CFR Nhava Sheva, Middle East	Solid (Clean)	-	12 Nov 17.20 IST	\$4,510	-420	-430	-250
Aluminium Talk, CFR Nahva Sheva, US	Solid (Clean)	-	19 Nov 17.16 IST	\$4,880	0	-220	-110
Aluminium Tense Scrap, CFR Nhava Sheva, Middle East	Attachments 8-9%, Mix	-	19 Nov 17.16 IST	\$1,800	+30	+10	-15
Aluminium Tense, CFR Nahva Sheva, US	Attachments 6-7%	-	19 Nov 17.16 IST	\$1,860	+20	+15	-20
Aluminium Wheel Scrap, CFR Nahva Sheva, UK	Solid (Loose)	-	19 Nov 17.16 IST	\$2,420	-55	-55	-30
Aluminium Zorba 95-5, CFR Nhava Sheva, UK	20 mm, Solid (Shredded)	-	19 Nov 17.16 IST	\$2,110	+10	+20	+90
Silicon Metal, CFR Mundra, China	Grade 553 Si- 98.5%	-	19 Nov 17.16 IST	\$1,730	-10	0	+10

Copper (India)

Particular/Delivery	Size/Grade	Delivery	As On	Price	Change	1M	3M
Indian prices (in INR/MT)							

Copper Secondary CC Wire Rods, Exw-Delhi	8 mm, Cu 99% min	Ex-works	22 Nov 17.11 IST	798,000	-11,000	-8,000	+9,500
Copper Primary CC Wire Rods, Exw-Delhi	8 mm, Cu 99.99%	Ex-works	22 Nov 17.11 IST	810,000	-8,000	-33,600	-21,250
Copper Armature Scrap, Exy-Delhi	Cu 99%	Ex-Yard	22 Nov 17.11 IST	753,000	-2,000	+1,200	+15,500
Copper Primary CC Wire Rods (CCR), Exy-Mumbai	8 mm, Cu 99.99%	Ex-Yard	22 Nov 17.11 IST	813,000	-7,000	-44,600	-20,000
Copper Armature Scrap, Exy-Mumbai	Cu - 98%	DAP	22 Nov 17.11 IST	778,000	-1,000	-600	+1,333
Brass Honey Scrap, Exy-Mumbai	Cu 63% Zn 33%	DAP	22 Nov 17.11 IST	502,000	+2,000	-9,400	-8,333

Zinc (India)

Particular/Delivery	Size/Grade	Delivery	As On	Price	Change	1M	3M
Indian prices (in INR/MT)							
Zinc Special High Grade Ingot, Exw-Delhi	Ingot, Zn 99.99%	Ex-works	22 Nov 17.18 IST	287,500	-500	-9,900	+11,800
Zinc Special High Grade Ingot, Exy-Mumbai	Ingot, Zn 99.995%	Ex-Yard	22 Nov 17.18 IST	286,000	+4,000	-7,400	+13,250

Lead (India)

Particular/Delivery	Size/Grade	Delivery	As On	Price	Change	1M	3M
Indian prices (in INR/MT)							
Lead Remelted Ingot, Exw-Delhi	Ingot, Pb 99%	Ex-works	22 Nov 17.14 IST	177,000	0	-1,800	-8,600
Lead Primary Ingot, Exw-Delhi	Ingot, Pb 99.99%	Ex-works	22 Nov 17.14 IST	194,000	0	+2,400	-10,600
Lead Primary Ingot, Exy-Mumbai	Ingot, Pb 99.99%	Ex-Yard	22 Nov 17.14 IST	183,000	-5,000	-2,800	-7,750



Non Ferrous Market Overview, November, Week 47

Non Ferrous grades	Currency	Prices/t	W-o-W % change
Al Tense Scrap, Exy-Delhi	INR	173,000	+1.0%
Al Tense Scrap, CFR Nhava Sheva, Middle East	\$	1,800	+1.7%
Copper Armature Scrap, Exy-Delhi	INR	753,000	=0.0%
Copper Motor Mix, CFR Mundra, US	\$	1,130	+2.7%
Brass Honey Scrap, CFR Mundra, Middle East	\$	5,490	+0.5%
Zinc Special High Grade Ingot, Exw-Delhi	INR	287,500	+0.9%
Zinc Diecast, CFR Mundra, Middle East	\$	2,200	=0.0%
Lead Remelted Ingot, Exw-Delhi	INR	177,000	-0.6%



Source: BigMint

Al: Aluminium

Weekly round-up: Base metals prices in India witness marginal variations

2024-11-23

[READ MORE](#)

India: BigMint's billet index drops INR 150/t d-o-d - 22 Nov

22 Nov 2024

BigMint's billet index fell slightly by INR 150/tonne (t) today, reaching INR 39,400/t exw Raipur on 22 November, 2024.

The index experienced a marginal correction today, primarily impacted by fluctuating market sentiments and weak demand in the semi-finished steel segment. Buyers largely refrained from making purchases amid bearish market conditions and sufficient bookings already concluded in yesterday's trading session, reflecting subdued activity across segments d-o-d.

In the finished steel market, rebar, wire rod and sponge iron prices in Raipur remained largely stable d-o-d.

The conversion spread from sponge iron (PDRI) to billets for standalone furnaces in the region was recorded at INR 14,050/t.

Rationale -

This index has been derived based on transactions, offers, bids and indicative price data sets. Transactions are considered as T1 and given a weightage of 50% whereas other data sets are considered as T2 and given a weightage of the balance 50%.

• Transactions

• - Two trades at INR 39,400/t were recorded during the 2:30 pm to 5:30 pm BigMint trading window and considered for final price calculation as T1 inputs. The average of these transactions was INR 39,400/t which is given a 50% weightage in the final price calculation.

• **Other price indicators - bids/offers/indicative (T2)** - Nine offers were reported in the trading window and considered as T2 inputs. The average price of these nine was INR 39,420/t and given a 50% weightage in the final price calculation.

The final price of billets exw-Raipur was at INR 39,410/t, rounded off to INR 39,400/t exw.

From BigMint Team - While it would be our earnest endeavour, at BigMint, to bring about transparent and unbiased price index reporting, we would request all our readers and subscribers for their feedback and if they could participate in the reporting of more transactions.

For detailed methodology - [click here](#)

India Domestic Raipur Billet Trade Updates - 22 Nov'24							BIGMINT	
Participant	Industry Type	Trade Type	*Price (INR/t)	Delivery	Time of Deal/Call	Data Set	Outlier	
P1	Buyer	Indicative	39,500	FOR	11:46	T2	Yes	
P2	Seller	Indicative	39,550	FOR	11:48	T2	Yes	
P3	Trader	Offer	39,600	EXW	11:48	T2	Yes	
P4	Trader	Offer	39,600	EXW	12:35	T2	Yes	
P5	Seller	Offer	39,600	EXW	12:52	T2	Yes	
P6	Trader	Indicative	39,600	FOR	12:58	T2	Yes	
P7	Broker	Indicative	39,500	EXW	13:09	T2	Yes	
P8	Trader	Offer	39,600	EXW	13:19	T2	Yes	
P9	Seller	Offer	39,600	FOR	15:22	T2	Yes	
P10	Buyer	Indicative	39,500	EXW	15:25	T2	Yes	
P11	Trader	Indicative	39,500	EXW	15:54	T2	Yes	
P12	Seller	Offer	39,400	EXW	16:35	T2	No	
P13	Trader	Offer	39,400	EXW	16:41	T2	Yes	
P14	Seller	Offer	39,450	EXW	16:46	T2	No	
P15	Trader	Offer	39,500	FOR	16:54	T2	No	
P16	Trader	Trade	39,400	EXW	16:59	T1	No	
P17	Trader	Indicative	39,350	EXW	17:01	T2	No	
P18	Trader	Trade	39,400	EXW	17:10	T1	No	
P19	Trader	Offer	39,400	EXW	17:26	T2	No	

T1 - Trade, T2 - Offer/Bid/Indicative, *Normalised price as per methodology

India Domestic Billet Price Index EXW Raipur

- Credible & Transparent Prices
- Robust Methodology & Rationale
- IOSCO Compliance
- Independent View of the Market
- Enabling Informed Conversations & Negotiations

Global Prices

Global Prices - Region Wise























Commodity	Particular	Grade/Size	Price	Change	W-O-W	1M	3M
China							
<i>Export</i>							
Billet	FOB China	125*125, BF Grade	NA	NA	NA	NA	NA
TMT (Re-Bar)	FOB China	Commerical	NA	NA	NA	NA	NA
Wire Rod	FOB China	5.5mm	NA	NA	NA	NA	NA
HRC	FOB China	2.5mm	\$485	-10	-10	-20	+20
CRC	FOB China	0.90 mm	\$560	0	0	-5	+40
<i>Import</i>							
Iron Ore	CNF China	Lumps Fe 64/63%, South Africa	\$103	+1	+4	+4	0
Iron Ore	CNF China	Fines Fe 62%, Australia	\$102	0	+3	+3	+1
Pellets	CNF China	6-20mm, BF Grade	\$124	+1	+1	+1	+1
Coking Coal	CNF China	Premium HCC, Australia	NA	NA	NA	NA	NA
Mill Scale	CNF China	70/68%	NA	NA	NA	NA	NA
FeCr	CNF China	HC 60%	¢90/lb	-0.5	-0.5	-3	-5
Mn Ore	CNF China	Mn 46% Lumps, Australia	NA	NA	NA	NA	NA
Mn Ore	CNF China	Mn 38%, South Africa	NA	NA	NA	NA	NA
CIS Nations							
<i>Export</i>							
Billet	FOB Black Sea	125*125, BF Grade	\$467	0	0	-8	-2
Slabs	FOB Black Sea	Commercial	NA	NA	NA	NA	NA
Pig Iron	FOB Black Sea	Steel Grade	\$333	-2	-2	-25	-55
TMT (Re-Bar)	FOB Black Sea	Commercial	NA	NA	NA	NA	NA
HRC	FOB Black Sea	2.5mm	\$505	-5	-5	+5	+10
CRC	FOB Black Sea	0.90mm	\$610	0	0	0	+20
Japan/Korea							
<i>Export</i>							
HRC	FOB Korea	2.5mm	\$500	-20	0	-15	NA
<i>Import</i>							
FeCr	CNF Japan	HC 60%	¢96/lb	-1	-1	-1	-4

Note:- W-O-W: Week On Week, 1M: Change over last month, 3M: Change over last 3 months, All prices are weekly assessment, Iron Ore are daily assessment

Commodity	Particular	Grade/Size	Price	Change	W-O-W	1M	3M
India							
<i>Export</i>							
Iron Ore	FOB India	Fines, Fe 58/57%	\$61	+1	+2	+1	+2.5
Billet	FOB India	150*150mm	\$470	0	NA	0	-20
Pig Iron	FOB India	Steel Grade	NA	NA	NA	NA	NA
HRC	FOB India	2.5mm	\$535	0	NA	NA	NA
CRC	FOB India	0.9mm	\$635	-10	-10	-5	-20
SiMn	FOB India	60/14%	\$794	-2	-18.4	-41.4	-33.8
FeMn	FOB India	HC 75%	\$890	0	-15.2	-44.8	-70.2
FeSi	FOB Bhutan	70-75%	\$1,330	+15	+15	-20	+175
<i>Import</i>							
Iron Ore	CNF India	Lumps Fe 64%, South Africa	NA	NA	NA	NA	NA
Scrap	CNF India	HMS 1&2 ,Middle East	NA	NA	NA	NA	NA
Scrap	CNF India	Shredded, Europe	\$386	-1	-9.6	-11.2	-4.4
Coking Coal	CNF India	Premium HCC, Australia	\$218	-1	-3.5	+2.4	+5.5
Non-Coking Coal	CNF India	RB2 5500 NAR, South Africa	NA	NA	NA	NA	NA
Met Coke	CNF India	62%, China	NA	NA	NA	NA	NA
Pellets	CNF India	6-20mm, BF Grade	NA	NA	NA	NA	NA
Wire Rod	CNF India	5.5mm, China	NA	NA	NA	NA	NA
HRC	CNF India	2.5mm, China	\$515	-10	-10	-20	+20
HRC	CNF India	2.5mm, Korea	\$530	-20	0	-20	NA
CRC	CNF India	0.90mm, China	\$580	0	0	-5	+40
HR Plate	CNF India	A 36	NA	NA	NA	NA	NA
Mn Ore	CNF India	Mn 38%, South Africa	NA	NA	NA	NA	NA
Europe & US							
<i>Export</i>							
Pig Iron	FOB Brazil	Steel Grade	\$432	0	0	0	-5
<i>Import</i>							
Scrap	CFR Turkey	HMS (80:20), US	\$344	+1	-16.6	-26.6	-18.6
HRC	CIF Europe	2.5mm	NA	NA	NA	NA	NA
Middle East & Africa							
<i>Export</i>							
Iron Ore	FoB South Africa	Lumps, Fe 64/63%	NA	NA	NA	NA	NA
Non Coking Coal	FoB South Africa	RB2 5500 NAR	NA	NA	NA	NA	NA
<i>Import</i>							
Billet	CNF Dubai	125*125, China	NA	NA	NA	NA	NA
HRC	CNF Dubai	2.5mm, China	\$525	-10	-10	-10	+25

Note:- W-O-W: Week On Week, 1M: Change over last month, 3M: Change over last 3 months, All prices are weekly assessment, Iron Ore are daily assessment

LIVE TENDERS

COMPANY	TYPE	GRADE	QUANTITY	EXPIRY DATE	LOCATION	VIEW
Aluminium						
SouthBiharPowerDistributionCompanyLimited	Sell	Aluminum Wire & Strips Scrap	338 MT	06 Dec, 2024	 Patna, Bihar, India	VIEW
Bauxite						
SAIL	Buy	Calcined Bauxite 89% Al ₂ O ₃	800 MT	29 Nov, 2024	 Ramgarh, Jharkhand, India	VIEW
Ferro Manganese						
Central Railway	Buy	Ferro Manganese	570 MT	05 Dec, 2024	 Bangalore, Karnataka, India	VIEW
Ferro Molybdenum						
Yantra India Limited	Buy	Ferro Molybdenum	14 MT	04 Dec, 2024	 Kolkata, West Bengal, India	VIEW
Ferro Silicon						
RWF	Buy	Ferro Silicon	1,100 MT	10 Dec, 2024	 Bengaluru, Karnataka, India	VIEW
Fines/Lumps						
KIOCL	Sell	Iron Ore Concentrate	1,000,000 MT	04 Dec, 2024	 Bangalore, Karnataka, India	VIEW
KIOCL	Buy	Iron Ore Concentrate	250,000 MT	12 Dec, 2024	 Bangalore, Karnataka, India	VIEW
Melting Scrap						
ChettinadCements	Sell	Melting Scrap	1,000 MT	27 Nov, 2024	 Dindigul, Tamil Nadu, India	VIEW
NTPC	Sell	Melting Scrap	530 MT	03 Dec, 2024	 Muzaffarpur, Bihar, India	VIEW
NMDC	Sell	PCM Scrap	5,000 MT	25 Nov, 2024	 Jagdalpur, Chattisgarh, India	VIEW
Crompton Greaves	Sell	Melting Scrap-CR HR Punching	300 MT	29 Nov, 2024	 Ahmedabad, Gujarat, India	VIEW
JBMAutoLimited	Sell	Melting Scrap-CR HR Punching	600 MT	26 Nov, 2024	 Nashik, Maharashtra, India	VIEW
Track Components	Sell	Melting Scrap	935 MT	27 Nov, 2024	 Pune, Maharashtra, India	VIEW
AirIndiaLtd	Sell	Aircraft-A319-VT-SCS aircraft	3 Nos	10 Dec, 2024	 Kolkata, West Bengal, India	VIEW
Non Coking						
NLC	Sell	Non Coking Coal G14 -100MM	500,000 MT	25 Nov, 2024	 Sambalpur, Odisha, India	VIEW
ODISHA COAL AND POWER LIMITED	Sell	Non Coking Coal G14	2,000,000 MT	26 Nov, 2024	 Sundargarh, Odisha, India	VIEW
SCCL	Sell	Non Coking Coal	115,750 MT	26 Nov, 2024	 Hyderabad, Telangana, India	VIEW
APMDC	Sell	Non Coking Coal G7	150,000 MT	02 Dec, 2024	 Vijayawada, Andhra Pradesh, India	VIEW
Silico Manganese						
Central Railway	Buy	Silico Manganese	516 MT	06 Dec, 2024	 Bangalore, Karnataka, India	VIEW
Used Plants And Machines						
SoharSteelLlc	Sell	Used Oxygen Plant	1 Nos	05 Dec, 2024	 Sohar, Oman	VIEW
SoharSteelLlc	Sell	Used Plant & Machines	1 Nos	03 Dec, 2024	 Sohar, Oman	VIEW
The Durgapur Project Limited	Sell	Assets of Coal washery Plant	1 MT	13 Dec, 2024	 Durgapur, West Bengal, India	VIEW

[View All](#)



Formerly SteelMint / CoalMint

Contact:

info@bigmint.co

+91 97700 56666

Disclaimer: BigMint has taken due care and caution in compilation of content. Information is just for reference not intended for trading purpose or to address your particular requirement. The content includes facts, views and opinions are of individuals and not that of the BigMint management. We and our content licensors do not guarantee or warrant the accuracy, completeness or timeliness of, or otherwise endorse these views, and opinions. BigMint and its affiliates, or their employees, directors or agents shall not be liable or responsible for any loss or costs or any action whatsoever arising out of use or relying on the spot prices disseminated.