



BIGMINT

Formerly SteelMint / CoalMint

Issue 1312,

Daily Steel Report

HIGHLIGHTS

25 Oct 2024, Fri

[Intel & Insights](#)

[Snap Shot - Global Prices \(USD/MT\)](#)

[Snap Shot - Indian Domestic Prices \(INR/MT\)](#)

[Iron Ore](#)

[Coal](#)

[Scrap & Metallics](#)

[Steel](#)

[Ferro Alloy](#)

[Non Ferrous](#)

[India Domestic Billet Index](#)

[Global Prices - Region Wise](#)

[Live Tenders](#)

INDIA

Iron Ore

- Karnataka: Iron ore prices inch up w-o-w as market awaits NMDC auction outcome [READ MORE >](#)
- India: BigMint's iron ore fines export index stays firm amid weak demand from China [READ MORE >](#)
- India: U Krishna Prasad to auction over 40,000 t of iron ore from Karnataka [READ MORE >](#)
- BigMint's daily trade sheet - 24 Oct'24 [READ MORE >](#)

Coal

- India: Domestic met coke prices remain steady w-o-w [READ MORE >](#)
- India: Coal vessel freight rates drop w-o-w on weak demand [READ MORE >](#)

Scrap & Metallics

- South Asia: Imported ferrous scrap markets remain sluggish amid price gaps, weak demand [READ MORE >](#)
- India: Sponge iron prices drop further by INR 50-550/t d-o-d amid modest buying - 24 Oct [READ MORE >](#)
- India: BigMint's ferrous scrap index rises INR 100/t d-o-d -24 Oct [READ MORE >](#)
- India: Chennai's ferrous scrap prices drop by INR 400/t w-o-w on weak steel demand - 24 Oct [READ MORE >](#)

Steel

- India: BigMint's billet index falls slightly by INR 50/t d-o-d - 24 Oct [READ MORE >](#)
- Indian DRI, billet, and rebar update - 24 Oct [READ MORE >](#)
- India's brand-wise rebar offers from BF and IF route mills - 24 Oct [READ MORE >](#)
- KEC International secures new orders worth INR 1,142 crore [READ MORE >](#)
- India: Trade-level HRC prices fall by up to INR 500/t amid need-based buying [READ MORE >](#)
- JSW Steel trialling largest blast furnace CCUS project in Indian steel industry. BigMint reports [READ MORE >](#)

Ferro Alloy

- India: Ferro chrome prices remain stable amid bid-offer disparities [READ MORE >](#)

Non Ferrous

- India: Balco raises aluminium P1020 ingot prices by INR 1,500/t (\$18/t) [READ MORE >](#)
- India: Imported copper prices rise w-o-w; local markets hold steady [READ MORE >](#)
- India: Hindustan Zinc raises zinc prices by INR 5,600/t (\$66/t), lead remains stable [READ MORE >](#)
- India: NALCO raises primary aluminium ingot prices by INR 7,100/t (\$84/t) [READ MORE >](#)
- Base metals prices on LME exhibit varied trends; stocks witness outflows [READ MORE >](#)

Ship Breaking

- India: Melting scrap prices drop by INR 300/t d-o-d in Alang [READ MORE >](#)

CHINA

- China: Iron ore spot prices drop by \$2/t d-o-d amid sluggish finished steel demand [READ MORE >](#)
- China: Steel inventories at CISA-affiliated mills rise in mid-Oct'24 [READ MORE >](#)
- China: Steel billet prices fall further by RMB 10/t (\$1/t) d-o-d [READ MORE >](#)
- China brings in more reforms to stabilise struggling property sector [READ MORE >](#)
- IMF keeps global growth forecast for 2024 unchanged at 3.2% [READ MORE >](#)
- Global stainless steel melt shop production rises by 6.3% y-o-y in H1CY'24-WSA [READ MORE >](#)

FAR EAST ASIA

Japanese H2 scrap prices in major regions rise by JPY 300/t (\$2/t)

[READ MORE >](#)

CIS NATIONS

Mongolia's MMC sees 23% y-o-y rise in Q3 raw coal production

[READ MORE >](#)

Russia: Kuzbass coal output slips 8% y-o-y in Jan-Sep'24

[READ MORE >](#)

Turkiye: Low domestic rebar sales keep imported bulk scrap offers stable w-o-w

[READ MORE >](#)

OCEANIA

Australia: FMG's iron ore shipments fall by over 10% q-o-q in Q3CY'24

[READ MORE >](#)

Turkiye: Low domestic rebar sales keep imported bulk scrap offers stable w-o-w

Oct 24, 2024 19:02

Slowdown in domestic rebar sales weakens scrap purchase US recyclers firm amid higher November expectation Turkish imported bulk scrap prices remained largely stable w-o-w after a sharp decline last week. This stability was due to a slowdown

in domestic rebar sales that affected fresh inquiries from steel mills. On the other hand, there is an issue of scrap availability from the US market as the demand from domestic American mills remains firm. However, buyer targets

Continued

SNAP SHOT - GLOBAL PRICES (USD/MT)

Commodity	Particular	Size, Grade	As on	Price	Change	1M	3M
Iron Ore Fines ¹	China Imports	Fines, Fe 62%	24 Oct 10.42 IST	\$98	-2	+2	-3
Iron Ore ¹	Indian Imports	Lumps, Fe 64%	23 Oct 15.33 IST	\$109	-5	+7	0
Pellets (Brazil) ²	China Imports	6-20 mm, Fe 65%	23 Oct 12.34 IST	\$123	-5	+7	+4
Pellets (India) ²	China Imports	6-20 mm, Fe 63%	23 Oct 17.51 IST	\$107	0	-0.25	+1
Coking ²	Australia Exports	Premium HCC	24 Oct 11.50 IST	\$199	-2	+11.8	-17.8
Non Coking ²	India Imports	RB2, S.Africa	24 Oct 13.15 IST	\$104	-1	+1	-7.2
Graphite Electrode ²	China Exports	600mm, UHP	22 Oct 18.48 IST	15,150 RMB/t	-200	+100	-900
Scrap ²	India Imports	Shredded	24 Oct 18.32 IST	\$395	-2	+5.2	-20
Scrap ²	Turkey Imports	HMS 80:20	24 Oct 18.32 IST	\$372	0	+5.2	-16
Scrap ²	Pakistan Imports	Shredded	24 Oct 18.32 IST	\$395	0	+4.4	-33.4
Scrap ²	Bangladesh Imports	Shredded	24 Oct 18.32 IST	\$400	0	+1.2	-29.2
Scrap (Ship Breaking) ²	India Imports	Containers	22 Oct 11.59 IST	\$510	0	+10	-20
Billet ²	India Exports	150*150, 3SP/4SP	04 Oct 19.13 IST	\$470	+5	-20	NA
Billet ²	Russia Exports	130*130, 3SP	22 Oct 17.40 IST	\$475	-7	+15	-15
Billet ²	Iran Exports	130*130, 3SP	22 Oct 17.40 IST	\$466	0	+12	-4
Billet ²	Philippines Import	150*150, 3SP	22 Oct 17.40 IST	\$485	0	+20	-2.5
Sponge Iron ²	India Exports	-	-	-	-	-	-
Pig Iron ²	Russia Exports	Steel Grade	19 Oct 15.21 IST	\$358	-2	+6	-49
HRC ²	China Exports	3-12mm, SS400	22 Oct 18.46 IST	\$505	-20	+37.5	+10
Wire Rod ²	Nepal Import	5.5-6.0mm, Commercial Grade	19 Oct 14.02 IST	\$560	+5	+35	+30
HRC ²	India Exports	2.5 mm, SAE1006	23 Apr 18.30 IST	\$560	0	-15	-40
HRC ²	South Korea Exports	1.6-2.5mm, SAE 1006	22 Oct 18.46 IST	\$515	+15	+15	NA
HRC (China) ²	Vietnam Imports	2-3mm, SAE 1006	22 Oct 18.47 IST	\$530	-25	+52.5	+10
HRC (China) ²	Dubai Imports	2-3mm, SAE 1006	22 Oct 18.47 IST	\$530	-25	+52.5	+10
CRC ²	India Exports	0.9 mm, IS 513 Gr.O	23 Oct 18.20 IST	\$640	0	+5	-35
CRC ²	China Exports	0.90mm, SPCC	23 Oct 18.20 IST	\$565	-25	+40	+5
HR Plate ²	China Exports	5-10mm, SS 400	23 Oct 18.18 IST	\$515	-20	+35	-10
GP ²	China Exports	DX51D+z80, Width 1,000-1,500 mm, thickness 0.5-2mm	24 Oct 17.37 IST	\$605	-20	+20	-10
Silico Manganese ²	India Exports	25-150 mm, HC 65-16	24 Oct 18.36 IST	\$926	-4	+20.8	-40.8
Ferro Chrome ²	China Import	10-150mm, HC 60%	23 Oct 10.26 IST	¢93 /lb	0	-1	-3
Manganese Ore ²	India Imports	Lumps, Mn 37%,	19 Oct 11.07 IST	\$3.85 /dmtu	0	-0.05	-0.8
Ferro Manganese ²	India Exports	25-150 mm, HC 75%	24 Oct 18.39 IST	\$936	0	+10	-76.2
Ferro Silicon ²	Bhutan Exports	10-50 mm, FeSi 70%	21 Oct 18.42 IST	\$1,350	+60	+100	+150

1-Daily Assessment, 2-Weekly Assessment, 3-Monthly Assessment, W-O-W: Week On Week, 1M: Change over last month, 3M: Change over last 3 months

India: Trade-level HRC prices fall by up to INR 500/t amid need-based buying

Oct 24, 2024 14:57

CRC prices remain stable Export offers hold steady Hot-rolled coil (HRC) prices fell by up to INR 500/tonne (t) (\$6/t) this week to INR 48,300-50,000/t (\$575-595/t), amid subdued market activity, characterised by limited demand and need-based

buying. Conversely, cold-rolled coil (CRC) prices exhibited stability, maintaining a range of INR 55,700 to 59,100/t (\$663-703/t) across various regions. BigMint's benchmark assessment (bi-weekly) for HRCs (IS2062, Gr E250, 2

Continued

SNAP SHOT - INDIAN DOMESTIC PRICES (INR/MT)

Commodity	Particular	Size, Grade	As on	Price	Change	1M	3M
Fines/lumps ²	Iron Ore Index	5-18 mm, Fe 63%, DR Grade	19 Oct 14.32 IST	7,500	+ 600	+ 1,800	+ 1,500
Fines/lumps ²	Iron Ore Index	0-10 mm, Fe 63%	19 Oct 14.32 IST	5,900	+ 600	+ 1,200	+ 1,050
Iron Ore ³	NMDC	6-40 mm, Fe 65.5%	23 Oct 11.14 IST	6,350	NA	NA	NA
Iron Ore ³	NMDC	0 -10 mm, Fe 64%	23 Oct 11.14 IST	5,410	NA	NA	NA
Pellets ²	Raipur	6-20 mm, Fe 63%,	22 Oct 18.43 IST	10,500	+ 400	+ 1,450	+ 1,400
Pellets ²	Bellary	6-20 mm, Fe 63%	22 Oct 18.43 IST	10,550	0	+ 1,075	+ 700
Met Coke ²	Ex-India (East)	25-90 mm, Blast Furnace-grade	23 Oct 17.04 IST	33,400	- 100	+ 100	- 1,400
Graphite Electrode ³	Ex-India	600mm, UHP	17 Sep 11.31 IST	335,000	NA	NA	+ 10,000
Mill Scale ²	FoR-Kandla	Fines, Fe 70/68%	23 Oct 17.59 IST	6,900	- 100	+ 350	+ 125
Hms ¹	Ex-Mumbai	HMS	24 Oct 18.03 IST	32,500	- 200	- 500	- 500
Hms ¹	Ex-Alang	HMS	24 Oct 18.03 IST	33,000	- 300	- 2,200	- 2,800
Pig Iron ¹	Ex-Durgapur	Steel Grade	24 Oct 17.38 IST	38,650	0	+ 250	+ 1,350
Pig Iron ¹	Ex-Ludhiana, Foundary	Foundry Grade	24 Oct 13.44 IST	42,000	- 300	- 800	- 1,500
Sponge Pellet ¹	Ex-Raipur	Lumps, FeM 80%, +/-1	24 Oct 17.45 IST	26,200	- 100	- 1,000	+ 1,200
Billet ¹	Ex-Mumbai	100x100mm, IS 2831	24 Oct 17.54 IST	41,400	0	- 1,100	- 300
Billet ¹	Ex-Raipur	100x100mm, IS 2831	24 Oct 17.54 IST	39,350	- 50	- 600	+ 250
TMT (Re-Bar) Secondary mills ¹	Ex-Mumbai	12-25mm, IF Route, Fe 500, IS 1786	24 Oct 14.00 IST	47,500	0	+ 1,100	+ 2,300
TMT (Re-Bar) Secondary mills ¹	Ex-Delhi/NCR	12-25mm, IF Route, Fe 500, IS 1786	24 Oct 17.28 IST	46,700	- 500	- 300	- 300
TMT (Re-Bar) ²	Ex-Mumbai	12-32mm, BF Route, IS 1786 Fe 500D	18 Oct 17.32 IST	54,500	+ 900	+ 4,500	+ 2,800
Structure ¹	Ex-Mumbai	40x40 Angle, IF Route, IS 2062/2011 E-250 Gr A	24 Oct 10.36 IST	49,200	0	+ 300	+ 200
Wire Rod ¹	Ex-Raipur	5.5 mm, SWRY 14 LC Gr 3, Induction route	24 Oct 17.28 IST	43,100	- 100	- 1,400	- 100
HRC ²	Ex-Delhi	2.5-8mm / CTL, IS2062, Gr E250 Br.	22 Oct 18.07 IST	48,000	- 500	+ 1,000	- 3,050
HRC ²	Ex-Mumbai	2.5-8mm / CTL, IS2062, Gr E250 Br.	22 Oct 18.07 IST	48,300	- 200	+ 1,250	- 2,950
CRC ²	Ex-Delhi	0.90mm / CTL, IS 513, CR1	22 Oct 18.14 IST	56,500	0	+ 500	- 2,350
CRC ²	Ex-Mumbai	0.90mm / CTL, IS 513, CR1	22 Oct 18.14 IST	55,800	0	+ 300	- 2,900
HR Plate ²	Ex-Mumbai	5-10mm, Gr E250 Br.	23 Oct 18.28 IST	49,200	0	+ 200	- 2,400
GP ²	Ex-Mumbai	0.8mm / CTL, 120 GSM, IS277	24 Oct 18.45 IST	57,000	- 500	- 200	- 5,400
Silico Manganese ²	Ex-Raipur	25-150 mm, HC 60-14	24 Oct 18.35 IST	67,900	- 100	+ 1,470	- 1,110
Ferro Manganese ²	Ex-Raipur	25-150 mm, HC 70%	24 Oct 18.34 IST	69,300	- 200	- 580	- 5,940
Ferro Chrome ²	Ex-Jajpur	10-150mm, HC 60%, Si- 4%	23 Oct 10.24 IST	110,400	0	+ 350	+ 4,550
Manganese Ore ²	Ex Balaghat, MOIL	Lumps, Mn 37%, Fe 7.5%	01 Oct 15.52 IST	13,517	+ 643	+ 643	NA
Chrome Ore ²	Ex-Odisha OMC, E-auction	Lumps, Friable 48-50%	18 Oct 12.46 IST	28,410	+ 1,546	+ 1,546	NA

*Basic Price GST @ 18% extra

1-Daily Assessment, 2-Weekly Assessment, 3-Monthly Assessment, W-O-W: Week On Week, 1M: Change over last month, 3M: Change over last 3 months

Iron Ore

Iron Ore (India)

Particular/Delivery	Size/Grade	Delivery	As On	Price	Change	1M	3M
Indian prices (in INR/MT)							
Odisha Iron Ore Index	5-18 mm, Fe 63%, DR Grade	Ex-mines	19 Oct 14.32 IST	7,500	+ 600	+ 1,600	+ 1,550
	10-30mm, Fe 63%, BF Grade	Ex-mines	19 Oct 14.32 IST	6,800	+ 500	+ 1,450	+ 1,750
	0-10 mm, Fe 63%	Ex-mines	19 Oct 14.32 IST	5,900	+ 600	+ 1,200	+ 1,200
	0-10mm, Fe 60%	Ex-mines	19 Oct 14.32 IST	5,000	+ 500	+ 1,100	+ 1,050
	0-5mm, Fe 57%	Ex-mines	24 Oct 17.59 IST	3,900	+ 400	+ 1,150	+ 1,200
	5-18 mm, Lumps, Fe 60%	Ex-mines	19 Oct 14.32 IST	6,800	+ 700	+ 1,500	+ 1,700
	10-30 mm, lumps, Fe 60%	Ex-mines	19 Oct 14.32 IST	6,100	+ 800	+ 1,600	+ 1,500
	0-10mm, Fe 62%	Ex-mines	19 Oct 14.32 IST	5,600	+ 600	+ 1,100	+ 1,100
OMC Gandhamardan	0 -5 mm, Fe 62-60%	Ex-Mines	18 Oct 12.57 IST	4,900	+ 1,150	+ 1,150	+ 650
	10-40 mm, Fe 62%	Ex-Mines	18 Oct 12.57 IST	5,950	+ 1,300	+ 1,300	+ 1,250
OMC Daitari	0 -5 mm, Fe 62-64%	Ex-Mines	18 Oct 12.57 IST	5,750	+ 1,000	+ 1,000	+ 950
	10-40 mm, Fe 62%	Ex-Mines	18 Oct 12.57 IST	6,760	+ 1,400	+ 1,400	+ 1,700
OMC Kurmitar (Koira)	0 -5 mm, Fe 62-60%	Ex-Mines	18 Oct 12.57 IST	5,350	+ 1,550	+ 1,550	+ 1,250
	10-40 mm, Fe 62%	Ex-Mines	18 Oct 12.57 IST	6,700	+ 1,700	+ 1,700	+ 1,700
OMC Guali	5-18 mm, Fe 62%	Ex-mines	18 Oct 12.57 IST	6,655	+ 1,400	+ 1,400	+ 1,400
	Fines -5 mm, Fe 60-62%	Ex-mines	18 Oct 12.57 IST	5,450	+ 1,200	+ 1,200	+ 1,050
OMC Jilling	5-18 mm, Fe 62%	Ex-mines	18 Oct 12.57 IST	7,450	+ 1,600	+ 1,600	+ 1,600
	Fines -5 mm, Fe 60-62%	Ex-mines	18 Oct 12.57 IST	5,500	+ 1,150	+ 1,150	+ 1,000
NMDC, Chhattisgarh	0 -10 mm, Fe 64%	F.O.R Siding	23 Oct 11.14 IST	5,410	NA	NA	NA
	10-40 mm, Fe 67%, DR CLO	F.O.R Siding	23 Oct 11.14 IST	7,420	NA	NA	NA
	10-150 mm, Fe 65.5%	F.O.R Siding	23 Oct 11.14 IST	6,220	NA	NA	NA
	6-40 mm, Fe 65.5%	F.O.R Siding	23 Oct 11.14 IST	6,350	NA	NA	NA
Chandrapur, Maharashtra	0-10mm, Fe 63%	FoR Ballarshah	18 Oct 23.26 IST	5,450	0	+ 600	- 650
Ex-Bellary	0-10 mm, Fe 62%	Ex-Mines	24 Oct 18.03 IST	4,950	+ 50	+ 200	- 150
	0-10 mm, Fe 57%	Ex-Mines	24 Oct 18.08 IST	2,900	+ 50	+ 200	- 200
Karnataka e-auction	Lumps 10-20mm, Fe 63%	Ex-Mines	30 Sep 19.26 IST	4,400	0	0	- 300
	Fines 0 -5 mm, Fe 60%	Ex-Mines	30 Sep 19.26 IST	3,400	0	0	- 300

Pellets (India)

Indian prices (in INR/MT)							
Ex-Barbil	6-20 mm, Fe 63%, (+/- 0.5%)	FOR Siding	22 Oct 18.43 IST	8,950	+ 850	+ 1,625	+ 1,575
Ex-Durgapur	6-20 mm, Fe 63%, (+/- 0.5%)	Ex-Works	22 Oct 18.43 IST	10,000	+ 50	+ 1,650	+ 1,850
Ex-Jamshedpur	6-20 mm, Fe 63%	Ex-Works	15 Oct 18.31 IST	8,900	- 100	+ 925	+ 750
Ex-Jharsugda	6-20 mm, Fe 63%, (+/- 0.5%)	Ex-Works	22 Oct 18.43 IST	9,500	+ 650	+ 1,275	+ 1,600
Ex-Raipur	6-20 mm, Fe 63%, (+/- 0.5%)	Ex-Works	22 Oct 18.43 IST	10,500	+ 400	+ 1,450	+ 1,400
Ex-Kandla	6-20 mm, Fe 64/63%	DAP	22 Oct 18.43 IST	10,900	0	+ 800	+ 200
Ex-Bellary	6-20 mm, Fe 63%	Ex-Works	22 Oct 18.43 IST	10,550	0	+ 1,075	+ 700

Weekly Assessment, GST @ 5% extra., Barbil and Kandla - Prices Loaded to Wagons

Concentrates (India)

Indian prices (in INR/MT)							
Ex-Jabalpur	-45 micron, Fe 63%	Ex-works	23 Oct 17.12 IST	4,700	0	+ 825	+ 600

Iron Ore (Global)

Global prices (in USD/MT)							
CNF China	Fines, Fe 61.5% (Australia Origin)	-	24 Oct 10.42 IST	\$96	- 2	+ 2	- 3
CNF China	Fines, Fe 62% (Australia Origin)	-	24 Oct 10.42 IST	\$98	- 2	+ 2	- 3
CNF China	Fines, Fe 62.5% (Brazil Origin)	-	24 Oct 12.56 IST	\$101	- 2	+ 3	- 2
CNF China	Fines, Fines 63/62% (India origin)	-	24 Oct 12.56 IST	\$95	- 1	+ 1	+ 3
CNF China	Lumps, Fe 64/63% (South Africa Origin)	-	24 Oct 12.56 IST	\$99	- 2	+ 3	- 2
CNF China	Lumps, USD/dmtu	-	24 Oct 10.42 IST	\$0.14	0	+ 0.02	- 0.0255
CNF China	Fines, Fe 55% (India Origin)	-	24 Oct 17.56 IST	\$67	- 2	+ 4.5	+ 3.5

CNF China	Fines, Fe 56% (India Origin)	-	24 Oct 17.56 IST	\$70	-2	+4.5	+3.5
CNF China	Fines, Fe 57% (India origin)	-	24 Oct 17.56 IST	\$73	-2	+4.5	+3.5
CNF India	Lumps, Fe 64% (South Africa origin)	-	23 Oct 15.33 IST	\$109	-5	+7	0
FOB India	Fines, Fe 57% (India origin)	-	24 Oct 17.57 IST	\$60	-2	-0.5	+2

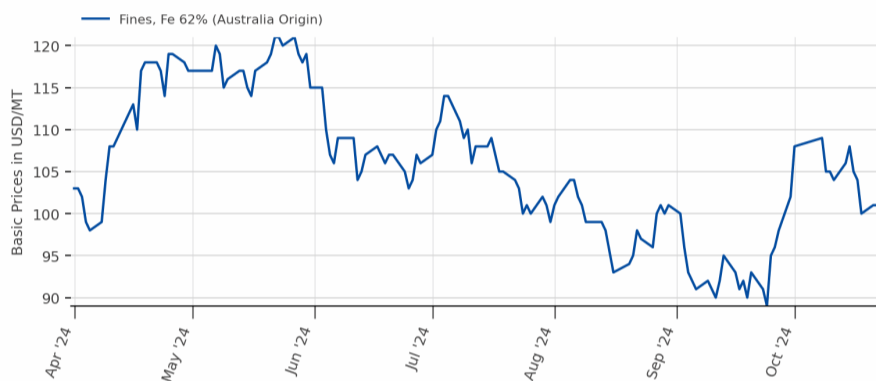
Prices on DMT basis (Daily Assessment) , India- Single Port Loading , FOB prices including demurrage , June to November: Moisture@ 10% , December to May: Moisture@ 8% , Or, actual moisture as per cargo certificate submitted by shipper to be adjusted

Pellets (Global)

Global prices (in USD/MT)							
CNF China	6-20 mm, Fe 63% (India Origin)	-	23 Oct 17.51 IST	\$107	0	-0.25	+1
	6-20 mm, Fe 65% (Brazil Origin)	-	23 Oct 12.34 IST	\$123	-5	+7	+4
FOB India	6-20 mm, Fe 63%	-	23 Oct 17.51 IST	\$94	0	-0.75	+1
CNF China	5-20mm, Fe 63%	-	24 Oct 11.53 IST	\$7.45	+0.1	+0.45	+0.95
	6-20mm	-	24 Oct 11.53 IST	\$16.7	0	+0.7	+0.4

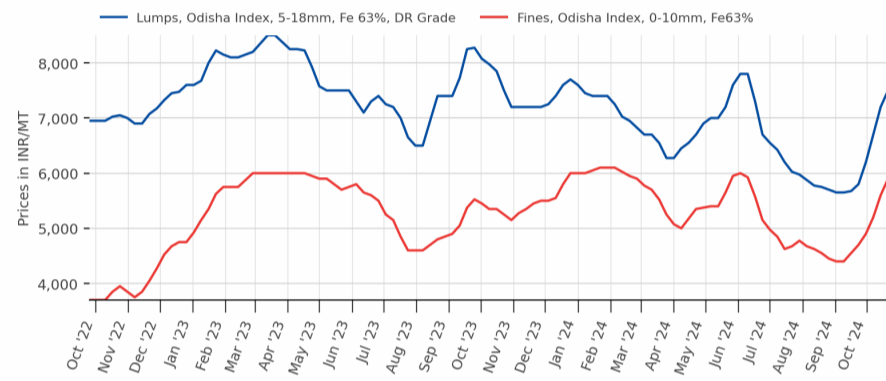
Note:- W-O-W: Week On Week, 1M: Change over last month, 3M: Change over last 3 months

Iron Ore Fines, CNF Rizhao China



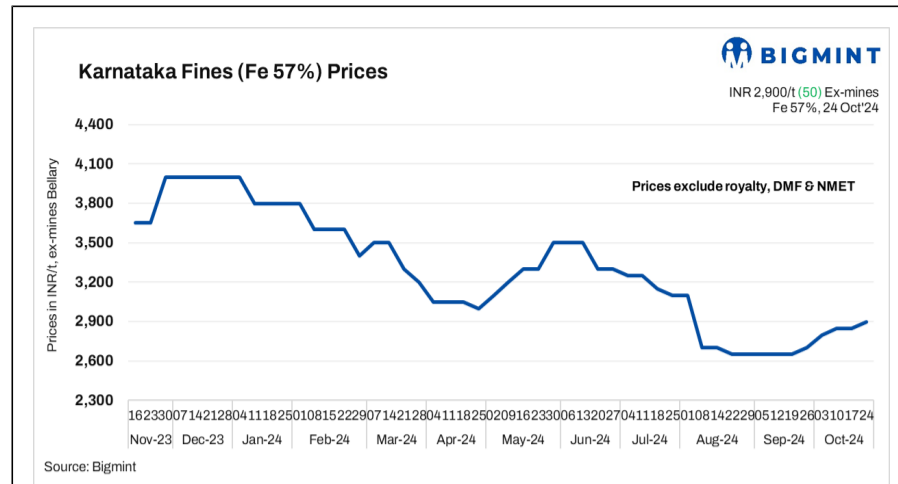
Source:BigMint

Odisha Iron Ore Price Index (Lumps & Fines)



Source:BigMint

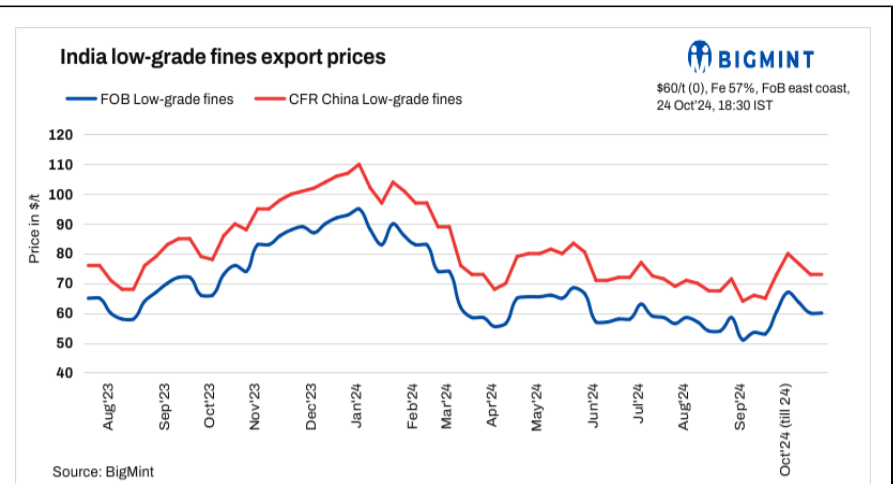
Iron Ore News



Karnataka: Iron ore prices inch up w-o-w as market awaits NMDC auction outcome

2024-10-24

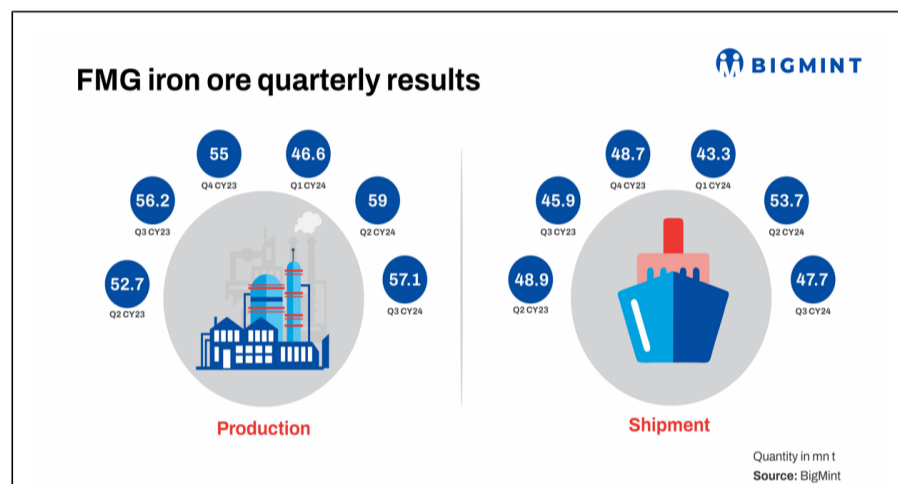
[READ MORE](#)



India: BigMint's iron ore fines export index stays firm amid weak demand from China

2024-10-24

[READ MORE](#)



Australia: FMG's iron ore shipments fall by over 10% q-o-q in Q3CY'24

2024-10-24

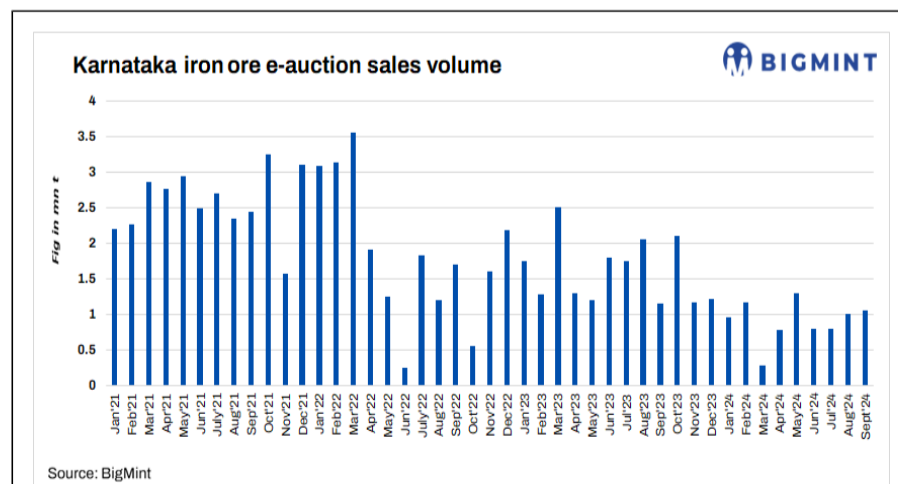
[READ MORE](#)

India: Daily Trade Sheet
for steel & related commodities

BigMint's daily trade sheet - 24 Oct'24

2024-10-24

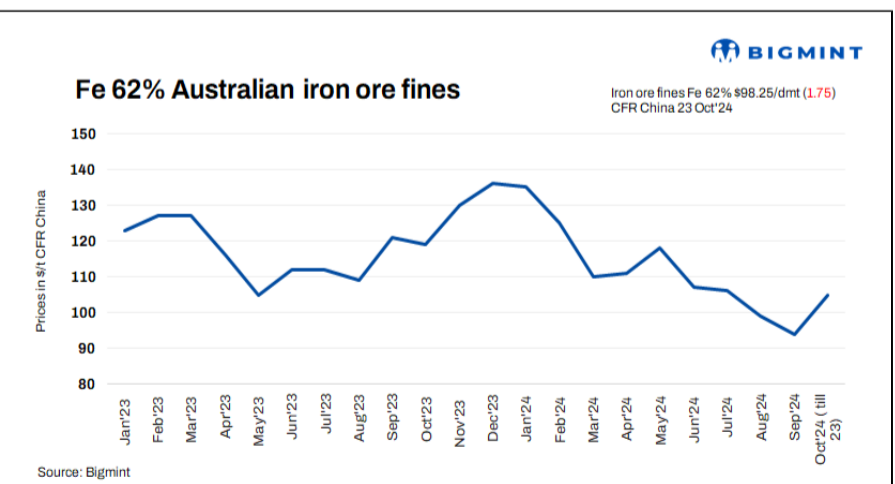
[READ MORE](#)



India: U Krishna Prasad to auction over 40,000 t of iron ore from Karnataka

2024-10-24

[READ MORE](#)

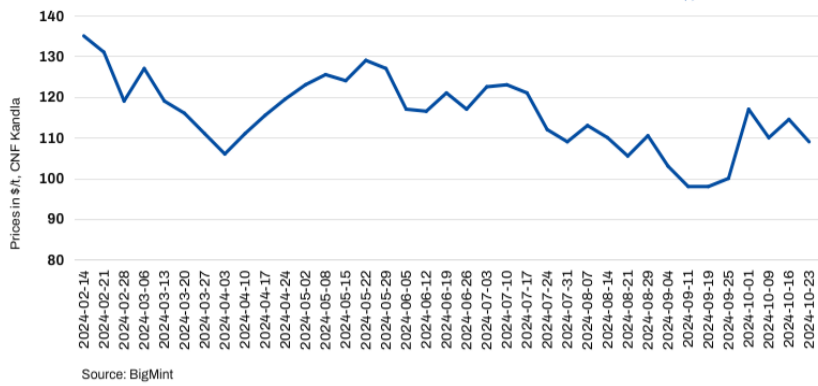


China: Iron ore spot prices drop by \$2/t d-o-d amid sluggish finished steel demand

2024-10-24

[READ MORE](#)

Imported SA Iron Ore Lump Offers to India

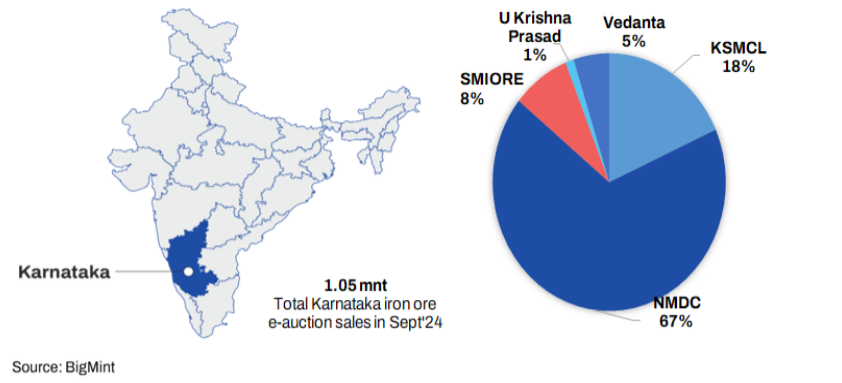


India: South African iron ore lump offers fall by \$5/t W-O-W

2024-10-23

[READ MORE](#)

Karnataka miner-wise iron ore e-auction sales in Sept'24

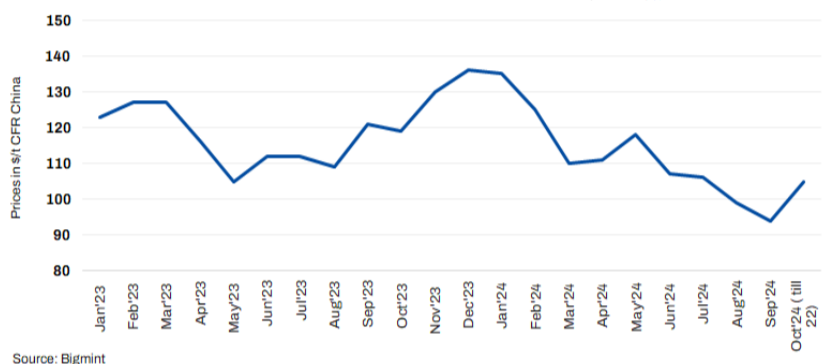


India: Vedanta's auction from Karnataka sees positive response

2024-10-23

[READ MORE](#)

Fe 62% Australian iron ore fines

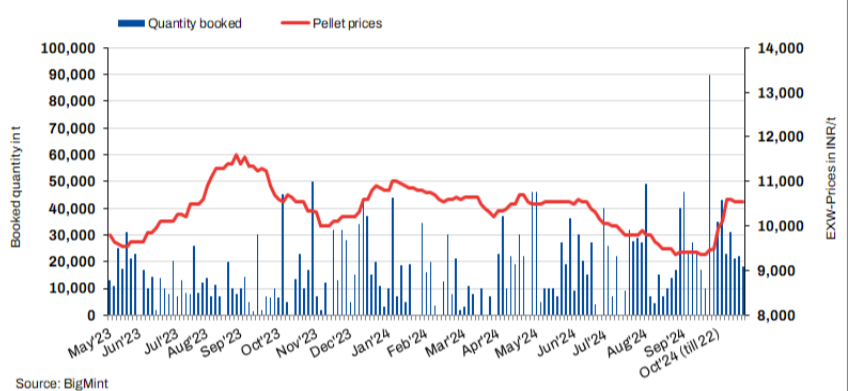


China: Iron ore spot prices fall by \$1/t d-o-d following weak market sentiments

2024-10-23

[READ MORE](#)

Bellary Pellet Prices v/s Traded Volumes

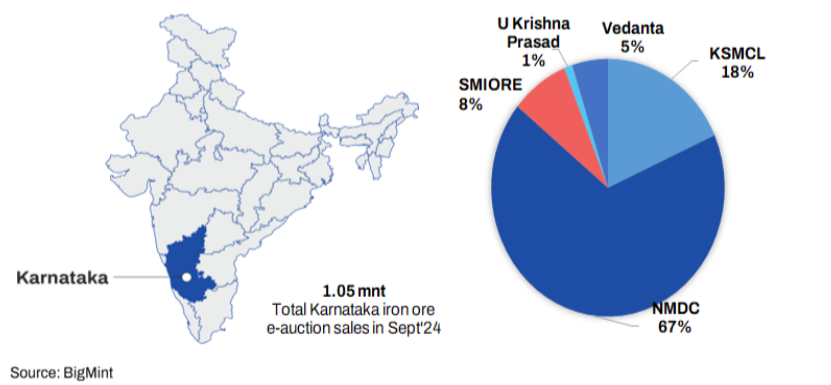


India: Pellet prices remain firm in Bellary

2024-10-22

[READ MORE](#)

Karnataka miner-wise iron ore e-auction sales in Sept'24

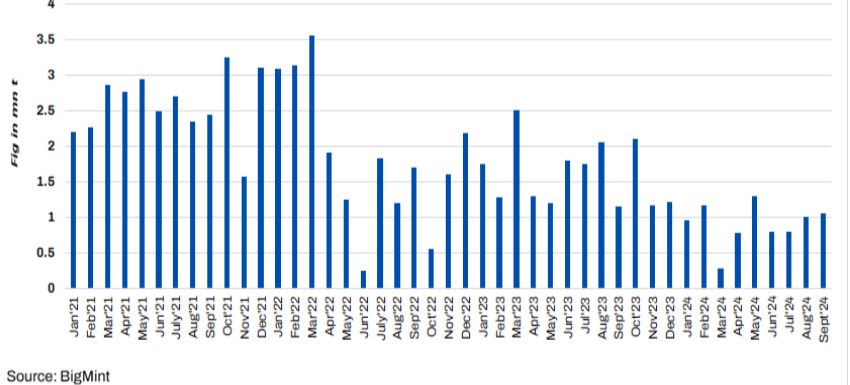


India: SKMEPL iron ore auction receives lukewarm response

2024-10-22

[READ MORE](#)

Karnataka iron ore e-auction sales volume



India: Over 300,000 t of iron ore to be auctioned from Karnataka

2024-10-22

[READ MORE](#)

Coal

Non Coking (India)

Particular/Delivery	Size/Grade	Delivery	As On	Price	Change	1M	3M
Indian prices (in INR/MT)							
Ex-Gangavaram	RB2 (5500 NAR), S.Africa	Ex-Port	24 Oct 15.04 IST	9,500	0	+ 150	- 150
	RB3 (4800 NAR), South Africa	Ex-Port	24 Oct 15.04 IST	7,600	0	+ 100	- 150

Met Coke (India)

Indian prices (in INR/MT)							
Ex-Jajpur	25-90 mm, Blast Furnace-grade	Ex-Yard	23 Oct 17.04 IST	33,400	- 100	+ 100	- 1,400
Ex-Gandhidham	25-90 mm, Blast Furnace-grade	Ex-Yard	23 Oct 17.04 IST	29,600	0	0	- 3,100

Coking (Global)

Global prices (in USD/MT)							
CNF India	0-40mm, HCC 64 Mid Vol, Australia	-	24 Oct 11.47 IST	\$182	0	+ 5.2	- 33.8
	0-40mm, Premium HCC, Australia	-	24 Oct 11.47 IST	\$214	- 2	+ 10.8	- 19
	Low Vol PCI, Australia	-	24 Oct 11.47 IST	\$174	- 1	+ 12.4	- 33.4
FOB Australia	0-40mm, Low Vol PCI	-	24 Oct 11.50 IST	\$159	- 2	+ 13.4	- 32.4
	HCC 64 Mid Vol	-	24 Oct 11.50 IST	\$167	0	+ 6.2	- 32.8
	Premium HCC	-	24 Oct 11.50 IST	\$199	- 2	+ 11.8	- 17.8

Non Coking (Global)

Global prices (in USD/MT)							
CNF India	RB1 (6000 NAR), S.Africa	-	24 Oct 13.15 IST	\$118	0	0	- 7.2
	RB2 (5500 NAR), S.Africa	-	24 Oct 13.15 IST	\$104	- 1	+ 1	- 7.2
	RB3 (4800 NAR), S.Africa	-	24 Oct 13.15 IST	\$84	- 1	+ 0.4	- 7.2
FOB South Africa	RB1 (6000 NAR)	-	24 Oct 15.03 IST	\$102	0	+ 1	- 6.2
	RB2 (5500 NAR)	-	24 Oct 15.03 IST	\$89.5	0	+ 0.7	- 4.7
	RB3 (4800 NAR)	-	24 Oct 15.03 IST	\$70	0	+ 1.2	- 4.2

Met Coke (Global)

Global prices (in USD/MT)							
FOB China	25-90mm, 64% CSR	-	24 Oct 17.17 IST	\$271	0	+ 22	- 3
CNF India	25-90mm, 64% CSR, China	-	24 Oct 17.20 IST	\$280	0	+ 18	- 5
	64% CSR, Japan origin	-	24 Oct 17.20 IST	\$354	0	0	- 4

Note:- W-O-W: Week On Week, 1M: Change over last month, 3M: Change over last 3 months

Scrap & Metallic

Sponge (India)

Region	Particular	Sponge Iron (C-DRI)				Pellet Sponge (P-DRI)			
		Price	Change	W-O-W	1M	Price	Change	W-O-W	1M
Indian prices (in INR/MT) As on 24 Oct 2024									
North India	Mandi Gobindgarh	32,600	-200	-1,100	+1,400	-	-	-	-
East India	Durgapur	28,000	-50	-2,000	-800	26,000	-50	-1,950	-750
East India	Rourkela	28,100	-300	-1,250	+300	-	-	-	-
Central India	Raigarh	27,500	-300	-1,800	-1,250	25,500	-300	-1,800	-1,250
Central India	Raipur	30,200	-100	-1,450	-1,000	26,200	-100	-1,500	-1,000
South India	Bellary	27,200	-50	-950	-50	26,200	0	-950	-50
Eastern India	Ramgarh	28,000	-550	-1,700	-300	26,000	-500	-1,750	-300
East India	Jharsugda	-	-	-	-	24,700	-300	-1,600	-1,300
South India	Hyderabad	-	-	-	-	26,900	-200	-900	+100

All prices are basic, GST extra.

Pig Iron (India)

Particular/Delivery	Size/Grade	Delivery	As On	Price	Change	1M	3M
Indian prices (in INR/MT)							
DAP-Ludhiana	Steel Grade	DAP	24 Oct 17.38 IST	38,900	-100	-550	-1,600
Ex-Bokaro	Steel Grade	Ex-Plant,Bokaro	17 Oct 11.23 IST	37,100	+2,150	+2,150	+1,200
Ex-Burnpur	Steel Grade	Ex-Plant,Burnpur	31 May 16.00 IST	40,500	-2,500	0	0
Ex-Durgapur	Steel Grade	Ex-Plant,Durgapur	16 Oct 12.10 IST	38,750	+3,600	+3,600	+2,050
		Ex-Works	24 Oct 17.38 IST	38,650	0	+250	+1,350
Ex-Rourkela	Steel Grade	Ex-Plant,Rourkela	21 Oct 13.41 IST	36,800	-1,700	-950	0
Ex-Bhilai	Steel Grade	Ex-Plant,Bhilai	09 Oct 17.14 IST	38,700	+1,950	+1,950	+700
DAP-Raigarh	Steel Grade	DAP	24 Oct 17.38 IST	36,900	-600	-1,200	-400
DAP-Raipur	Steel Grade	DAP	24 Oct 17.38 IST	37,000	-400	-1,000	-800
DAP-Hyderabad	Steel Grade	DAP	24 Oct 13.39 IST	37,900	-500	+700	-100
DAP-Delhi	Foundry Grade	DAP	24 Oct 13.44 IST	42,200	-400	-800	-1,500
DAP-Ludhiana	Foundry Grade	DAP	24 Oct 13.44 IST	42,000	-300	-800	-1,500
Ex-Durgapur	Foundry Grade	Ex-Works	24 Oct 13.32 IST	42,500	0	+1,000	-1,000
Ex-Kharagpur	Foundry Grade	Ex-Works	24 Oct 13.32 IST	42,500	0	+1,000	-1,000
DAP-Ahmedabad	Foundry Grade	DAP	24 Oct 13.32 IST	45,000	0	+500	-500
DAP-Kolhapur	Foundry Grade	DAP	24 Oct 13.32 IST	45,500	0	+700	-300

Indian pig iron price assessment frequency has been increased from weekly to daily basis.

Re - Rolling Scrap (India)

Indian prices (in INR/MT)							
Ex-Alang	Attachment, Ship Breaking	Ex-Yard	24 Oct 10.28 IST	34,500	-300	-2,000	-2,300
	HMS(80:20), Ship Breaking	Ex-Yard	24 Oct 10.28 IST	33,000	-300	-2,200	-2,800
	19-22mm(12 ANE), Ship Breaking	Ex-Yard	24 Oct 10.58 IST	39,900	-300	-1,400	-2,300
	15-18mm(10 ANE), Ship Breaking	Ex-Yard	24 Oct 10.58 IST	39,900	-300	-1,400	-2,300
	1 Inch, Ship Breaking	Ex-Yard	24 Oct 10.58 IST	39,900	-300	-1,400	-2,300
	12-14mm(8 ANE), Ship Breaking	Ex-Yard	24 Oct 10.58 IST	39,400	-300	-1,400	-2,300
	5-10 KG, Ship Breaking	Ex-Yard	24 Oct 10.58 IST	38,900	-300	-1,400	-1,800
	9-11mm(6 ANE), Ship Breaking	Ex-Yard	24 Oct 10.58 IST	37,900	-300	-1,400	-2,300
	2-5 KG, Ship Breaking	Ex-Yard	24 Oct 10.58 IST	37,900	-300	-1,400	-1,800
	6-8mm(4 ANE), Ship Breaking	Ex-Yard	24 Oct 10.58 IST	36,900	-300	-1,400	-2,300
	1-2 KG, Ship Breaking	Ex-Yard	24 Oct 10.28 IST	34,700	-300	-2,000	-2,300

Melting Scrap (India)

Particular/Delivery	Size/Grade	Delivery	As On	Price	Change	1M	3M
Indian prices (in INR/MT)							
Ex-Ludhiana	CR Busheling (Loose)	DAP	24 Oct 18.03 IST	36,800	0	-2,100	-2,500
	Turning Boring Scrap	DAP	24 Oct 18.03 IST	33,400	-200	-1,200	-2,200
	End Cutting	DAP	24 Oct 18.03 IST	35,900	0	-1,900	-2,300
	CI Scrap, Mixed Size	DAP	24 Oct 18.03 IST	38,000	-300	-100	-900
Ex-Mandi	LMS (Light Melting Scrap)	DAP	24 Oct 18.03 IST	32,100	0	-1,700	-1,900
	HMS(80:20)	DAP	24 Oct 18.03 IST	33,700	0	-1,900	-2,500
	CR Busheling (Loose)	DAP	24 Oct 18.03 IST	37,400	0	-1,700	-2,200
	End Cutting	DAP	24 Oct 18.03 IST	36,700	+100	-1,300	-1,800
Ex-Durgapur	HMS(80:20)	DAP	24 Oct 18.03 IST	34,100	0	-550	-1,350
Ex-Raipur	End Cutting	DAP	24 Oct 18.03 IST	36,300	-500	-100	-300
	HMS(80:20)	DAP	24 Oct 18.03 IST	34,300	-500	-100	-300
Ex-Ahmedabad	CR Busheling (Bundle)	DAP	24 Oct 18.03 IST	38,400	0	+400	-100
	HMS(80:20)	DAP	24 Oct 18.03 IST	32,200	-300	-2,100	-2,100
Ex-Alang	HMS(80:20)	Ex-Yard	24 Oct 18.03 IST	33,000	-300	-2,200	-2,800
Ex-Jalna	CR Busheling (Loose)	DAP	24 Oct 18.03 IST	35,600	-100	-400	-500
	HMS(80:20)	DAP	24 Oct 18.03 IST	32,500	-100	-500	-600
Ex-Mumbai	HMS(80:20)	DAP	24 Oct 18.03 IST	32,500	-200	-500	-500
Ex-Chennai	HMS(80:20)	DAP	24 Oct 18.03 IST	31,800	0	0	0
	CR Busheling (Bundle)	DAP	24 Oct 18.03 IST	35,200	-200	+100	-1,000
	HMS(90:10)	DAP	24 Oct 18.03 IST	33,900	0	+100	-700
	Turning Boring Scrap	DAP	24 Oct 18.03 IST	30,900	0	+300	+100
Ex-Coimbatore	CI Scrap, Mixed Size	DAP	24 Oct 18.03 IST	37,000	0	+200	-800
Ex-Hyderabad	HMS(90:10)	DAP	24 Oct 18.03 IST	32,300	0	-1,900	+300
	HMS(80:20)	DAP	24 Oct 18.03 IST	30,800	0	-1,900	+300
Ex-Bhilai	9-13 Meters, 60 KG	Ex-works	23 Sep 19.00 IST	41,000	0	-2,700	-150

Mill Scale (India)

Indian prices (in INR/MT)							
Ex Plant, Raipur	Fines, Fe 70/68%	EXW	23 Oct 17.59 IST	7,300	+100	+75	+400
Ex-Kandla	Fines, Fe 70/68%	DAP	23 Oct 17.59 IST	6,900	-100	+350	+125

Sponge Iron (Global)

Particular/Delivery	Size/Grade	Delivery	As On	Price	Change	1M	3M
Global prices (in USD/MT)							
CNF Bangladesh	FeM 80% (+/-1), 100% lumps	-	24 Oct 17.54 IST	\$380	-17	+16	+13
CNF Nepal	Mix (70% lumps, 30% fines), FeM 80% (+/-1)	-	24 Oct 17.54 IST	\$375	-9	+4	+19

Melting Scrap (Global)

Global prices (in USD/MT)							
FOB Europe	HMS 80:20 (Bulk)	-	23 Oct 17.00 IST	\$341	-2	+3	-18
FOB USA	HMS 80:20	-	24 Oct 17.00 IST	\$344	+1	+4.8	-15
	Shredded	-	24 Oct 17.00 IST	\$364	+1	+4.8	-15
CNF Bangladesh	H2 (Bulk, Japan origin)	-	23 Oct 18.43 IST	\$370	+3	+5	-34
	HMS 80:20 (Bulk, US Origin)	-	23 Oct 18.43 IST	\$381	-4	+6	-27
	HMS 80:20 (Containers, Europe Origin)	-	24 Oct 18.32 IST	\$387	0	-1.6	-19
	Shredded (Containers, UK Origin)	-	24 Oct 18.32 IST	\$400	0	+1.2	-29.2
CNF China	H2	-	24 Oct 12.29 IST	\$350	0	+27	+17
	HMS 80:20 (Bulk)	-	24 Oct 12.29 IST	\$343	0	+1.8	-8.6
	Shredded	-	24 Oct 12.29 IST	\$395	0	0	-15
CNF India	HMS 80:20 (Europe Origin, Containers)	-	24 Oct 18.32 IST	\$375	-5	+6	-14.8
	HMS 80:20 (West Africa Origin, Containers)	-	24 Oct 18.32 IST	\$373	-5	+6	-14
	HMS 80:20 (West Africa Origin, Containers)	-	24 Oct 18.32 IST	\$377	-3	+5.6	-14.8
	Shredded (Europe Origin, Containers)	-	24 Oct 18.32 IST	\$395	-2	+5.2	-20
	Shredded (US Origin, Containers)	-	24 Oct 18.32 IST	\$392	-2	+6.6	-19
CNF Pakistan	Shredded (Containers, Europe Origin)	-	24 Oct 18.32 IST	\$395	0	+4.4	-33.4
CNF Taiwan	HMS 80:20 (US Origin, Containers)	-	23 Oct 10.59 IST	\$330	+20	+15	-17
CNF Thailand	HMS 70:30	-	29 Jan 17.41 IST	\$352	+2	NA	NA
CNF Turkey	HMS 80:20 (Bulk, US Origin)	-	24 Oct 18.32 IST	\$372	0	+5.2	-16

CNF Vietnam	H2, (Bulk,Japan origin)	-	21 Oct 18.38 IST	\$344	-1	+8	-26
	HMS 80:20 (Bulk, US Origin)	-	21 Oct 18.38 IST	\$366	-2	+15	-19

Pig Iron (Global)

Particular/Delivery	Size/Grade	Delivery	As On	Price	Change	1M	3M
Global prices (in USD/MT)							
FOB Black Sea	Steel Grade	-	19 Oct 15.21 IST	\$358	-2	+6	-49
FOB Brazil	Steel Grade	-	19 Oct 15.21 IST	\$432	0	-5	-10
CNF Italy	Steel Grade	-	19 Oct 15.24 IST	\$406	-2	+6	-45

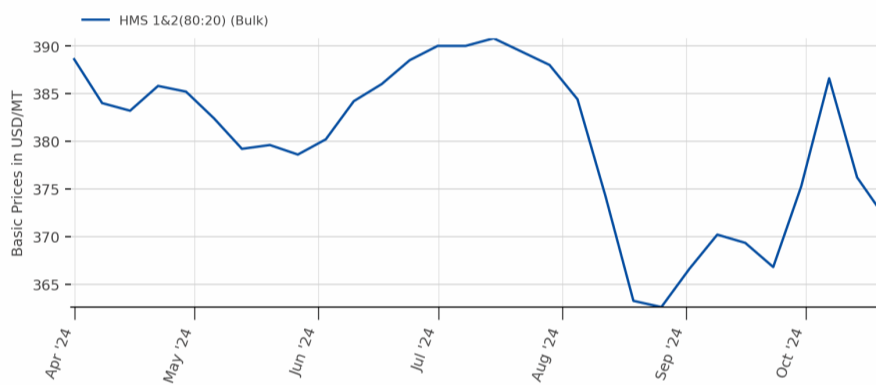
Weekly Assessment,, *Tender Prices in export

Ship Breaking (Global)

Global prices (in USD/MT)							
CNF Bangladesh	Containers	-	22 Oct 11.59 IST	\$490	0	-20	-30
	Tanker	-	22 Oct 11.59 IST	\$480	0	-20	-30
CNF India	Containers	-	22 Oct 11.59 IST	\$510	0	+10	-20
	Tanker	-	22 Oct 11.59 IST	\$500	0	+10	-20
CNF Pakistan	Containers	-	22 Oct 11.59 IST	\$500	0	+10	-40
	Tanker	-	22 Oct 11.59 IST	\$490	0	+10	-40
CNF Turkey	Containers	-	22 Oct 11.59 IST	\$350	0	+20	-30
	Tanker	-	22 Oct 11.59 IST	\$340	0	+20	-30

Note:- W-O-W: Week On Week, 1M: Change over last month, 3M: Change over last 3 months

Melting Scrap, CNF Turkey



Source:BigMint

Melting Scrap DAP Mumbai/CNF India



Source:BigMint

South Asia: Imported shredded scrap offers from UK/Europe

Source: BigMint

South Asia: Imported ferrous scrap markets remain sluggish amid price gaps, weak demand

2024-10-24 [READ MORE](#)

India Sponge iron price & Trade volume

Source: BigMint Research

India: Sponge iron prices drop further by INR 50-550/t d-o-d amid modest buying - 24 Oct

2024-10-24 [READ MORE](#)

Turkiye: Imported ferrous scrap vs Rebar price trend

Source: BigMint

Turkiye: Low domestic rebar sales keep imported bulk scrap offers stable w-o-w

2024-10-24 [READ MORE](#)

India: Melting scrap index DAP-Mandi Gobindgarh (End Cutting vs Billet)

Source: BigMint

India: BigMint's ferrous scrap index rises INR 100/t d-o-d -24 Oct

2024-10-24 [READ MORE](#)

Chennai: Melting scrap index (HMS 80:20 vs Rebar)

Source: BigMint

India: Chennai's ferrous scrap prices drop by INR 400/t w-o-w on weak steel demand - 24 Oct

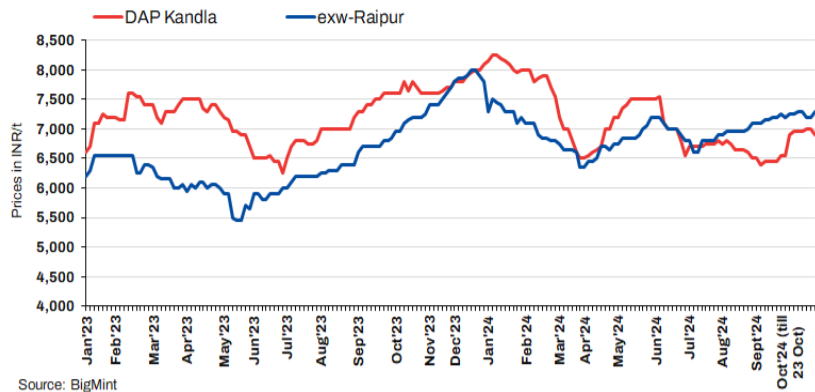
2024-10-24 [READ MORE](#)

Japanese domestic ferrous scrap market update

Japanese H2 scrap prices in major regions rise by JPY 300/t (\$2/t)

2024-10-24 [READ MORE](#)

India: Domestic mill-scale prices



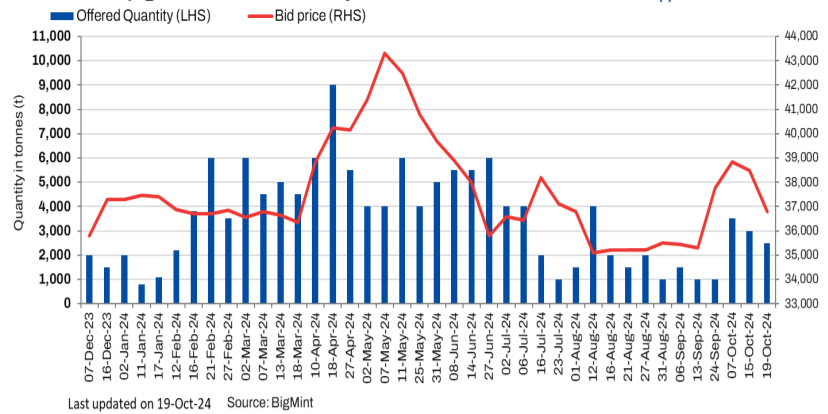
Source: BigMint

India: Mill scale prices exhibit mixed trends in major markets

2024-10-23

[READ MORE](#)

SAIL RSP pig iron auction summary



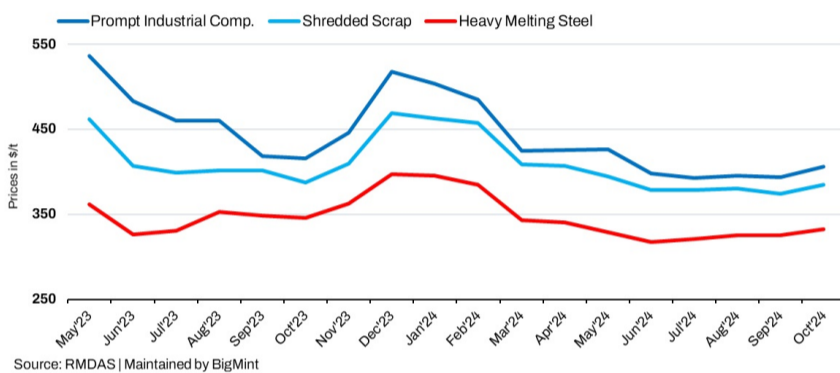
Last updated on 19-Oct-24 Source: BigMint

India: Buyers book entire quantity in SAIL-RSP's pig iron auction

2024-10-21

[READ MORE](#)

RMDAS: Total US regional spot market prices



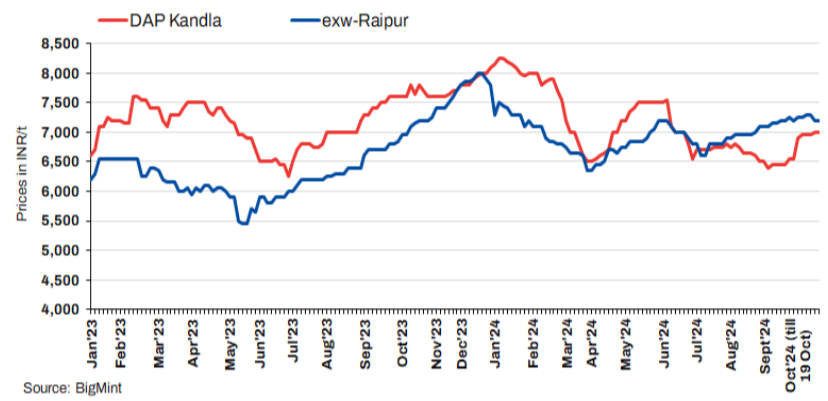
Source: RMDAS | Maintained by BigMint

US: RMDAS ferrous scrap index witnesses uptrend in Oct'24

2024-10-21

[READ MORE](#)

India: Domestic mill-scale prices



Source: BigMint

India: Mill scale prices remain stable in major markets

2024-10-19

[READ MORE](#)

Indian imported bulk ferrous scrap deal updates

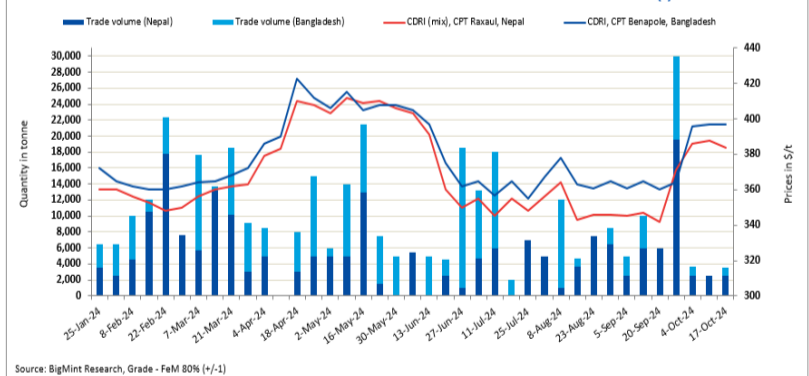


Indian steel mills resume bulk scrap buying

2024-10-18

[READ MORE](#)

India: Sponge iron Export Trade Vs Prices



Source: BigMint Research, Grade - FeM 80% (+/-1)

India: Sponge iron export offers edge down by \$4/t w-o-w

2024-10-18

[READ MORE](#)

Steel

Ingots/Billet (India)

Region	Particular	INGOT				BILLET			
		Price	Change	W-O-W	1M	Price	Change	W-O-W	1M
Indian prices (in INR/MT) As on 24 Oct 2024									
North India	Ghaziabad	41,300	- 400	- 1,700	- 1,000	-	-	-	-
North India	Ludhiana	43,100	- 100	- 1,400	- 1,400	-	-	-	-
North India	Mandi Gobindgarh	42,700	0	- 1,400	- 550	42,700	0	- 1,400	- 550
North India	Muzaffarnagar	41,100	- 400	- 2,000	- 1,200	-	-	-	-
East India	Rourkela	38,000	- 300	- 1,800	- 300	38,500	- 300	- 1,850	- 500
Central India	Raigarh	38,700	0	- 1,400	- 1,000	39,000	0	- 1,350	- 1,050
Central India	Raipur	39,000	0	- 1,950	- 700	39,350	- 50	- 1,750	- 600
West India	Ahmedabad	40,300	- 200	- 1,600	- 1,700	41,400	- 300	- 1,800	- 1,500
West India	Jaipur	41,300	+ 100	- 1,300	0	-	-	-	-
West India	Mumbai	40,800	- 100	- 2,000	- 1,200	41,400	0	- 1,900	- 1,100
East India	Durgapur	-	-	-	-	39,250	- 50	- 1,900	- 500
East India	Kolkata	-	-	-	-	39,950	- 50	- 1,900	- 500
West India	Bhavnagar	-	-	-	-	41,000	- 300	- 1,700	- 1,600
West India	Goa	-	-	-	-	41,000	0	- 2,500	- 500
West India	Jalna	-	-	-	-	41,700	- 100	- 1,900	- 1,000
South India	Chennai	-	-	-	-	42,500	0	- 2,000	- 500
South India	HINDPUR	-	-	-	-	41,600	0	- 2,100	- 1,100
South India	Hyderabad	-	-	-	-	40,000	- 500	- 2,500	- 1,000
Eastern India	Ramgarh	-	-	-	-	39,350	- 200	- 1,850	- 250

All prices are basic, GST @ 18% extra. Ingot - 3.5"*4.5", Commercial Grade, Billet - 100*100

Rebar (India)

Particular/Delivery	Size/Grade	Delivery	As On	Price	PRICE @ 18%GST	Change	1M	3M
Indian prices (in INR/MT)								
Exy-Delhi/NCR	12-32mm, BF Route, IS 1786 Fe 550D	Ex-Yard	18 Oct 17.32 IST	54,900	64,800	+ 400	+ 4,200	+ 2,800
	12-32mm, BF Route, IS 1786 Fe 500D	Ex-Yard	18 Oct 17.32 IST	54,900	64,800	+ 400	+ 4,200	+ 2,800
Exy-Durgapur	12-32mm BF Route, IS 1786 Fe 500D	Ex-Yard	18 Oct 17.32 IST	53,400	63,000	+ 300	+ 5,100	+ 1,000
	12-32mm BF Route, IS 1786 Fe 550D	Ex-Yard	18 Oct 17.32 IST	53,400	63,000	+ 300	+ 5,100	+ 1,000
Exy-Ahmedabad	12-32mm BF Route, IS 1786 Fe 500D	Ex-Yard	18 Oct 17.32 IST	54,400	64,200	+ 800	+ 3,900	+ 2,100
	12-32mm BF Route, IS 1786 Fe 550D	Ex-Yard	18 Oct 17.32 IST	54,400	64,200	+ 800	+ 3,900	+ 2,100
Exy-Mumbai	12-32mm, BF Route, IS 1786 Fe 500D	Ex-Yard	18 Oct 17.32 IST	54,500	64,300	+ 900	+ 4,500	+ 2,800
	12-32mm, BF Route, IS 1786 Fe 550D	Ex-Yard	18 Oct 17.32 IST	54,500	64,300	+ 900	+ 4,500	+ 2,800
Exy-Bangalore	12-32mm, BF Route, IS 1786 Fe 500D	Ex-Yard	18 Oct 17.32 IST	54,600	64,400	+ 400	+ 3,000	+ 1,900
	12-32mm, BF Route, IS 1786 Fe 550D	Ex-Yard	18 Oct 17.32 IST	54,600	64,400	+ 400	+ 3,000	+ 1,900
Exy-Chennai	12-32mm, BF Route, IS 1786 Fe 500D	Ex-Yard	18 Oct 17.32 IST	54,600	64,400	+ 300	+ 2,400	+ 2,100
	12-32mm, BF Route, IS 1786 Fe 550D	Ex-Yard	18 Oct 17.32 IST	54,600	64,400	+ 300	+ 2,400	+ 2,100
Exy-Hyderabad	12-32mm, BF Route, IS 1786 Fe 500D	Ex-Yard	18 Oct 17.32 IST	54,200	64,000	+ 300	+ 4,100	+ 2,300
	12-32mm, BF Route, IS 1786 Fe 550D	Ex-Yard	18 Oct 17.32 IST	54,200	64,000	+ 300	+ 4,100	+ 2,300
Indian prices (in INR/MT)								
Ex-Delhi/NCR	12-25mm, IF Route, Fe 500, IS 1786	Ex-Works	24 Oct 17.28 IST	46,700	55,100	- 500	- 300	- 300
Ex-Jaipur	12-25mm IF route, Fe 500, IS 1786	Ex-Works	24 Oct 14.00 IST	44,900	53,000	- 200	- 700	- 500
Ex-Mandi Gobindgarh	12-25mm, IF Route, Fe 500, IS 1786	Ex-Works	24 Oct 14.00 IST	47,500	56,100	- 400	- 500	- 500
Ex-Muzaffarnagar	12-25mm, IF Route, Fe 500, IS 1786	Ex-Works	24 Oct 17.28 IST	45,300	53,500	- 400	- 400	- 100
Ex-Durgapur	12-25mm, IF Route, Fe 500D, IS 1786	Ex-Works	24 Oct 17.28 IST	44,800	52,900	- 100	- 100	+ 400
	12-25mm, IF Route, Fe 500, IS 1786	Ex-Works	24 Oct 17.28 IST	42,700	50,400	- 100	- 100	+ 400
Ex-Rourkela	12-25mm, IF Route, Fe 500D, IS 1786	Ex-Works	24 Oct 14.00 IST	49,500	58,400	0	+ 2,000	+ 1,700
	12-25mm, IF Route, Fe 500, IS 1786	Ex-Works	24 Oct 14.00 IST	43,000	50,700	- 500	- 300	+ 800
Ex-Raigarh	12-25mm, IF Route, Fe 500, IS 1786	Ex-Works	24 Oct 14.00 IST	42,100	49,700	- 200	- 2,100	+ 200
Ex-Raipur	12-25mm, IF Route, Fe 500D, IS 1786	Ex-Works	24 Oct 14.00 IST	46,300	54,600	- 200	- 1,000	+ 1,000
	12-25mm, IF Route, Fe 500, IS 1786	Ex-Works	24 Oct 17.28 IST	42,500	50,200	- 200	- 1,700	+ 300
Ex-Ahmedabad	12-25mm, IF Route, Fe 500, IS 1786	FOR	24 Oct 17.28 IST	45,600	53,800	- 400	- 900	- 900

Ex-Goa	12-25mm, IF Route, Fe 500, IS 1786	Ex-Works	24 Oct 14.00 IST	47,800	56,400	0	-100	+500
Ex-Jalna	12-25mm, IF Route, Fe 500, IS 1786	Ex-Works	24 Oct 14.00 IST	47,500	56,100	-100	+300	+1,500
Ex-Mumbai	12-25mm, IF Route, Fe 500, IS 1786	Ex-Works	24 Oct 14.00 IST	47,500	56,100	0	+1,100	+2,300
Ex-Bangalore	12-25mm, IF Route, Fe 550, IS 1786	Ex-Works	24 Oct 14.00 IST	48,500	57,200	-300	+1,000	+1,000
	12-25mm, IF Route, Fe 550D, IS 1786	Ex-Works	24 Oct 14.00 IST	51,800	61,100	0	+1,300	+1,200
Ex-Chennai	12-25mm, IF Route, Fe 500, IS 1786	Ex-Works	24 Oct 14.00 IST	47,000	55,500	0	0	-500
Ex-Hyderabad	12-25mm, IF Route, Fe 500, IS 1786	Ex-Works	24 Oct 14.00 IST	44,800	52,900	-200	0	+800
Ex-Patna	12-25mm IF route, Fe 500, IS 1786	Ex-Works	24 Oct 14.00 IST	43,400	51,200	0	-1,100	-600

Structure (Medium & Small Scale Producers) (India)

Region/Zone	Particular	40 ANGLE	Change	1M	75 CHANNEL	Change	1M	200 BEAM	Change	1M
Indian prices (in INR/MT)										
North India	Ghaziabad	-	-	-	-	-	-	50,000	-200	+100
East India	Durgapur	45,000	-400	-200	45,000	-400	-200	45,750	0	+300
Central India	Raipur	-	-	-	44,600	-400	-1,000	-	-	-
West India	Ahmedabad	46,600	-800	-600	46,600	-800	-600	-	-	-
West India	Mumbai	49,200	0	+300	50,000	0	+300	-	-	-
South India	Hyderabad	47,000	-500	-1,000	46,600	-500	-1,000	-	-	-

Indian Structure price assessment frequency has been increased from weekly to daily basis, All prices are basic, Commercial Grade, Basic Price GST @ 18% extra

Wire Rod (India)

Particular	Size/Grade	Raipur	Change	W-O-W	Durgapur	Change	W-O-W
Indian prices (in INR/MT)							
SWRY 14 LC Gr 3, Induction route	5.5 mm	43,100	-100	-1,900	42,200	-300	-2,300
HB Wire, Induction route	12 Gauge	45,400	-100	-1,900	44,700	-300	-2,300
GI Wire, Induction route	12 Gauge	49,400	0	-2,000	52,200	-300	-2,300
Binding Wire, Induction route	20 Gauge	51,700	0	-1,500	51,000	-300	-2,300
Barbed Wire, Induction route	12*12 Gauge	51,400	0	-2,000	55,200	-300	-2,300

Daily Assessment, Commercial Grade, Basic Price GST @ 18% extra

HRC (India)

Particular/Delivery	Size/Grade	Delivery	As On	Price	Change	1M	3M
Indian prices (in INR/MT)							
Delhi	2.5-8mm / CTL, IS2062, Gr E250 Br.	Ex-stockyard	22 Oct 18.07 IST	48,000	-500	+1,000	-3,050
	2.5-8mm / CTL, IS2062, Gr E350 Br.	Ex-stockyard	22 Oct 18.07 IST	51,600	+100	+1,350	-2,400
Faridabad	1.8mm / CTL, IS2062, Gr E250 Br.	Ex-stockyard	22 Oct 18.07 IST	50,100	+100	+1,150	-2,400
	2.5-8mm / CTL, IS2062, Gr E250 Br.	Ex-stockyard	22 Oct 18.07 IST	48,600	+100	+1,250	-2,350
Ludhiana	2.5-8mm / CTL, IS2062, Gr E250 Br.	Ex-stockyard	22 Oct 18.07 IST	49,100	-200	+2,200	-3,100
Kolkata	2.5-8mm / CTL, IS2062, Gr E250 Br.	Ex-stockyard	22 Oct 18.07 IST	46,400	-200	+100	-4,000
Ahmedabad	2.5-8mm / CTL, IS2062, Gr E250 Br.	Ex-stockyard	22 Oct 18.07 IST	49,000	-400	+400	-3,450
	1.8mm / CTL, IS2062, Gr E250 Br.	Ex-stockyard	22 Oct 18.07 IST	49,800	-200	+1,250	-2,950
Mumbai	2.5-8mm / CTL, IS2062, Gr E250 Br.	Ex-stockyard	22 Oct 18.07 IST	48,300	-200	+1,250	-2,950
	2.5-8mm / CTL, IS2062, Gr E350 Br.	Ex-stockyard	22 Oct 18.07 IST	51,400	-100	+1,350	-2,750
Bangalore	2.5-8mm / CTL, IS2062, Gr E250 Br.	Ex-stockyard	22 Oct 18.07 IST	51,500	0	+750	-2,950
Chennai	1.8mm / CTL, IS2062, Gr E250 Br.	Ex-stockyard	22 Oct 18.07 IST	51,600	-200	+1,400	-2,300
	2.5-8mm / CTL, IS2062, Gr E250 Br.	Ex-stockyard	22 Oct 18.07 IST	49,900	0	+1,450	-2,600
Hyderabad	2.5-8mm / CTL, IS2062, Gr E250 Br.	Ex-stockyard	22 Oct 18.07 IST	48,300	0	+500	-3,500

Weekly Assessment, Commercial Grade, *Basic Price GST @ 18% extra.,

CRC (India)

Particular/Delivery	Size/Grade	Delivery	As On	Price	Change	1M	3M
Indian prices (in INR/MT)							
Delhi	0.90mm / CTL, IS 513, CR1	Ex-stockyard	22 Oct 18.14 IST	56,500	0	+500	-2,350
Faridabad	0.5mm / CTL, IS 513, CR1	Ex-stockyard	22 Oct 18.14 IST	57,600	-100	0	-2,700
	0.90mm / CTL, IS 513, CR1	Ex-stockyard	22 Oct 18.14 IST	56,200	0	+100	-2,600
Ludhiana	0.90mm / CTL, IS 513, CR1	Ex-stockyard	22 Oct 18.14 IST	55,700	-200	+200	-3,300
Kolkata	0.90mm / CTL, IS 513, CR1	Ex-stockyard	22 Oct 18.14 IST	52,500	-500	+850	-3,900
Ahmedabad	0.90mm / CTL, IS 513, CR1	Ex-stockyard	22 Oct 18.14 IST	56,400	-100	+350	-3,150

Mumbai	0.5mm / CTL, IS 513, CR1	Ex-stockyard	22 Oct 18.14 IST	57,300	0	+ 150	- 2,850
	0.90mm / CTL, IS 513, CR1	Ex-stockyard	22 Oct 18.14 IST	55,800	0	+ 300	- 2,900
Bangalore	0.9mm / CTL, IS 513, CR1	Ex-stockyard	22 Oct 18.14 IST	58,500	0	- 650	- 4,000
Chennai	0.90mm / CTL, IS 513, CR1	Ex-stockyard	22 Oct 18.14 IST	59,100	0	- 750	- 3,050
	0.5mm / CTL, IS 513, CR1	Ex-stockyard	22 Oct 18.14 IST	60,600	0	- 1,000	- 3,050
Hyderabad	0.90mm / CTL, IS 513, CR1	Ex-stockyard	22 Oct 18.14 IST	56,100	- 700	- 850	- 4,900

Weekly Assessment, Commercial Grade, *Basic Price GST @ 18% extra.,

HR Plate (India)

Particular/Delivery	Size/Grade	Delivery	As On	Price	Change	1M	3M
Indian prices (in INR/MT)							
Delhi	60-100mm, Gr E350 Br.	Ex-stockyard	23 Oct 18.28 IST	61,300	+ 200	+ 1,300	- 1,900
	5-10mm, Gr E350 Br.	Ex-stockyard	23 Oct 18.28 IST	52,500	0	+ 500	- 2,300
	20-40mm, Gr E350 Br.	Ex-stockyard	23 Oct 18.28 IST	57,300	+ 100	+ 1,500	- 2,500
	60-100mm, Gr E250 Br.	Ex-stockyard	23 Oct 18.28 IST	57,800	+ 200	+ 1,300	- 1,900
	5-10mm, Gr E250 Br.	Ex-stockyard	23 Oct 18.28 IST	49,000	0	+ 500	- 2,300
	20-40mm, Gr E250 Br.	Ex-stockyard	23 Oct 18.28 IST	53,900	+ 200	+ 1,600	- 2,400
Mumbai	60-100mm, Gr E350 Br.	Ex-stockyard	23 Oct 18.28 IST	60,800	- 400	+ 500	- 2,600
	5-10mm, Gr E350 Br.	Ex-stockyard	23 Oct 18.28 IST	52,700	0	+ 200	- 2,600
	20-40mm, Gr E350 Br.	Ex-stockyard	23 Oct 18.28 IST	57,100	- 100	+ 800	- 2,200
	60-100mm, Gr E250 Br.	Ex-stockyard	23 Oct 18.28 IST	57,600	- 100	+ 800	- 2,400
	5-10mm, Gr E250 Br.	Ex-stockyard	23 Oct 18.28 IST	49,200	0	+ 200	- 2,400
	20-40mm, Gr E250 Br.	Ex-stockyard	23 Oct 18.28 IST	53,600	- 400	+ 800	- 2,400

Weekly Assessment, Commercial Grade, Basic Price GST @ 18% extra

GP (India)

Indian prices (in INR/MT)							
Delhi	0.7mm / CTL, 120 GSM, IS277	Ex-stockyard	24 Oct 18.45 IST	57,400	- 700	- 100	- 5,400
	0.6mm / CTL, 120 GSM, IS277	Ex-stockyard	24 Oct 18.45 IST	58,900	- 400	+ 100	- 5,400
Mumbai	0.8mm / CTL, 120 GSM, IS277	Ex-stockyard	24 Oct 18.45 IST	57,000	- 500	- 200	- 5,400
	0.6mm / CTL, 120 GSM, IS277	Ex-stockyard	24 Oct 18.45 IST	58,500	0	+ 100	- 5,400
Chennai	0.8-1.6mm / CTL, 120gsm, IS277	Ex-stockyard	24 Oct 18.45 IST	61,000	- 300	- 300	- 4,500
	0.6mm / CTL, 120 GSM, IS277	Ex-stockyard	24 Oct 18.45 IST	62,500	- 300	- 300	- 4,500
Hyderabad	0.8mm / CTL, 120 GSM, IS277	Ex-stockyard	24 Oct 18.45 IST	60,900	+ 100	+ 100	- 5,600
	0.6mm / CTL, 120 GSM, IS277	Ex-stockyard	24 Oct 18.45 IST	62,400	+ 100	+ 100	- 5,600

PPGI (India)

Particular/Delivery	Size/Grade	Delivery	As On	Price	Change	1M	3M
Indian prices (in INR/MT)							
Delhi	0.5mm / CTL, 90 GSM, IS14246	Ex-stockyard	24 Oct 18.46 IST	66,600	- 400	- 400	- 5,700
Mumbai	0.5mm / CTL, 90 GSM, IS14246	Ex-stockyard	24 Oct 18.46 IST	66,500	- 200	+ 500	- 3,800

MS Pipes (India)

Indian prices (in INR/MT)							
Ex-Raipur	41-60 OD (Patra Based)	Ex-works	24 Oct 15.22 IST	41,500	- 300	- 1,200	- 1,500
Ex-Mandi Gobindgarh	41-60 OD (Patra Based)	Ex-works	24 Oct 15.22 IST	43,800	- 500	- 1,400	- 2,400
Exy-Delhi	2.2-6mm, IS 1239,IS 1161 (HR Coil Based)	Ex-Yard	23 Oct 17.49 IST	52,000	0	0	- 5,500
Exy-Raipur	2.2-6mm, IS 1239,IS 1161 (HR Coil Based)	Ex-Yard	23 Oct 17.49 IST	51,000	0	0	- 6,000
Exy-Mumbai	2.2-6mm, IS 1239,IS 1161 (HR Coil Based)	Ex-Yard	23 Oct 17.49 IST	51,000	0	0	- 5,500
Exy-Pune	2.2-6mm, IS 1239,IS 1161 (HR Coil Based)	Ex-Yard	23 Oct 17.49 IST	51,000	0	0	- 5,500
Exy-Bangalore	2.2-6mm, IS 1239,IS 1161 (HR Coil Based)	Ex-Yard	23 Oct 17.49 IST	52,000	0	0	- 5,000
Exy-Hyderabad	2.2-6mm, IS 1239,IS 1161 (HR Coil Based)	Ex-Yard	23 Oct 17.49 IST	52,000	0	0	- 5,000

Billet (Global)

Particular/Delivery	Size/Grade	Delivery	As On	Price	Change	1M	3M
Global prices (in USD/MT)							
FOB India	150*150, 3SP/4SP	-	04 Oct 19.13 IST	\$470	+ 5	+ 5	- 20
FOB Iran	130*130, 3SP	-	22 Oct 17.40 IST	\$466	0	+ 12	- 4
FOB Russia	130*130, 3SP	-	22 Oct 17.40 IST	\$475	- 7	+ 15	- 15
CNF Nepal	100*100, IS 2831 (IF Grade)	-	22 Oct 17.40 IST	\$487	- 27	- 6.5	- 11
CNF Philippines	150*150, 3SP	-	22 Oct 17.40 IST	\$485	0	+ 20	- 2.5
CNF Turkey	120*120	-	22 Oct 17.40 IST	\$500	- 2	+ 25	- 7.5

Weekly Assessment

Rebar (Global)

Particular/Delivery	Size/Grade	Delivery	As On	Price	Change	1M	3M
Global prices (in USD/MT)							
FOB Turkey	12-32mm, Commercial	-	18 Oct 12.45 IST	\$615	-5	+27	+35

Wire Rod (Global)

Particular/Delivery	Size/Grade	Delivery	As On	Price	Change	1M	3M
Global prices (in USD/MT)							
CNF Nepal	5.5-6.0mm, Commercial Grade	-	19 Oct 14.02 IST	\$560	+5	+35	+30
	6-8 mm, ASTM A510 SAE 1008	-	19 Oct 14.02 IST	\$605	0	+25	+20

HRC (Global)

Particular/Delivery	Size/Grade	Delivery	As On	Price	Change	1M	3M
Global prices (in USD/MT)							
CNF Bangladesh	2mm, SAE 1006 (China origin)	-	22 Oct 18.47 IST	\$560	-20	+37.5	+20
CNF Dubai	2mm, SAE1006 (India origin), SAE1006	-	22 Oct 18.47 IST	\$570	-5	NA	NA
CNF Europe	3-4mm, S235JR	-	22 Oct 18.47 IST	\$525	-20	+2.5	-25
	3mm+, S275	-	22 Oct 18.47 IST	\$590	-5	-13	-60
CNF India	2-12 mm, SS400 (China Origin)	-	22 Oct 18.47 IST	\$535	-20	+37.5	0
	3mm, SS400 (South Korea Origin)	-	22 Oct 18.47 IST	\$550	+20	+20	NA
CNF Nepal	2mm, SAE1006 (India origin), SAE1006	-	22 Oct 18.47 IST	\$540	-5	0	-60
CNF Pakistan	2mm, SS400 (China origin), SS400	-	22 Oct 18.47 IST	\$515	-25	+27.5	-15
	2mm, SS400 (Japan origin), SS400	-	22 Oct 18.47 IST	\$520	0	+10	NA
CNF UAE	2mm, SAE1006 (China Origin)	-	22 Oct 18.47 IST	\$535	-20	+32.5	-5
CNF Vietnam	2 mm, SAE 1006 (Formosa, skin pass)	-	08 Oct 16.19 IST	\$550	+33	NA	NA
	2-20mm, SAE 1006 (India Origin)	-	09 Apr 18.25 IST	\$567	0	NA	NA
	2-3mm, SAE 1006 (China Origin)	-	22 Oct 18.47 IST	\$530	-25	+52.5	+10
	Thickness - 2-6 mm, Width - 1.1-1.3m	-	03 Oct 10.47 IST	\$550	+35	NA	+20
FOB Black Sea	3mm, SAE1006	-	22 Oct 18.46 IST	\$500	0	+30	-43
FOB China	3-12mm, SS400	-	22 Oct 18.46 IST	\$505	-20	+37.5	+10
FOB India	2.5 mm, SAE1006	-	23 Apr 18.30 IST	\$560	0	NA	NA
FOB Japan	2mm, SS400	-	22 Oct 18.46 IST	\$495	0	+10	NA
FOB South Korea	1.6-2.5mm, SAE 1006	-	22 Oct 18.46 IST	\$515	+15	+15	NA

CRC (Global)

Particular/Delivery	Size/Grade	Delivery	As On	Price	Change	1M	3M
Global prices (in USD/MT)							
FOB China	0.90mm, SPCC	-	23 Oct 18.20 IST	\$565	-25	+40	+5
FOB India	0.9 mm, IS 513 Gr.O	-	23 Oct 18.20 IST	\$640	0	+5	-35
FOB Russia	0.90mm, SPCC	-	23 Oct 18.20 IST	\$610	0	+40	-25

HR Plate (Global)

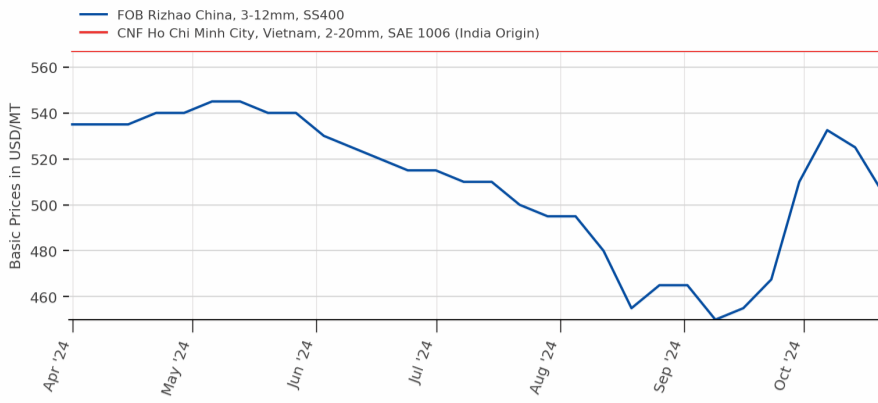
Particular/Delivery	Size/Grade	Delivery	As On	Price	Change	1M	3M
Global prices (in USD/MT)							
FOB China	5-10mm, SS 400	-	23 Oct 18.18 IST	\$515	-20	+35	-10

GP (Global)

Particular/Delivery	Size/Grade	Delivery	As On	Price	Change	1M	3M
Global prices (in USD/MT)							
FOB China	DX51D+z80, Width 1,000-1,500 mm, thickness 0.5-2mm	-	24 Oct 17.37 IST	\$605	-20	+20	-10
FOB India	Width 900-1250mm, thickness 0.50mm, DX51D+z80, BS EN 10142:2000	-	24 Oct 17.37 IST	\$745	0	+10	-5

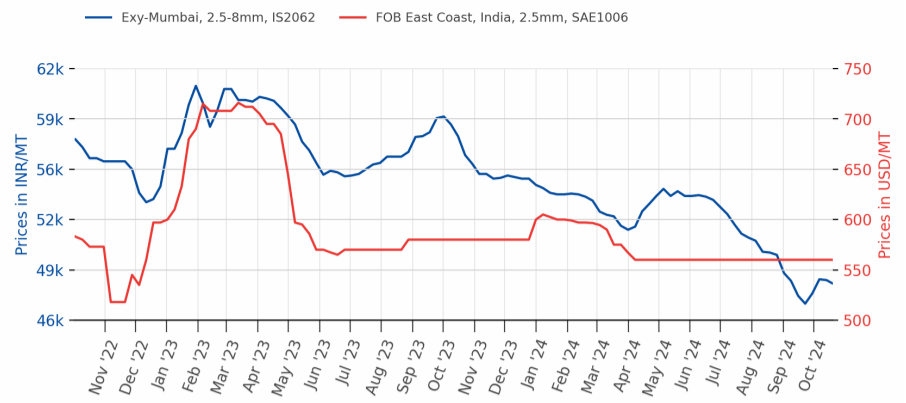
Note:- W-O-W: Week On Week, 1M: Change over last month, 3M: Change over last 3 months

HRC

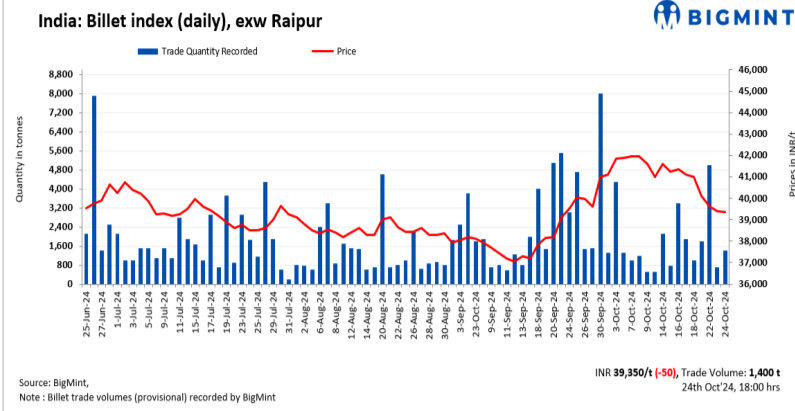


Source:BigMint

Prices of HRC Exy Mumbai/FOB India



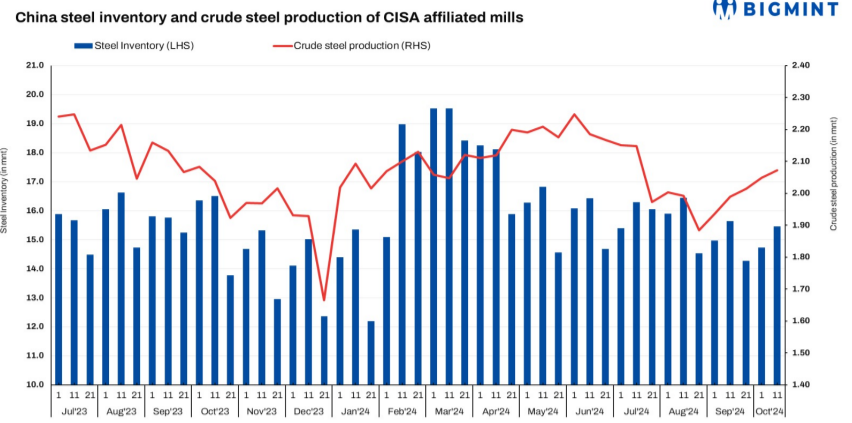
Source:BigMint



India: BigMint's billet index falls slightly by INR 50/t d-o-d - 24 Oct

2024-10-24

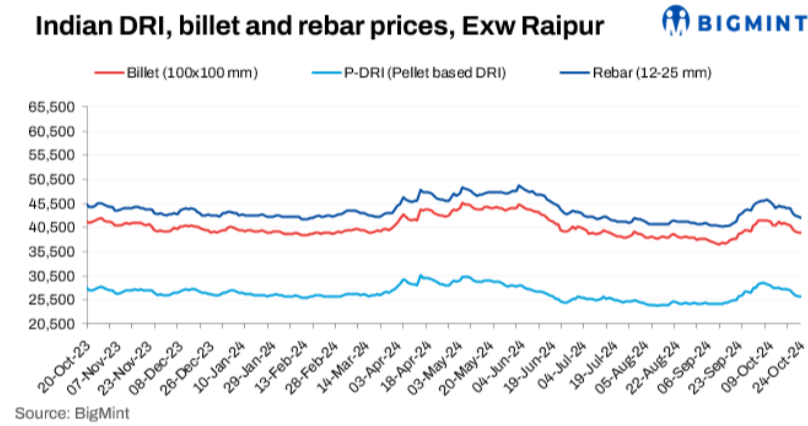
[READ MORE](#)



China: Steel inventories at CISA-affiliated mills rise in mid-Oct'24

2024-10-24

[READ MORE](#)



Indian DRI, billet, and rebar update - 24 Oct

2024-10-24

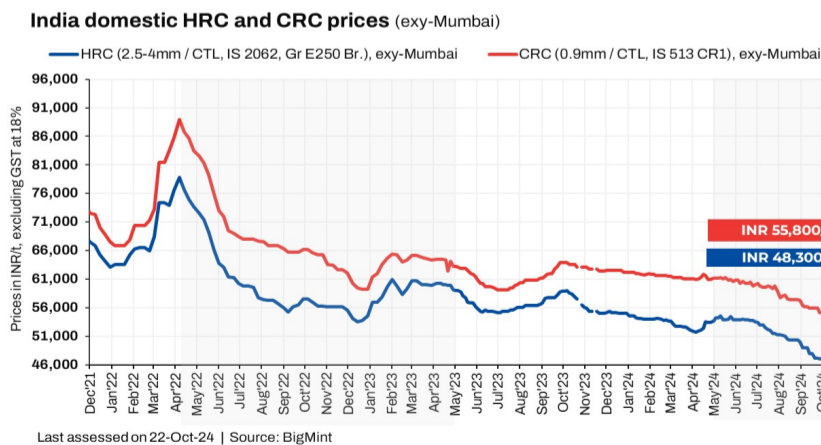
[READ MORE](#)

India: Brandwise rebar offers

India's brand-wise rebar offers from BF and IF route mills - 24 Oct

2024-10-24

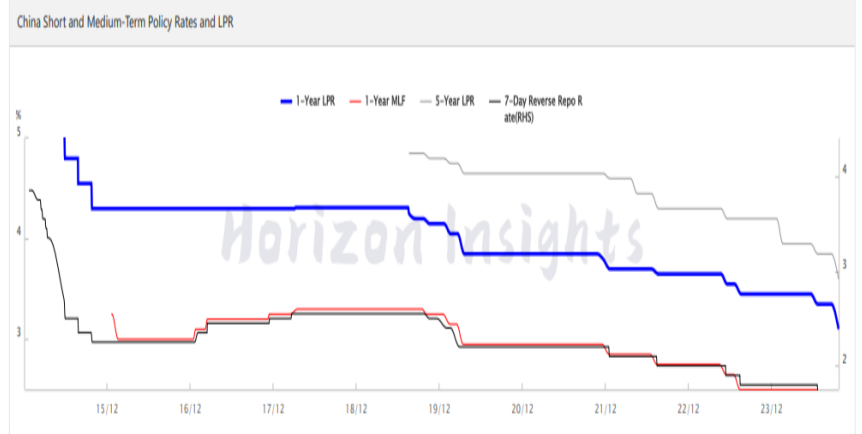
[READ MORE](#)



India: Trade-level HRC prices fall by up to INR 500/t amid need-based buying

2024-10-24

[READ MORE](#)



China brings in more reforms to stabilise struggling property sector

2024-10-24

[READ MORE](#)



IMF keeps global growth forecast for 2024 unchanged at 3.2%

2024-10-24

[READ MORE](#)

Overview of CCUS projects in the global steel industry

BIGMINT



Source: Ministry of Steel, BigMint

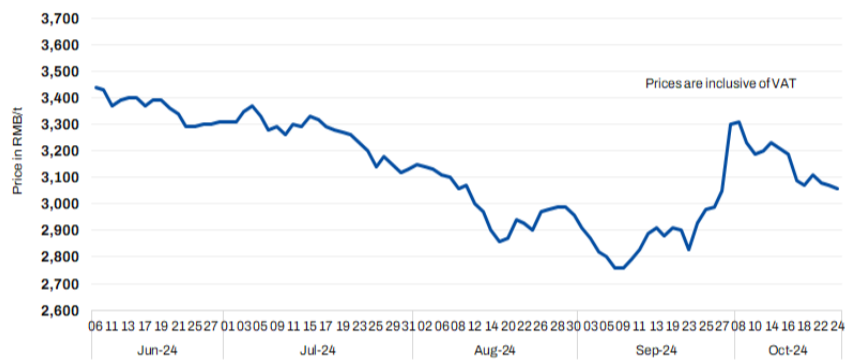
JSW Steel trialling largest blast furnace CCUS project in Indian steel industry. BigMint reports

2024-10-24

[READ MORE](#)

China Domestic Billet Price

BIGMINT



China: Steel billet prices fall further by RMB 10/t (\$1/t) d-o-d

2024-10-24

[READ MORE](#)



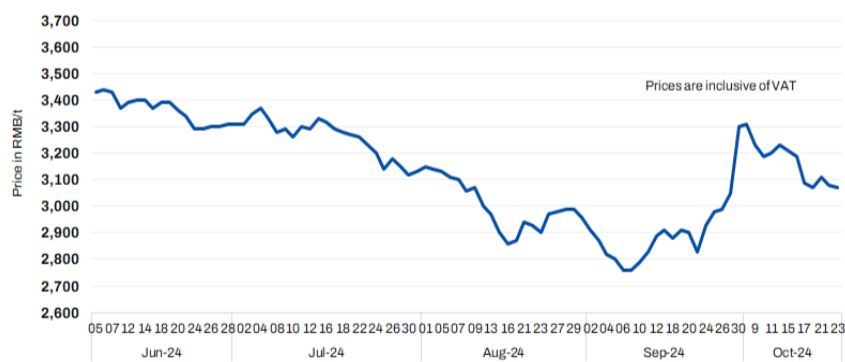
KEC International secures new orders worth INR 1,142 crore

2024-10-24

[READ MORE](#)

China Domestic Billet Price

BIGMINT



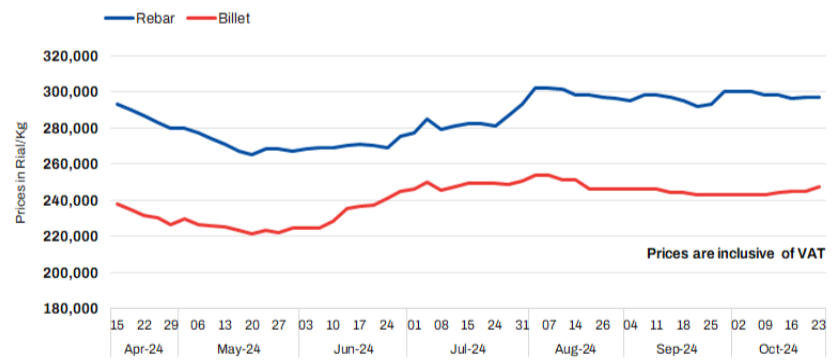
China: Steel billet prices drop by RMB 10/t (\$1/t) d-o-d

2024-10-23

[READ MORE](#)

Iran Domestic Steel Price

BIGMINT



Iran: Billet prices rise, rebar market stable

2024-10-23

[READ MORE](#)

Ferro Alloy

Manganese Ore (India)

Particular/Delivery	Size/Grade	Delivery	As On	Price	Change	1M	3M
Indian prices (in INR/MT)							
MOIL	6-80 mm, Lumps, Mn 46%	Ex-Mines	01 Oct 15.52 IST	18,032	-4,508	-4,508	NA
	Lumps, Lumps, Mn 44%, Fe 7%	Ex-Mines	01 Oct 15.52 IST	17,249	-4,312	-4,312	NA
	Lumps, Mn 37%, Fe 7.5%	Ex-Mines	01 Oct 15.52 IST	13,517	+643	+643	NA
	6-80 mm, Lumps, Mn 30%	Ex-Mines	01 Oct 15.52 IST	6,638	+316	+316	NA

Weekly Assessment, Prices Ex-Mines Basis Including Royalty

Chrome Ore (India)

Particular/Delivery	Size/Grade	Delivery	As On	Price	Change	1M	3M
Indian prices (in INR/MT)							
Ex-Jajpur (OMC-eAuction)	Friable 54%+	Ex-Mines	18 Oct 12.46 IST	38,854	+843	+843	NA
	Friable 52-54%	Ex-Mines	18 Oct 12.46 IST	34,178	+1,989	+1,989	NA
	Friable 50-52%	Ex-Mines	18 Oct 12.46 IST	29,102	+4,850	NA	NA
	Lumps, Friable 48-50%	Ex-Mines	18 Oct 12.46 IST	28,410	+1,546	+1,546	NA

OMC E-Auction Prices Including Royalty

Silico Manganese (India)

Particular/Delivery	Size/Grade	Delivery	As On	Price	Change	1M	3M
Indian prices (in INR/MT)							
Ex-Durgapur	10-150 mm, LC (Mn 55% min.)	Ex-Works	24 Oct 10.22 IST	88,800	0	+5,100	+5,800
	10-150 mm, MC (Mn 53% min.)	Ex-Works	24 Oct 10.22 IST	83,300	0	+4,900	+5,600
	10-50 MM, HC 60-14	Ex-Works	24 Oct 18.35 IST	67,400	-500	+1,240	-1,680
	25-150 mm, HC 60-14	Ex-Works	24 Oct 18.35 IST	66,900	-500	+1,240	-1,680
Ex-Raipur	25-150 mm, HC 60-14	Ex-Works	24 Oct 18.35 IST	67,900	-100	+1,470	-1,110
Ex-Vizag	25-150 mm, HC 60-14	Ex-Works	24 Oct 18.35 IST	67,600	-350	+1,500	-880

Weekly Assessment; All Prices are basic; GST @ 18% extra

Ferro Manganese (India)

Particular/Delivery	Size/Grade	Delivery	As On	Price	Change	1M	3M
Indian prices (in INR/MT)							
Ex-Durgapur	10-150 mm, MC (Mn 70% min)	Ex-Works	24 Oct 10.24 IST	96,250	-2,050	-1,750	-12,500
	25-150 mm, HC 70%	Ex-Works	24 Oct 18.34 IST	69,000	-300	-520	-6,540
Ex-Raipur	25-150 mm, HC 70%	Ex-Works	24 Oct 18.34 IST	69,300	-200	-580	-5,940

Weekly Assessment; All Prices are basic; GST @ 18% extra

Ferro Chrome (India)

Particular/Delivery	Size/Grade	Delivery	As On	Price	Change	1M	3M
Indian prices (in INR/MT)							
Ex-Durgapur	10-60 mm, LC 60%	Ex-Works	24 Oct 10.30 IST	211,000	0	-2,400	-8,000
Ex-Jajpur	10-150mm, HC 60%, Si- 4%	Ex-Works	23 Oct 10.24 IST	110,400	0	+350	+4,550
	10-150mm, HC 60%, Si - 2%	Ex-Works	24 Oct 10.30 IST	116,500	+500	+800	+5,500

Weekly Assessment; All Prices are basic; GST @ 18% extra

Ferro Silicon (India)

Particular/Delivery	Size/Grade	Delivery	As On	Price	Change	1M	3M
Indian prices (in INR/MT)							
Ex-Guwahati	25-150 mm, FeSi 70%	Ex-Works	21 Oct 18.41 IST	108,000	-600	+14,050	+16,500
Ex-Bhutan	25-150 mm, FeSi 70%	Ex-Works	21 Oct 18.41 IST	108,000	0	+12,650	+16,150

Weekly Assessment; All Prices are basic; GST @ 18% extra

Manganese Ore (Global)

Particular/Delivery	Size/Grade	Delivery	As On	Price	Change	1M	3M
Global prices (in USD/MT)							
CNF China	Lumps, Mn 37% (USD/dmtu)	-	19 Oct 11.07 IST	\$3.7/dmtu	0	-0.05	-0.8
	Lumps, Mn 44% (USD/dmtu)	-	19 Oct 11.07 IST	\$3.95/dmtu	+0.05	-0.95	-5.02

CNF India	Lumps, Mn 37%, (South African origin) (USD/dmtu)	-	19 Oct 11.07 IST	\$3.85 /dmtu	0	-0.05	-0.8
	Lumps, Mn 44% (USD/dmtu)	-	19 Oct 11.07 IST	\$4.1 /dmtu	+0.05	-0.95	-5
	Lumps, Mn 46%, (USD/dmtu)	-	19 Oct 11.07 IST	\$4.4 /dmtu	+0.05	-1	-5.3

Weekly Assessment

Chrome Ore (Global)

Global prices (in USD/MT)							
CNF China	Conc 40-42%, S. Africa	-	22 Oct 17.31 IST	\$270	0	0	-40
	Conc 46-48%, Turkish	-	22 Oct 17.31 IST	\$385	0	-25	-45

Weekly Assessment

Silico Manganese (Global)

Global prices (in USD/MT)							
FOB India	25-150 mm, HC 60-14	-	24 Oct 18.36 IST	\$832	-4	+22.8	-4
	25-150 mm, HC 65-16	-	24 Oct 18.36 IST	\$926	-4	+20.8	-40.8

Weekly Assessment

Ferro Manganese (Global)

Global prices (in USD/MT)							
FOB India	25-150 mm, HC 70%	-	24 Oct 18.39 IST	\$848	0	-2.6	-91.2
	25-150 mm, HC 75%	-	24 Oct 18.39 IST	\$936	0	+10	-76.2

Weekly Assessment

Ferro Chrome (Global)

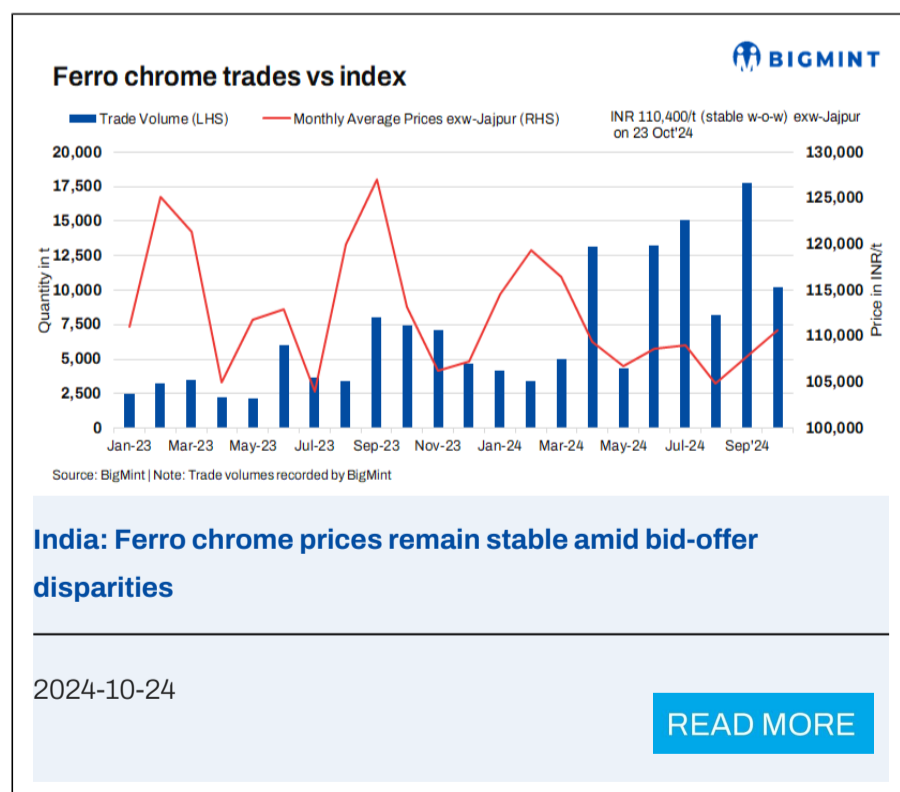
Global prices (in USD/MT)							
CNF China	10-150mm, HC 60% (cents/lb)	-	23 Oct 10.26 IST	¢93 /lb	0	-1	-3
CNF Japan	10-50mm, HC 60% (cents/lb)	-	23 Oct 10.26 IST	¢97 /lb	0	-2	-4
CNF South Korea	10-50mm, HC 60% (cents/lb)	-	23 Oct 10.26 IST	¢96 /lb	0	-2	-4

Weekly Assessment

Ferro Silicon (Global)

Global prices (in USD/MT)							
FOB China	10-50 mm, FeSi 75%	-	21 Oct 18.42 IST	\$1,310	0	+45	+10
FOB India	10-50 mm, FeSi 70%	-	21 Oct 18.42 IST	\$1,350	+60	+100	+150

Weekly Assessment



Non Ferrous

Aluminium (India)

Particular/Delivery	Size/Grade	Delivery	As On	Price	Change	1M	3M
Indian prices (in INR/MT)							
Aluminium Utensil Scrap, Exy-Delhi	Loose	Ex-Yard	24 Oct 17.15 IST	192,000	0	+ 7,000	+ 14,000
Aluminium Taint Tabor Scrap, Exy-Delhi	Loose	Ex-Yard	24 Oct 17.15 IST	181,000	0	- 1,000	+ 3,000
Aluminium Tense Scrap, Exy-Delhi	Solid (Loose)	Ex-Yard	24 Oct 17.15 IST	172,000	0	- 3,000	- 3,000
Aluminium Ingot P1020, Exy-Delhi	Ingot EC Grade 99.70%	Ex-Yard	24 Oct 17.15 IST	259,500	+ 3,000	+ 11,500	+ 36,500
Aluminium Ingot ADC12, Exw-Delhi NCR	Automobile OEM Approved	Exw-Delhi NCR	08 Oct 16.51 IST	215,000	- 3,000	- 3,000	- 6,000
	Non-OEM	Ex-Works	23 Oct 17.32 IST	202,000	- 1,000	- 5,000	- 7,000
Aluminium Extrusion Scrap, Exy-Delhi	6063 & 6061 (Mix)	Ex-Yard	24 Oct 17.15 IST	195,500	0	+ 500	+ 5,500
Aluminium Ingot P1020, Exy-Mumbai	Ingot EC Grade 99.70%	Ex-Yard	24 Oct 17.15 IST	247,000	+ 2,000	+ 8,000	+ 34,000
Aluminium Extrusion Scrap, Exy-Mumbai	6063 (Loose)	Ex-Yard	24 Oct 17.15 IST	206,000	0	- 2,000	+ 12,000
Aluminium Utensil Scrap, Exy-Mumbai	Utensil (Loose)	DAP	24 Oct 17.15 IST	198,000	0	+ 4,000	+ 13,000
Aluminium Tense Scrap, Exy-Chennai	Solid (Loose)	Ex-Yard	24 Oct 17.15 IST	173,000	0	- 3,000	- 3,000
Aluminium Ingot ADC12, Exw-Chennai	Automobile OEM Approved	Exw-Chennai	08 Oct 16.51 IST	214,000	- 2,000	- 2,000	- 5,000
	Non-OEM	Ex-Works	23 Oct 17.32 IST	204,000	- 1,000	- 5,000	- 7,000

Aluminium (Global)

Particular/Delivery	Size/Grade	Delivery	As On	Price	Change	1M	3M
Global prices (in USD/MT)							
Aluminium Extrusion Scrap, CFR Nhava Sheva, Middle East	6063 (Briquetted)	-	22 Oct 17.38 IST	\$2,460	+ 80	+ 80	+ 200
Aluminium Taint Tabor Scrap, CFR Nhava Sheva, Middle East	Briquetted, Clean	-	22 Oct 17.38 IST	\$2,180	+ 30	0	+ 145
Aluminium Taint Tabor, CFR Nahva Sheva, UK	Cut and sheared 9-10% attachment	-	22 Oct 17.38 IST	\$1,850	+ 20	+ 20	+ 100
Aluminium Taint Tabor, CFR Nahva Sheva, US	HRB, Attachment 3%	-	22 Oct 17.38 IST	\$1,990	+ 10	0	+ 100
Aluminium Talk Scrap, CFR Nhava Sheva, Middle East	Solid (Clean)	-	22 Oct 17.38 IST	\$4,940	+ 110	+ 190	+ 375
Aluminium Talk, CFR Nahva Sheva, US	Solid (Clean)	-	22 Oct 17.38 IST	\$5,100	- 20	+ 20	+ 315
Aluminium Tense Scrap, CFR Nhava Sheva, Middle East	Attachments 8-9%, Mix	-	22 Oct 17.38 IST	\$1,790	+ 30	- 40	+ 60
Aluminium Tense, CFR Nahva Sheva, US	Attachments 6-7%	-	22 Oct 17.38 IST	\$1,845	+ 5	- 85	+ 30
Aluminium Wheel Scrap, CFR Nahva Sheva, UK	Solid (Loose)	-	22 Oct 17.38 IST	\$2,475	+ 55	+ 55	+ 235
Aluminium Zorba 95-5, CFR Nhava Sheva, UK	20 mm, Solid (Shredded)	-	22 Oct 17.38 IST	\$2,090	+ 10	0	+ 115
Silicon Metal, CFR Mundra, China	Grade 553 Si- 98.5%	-	22 Oct 17.38 IST	\$1,730	+ 30	+ 60	- 60

Copper (India)

Particular/Delivery	Size/Grade	Delivery	As On	Price	Change	1M	3M
Indian prices (in INR/MT)							


Copper Secondary CC Wire Rods, Exw-Delhi	8 mm, Cu 99% min	Ex-works	24 Oct 17.20 IST	802,000	0	-5,400	+11,200
Copper Primary CC Wire Rods, Exw-Delhi	8 mm, Cu 99.99%	Ex-works	24 Oct 17.20 IST	840,000	0	-14,000	+22,500
Copper Armature Scrap, Exy-Delhi	Cu 99%	Ex-Yard	24 Oct 17.20 IST	745,000	-3,000	-9,800	-1,600
Copper Primary CC Wire Rods (CCR), Exy-Mumbai	8 mm, Cu 99.99%	Ex-Yard	24 Oct 17.20 IST	858,000	+6,000	-10,000	+46,200
Copper Armature Scrap, Exy-Mumbai	Cu - 98%	DAP	24 Oct 17.20 IST	779,000	+3,000	-11,600	+600
Brass Honey Scrap, Exy-Mumbai	Cu 63% Zn 33%	DAP	24 Oct 17.20 IST	511,000	0	-10,000	+8,000

Zinc (India)

Particular/Delivery	Size/Grade	Delivery	As On	Price	Change	1M	3M
Indian prices (in INR/MT)							
Zinc Special High Grade Ingot, Exw-Delhi	Ingot, Zn 99.99%	Ex-works	24 Oct 17.03 IST	300,000	+2,000	+20,200	+39,600
Zinc Special High Grade Ingot, Exy-Mumbai	Ingot, Zn 99.995%	Ex-Yard	24 Oct 17.03 IST	300,000	+6,000	+23,200	+43,800

Lead (India)

Particular/Delivery	Size/Grade	Delivery	As On	Price	Change	1M	3M
Indian prices (in INR/MT)							
Lead Remelted Ingot, Exw-Delhi	Ingot, Pb 99%	Ex-works	24 Oct 17.07 IST	180,000	0	-2,800	-7,400
Lead Primary Ingot, Exw-Delhi	Ingot, Pb 99.99%	Ex-works	24 Oct 17.07 IST	192,000	0	-7,400	-14,800
Lead Primary Ingot, Exy-Mumbai	Ingot, Pb 99.99%	Ex-Yard	24 Oct 17.07 IST	186,000	+1,000	-4,600	-7,400



India: Copper price trend ex-Delhi

Particular/Delivery /Region	Price per ton	W-O-W Change
Copper motors mix, USA	\$1,215	+5.7%
Brass Honey Scrap, CFR Mundra, Middle East	\$5,750	0.0%
Copper Armature Scrap, Exy-Delhi	745,000	-2.1%
Copper Secondary CC Wire Rods (CCR), Exw-Delhi	802,000	-1.9%
Copper Primary CC Wire Rods (CCR), Exw-Delhi	840,000	-1.6%

Source: BigMint

India: Imported copper prices rise w-o-w; local markets hold steady

2024-10-24

READ MORE



Non-ferrous updates: 24-10-2024

Commodity	LME 3M (\$/t)	%Change	LME Stocks (t)	%Change	MCX (INR/t)	%Change	SHFE (RMB/t)	%Change
Aluminium	2,669	+1.37%	7,52,850	-0.33%	2,41,000	+0.52%	21,080	+1.52%
Nickel	16,308	-0.05%	1,35,096	-0.04%	14,39,000	-0.25%	1,28,020	-0.72%
Copper	9,521	-0.65%	2,79,625	-0.17%	8,07,000	+0.14%	76,440	-1.18%
Zinc	3,144	+0.22%	2,32,150	-1.05%	2,95,000	+1.65%	25,390	+0.49%
Lead	2,063	-0.29%	1,92,475	-0.35%	1,80,000	-0.08%	16,475	-1.61%

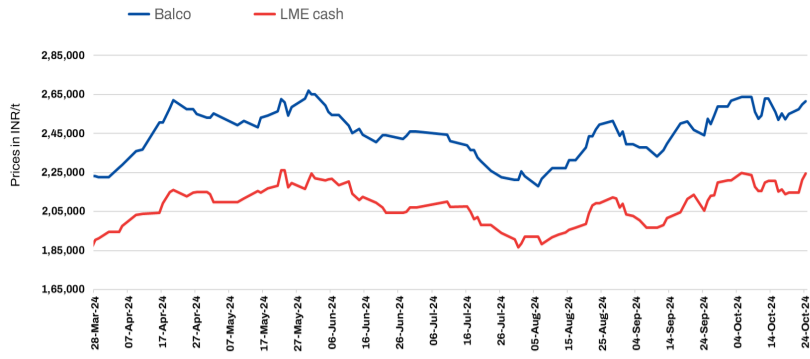
% Change d-o-d basis | Source: LME, MCX, SHFE

Base metals prices on LME exhibit varied trends; stocks witness outflows

2024-10-24

READ MORE

India: Domestic aluminium ingot P1020 vs LME price trend



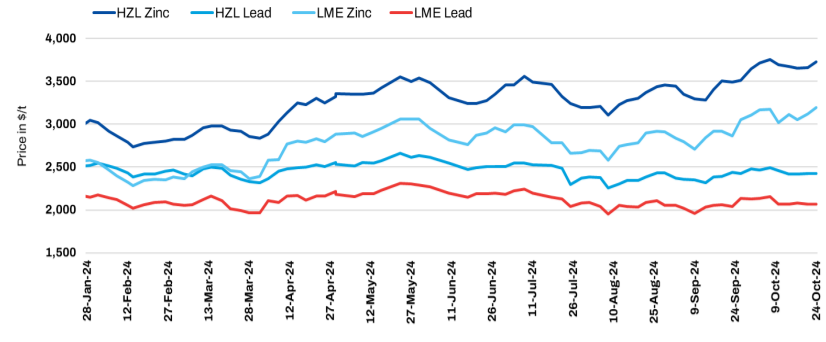
Source: Nalco | IST 1:00 PM

India: Balco raises aluminium P1020 ingot prices by INR 1,500/t (\$18/t)

2024-10-24 19:04:23

[READ MORE](#)

HZL: Zinc and lead ingot prices



Source: HZI | BigMint | IST 15:30 PM

India: Hindustan Zinc raises zinc prices by INR 5,600/t (\$66/t), lead remains stable

2024-10-24 18:22:17

[READ MORE](#)

India: BigMint's billet index falls slightly by INR 50/t d-o-d - 24 Oct

24 Oct 2024

BigMint's billet index edged lower by INR 50/t, settling at INR 39,350/tonne (t) exw-Raipur on 24 October, 2024.

The index remained range-bound throughout the day, reflecting mixed trends across markets. Buying activity in both the semi-finished and finished steel segments was moderate owing to varying offers heard during today, as market participants were cautious about purchases ahead of the upcoming festive holidays. Additionally, the persistent lackluster demand for finished steel kept overall market sentiment subdued.

In Raipur, rebar prices decreased by INR 200/t today, with 1,000 t deals concluded. Meanwhile, wire rod prices fell by INR 100/t, with 1,800 t deals heard concluded. Sponge iron prices in Raipur declined by INR 200/t.

The conversion spread from sponge iron (PDRI) to billets

for standalone furnaces in the Raipur region was recorded at INR 13,150/t.

Rationale

This index is derived based on transaction, offer, bid, and indicative price data sets. Transactions are considered T1 and given a weightage of 50%, whereas other data sets are considered as T2 and given a weightage of the balance 50%.

- **Transactions (T1)** - Four trades at INR 39,200-39,400/t were recorded during the 2:30 pm to 5:30 pm BigMint trading window and considered for final price calculation as T1 inputs. The average of these transactions was INR 39,316/t, which was given a 50% weightage in the final price calculation.
- **Other price indicators - bids/offers/indicatives (T2)** - Five offers were reported in the trading window and considered as T2 inputs. The average price of these five was INR 39,362/t and given a 50% weightage in the final price calculation.

The final price of billets was INR 39,339/t exw-Raipur, rounded to INR 39,350/t exw.

From BigMint Team - While it would be our earnest endeavour, at BigMint, to bring about transparent and unbiased price index reporting, we would request all our readers and subscribers for their feedback and if they could participate in the reporting of more transactions.

For detailed methodology - [click here](#)

India Domestic Raipur Billet Trade Updates - 24 Oct'24							BIGMINT	
Participant	Industry Type	Trade Type	*Price (INR/t)	Delivery	Time of Deal/Call	Data Set	Outlier	
P1	Trader	Indicative	39,300	EXW	11:53	T2	Yes	
P2	Trader	Offer	39,200	EXW	12:15	T2	Yes	
P3	Seller	Offer	39,300	EXW	13:03	T2	Yes	
P4	Trader	Indicative	39,600	EXW	13:05	T2	Yes	
P5	Seller	Offer	39,250	EXW	13:26	T2	Yes	
P6	Buyer	Offer	39,200	EXW	13:29	T2	Yes	
P7	Seller	Offer	39,200	EXW	13:58	T2	Yes	
P8	Buyer	Offer	39,300	EXW	16:35	T2	No	
P9	Seller	Trade	39,300	FOR	16:46	T1	No	
P10	Trader	Trade	39,200	EXW	17:00	T1	No	
P11	Trader	Offer	39,400	EXW	17:00	T2	No	
P12	Trader	Trade	39,300	EXW	17:18	T1	No	
P13	Trader	Trade	39,400	EXW	17:20	T1	No	
P14	Seller	Indicative	39,800	EXW	17:26	T2	Yes	
P15	Trader	Offer	39,400	FOR	17:27	T2	No	
P16	Trader	Offer	39,350	EXW	17:29	T2	No	

T1 - Trade, T2 - Offer/Bid/Indicative, *Normalised price as per methodology

India Domestic Billet Price Index EXW Raipur

- Credible & Transparent Prices
- Robust Methodology & Rationale
- IOSCO Compliance
- Independent View of the Market
- Enabling Informed Conversations & Negotiations

Global Prices

Global Prices - Region Wise





























Commodity	Particular	Grade/Size	Price	Change	W-O-W	1M	3M
China							
<i>Export</i>							
Billet	FOB China	125*125, BF Grade	NA	NA	NA	NA	NA
TMT (Re-Bar)	FOB China	Commerical	NA	NA	NA	NA	NA
Wire Rod	FOB China	5.5mm	NA	NA	NA	NA	NA
HRC	FOB China	2.5mm	\$505	-20	-20	+37.5	+10
CRC	FOB China	0.90 mm	\$565	-25	-25	+40	+5
<i>Import</i>							
Iron Ore	CNF China	Lumps Fe 64/63%, South Africa	\$99	-2	-6	+3	-2
Iron Ore	CNF China	Fines Fe 62%, Australia	\$98	-2	-6	+2	-3
Pellets	CNF China	6-20mm, BF Grade	\$123	-5	-5	+7	+4
Coking Coal	CNF China	Premium HCC, Australia	NA	NA	NA	NA	NA
Mill Scale	CNF China	70/68%	NA	NA	NA	NA	NA
FeCr	CNF China	HC 60%	¢93/lb	0	0	-1	-3
Mn Ore	CNF China	Mn 46% Lumps, Australia	NA	NA	NA	NA	NA
Mn Ore	CNF China	Mn 38%, South Africa	NA	NA	NA	NA	NA
CIS Nations							
<i>Export</i>							
Billet	FOB Black Sea	125*125, BF Grade	\$475	-7	-7	+15	-15
Slabs	FOB Black Sea	Commercial	NA	NA	NA	NA	NA
Pig Iron	FOB Black Sea	Steel Grade	\$358	-2	-2	+6	-49
TMT (Re-Bar)	FOB Black Sea	Commercial	NA	NA	NA	NA	NA
HRC	FOB Black Sea	2.5mm	\$500	0	0	+30	-43
CRC	FOB Black Sea	0.90mm	\$610	0	0	+40	-25
Japan/Korea							
<i>Export</i>							
HRC	FOB Korea	2.5mm	\$515	+15	NA	+15	NA
<i>Import</i>							
FeCr	CNF Japan	HC 60%	¢97/lb	0	0	-2	-4






Note:- W-O-W: Week On Week, 1M: Change over last month, 3M: Change over last 3 months, All prices are weekly assessment, Iron Ore are daily assessment

Commodity	Particular	Grade/Size	Price	Change	W-O-W	1M	3M
India							
<i>Export</i>							
Iron Ore	FOB India	Fines, Fe 58/57%	\$60	-2	0	-0.5	+2
Billet	FOB India	150*150mm	\$470	+5	NA	+5	-20
Pig Iron	FOB India	Steel Grade	NA	NA	NA	NA	NA
HRC	FOB India	2.5mm	\$560	0	NA	NA	NA
CRC	FOB India	0.9mm	\$640	0	0	+5	-35
SiMn	FOB India	60/14%	\$832	-4	-12.6	+22.8	-4
FeMn	FOB India	HC 75%	\$936	0	-8.2	+10	-76.2
FeSi	FOB Bhutan	70-75%	\$1,350	+60	+60	+100	+150
<i>Import</i>							
Iron Ore	CNF India	Lumps Fe 64%, South Africa	NA	NA	NA	NA	NA
Scrap	CNF India	HMS 1&2 ,Middle East	NA	NA	NA	NA	NA
Scrap	CNF India	Shredded, Europe	\$395	-2	-4	+5.2	-20
Coking Coal	CNF India	Premium HCC, Australia	\$214	-2	-9.8	+10.8	-19
Non-Coking Coal	CNF India	RB2 5500 NAR, South Africa	NA	NA	NA	NA	NA
Met Coke	CNF India	62%, China	NA	NA	NA	NA	NA
Pellets	CNF India	6-20mm, BF Grade	NA	NA	NA	NA	NA
Wire Rod	CNF India	5.5mm, China	NA	NA	NA	NA	NA
HRC	CNF India	2.5mm, China	\$535	-20	-20	+37.5	0
HRC	CNF India	2.5mm, Korea	\$550	+20	NA	+20	NA
CRC	CNF India	0.90mm, China	\$585	-25	-25	+40	+5
HR Plate	CNF India	A 36	NA	NA	NA	NA	NA
Mn Ore	CNF India	Mn 38%, South Africa	NA	NA	NA	NA	NA
Europe & US							
<i>Export</i>							
Pig Iron	FOB Brazil	Steel Grade	\$432	0	0	-5	-10
<i>Import</i>							
Scrap	CFR Turkey	HMS (80:20), US	\$372	0	-4.2	+5.2	-16
HRC	CIF Europe	2.5mm	NA	NA	NA	NA	NA
Middle East & Africa							
<i>Export</i>							
Iron Ore	FoB South Africa	Lumps, Fe 64/63%	NA	NA	NA	NA	NA
Non Coking Coal	FoB South Africa	RB2 5500 NAR	NA	NA	NA	NA	NA
<i>Import</i>							
Billet	CNF Dubai	125*125, China	NA	NA	NA	NA	NA
HRC	CNF Dubai	2.5mm, China	\$535	-20	-20	+32.5	-5

Note:- W-O-W: Week On Week, 1M: Change over last month, 3M: Change over last 3 months, All prices are weekly assessment, Iron Ore are daily assessment

LIVE TENDERS

COMPANY	TYPE	GRADE	QUANTITY	EXPIRY DATE	LOCATION	VIEW
Aluminium						
MazagonDockShipbuildersLimited	Buy	Flat Bar Aluminium	15 MT	29 Oct, 2024	 Mumbai, Maharashtra, India	VIEW
BHEL	Buy	Aluminum	8 MT	26 Oct, 2024	 Udham Singh Nagar, Uttarakhand, India	VIEW
Yantra India Limited	Buy	Aluminium Alloy Billet	82 MT	30 Oct, 2024	 Nagpur, Maharashtra, India	VIEW
Yantra India Limited	Buy	Aluminium Ingot	79 MT	01 Nov, 2024	 Nagpur, Maharashtra, India	VIEW
Munitions India Limited	Buy	Aluminum Alloy Extruded Bar	68 MT	02 Nov, 2024	 Tiruchchirappalli, Tamil Nadu, India	VIEW
MIDHANI	Buy	Aluminium Granules	25 MT	18 Nov, 2024	 Hyderabad, Telangana, India	VIEW
Copper						
IndiaOptel	Buy	Copper Wire Rod	178 MT	08 Nov, 2024	 Chandigarh, Punjab, India	VIEW
Fines/Lumps						
KIOCL	Buy	Fe:63.50% Iron Ore Fines	200,000 MT	31 Oct, 2024	 Bangalore, Karnataka, India	VIEW
Karnataka State Minerals Corporation Limited	Sell	Iron Ore Fines & Lumps	188,000 MT	25 Oct, 2024	 Bellary, Karnataka, India	VIEW
NMDC	Sell	B Rom Fe: 65.5%	43,000 MT	25 Oct, 2024	 Dantewada, Chattisgarh, India	VIEW
NMDC	Sell	Iron Ore Lumps	16,000 MT	25 Oct, 2024	 Dantewada, Chattisgarh, India	VIEW
NMDC	Sell	Iron Ore Fines & Lumps	193,500 MT	25 Oct, 2024	 Dantewada, Chattisgarh, India	VIEW
NMDC	Sell	Iron Ore Fines & Lumps	48,000 MT	25 Oct, 2024	 Bellary, Karnataka, India	VIEW
MSTC	Sell	Iron Ore Fines & Lumps	40,500 MT	28 Oct, 2024	 Bellary, Karnataka, India	VIEW
HR Plate						
SAIL	Sell	HR Plate	321 MT	29 Oct, 2024	 Mumbai, Maharashtra, India	VIEW
Melting Scrap						
Track Components	Sell	Melting Scrap-CR HR Punching	935 MT	26 Oct, 2024	 Pune, Maharashtra, India	VIEW
JBMAutoLimited	Sell	Melting Scrap-CR HR Punching	600 MT	25 Oct, 2024	 Pune, Maharashtra, India	VIEW
SAIL	Sell	Melting Scrap	592 MT	29 Oct, 2024	 Bhadravathi, Karnataka, India	VIEW
Satyam Auto	Sell	Melting Scrap	400 MT	29 Oct, 2024	 Rewari, Haryana, India	VIEW
HMCL	Sell	Melting Scrap	400 MT	29 Oct, 2024	 Rohtak, Haryana, India	VIEW
BelriseIndustriesLimited	Sell	Melting Scrap-CR HR Punching	300 MT	25 Oct, 2024	 Alwar, Rajasthan, India	VIEW
Satyam Auto	Sell	Melting Scrap	400 MT	28 Oct, 2024	 Haridwar, Uttarakhand, India	VIEW
NTPC	Sell	Melting Scrap	505 MT	30 Oct, 2024	 Narsinghpur, Madhya Pradesh, India	VIEW
AUTOCOMPCORPORATIONPANSEPVT.LTD	Sell	Melting Scrap-CR HR Punching	700 MT	28 Oct, 2024	 Udham Singh Nagar, Uttarakhand, India	VIEW
Indian Oil	Sell	Melting Scrap	1,000 MT	25 Oct, 2024	 Jamnagar, Gujarat, India	VIEW
BALCO	Sell	Mix Melting Scrap	5,000 MT	25 Oct, 2024	 Korba, Chattisgarh, India	VIEW
MENETA Automotive Component Private Limited	Sell	Melting Scrap-CR HR Punching	2,355 MT	25 Oct, 2024	 Sonipat, Haryana, India	VIEW
SAIL	Sell	Mix Melting Scrap	18,824 MT	28 Oct, 2024	 Bhilai, Chattisgarh, India	VIEW
Non Coking						

COMPANY	TYPE	GRADE	QUANTITY	EXPIRY DATE	LOCATION	VIEW
NMDC	Sell	Anthracite Coal	20,000 MT	01 Nov, 2024	 Bellary, Karnataka, India	VIEW
APMDC	Sell	Non Coking Coal G7	100,000 MT	01 Nov, 2024	 Vijayawada, Andhra Pradesh, India	VIEW
SCCL	Sell	Non Coking Coal	108,750 MT	28 Oct, 2024	 Hyderabad, Telangana, India	VIEW
APMDC	Sell	G7 Non Coking Coal	125,000 MT	01 Nov, 2024	 Vijayawada, Andhra Pradesh, India	VIEW
NLC	Sell	Non Coking Coal G14 -100MM	500,000 MT	29 Oct, 2024	 Sambalpur, Odisha, India	VIEW
Pig Iron						
SAIL	Sell	Pig Iron	2,500 MT	25 Oct, 2024	 Durgapur, West Bengal, India	VIEW

[View All](#)



Formerly SteelMint / CoalMint

Contact:

info@bigmint.co

+91 97700 56666

Disclaimer: BigMint has taken due care and caution in compilation of content. Information is just for reference not intended for trading purpose or to address your particular requirement. The content includes facts, views and opinions are of individuals and not that of the BigMint management. We and our content licensors do not guarantee or warrant the accuracy, completeness or timeliness of, or otherwise endorse these views, and opinions. BigMint and its affiliates, or their employees, directors or agents shall not be liable or responsible for any loss or costs or any action whatsoever arising out of use or relying on the spot prices disseminated.