



**BIGMINT**

Formerly SteelMint / CoalMint

Issue 1270,

# Daily Steel Report

## HIGHLIGHTS

27 Aug 2024, Tue

[Intel & Insights](#)

---

[Snap Shot - Global Prices \(USD/MT\)](#)

---

[Snap Shot - Indian Domestic Prices \(INR/MT\)](#)

---

[Iron Ore](#)

---

[Coal](#)

---

[Scrap & Metallics](#)

---

[Steel](#)

---

[Ferro Alloy](#)

---

[Non Ferrous](#)

---

[India Domestic Billet Index](#)

---

[Global Prices - Region Wise](#)

---

[Live Tenders](#)

---

## INDIA

### Iron Ore

India: Over 20,000 t of iron ore fines booked in SAIL's Barsua auction [READ MORE >](#)

India: NMDC Donimalai iron ore auction fetches active response [READ MORE >](#)

BigMint's Daily Trade Sheet - 24 Aug'24 [READ MORE >](#)

### Coal

India: Imported pet coke prices hit 1-month low [READ MORE >](#)

India's coking coal port stocks dip by 4% w-o-w - Week 34, 2024 [READ MORE >](#)

### Scrap & Metallics

South Asia: Imported ferrous market witnesses price drop in India, Bangladesh [READ MORE >](#)

India: Sponge iron prices show mixed trend amid improved trade volumes - 26 Aug [READ MORE >](#)

India: BigMint's scrap index rises INR 100/t amid moderate trade - 26 August [READ MORE >](#)

### Steel

India: BigMint's billet index inches up by INR 100/t amid improved buying- 26 Aug [READ MORE >](#)

Indian DRI, billet and rebar update - 26 Aug [READ MORE >](#)

India's Brand-wise Rebar Offers from BF and IF route mills -26 Aug [READ MORE >](#)

India's steel index continues to lose steam, dumping probe fails to spark off markets [READ MORE >](#)

Weekly round-up: Semi-finished steel prices soften as demand continues to weaken [READ MORE >](#)

### Non Ferrous

India: Domestic copper prices surge d-o-d [READ MORE >](#)

China: Copper scrap imports rise 15% m-o-m in Jul'24 [READ MORE >](#)

India: Aluminium scrap prices edge up [READ MORE >](#)

India: HZL raises zinc, lead prices by up to INR 5,900/t (\$70/t) [READ MORE >](#)

LME base metals prices show positive trends; stocks witness negative flow [READ MORE >](#)

## CHINA

China mills prefer lower Fe iron ore to cut costs [READ MORE >](#)

China's coke output inches up in July 2024 [READ MORE >](#)

China's coal output up 2.8% y-o-y in Jul'24 [READ MORE >](#)

China: Steel billet prices rise sharply by RMB 70/t (\$10/t) [READ MORE >](#)

China's rebar production falls 13% y-o-y in Jan-Jul'24 [READ MORE >](#)

China's steel 'capacity swaps' scheme halted pending new guidelines [READ MORE >](#)

## SOUTH ASIA

Nepalese rebar offers remain stable amid sluggish domestic demand [READ MORE >](#)

## SOUTH EAST ASIA

Vietnam: Imported bulk ferrous scrap prices decline up to \$4/t w-o-w amid cautious outlook [READ MORE >](#)

## FAR EAST ASIA

Japan: Envipro Holdings plans to increase port handling capacity amid surge in global scrap trade

[READ MORE >](#)

Japan: Chubu region ferrous scrap prices drop by JPY 1,000-2,000/t (\$7-14/t)

[READ MORE >](#)

## MEA (MIDDLE EAST AFRICA)

Iran: Domestic billet, rebar prices remain under pressure on weak market sentiments

[READ MORE >](#)

# South Asia: Imported ferrous market witnesses price drop in India, Bangladesh

Aug 26, 2024 20:00

On Monday, the South Asian ferrous scrap index displayed mixed trends. In India, reduced offers failed to attract buyers due to weaker steel demand and alternative raw materials, coupled with limited market activity due to the Janmashtami

holiday. In Pakistan, prices remained stable with minimal trading activity. Bangladesh experienced a decline in fresh offers from Europe, but buyer interest was subdued as steelmakers adopted a cautious wait-and-see approach. In Turki

*Continued*

## SNAP SHOT - GLOBAL PRICES (USD/MT)

Commodity	Particular	Size,Grade	As on	Price	Change	1M	3M
Iron Ore Fines <sup>1</sup>	China Imports	Fines, Fe 62%	26 Aug   11.49 IST	\$96	-1	-6	-19
Iron Ore <sup>1</sup>	Indian Imports	Lumps, Fe 64%	21 Aug   13.23 IST	\$105.5	-4.5	-6.5	-21.5
Pellets ( Brazil ) <sup>2</sup>	China Imports	6-20 mm, Fe 65%	21 Aug   14.24 IST	\$116	-3	-4	-17
Pellets ( India ) <sup>2</sup>	China Imports	6-20 mm, Fe 63%	23 Aug   19.33 IST	\$104	+2.5	-2	-19.5
Coking <sup>2</sup>	Australia Exports	Premium HCC	26 Aug   12.07 IST	\$199	-2	-17.8	-50.6
Non Coking <sup>2</sup>	India Imports	RB2 , S.Africa	26 Aug   14.11 IST	\$110	-1	-1.2	-3
Graphite Electrode <sup>2</sup>	China Exports	600mm, UHP	26 Aug   18.40 IST	15,250 RMB/t	-800	-800	-1,100
Scrap <sup>2</sup>	India Imports	Shredded	26 Aug   19.01 IST	\$390	-7	-25	-27.6
Scrap <sup>2</sup>	Turkey Imports	HMS 80:20	26 Aug   19.01 IST	\$360	0	-28	-20.2
Scrap <sup>2</sup>	Pakistan Imports	Shredded	26 Aug   19.01 IST	\$396	0	-32.4	-26
Scrap <sup>2</sup>	Bangladesh Imports	Shredded	26 Aug   19.01 IST	\$403	-10	-26.2	-20.2
Scrap ( Ship Breaking ) <sup>2</sup>	India Imports	Containers	20 Aug   11.49 IST	\$520	+10	-10	-30
Billet <sup>2</sup>	India Exports	150*150, 3SP/4SP	23 Aug   18.59 IST	\$490	0	0	-10
Billet <sup>2</sup>	Russia Exports	130*130, 3SP	23 Aug   18.59 IST	\$470	0	-25	-28
Billet <sup>2</sup>	Iran Exports	130*130, 3SP	23 Aug   18.59 IST	\$465	0	-13	-13
Billet <sup>2</sup>	Philippines Import	150*150, 3SP	23 Aug   18.57 IST	\$463	-2	-27	-62
Sponge Iron <sup>2</sup>	India Exports	-	-	-	-	-	-
Pig Iron <sup>2</sup>	Russia Exports	Steel Grade	24 Aug   11.32 IST	\$390	-2	-17	-22
HRC <sup>2</sup>	China Exports	3-12mm, SS400	20 Aug   18.32 IST	\$455	-25	-45	-85
Wire Rod <sup>2</sup>	Nepal Import	5.5-6.0mm, Commercial Grade	24 Aug   13.10 IST	\$530	0	0	-62
HRC <sup>2</sup>	India Exports	2.5 mm, SAE1006	23 Apr   18.30 IST	\$560	0	-15	-40
HRC <sup>2</sup>	South Korea Exports	1.6-2.5mm, SAE 1006	13 Aug   18.46 IST	\$520	-30	-30	NA
HRC ( China ) <sup>2</sup>	Vietnam Imports	2-3mm, SAE 1006	20 Aug   18.22 IST	\$500	-10	-25	-65
HRC ( China ) <sup>2</sup>	Dubai Imports	2-3mm, SAE 1006	20 Aug   18.22 IST	\$500	-10	-25	-65
CRC <sup>2</sup>	India Exports	0.9 mm, IS 513 Gr.O	21 Aug   18.38 IST	\$665	-10	-10	NA
CRC <sup>2</sup>	China Exports	0.90mm, SPCC	21 Aug   18.38 IST	\$520	-15	-40	-90
HR Plate <sup>2</sup>	China Exports	5-10mm, SS 400	21 Aug   18.43 IST	\$480	-20	-45	-75
GP <sup>2</sup>	China Exports	DX51D+z80, Width 1,000-1,500 mm, thickness 0.5-2mm	22 Aug   18.00 IST	\$570	-20	-45	-90
Silico Manganese <sup>2</sup>	India Exports	25-150 mm, HC 65-16	26 Aug   18.30 IST	\$954	-4	-12.8	-282.4
Ferro Chrome <sup>2</sup>	China Import	10-150mm, HC 60%	21 Aug   10.10 IST	¢95.5 /lb	0	-2.5	-4
Manganese Ore <sup>2</sup>	India Imports	Lumps, Mn 37%,	24 Aug   11.09 IST	\$4 /dmtu	0	-0.65	-2.45
Ferro Manganese <sup>2</sup>	India Exports	25-150 mm, HC 75%	26 Aug   18.33 IST	\$972	-12	-40.2	-265
Ferro Silicon <sup>2</sup>	Bhutan Exports	10-50 mm, FeSi 70%	26 Aug   18.34 IST	\$1,155	+25	-45	-135

1-Daily Assessment, 2-Weekly Assessment, 3-Monthly Assessment, W-O-W:Week On Week, 1M: Change over last month, 3M: Change over last 3 months

# India's steel index continues to lose steam, dumping probe fails to spark off markets

Aug 26, 2024 10:42

Longs index shows marginal increase IF-rebar prices gain as mills cut output Demand may see rebound in Q3FY'25 Morning Brief: The BigMint India Steel Composite Index further edged down by 0.2% to 132.7 points for the week ending

23 August, 2024. On the other hand, the sub-indices comprising flats and longs were a "mixed bag" with the former inching down by 0.5% and the latter edging up by a meagre 0.1%, respectively. Overall, the "down syndrome" has

*Continued*

## SNAP SHOT - INDIAN DOMESTIC PRICES (INR/MT)

Commodity	Particular	Size, Grade	As on	Price	Change	1M	3M
Fines/lumps <sup>2</sup>	Iron Ore Index	5-18 mm, Fe 63%, DR Grade	24 Aug   14.36 IST	5,750	0	-250	-2,050
Fines/lumps <sup>2</sup>	Iron Ore Index	0-10 mm, Fe 63%	24 Aug   14.36 IST	4,500	-100	-350	-1,500
Iron Ore <sup>3</sup>	NMDC	6-40 mm, Fe 65.5%	07 Aug   11.13 IST	5,350	NA	NA	-1,100
Iron Ore <sup>3</sup>	NMDC	0-10 mm, Fe 64%	07 Aug   11.05 IST	4,610	NA	NA	-1,000
Pellets <sup>2</sup>	Raipur	6-20 mm, Fe 63%,	23 Aug   19.21 IST	9,100	0	+300	-2,450
Pellets <sup>2</sup>	Bellary	6-20 mm, Fe 63%	23 Aug   19.21 IST	9,500	0	-300	-1,050
Met Coke <sup>2</sup>	Ex-India (East)	25-90 mm, Blast Furnace-grade	21 Aug   17.02 IST	34,800	0	0	-700
Graphite Electrode <sup>3</sup>	Ex-India	600mm, UHP	24 Jun   19.11 IST	325,000	0	0	0
Mill Scale <sup>2</sup>	FoR-Kandla	Fines, Fe 70/68%	24 Aug   13.08 IST	6,650	0	-100	-850
Hms <sup>1</sup>	Ex-Mumbai	HMS	26 Aug   17.36 IST	32,500	0	-300	-4,200
Hms <sup>1</sup>	Ex-Alang	HMS	23 Aug   17.31 IST	33,900	-300	-1,500	-4,900
Pig Iron <sup>1</sup>	Ex-Durgapur	Steel Grade	26 Aug   17.35 IST	36,500	-50	-800	-5,000
Pig Iron <sup>1</sup>	Ex-Ludhiana, Foundary	Foundry Grade	26 Aug   13.28 IST	43,500	0	+500	-2,300
Sponge Pellet <sup>1</sup>	Ex-Raipur	Lumps, FeM 80%, +/-1	26 Aug   17.37 IST	24,750	+250	-500	-3,750
Billet <sup>1</sup>	Ex-Mumbai	100x100mm, IS 2831	26 Aug   17.49 IST	40,700	+100	-500	-6,400
Billet <sup>1</sup>	Ex-Raipur	100x100mm, IS 2831	26 Aug   17.54 IST	38,450	+100	-550	-6,900
TMT (Re-Bar) Secondary mills <sup>1</sup>	Ex-Mumbai	12-25mm, IF Route, Fe 500, IS 1786	26 Aug   13.26 IST	45,800	0	+1,400	-6,900
TMT (Re-Bar) Secondary mills <sup>1</sup>	Ex-Delhi/NCR	12-25mm, IF Route, Fe 500, IS 1786	26 Aug   13.26 IST	45,400	+200	-1,300	-6,300
TMT (Re-Bar) <sup>2</sup>	Ex-Mumbai	12-32mm, BF Route, IS 1786 Fe 500D	23 Aug   16.53 IST	49,600	-300	-2,100	-8,400
Structure <sup>1</sup>	Ex-Mumbai	40x40 Angle, IF Route, IS 2062/2011 E-250 Gr A	26 Aug   10.13 IST	48,100	0	0	-6,100
Wire Rod <sup>1</sup>	Ex-Raipur	5.5 mm, SWRY 14 LC Gr 3, Induction route	26 Aug   17.35 IST	42,300	+200	-900	-6,700
HRC <sup>2</sup>	Ex-Delhi	2.5-8mm / CTL, IS2062, Gr E250 Br.	23 Aug   18.05 IST	50,400	0	-1,100	-4,200
HRC <sup>2</sup>	Ex-Mumbai	2.5-8mm / CTL, IS2062, Gr E250 Br.	23 Aug   18.05 IST	50,300	0	-1,200	-3,600
CRC <sup>2</sup>	Ex-Delhi	0.90mm / CTL, IS 513, CR1	23 Aug   18.10 IST	58,000	0	-1,250	-2,900
CRC <sup>2</sup>	Ex-Mumbai	0.90mm / CTL, IS 513, CR1	23 Aug   18.10 IST	57,400	0	-1,750	-3,300
HR Plate <sup>2</sup>	Ex-Mumbai	5-10mm, Gr E250 Br.	21 Aug   18.32 IST	50,500	-500	-2,200	-4,500
GP <sup>2</sup>	Ex-Mumbai	0.8mm / CTL, 120 GSM, IS277	22 Aug   19.07 IST	60,300	-900	-2,800	-4,500
Silico Manganese <sup>2</sup>	Ex-Raipur	25-150 mm, HC 60-14	26 Aug   18.31 IST	68,400	0	-610	-24,640
Ferro Manganese <sup>2</sup>	Ex-Raipur	25-150 mm, HC 70%	26 Aug   18.32 IST	74,500	0	-740	-22,440
Ferro Chrome <sup>2</sup>	Ex-Jajpur	10-150mm, HC 60%, Si- 4%	23 Aug   10.30 IST	106,700	+3,600	-850	+800
Manganese Ore <sup>2</sup>	Ex Balaghat, MOIL	Lumps, Mn 37%, Fe 7.5%	01 Aug   13.27 IST	15,146	-5,601	-5,601	NA
Chrome Ore <sup>2</sup>	Ex-Odisha OMC, E-auction	Lumps, Friable 48-50%	21 Aug   18.29 IST	23,721	-424	NA	NA

\*Basic Price GST @ 18% extra

1-Daily Assessment, 2-Weekly Assessment, 3-Monthly Assessment, W-O-W: Week On Week, 1M: Change over last month, 3M: Change over last 3 months

# Iron Ore

## Iron Ore (India)

Particular/Delivery	Size/Grade	Delivery	As On	Price	Change	1M	3M
Indian prices (in INR/MT)							
Odisha Iron Ore Index	5-18 mm, Fe 63%, DR Grade	Ex-mines	24 Aug   14.36 IST	5,750	0	-250	-2,050
	10-30mm, Fe 63%, BF Grade	Ex-mines	24 Aug   14.36 IST	5,050	0	-250	-1,850
	0-10 mm, Fe 63%	Ex-mines	24 Aug   14.36 IST	4,500	-100	-350	-1,500
	0-10mm, Fe 60%	Ex-mines	24 Aug   14.36 IST	3,750	0	-350	-1,250
	0-5mm, Fe 57%	Ex-mines	22 Aug   18.54 IST	2,400	-250	-300	-1,250
	5-18 mm, Lumps, Fe 60%	Ex-mines	24 Aug   14.36 IST	5,000	0	-200	-1,700
	10-30 mm, lumps, Fe 60%	Ex-mines	24 Aug   14.36 IST	4,500	0	-200	-1,550
	0-10mm, Fe 62%	Ex-mines	24 Aug   14.36 IST	4,200	-100	-450	-1,300
OMC Kurmitar (Koira)	10-40 mm, Fe 62%	Ex-Mines	20 Aug   13.32 IST	5,150	+150	+150	-1,650
OMC Gandhamardan	0-5 mm, Fe 62-60%	Ex-Mines	20 Aug   13.32 IST	3,450	-800	-800	-1,850
	10-40 mm, Fe 62%	Ex-Mines	20 Aug   13.32 IST	4,600	-100	-100	-1,650
OMC Daitari	0-5 mm, Fe 62-64%	Ex-Mines	20 Aug   13.32 IST	4,000	-800	-800	-1,930
	10-40 mm, Fe 62%	Ex-Mines	20 Aug   13.32 IST	5,210	+150	+150	-1,800
OMC Kurmitar (Koira)	0-5 mm, Fe 62-60%	Ex-Mines	20 Aug   13.32 IST	3,500	-600	-600	-1,450
OMC Guali	5-18 mm, Fe 62%	Ex-mines	20 Aug   13.32 IST	5,105	-150	-150	-1,050
	Fines -5 mm, Fe 60-62%	Ex-mines	20 Aug   13.32 IST	4,100	-300	-300	-1,550
OMC Jilling	5-18 mm, Fe 62%	Ex-mines	20 Aug   13.32 IST	5,700	-150	-150	-1,750
	Fines -5 mm, Fe 60-62%	Ex-mines	20 Aug   13.32 IST	4,250	-250	-250	-1,400
NMDC, Chhattisgarh	10-40 mm, Fe 67%, DR CLO	F.O.R Siding	07 Aug   11.05 IST	6,420	NA	NA	-1,100
	10-150 mm, Fe 65.5%	F.O.R Siding	07 Aug   11.05 IST	5,320	NA	NA	-1,130
	6-40 mm, Fe 65.5%	F.O.R Siding	07 Aug   11.13 IST	5,350	NA	NA	-1,100
	0-10 mm, Fe 64%	F.O.R Siding	07 Aug   11.05 IST	4,610	NA	NA	-1,000
Chandrapur, Maharashtra	0-10mm, Fe 63%	FoR Ballarshah	23 Aug   19.24 IST	5,250	-850	-850	-850
Ex-Bellary	0-10 mm, Fe 62%	Ex-Mines	22 Aug   18.49 IST	4,400	-100	-700	-1,400
	0-10 mm, Fe 57%	Ex-Mines	22 Aug   18.49 IST	2,650	-50	-450	-850
Karnataka e-auction	Lumps 10-20mm, Fe 63%	Ex-Mines	31 Jul   13.59 IST	4,300	-400	-400	-550
	Fines 0-5 mm, Fe 60%	Ex-Mines	31 Jul   13.59 IST	3,200	-500	-500	-500

## Pellets (India)

Indian prices (in INR/MT)							
Ex-Barbil	6-20 mm, Fe 63%, (+/- 0.5%)	FOR Siding	23 Aug   19.21 IST	7,100	0	-325	-2,350
Ex-Durgapur	6-20 mm, Fe 63%, (+/- 0.5%)	Ex-Works	23 Aug   19.21 IST	7,850	0	-525	-2,100
Ex-Jamshedpur	6-20 mm, Fe 63%	Ex-Works	06 Aug   18.55 IST	8,050	-50	-125	-1,450
Ex-Jharsugda	6-20 mm, Fe 63%, (+/- 0.5%)	Ex-Works	23 Aug   19.21 IST	7,900	0	-100	-2,025
Ex-Raipur	6-20 mm, Fe 63%, (+/- 0.5%)	Ex-Works	23 Aug   19.21 IST	9,100	0	+300	-2,450
Ex-Kandla	6-20 mm, Fe 64/63%	DAP	23 Aug   19.21 IST	10,200	+300	-500	-2,000
Ex-Bellary	6-20 mm, Fe 63%	Ex-Works	23 Aug   19.21 IST	9,500	0	-300	-1,050

Weekly Assessment, GST @ 5% extra., Barbil and Kandla - Prices Loaded to Wagons

## Concentrates (India)

Indian prices (in INR/MT)							
Ex-Jabalpur	-45 micron, Fe 63%	Ex-works	24 Aug   13.28 IST	4,000	0	-150	-1,000

## Iron Ore (Global)

Global prices (in USD/MT)							
CNF China	Fines, Fe 61.5% (Australia Origin)	-	26 Aug   11.49 IST	\$94	-1	-6	-19
CNF China	Fines, Fe 62% (Australia Origin)	-	26 Aug   11.49 IST	\$96	-1	-6	-19
CNF China	Fines, Fe 62.5% (Brazil Origin)	-	26 Aug   13.19 IST	\$98	-1	-7	-20
CNF China	Fines, Fines 63/62% (India origin)	-	26 Aug   13.19 IST	\$90	-1	-2	-11
CNF China	Lumps, Fe 64/63% (South Africa Origin)	-	26 Aug   13.19 IST	\$97	-1	-6	-19
CNF China	Lumps, USD/dmtu	-	26 Aug   11.49 IST	\$0.155	-0.001	-0.0185	+0.005
CNF China	Fines, Fe 55% (India Origin)	-	26 Aug   18.10 IST	\$67	+5.5	+3.5	+2



<b>CNF China</b>	Fines, Fe 56% (India Origin)	-	26 Aug   18.10 IST	\$70	+ 5.5	+ 3.5	+ 2
<b>CNF China</b>	Fines, Fe 57% (India origin)	-	26 Aug   18.10 IST	\$73	+ 5.5	+ 3.5	+ 2
<b>CNF India</b>	Lumps, Fe 64% (South Africa origin)	-	21 Aug   13.23 IST	\$105.5	- 4.5	- 3.5	- 11.5
<b>FOB India</b>	Fines, Fe 57% (India origin)	-	26 Aug   18.10 IST	\$60	+ 6	+ 3.5	- 6.5

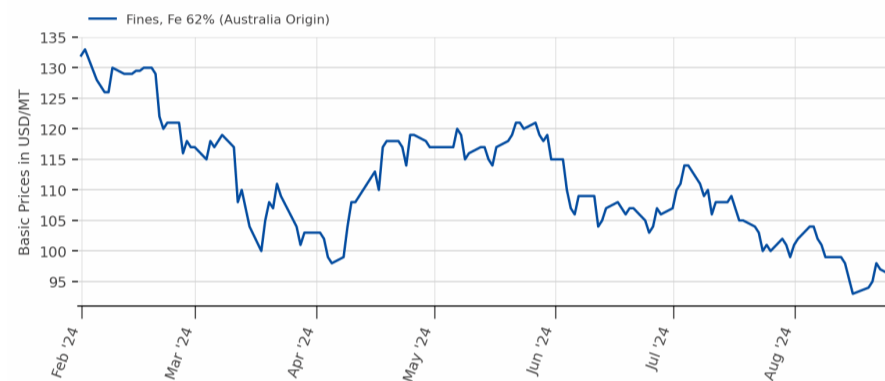
Prices on DMT basis (Daily Assessment) , India- Single Port Loading , FOB prices including demurrage , June to November: Moisture@ 10% , December to May: Moisture@ 8% , Or, actual moisture as per cargo certificate submitted by shipper to be adjusted

## Pellets (Global)

Global prices (in USD/MT)							
<b>CNF China</b>	6-20 mm, Fe 63% (India Origin)	-	23 Aug   19.33 IST	\$104	+ 2.5	- 2	- 19.5
	6-20 mm, Fe 65% (Brazil Origin)	-	21 Aug   14.24 IST	\$116	- 3	- 4	- 17
<b>FOB India</b>	6-20 mm, Fe 63%	-	23 Aug   19.31 IST	\$91	+ 3	- 2	- 18
<b>CNF China</b>	5-20mm, Fe 63%	-	22 Aug   11.05 IST	\$7.4	- 0.1	+ 0.5	+ 3.4
	6-20mm	-	22 Aug   11.05 IST	\$17	0	+ 0.7	+ 5

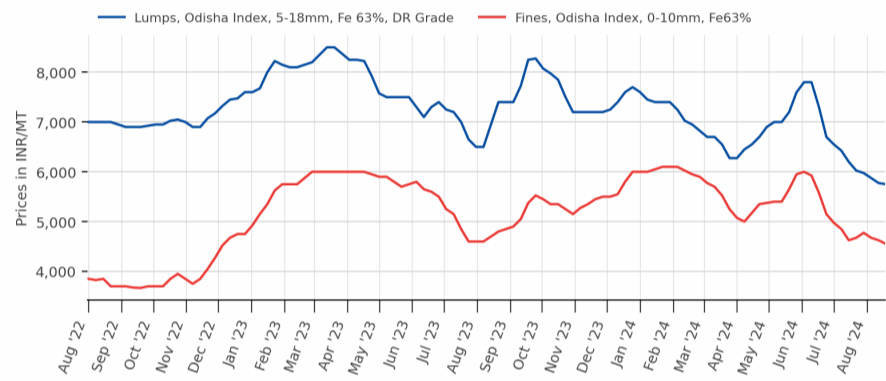
Note:- W-O-W: Week On Week, 1M: Change over last month, 3M: Change over last 3 months

### Iron Ore Fines, CNF Rizhao China



Source:BigMint

### Odisha Iron Ore Price Index (Lumps & Fines)



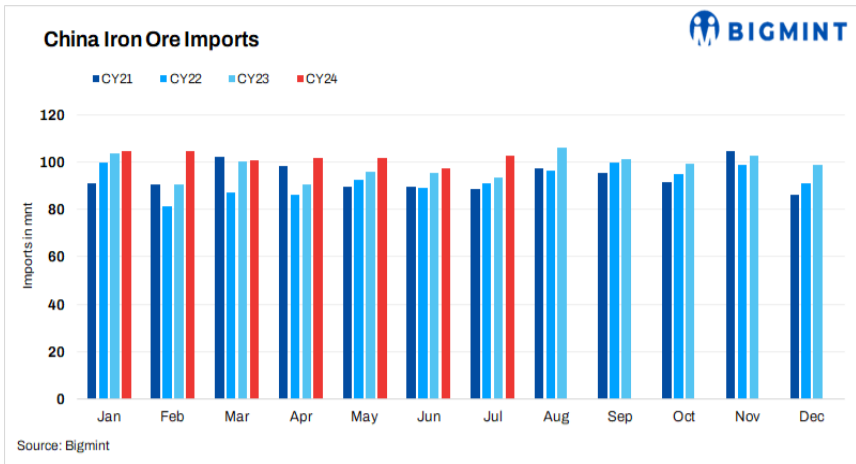
Source:BigMint



BigMint's Daily Trade Sheet - 24 Aug'24

2024-08-26

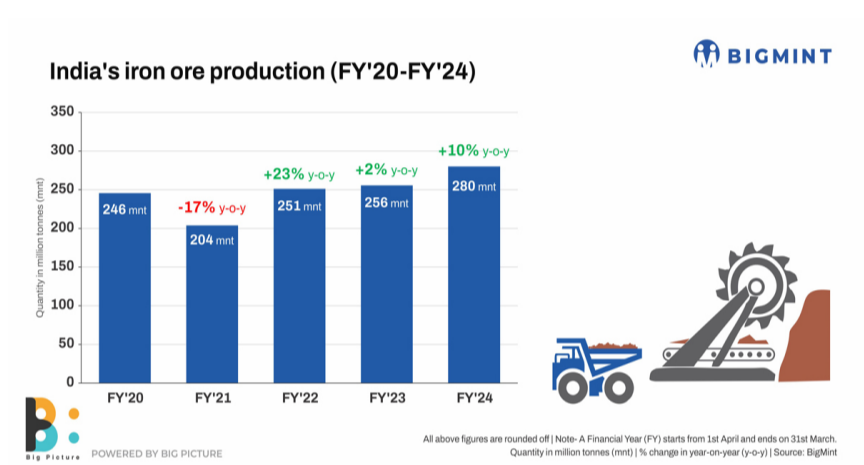
READ MORE



China mills prefer lower Fe iron ore to cut costs

2024-08-26

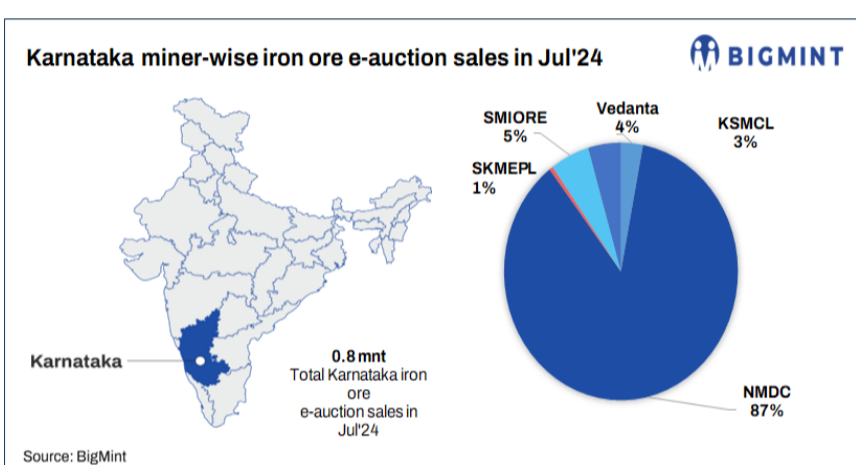
READ MORE



India: Over 20,000 t of iron ore fines booked in SAIL's Barsua auction

2024-08-26

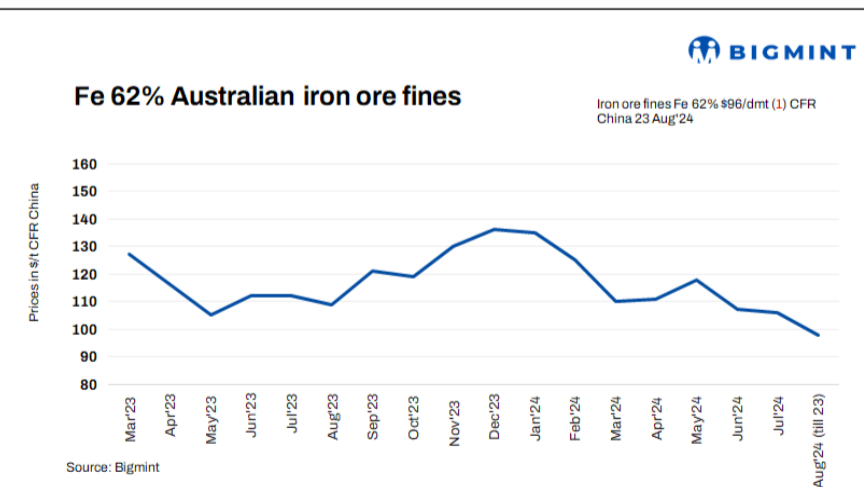
READ MORE



India: NMDC Donimalai iron ore auction fetches active response

2024-08-26

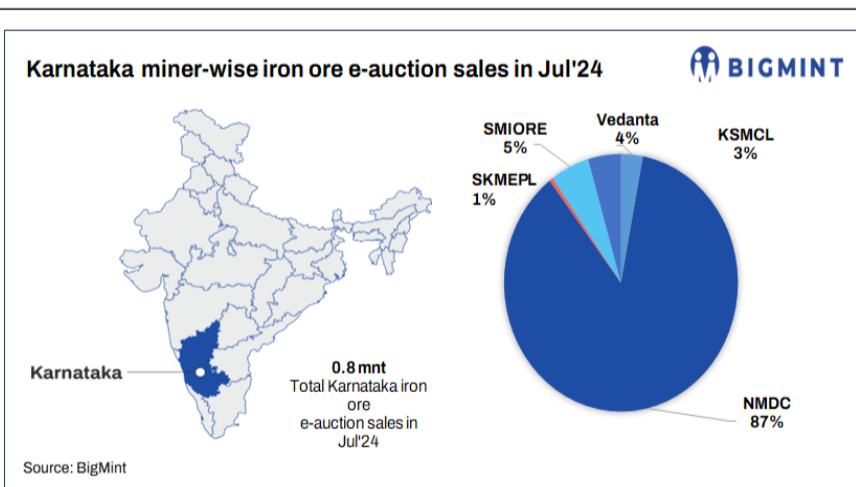
READ MORE



China: Iron ore spot prices fall by \$1/t d-o-d

2024-08-24

READ MORE



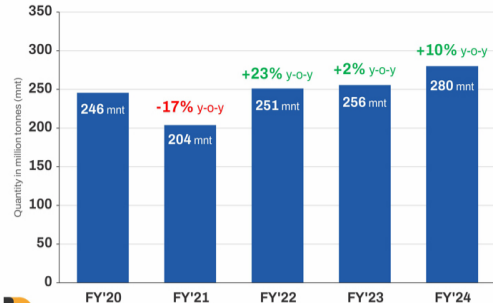
India: 8,000 t iron ore lumps booked in Vedanta's auction from Karnataka

2024-08-23

READ MORE



### India's iron ore production (FY'20-FY'24)



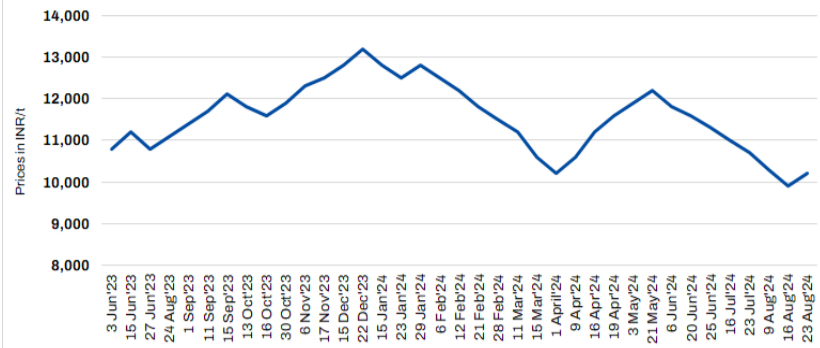
All above figures are rounded off | Note- A Financial Year (FY) starts from 1st April and ends on 31st March.  
Quantity in million tonnes (mnt) | % change in year-on-year (y-o-y) | Source: BigMint

### India: Vedanta-ESL to auction 10,000 t of iron ore from Odisha

2024-08-23

[READ MORE](#)

### Kandla Pellet Prices



Source: BigMint

### India: Jindal SAW raises pellet offers by INR 300/t (\$4/t)

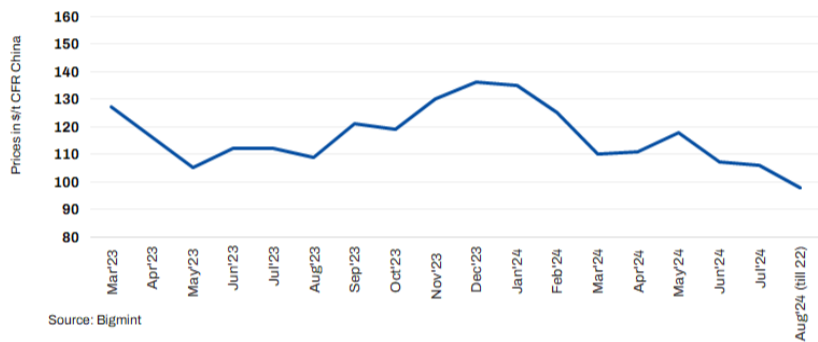
2024-08-23

[READ MORE](#)

### Fe 62% Australian iron ore fines



Iron ore fines Fe 62% \$97/dmt (0.90) CFR China 22 Aug'24



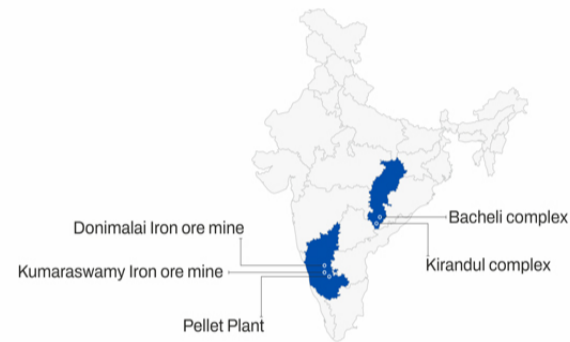
Source: Bigmint

### China: Iron ore spot prices fall by \$1/t d-o-d amid weak buying interest

2024-08-23

[READ MORE](#)

### NMDC's iron ore Mines location



### India: NMDC to auction 10,000 t of pellets from Karnataka

2024-08-22

[READ MORE](#)



### India: OMDC to auction over 8,000 t of iron ore from Odisha

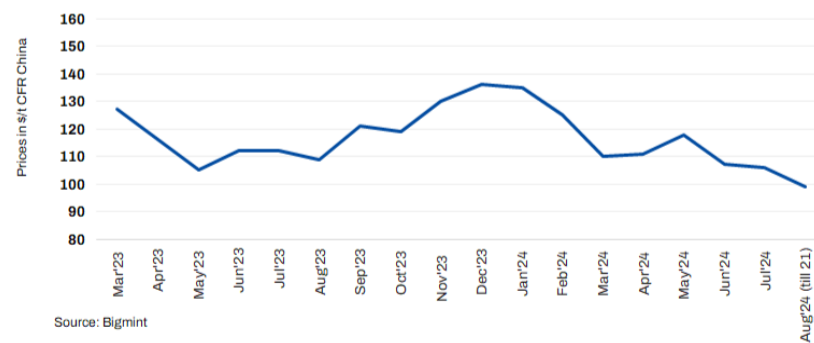
2024-08-22

[READ MORE](#)

### Fe 62% Australian iron ore fines



Iron ore fines Fe 62% \$97.90/dmt (2.80) CFR China 21 Aug'24



Source: Bigmint

### China: Iron ore spot prices rise by \$3/t d-o-d

2024-08-22

[READ MORE](#)

# Coal

## Non Coking (India)

Particular/Delivery	Size/Grade	Delivery	As On	Price	Change	1M	3M
Indian prices (in INR/MT)							
Ex-Gangavaram	RB3 (4800 NAR), South Africa	Ex-Port	26 Aug   17.37 IST	7,650	-100	-100	-650
	RB2 (5500 NAR), S.Africa	Ex-Port	26 Aug   17.37 IST	9,600	-50	-50	-400

## Met Coke (India)

Indian prices (in INR/MT)							
Ex-Jajpur	25-90 mm, Blast Furnace-grade	Ex-Yard	21 Aug   17.02 IST	34,800	0	0	-700
Ex-Gandhidham	25-90 mm, Blast Furnace-grade	Ex-Yard	21 Aug   17.02 IST	32,700	0	0	-800

## Coking (Global)

Global prices (in USD/MT)							
CNF India	0-40mm, HCC 64 Mid Vol, Australia	-	26 Aug   12.04 IST	\$191	-3	-24.8	-43.4
	0-40mm, Premium HCC, Australia	-	26 Aug   12.04 IST	\$214	-2	-19	-53.4
	Low Vol PCI, Australia	-	26 Aug   12.04 IST	\$185	-2	-22.4	-4.6
FOB Australia	0-40mm, Low Vol PCI	-	26 Aug   12.07 IST	\$170	-2	-21.4	-2.2
	HCC 64 Mid Vol	-	26 Aug   12.07 IST	\$175	-4	-24.8	-42
	Premium HCC	-	26 Aug   12.07 IST	\$199	-2	-17.8	-50.6

## Non Coking (Global)

Global prices (in USD/MT)							
CNF India	RB1 (6000 NAR), S.Africa	-	26 Aug   14.11 IST	\$128	0	+2.8	+0.75
	RB2 (5500 NAR), S.Africa	-	26 Aug   14.11 IST	\$110	-1	-1.2	-3
	RB3 (4800 NAR), S.Africa	-	26 Aug   14.11 IST	\$91	-1	-0.2	-6
FOB South Africa	RB1 (6000 NAR)	-	26 Aug   14.10 IST	\$111	0	+2.8	+2.2
	RB2 (5500 NAR)	-	26 Aug   14.10 IST	\$93	-1	-1.2	-1.4
	RB3 (4800 NAR)	-	26 Aug   14.10 IST	\$74	-1	-0.2	-5

## Met Coke (Global)

Global prices (in USD/MT)							
FOB China	25-90mm, 64% CSR	-	22 Aug   17.07 IST	\$251	-7	-28	-48
CNF India	25-90mm, 64% CSR, China	-	22 Aug   17.09 IST	\$262	-11	-26	-52
	64% CSR, Japan origin	-	22 Aug   17.09 IST	\$358	0	-2	-2

Note:- W-O-W: Week On Week, 1M: Change over last month, 3M: Change over last 3 months

# Scrap & Metallic

## Sponge (India)

Region	Particular	Sponge Iron (C-DRI)				Pellet Sponge (P-DRI)			
		Price	Change	W-O-W	1M	Price	Change	W-O-W	1M
Indian prices (in INR/MT) <span style="float: right;">As on 26 Aug 2024</span>									
North India	Mandi Gobindgarh	30,000	0	0	-300	-	-	-	-
East India	Durgapur	26,800	+100	-200	-600	24,900	+200	-400	-500
East India	Rourkela	25,950	+50	-50	-350	-	-	-	-
Central India	Raigarh	26,200	+400	+300	-700	24,200	+400	+300	-700
Central India	Raipur	29,500	+500	+600	0	24,750	+250	+100	-500
South India	Bellary	27,000	0	+50	-400	25,800	-100	0	-600
Eastern India	Ramgarh	26,700	+100	-300	-900	24,600	0	-500	-900
East India	Jharsugda	-	-	-	-	23,500	+100	0	-800
South India	Hyderabad	-	-	-	-	26,500	-100	0	-500

All prices are basic, GST extra.

## Pig Iron (India)

Particular/Delivery	Size/Grade	Delivery	As On	Price	Change	1M	3M
Indian prices (in INR/MT)							
DAP-Ludhiana	Steel Grade	DAP	26 Aug   17.35 IST	39,700	0	-500	-3,300
Ex-Bokaro	Steel Grade	Ex-Plant,Bokaro	01 Aug   18.06 IST	35,900	-1,450	-1,450	-1,450
Ex-Burnpur	Steel Grade	Ex-Plant,Burnpur	31 May   16.00 IST	40,500	-2,500	0	0
Ex-Durgapur	Steel Grade	Ex-Works	26 Aug   17.35 IST	36,500	-50	-800	-5,000
		Ex-Plant,Durgapur	24 Aug   10.35 IST	35,500	-1,200	-1,200	-5,500
Ex-Rourkela	Steel Grade	Ex-Plant,Rourkela	21 Aug   15.26 IST	35,200	0	-1,900	-4,500
Ex-Bhilai	Steel Grade	Ex-Plant,Bhilai	20 Jun   17.45 IST	38,000	-4,100	0	-4,100
DAP-Raigarh	Steel Grade	DAP	26 Aug   17.35 IST	36,200	+100	-1,000	-4,700
DAP-Raipur	Steel Grade	DAP	26 Aug   17.35 IST	36,550	+150	-1,350	-4,650
DAP-Hyderabad	Steel Grade	DAP	26 Aug   13.32 IST	38,400	0	+400	-2,400
DAP-Delhi	Foundry Grade	DAP	26 Aug   13.28 IST	43,500	0	-100	-2,700
DAP-Ludhiana	Foundry Grade	DAP	26 Aug   13.28 IST	43,500	0	+500	-2,300
Ex-Durgapur	Foundry Grade	Ex-Works	26 Aug   13.28 IST	41,500	0	-2,000	-3,500
Ex-Kharagpur	Foundry Grade	Ex-Works	26 Aug   13.28 IST	41,500	0	-2,000	-3,500
DAP-Ahmedabad	Foundry Grade	DAP	26 Aug   13.28 IST	45,200	0	-300	-1,800
DAP-Kolhapur	Foundry Grade	DAP	26 Aug   13.28 IST	45,500	0	-300	-1,500

Indian pig iron price assessment frequency has been increased from weekly to daily basis.

## Re - Rolling Scrap (India)

Indian prices (in INR/MT)							
Ex-Alang	19-22mm(12 ANE), Ship Breaking	Ex-Yard	23 Aug   10.57 IST	41,300	-200	-1,000	-3,700
	15-18mm(10 ANE), Ship Breaking	Ex-Yard	23 Aug   10.57 IST	41,300	-200	-900	-3,600
	1 Inch, Ship Breaking	Ex-Yard	23 Aug   10.57 IST	41,300	-200	-1,000	-3,800
	12-14mm(8 ANE), Ship Breaking	Ex-Yard	23 Aug   10.57 IST	40,800	-200	-800	-3,600
	5-10 KG, Ship Breaking	Ex-Yard	23 Aug   10.57 IST	39,800	-200	-800	-3,600
	9-11mm(6 ANE), Ship Breaking	Ex-Yard	23 Aug   10.57 IST	39,300	-200	-800	-3,600
	2-5 KG, Ship Breaking	Ex-Yard	23 Aug   10.57 IST	38,800	-200	-800	-3,600
	6-8mm(4 ANE), Ship Breaking	Ex-Yard	23 Aug   10.57 IST	38,300	-200	-800	-3,600
	1-2 KG, Ship Breaking	Ex-Yard	23 Aug   10.33 IST	35,100	-300	-1,500	-4,900
	Attachment, Ship Breaking	Ex-Yard	23 Aug   10.33 IST	34,900	-300	-1,500	-4,900
	HMS(80:20), Ship Breaking	Ex-Yard	23 Aug   10.33 IST	33,900	-300	-1,500	-4,900

## Melting Scrap (India)

Particular/Delivery	Size/Grade	Delivery	As On	Price	Change	1M	3M
Indian prices (in INR/MT)							
Ex-Ludhiana	End Cutting	DAP	26 Aug   17.36 IST	36,900	+ 200	-1,100	-4,800
	CI Scrap, Mixed Size	DAP	26 Aug   17.36 IST	38,900	0	-200	-1,300
	CR Busheling (Loose)	DAP	26 Aug   17.36 IST	38,000	+ 100	-1,100	-4,800
	Turning Boring Scrap	DAP	26 Aug   17.36 IST	34,200	+ 300	-1,600	-5,300
Ex-Mandi	CR Busheling (Loose)	DAP	26 Aug   17.36 IST	38,200	0	-1,200	-4,800
	End Cutting	DAP	26 Aug   17.36 IST	37,100	+ 100	-1,200	-4,800
	HMS(80:20)	DAP	26 Aug   17.36 IST	34,300	0	-1,700	-4,500
	LMS (Light Melting Scrap)	DAP	26 Aug   17.36 IST	32,100	0	-1,700	-4,900
Ex-Durgapur	HMS(80:20)	DAP	26 Aug   17.36 IST	34,000	+ 250	-1,100	-4,800
Ex-Raipur	End Cutting	DAP	26 Aug   17.36 IST	36,100	+ 100	-700	-4,700
	HMS(80:20)	DAP	26 Aug   17.36 IST	34,100	+ 100	-700	-4,650
Ex-Ahmedabad	HMS(80:20)	DAP	24 Aug   13.43 IST	33,000	-200	-1,000	-5,200
	CR Busheling (Bundle)	DAP	24 Aug   13.43 IST	38,000	0	0	-3,000
Ex-Alang	HMS(80:20)	Ex-Yard	23 Aug   17.31 IST	33,900	-300	-1,600	-5,600
Ex-Jalna	HMS(80:20)	DAP	26 Aug   17.36 IST	32,700	0	-100	-4,400
	CR Busheling (Loose)	DAP	26 Aug   17.36 IST	35,700	0	-100	-4,400
Ex-Mumbai	HMS(80:20)	DAP	26 Aug   17.36 IST	32,500	0	-300	-4,200
Ex-Chennai	Turning Boring Scrap	DAP	26 Aug   17.36 IST	31,300	+ 300	+ 500	-2,800
	HMS(90:10)	DAP	26 Aug   17.36 IST	34,200	-50	-400	-2,500
	HMS(80:20)	DAP	26 Aug   17.36 IST	32,200	+ 200	+ 500	-2,900
	CR Busheling (Bundle)	DAP	26 Aug   17.36 IST	35,900	-100	-300	-2,200
Ex-Coimbatore	CI Scrap, Mixed Size	DAP	26 Aug   17.36 IST	37,600	0	-100	-200
Ex-Hyderabad	HMS(90:10)	DAP	26 Aug   17.36 IST	31,500	0	-300	-4,000
	HMS(80:20)	DAP	26 Aug   17.36 IST	30,000	0	-300	-4,000
Ex-Bhilai	9-13 Meters, 60 KG	Ex-works	25 Jul   14.36 IST	40,800	-3,620	-350	-700

## Mill Scale (India)

Indian prices (in INR/MT)							
Ex Plant, Raipur	Fines, Fe 70/68%	EXW	24 Aug   13.08 IST	6,950	0	+ 150	-250
Ex-Kandla	Fines, Fe 70/68%	DAP	24 Aug   13.08 IST	6,650	0	-100	-850

## Sponge Iron (Global)

Particular/Delivery	Size/Grade	Delivery	As On	Price	Change	1M	3M
Global prices (in USD/MT)							
CNF Bangladesh	FeM 80% (+/-1), 100% lumps	-	22 Aug   17.23 IST	\$361	-2	+ 6	-47
CNF Nepal	Mix (70% lumps, 30% fines), FeM 80% (+/-1)	-	22 Aug   17.23 IST	\$346	+ 3	-2	-60

## Melting Scrap (Global)

Global prices (in USD/MT)							
FOB Europe	HMS 80:20 (Bulk)	-	21 Aug   18.35 IST	\$336	-9	-23	-18
FOB USA	HMS 80:20	-	26 Aug   17.01 IST	\$333	0	-26	-24.8
	Shredded	-	26 Aug   17.01 IST	\$353	0	-26	-24.8
CNF Bangladesh	H2 (Bulk, Japan origin)	-	21 Aug   18.24 IST	\$397	-8	-7	-1
	HMS 80:20 (Bulk, US Origin)	-	21 Aug   18.24 IST	\$391	-12	-17	-11
	HMS 80:20 (Containers, Europe Origin)	-	26 Aug   19.01 IST	\$390	-3	-16	-14.2
	Shredded (Containers, UK Origin)	-	26 Aug   19.01 IST	\$403	-10	-26.2	-20.2
CNF China	H2	-	26 Aug   12.04 IST	\$331	0	-2	-28
	HMS 80:20 (Bulk)	-	26 Aug   12.04 IST	\$347	-3	-4.6	-7.2
	Shredded	-	26 Aug   12.04 IST	\$410	0	0	+ 2
CNF India	HMS 80:20 (Europe Origin, Containers)	-	26 Aug   19.01 IST	\$371	0	-18.8	-26.8
	HMS 80:20 (West Africa Origin, Containers)	-	26 Aug   19.01 IST	\$368	-2	-19	-26.2
	HMS 80:20 (West Africa Origin, Containers)	-	26 Aug   19.01 IST	\$370	-5	-21.8	-28
	Shredded (Europe Origin, Containers)	-	26 Aug   19.01 IST	\$390	-7	-25	-27.6
	Shredded (US Origin, Containers)	-	26 Aug   19.01 IST	\$387	-6	-24	-28
CNF Pakistan	Shredded (Containers, Europe Origin)	-	26 Aug   19.01 IST	\$396	0	-32.4	-26
CNF Taiwan	HMS 80:20 (US Origin, Containers)	-	21 Aug   13.42 IST	\$340	-5	-7	-8
CNF Thailand	HMS 70:30	-	29 Jan   17.41 IST	\$352	+ 2	NA	NA
CNF Turkey	HMS 80:20 (Bulk, US Origin)	-	26 Aug   19.01 IST	\$360	0	-28	-20.2



CNF Vietnam	H2, (Bulk,Japan origin)	-	26 Aug   19.01 IST	\$362	-4	-8	-10
	HMS 80:20 (Bulk, US Origin)	-	26 Aug   19.01 IST	\$372	-3	-13	-11

## Pig Iron (Global)

Particular/Delivery	Size/Grade	Delivery	As On	Price	Change	1M	3M
Global prices (in USD/MT)							
FOB Black Sea	Steel Grade	-	24 Aug   11.32 IST	\$390	-2	-17	-22
FOB Brazil	Steel Grade	-	24 Aug   11.32 IST	\$442	0	0	-8
CNF Italy	Steel Grade	-	24 Aug   11.33 IST	\$437	-2	-14	-23

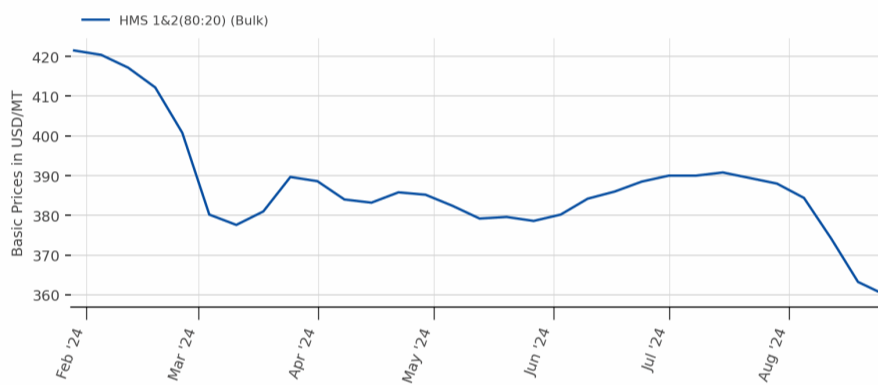
Weekly Assessment,, \*Tender Prices in export

## Ship Breaking (Global)

Global prices (in USD/MT)							
CNF Bangladesh	Containers	-	20 Aug   11.49 IST	\$530	+10	-10	-30
	Tanker	-	20 Aug   11.49 IST	\$520	+10	-10	-20
CNF India	Containers	-	20 Aug   11.49 IST	\$520	+10	-10	-30
	Tanker	-	20 Aug   11.49 IST	\$510	+10	-10	-20
CNF Pakistan	Containers	-	20 Aug   11.49 IST	\$510	-20	-10	-20
	Tanker	-	20 Aug   11.49 IST	\$500	-20	-10	-20
CNF Turkey	Containers	-	20 Aug   11.49 IST	\$380	+15	0	0
	Tanker	-	20 Aug   11.49 IST	\$370	+15	0	0

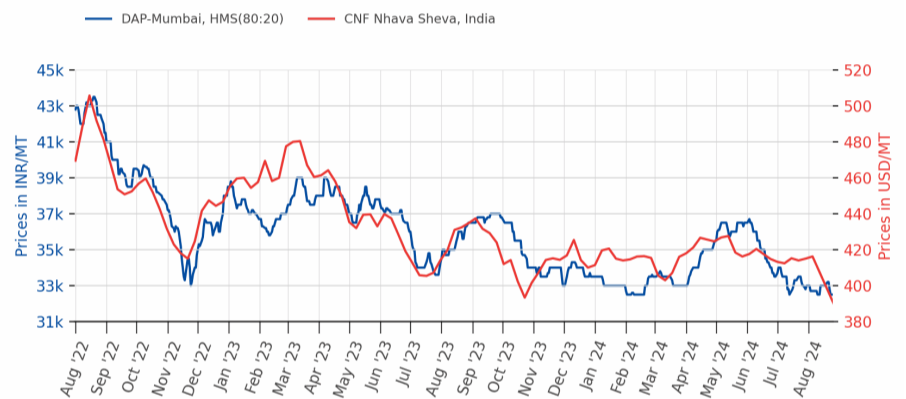
Note:- W-O-W: Week On Week, 1M: Change over last month, 3M: Change over last 3 months

Melting Scrap, CNF Turkey



Source:BigMint

Melting Scrap DAP Mumbai/CNF India



Source:BigMint

# Scrap & Metallic News

**South Asia: Imported shredded scrap offers from UK/Europe**

Offers in \$/t, CFR

India, Pakistan, Bangladesh, Turkiye HMS(80:20)(US)

Source: BigMint

**South Asia: Imported ferrous market witnesses price drop in India, Bangladesh**

2024-08-26

[READ MORE](#)

**Vietnam: Imported bulk scrap prices**

Prices in \$/t, CFR Vietnam

Japanese H2

Source: BigMint

**Vietnam: Imported bulk ferrous scrap prices decline up to \$4/t w-o-w amid cautious outlook**

2024-08-26

[READ MORE](#)

**India Sponge iron price & trade volume**

Quantity in mt, Prices in INR/t

Bellary (PDR), Raipur (PDR), Durgapur (PDR), Bellary, Raipur, Durgapur

Source: BigMint Research

**India: Sponge iron prices show mixed trend amid improved trade volumes - 26 Aug**

2024-08-26

[READ MORE](#)

**India: Melting scrap index DAP-Mandi Gobingarh (End Cutting vs Billet)**

Prices in INR/t

End Cutting Scrap, Billet (100x100 mm), Spread(RHS)

End Cutting - INR 37,100/t (+100) 26 August'24

Source: BigMint

**India: BigMint's scrap index rises INR 100/t amid moderate trade - 26 August**

2024-08-26

[READ MORE](#)

**Japanese ferrous scrap market updates**

**Japan: Envipro Holdings plans to increase port handling capacity amid surge in global scrap trade**

2024-08-26

[READ MORE](#)

**Japanese domestic ferrous scrap market update**

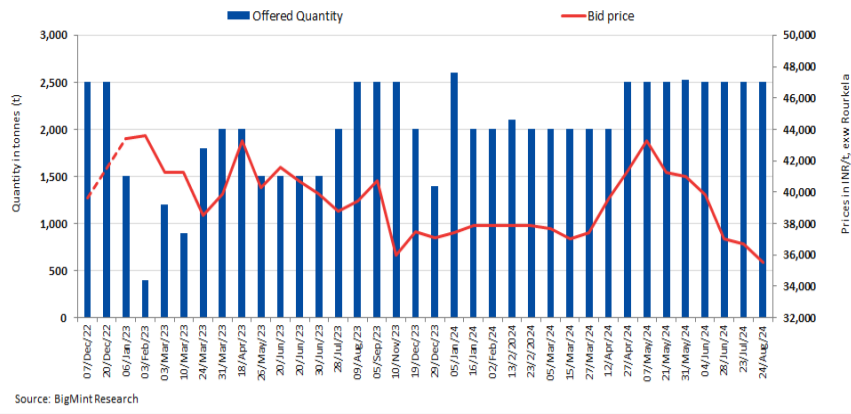
**Japan: Chubu region ferrous scrap prices drop by JPY 1,000-2,000/t (\$7-14/t)**

2024-08-26

[READ MORE](#)



### SAIL DSP Pig Iron auction summary



## India: Buyers book entire quantity in SAIL-DSP's pig iron auction

2024-08-24

[READ MORE](#)

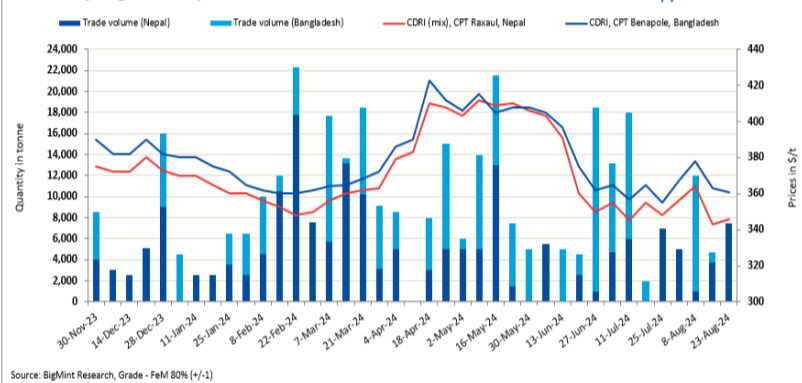
## Japanese domestic ferrous scrap market update

## Japan: EAF manufacturers further reduce scrap procurement prices

2024-08-23

[READ MORE](#)

### India: Sponge iron Export Trade Vs Prices

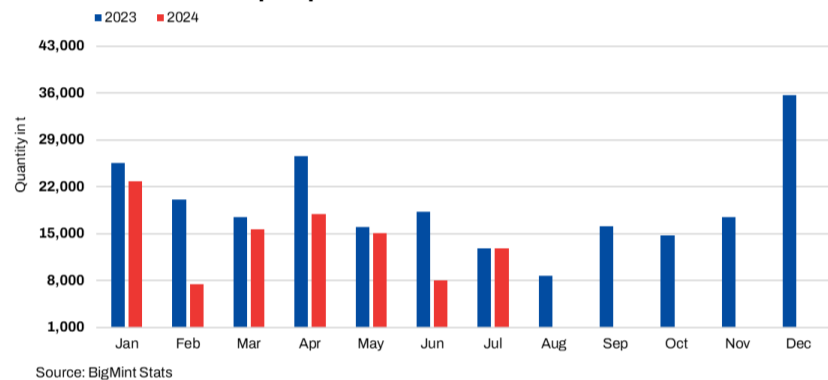


## India: About 7,500 t sponge iron export deals conclude for Nepal

2024-08-23

[READ MORE](#)

### China ferrous scrap import volumes

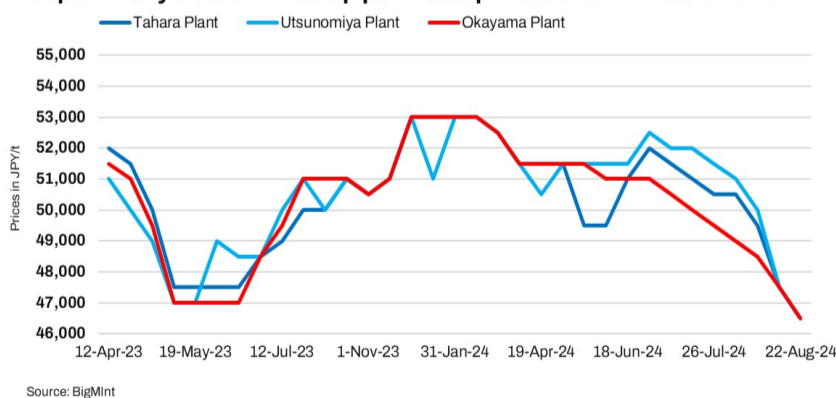


## China: Ferrous scrap imports jump by over 50% m-o-m in Jul'24

2024-08-22

[READ MORE](#)

### Japan: Tokyo Steel H2 scrap purchase price trend

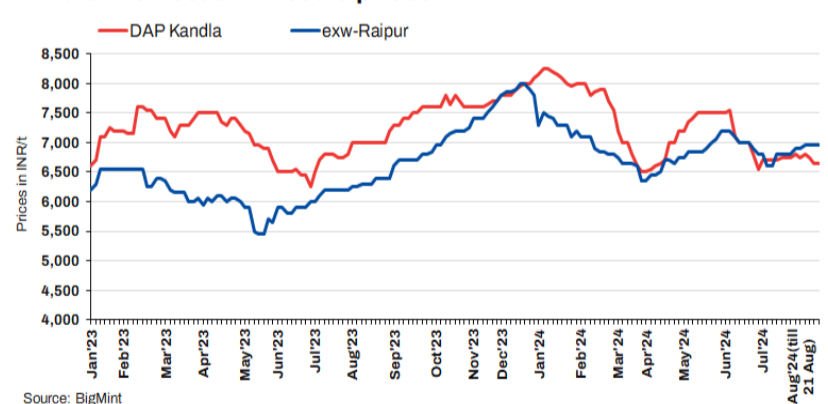


## Japan: Tokyo Steel further reduces scrap procurement prices by \$7/t except in Kyushu plant

2024-08-22

[READ MORE](#)

### India: Domestic mill-scale prices



## India: Mill scale prices remain stable in key markets

2024-08-21

[READ MORE](#)

# Steel

## Ingots/Billet (India)

Region	Particular	INGOT				BILLET			
		Price	Change	W-O-W	1M	Price	Change	W-O-W	1M
Indian prices (in INR/MT) <span style="float: right;">As on 26 Aug 2024</span>									
North India	Ghaziabad	41,200	+ 300	+ 100	- 300	-	-	-	-
North India	Ludhiana	44,100	+ 300	- 400	- 1,600	-	-	-	-
North India	Mandi Gobindgarh	41,800	+ 200	- 300	- 1,400	41,850	+ 250	- 250	- 1,350
North India	Muzaffarnagar	41,200	+ 500	+ 200	+ 200	-	-	-	-
East India	Rourkela	37,100	+ 100	- 200	- 900	37,700	+ 50	0	- 650
Central India	Raigarh	37,800	+ 300	- 100	- 600	38,200	+ 450	- 50	- 600
Central India	Raipur	38,200	+ 100	- 100	- 350	38,450	+ 100	- 100	- 550
West India	Ahmedabad	40,200	0	- 200	- 1,500	41,000	0	- 300	- 1,500
West India	Jaipur	40,400	+ 400	0	- 900	-	-	-	-
West India	Mumbai	40,300	+ 100	- 300	- 500	40,700	+ 100	- 300	- 500
East India	Durgapur	-	-	-	-	38,800	+ 500	- 100	- 700
East India	Kolkata	-	-	-	-	39,500	+ 500	- 100	- 700
West India	Bhavnagar	-	-	-	-	40,700	0	- 200	- 1,500
West India	Goa	-	-	-	-	40,300	0	0	- 200
West India	Jalna	-	-	-	-	40,400	0	- 300	- 800
South India	Chennai	-	-	-	-	41,800	+ 300	- 200	- 500
South India	HINDPUR	-	-	-	-	40,800	- 100	0	0
South India	Hyderabad	-	-	-	-	39,500	0	0	0
Eastern India	Ramgarh	-	-	-	-	38,500	+ 200	- 500	- 1,000

All prices are basic, GST @ 18% extra. Ingot - 3.5"\*4.5", Commercial Grade, Billet - 100\*100

## Rebar (India)

Particular/Delivery	Size/Grade	Delivery	As On	Price	PRICE @ 18%GST	Change	1M	3M
Indian prices (in INR/MT)								
Exy-Delhi/NCR	12-32mm, BF Route, IS 1786 Fe 550D	Ex-Yard	23 Aug   16.53 IST	49,800	58,800	- 400	- 2,300	- 8,400
	12-32mm, BF Route, IS 1786 Fe 500D	Ex-Yard	23 Aug   16.53 IST	49,800	58,800	- 400	- 2,300	- 8,400
Exy-Durgapur	12-32mm BF Route, IS 1786 Fe 500D	Ex-Yard	23 Aug   16.53 IST	49,300	58,200	- 1,000	- 3,100	- 7,300
	12-32mm BF Route, IS 1786 Fe 550D	Ex-Yard	23 Aug   16.53 IST	49,300	58,200	- 1,000	- 3,100	- 7,300
Exy-Ahmedabad	12-32mm BF Route, IS 1786 Fe 500D	Ex-Yard	23 Aug   16.53 IST	49,600	58,500	- 700	- 2,700	- 8,200
	12-32mm BF Route, IS 1786 Fe 550D	Ex-Yard	23 Aug   16.53 IST	49,600	58,500	- 700	- 2,700	- 8,200
Exy-Mumbai	12-32mm, BF Route, IS 1786 Fe 500D	Ex-Yard	23 Aug   16.53 IST	49,600	58,500	- 300	- 2,100	- 8,400
	12-32mm, BF Route, IS 1786 Fe 550D	Ex-Yard	23 Aug   16.53 IST	49,600	58,500	- 300	- 2,100	- 8,400
Exy-Bangalore	12-32mm, BF Route, IS 1786 Fe 500D	Ex-Yard	23 Aug   16.53 IST	50,500	59,600	- 500	- 2,200	- 8,000
	12-32mm, BF Route, IS 1786 Fe 550D	Ex-Yard	23 Aug   16.53 IST	50,500	59,600	- 500	- 2,200	- 8,000
Exy-Chennai	12-32mm, BF Route, IS 1786 Fe 500D	Ex-Yard	23 Aug   16.53 IST	50,200	59,200	- 1,000	- 2,300	- 8,400
	12-32mm, BF Route, IS 1786 Fe 550D	Ex-Yard	23 Aug   16.53 IST	50,200	59,200	- 1,000	- 2,300	- 8,400
Exy-Hyderabad	12-32mm, BF Route, IS 1786 Fe 500D	Ex-Yard	23 Aug   16.53 IST	49,400	58,300	- 800	- 2,500	- 8,900
	12-32mm, BF Route, IS 1786 Fe 550D	Ex-Yard	23 Aug   16.53 IST	49,400	58,300	- 800	- 2,500	- 8,900
Indian prices (in INR/MT)								
Ex-Delhi/NCR	12-25mm, IF Route, Fe 500, IS 1786	Ex-Works	26 Aug   13.26 IST	45,400	53,600	+ 200	- 1,300	- 6,300
Ex-Jaipur	12-25mm IF route, Fe 500, IS 1786	Ex-Works	26 Aug   13.26 IST	44,100	52,000	+ 200	- 1,300	- 7,200
Ex-Mandi Gobindgarh	12-25mm, IF Route, Fe 500, IS 1786	Ex-Works	26 Aug   13.26 IST	46,400	54,800	0	- 1,200	- 6,000
Ex-Muzaffarnagar	12-25mm, IF Route, Fe 500, IS 1786	Ex-Works	26 Aug   13.26 IST	44,300	52,300	+ 200	- 1,100	- 6,900
Ex-Durgapur	12-25mm, IF Route, Fe 500D, IS 1786	Ex-Works	26 Aug   17.44 IST	43,000	50,700	+ 300	- 1,100	- 7,300
	12-25mm, IF Route, Fe 500, IS 1786	Ex-Works	26 Aug   17.44 IST	40,900	48,300	+ 300	- 1,100	- 7,300
Ex-Rourkela	12-25mm, IF Route, Fe 500, IS 1786	Ex-Works	26 Aug   13.26 IST	41,500	49,000	0	0	- 7,500
	12-25mm, IF Route, Fe 500D, IS 1786	Ex-Works	26 Aug   13.26 IST	48,500	57,200	0	+ 700	- 4,800
Ex-Raigarh	12-25mm, IF Route, Fe 500, IS 1786	Ex-Works	26 Aug   17.44 IST	41,100	48,500	+ 100	- 400	- 7,600
Ex-Raipur	12-25mm, IF Route, Fe 500, IS 1786	Ex-Works	26 Aug   17.44 IST	41,600	49,100	+ 200	- 100	- 7,500
	12-25mm, IF Route, Fe 500D, IS 1786	Ex-Works	26 Aug   13.26 IST	44,300	52,300	0	- 200	- 7,700
Ex-Ahmedabad	12-25mm, IF Route, Fe 500, IS 1786	FOR	24 Aug   13.36 IST	44,900	53,000	0	- 1,300	- 6,600

Ex-Goa	12-25mm, IF Route, Fe 500, IS 1786	Ex-Works	26 Aug   13.26 IST	46,400	54,800	0	- 600	- 5,800
Ex-Jalna	12-25mm, IF Route, Fe 500, IS 1786	Ex-Works	26 Aug   13.26 IST	44,700	52,700	0	- 100	- 8,700
Ex-Mumbai	12-25mm, IF Route, Fe 500, IS 1786	Ex-Works	26 Aug   13.26 IST	45,800	54,000	0	+ 1,400	- 6,900
Ex-Bangalore	12-25mm, IF Route, Fe 550D, IS 1786	Ex-Works	26 Aug   13.26 IST	49,800	58,800	0	+ 500	- 4,800
	12-25mm, IF Route, Fe 550, IS 1786	Ex-Works	26 Aug   13.26 IST	46,500	54,900	0	+ 400	- 5,500
Ex-Chennai	12-25mm, IF Route, Fe 500, IS 1786	Ex-Works	26 Aug   13.26 IST	46,200	54,500	0	- 1,300	- 5,600
Ex-Hyderabad	12-25mm, IF Route, Fe 500, IS 1786	Ex-Works	26 Aug   13.26 IST	43,500	51,300	0	0	- 7,000
Ex-Patna	12-25mm IF route, Fe 500, IS 1786	Ex-Works	26 Aug   13.26 IST	42,400	50,000	0	- 1,200	- 7,600

## Structure (Medium & Small Scale Producers) (India)

Region/Zone	Particular	40 ANGLE	Change	1M	75 CHANNEL	Change	1M	200 BEAM	Change	1M
Indian prices (in INR/MT)										
North India	Ghaziabad	-	-	-	-	-	-	49,200	0	- 200
East India	Durgapur	43,800	0	- 900	43,800	0	- 900	44,550	0	- 700
Central India	Raipur	-	-	-	44,200	0	- 500	-	-	-
West India	Ahmedabad	46,000	0	- 1,100	46,000	0	- 1,100	-	-	-
West India	Mumbai	48,100	0	0	48,900	0	0	-	-	-
South India	Hyderabad	46,900	0	- 600	46,500	0	- 600	-	-	-

Indian Structure price assessment frequency has been increased from weekly to daily basis, All prices are basic, Commercial Grade, Basic Price GST @ 18% extra

## Wire Rod (India)

Particular	Size/Grade	Raipur	Change	W-O-W	Durgapur	Change	W-O-W
Indian prices (in INR/MT)							
SWRY 14 LC Gr 3, Induction route	5.5 mm	42,300	+ 200	- 400	42,000	+ 400	- 200
HB Wire, Induction route	12 Gauge	44,800	+ 200	- 400	44,500	+ 400	- 200
GI Wire, Induction route	12 Gauge	48,900	0	- 300	52,000	+ 400	- 300
Binding Wire, Induction route	20 Gauge	50,800	0	- 500	51,000	+ 400	- 200
Barbed Wire, Induction route	12*12 Gauge	50,900	0	- 300	55,000	+ 400	- 200

Daily Assessment, Commercial Grade, Basic Price GST @ 18% extra

## HRC (India)

Particular/Delivery	Size/Grade	Delivery	As On	Price	Change	1M	3M
Indian prices (in INR/MT)							
Delhi	2.5-8mm / CTL, IS2062, Gr E250 Br.	Ex-stockyard	23 Aug   18.05 IST	50,400	0	- 1,100	- 4,200
Faridabad	2.5-8mm / CTL, IS2062, Gr E250 Br.	Ex-stockyard	23 Aug   18.05 IST	50,200	0	- 1,300	- 3,650
	2.5-8mm / CTL, IS2062, Gr E350 Br.	Ex-stockyard	23 Aug   18.05 IST	53,200	0	- 1,300	- 3,650
Ludhiana	1.8mm / CTL, IS2062, Gr E250 Br.	Ex-stockyard	23 Aug   18.05 IST	51,700	0	- 1,300	- 3,650
	2.5-8mm / CTL, IS2062, Gr E250 Br.	Ex-stockyard	23 Aug   18.05 IST	51,000	0	- 1,800	- 3,250
Kolkata	2.5-8mm / CTL, IS2062, Gr E250 Br.	Ex-stockyard	23 Aug   18.05 IST	48,500	0	- 2,300	- 4,400
Ahmedabad	2.5-8mm / CTL, IS2062, Gr E250 Br.	Ex-stockyard	23 Aug   18.05 IST	51,000	- 400	- 1,800	- 3,700
	2.5-8mm / CTL, IS2062, Gr E250 Br.	Ex-stockyard	23 Aug   18.05 IST	50,300	0	- 1,200	- 3,600
Mumbai	2.5-8mm / CTL, IS2062, Gr E350 Br.	Ex-stockyard	23 Aug   18.05 IST	53,300	0	- 1,100	- 3,600
	1.8mm / CTL, IS2062, Gr E250 Br.	Ex-stockyard	23 Aug   18.05 IST	51,800	0	- 1,200	- 3,550
Bangalore	2.5-8mm / CTL, IS2062, Gr E250 Br.	Ex-stockyard	23 Aug   18.05 IST	52,700	0	- 1,650	- 3,800
Chennai	2.5-8mm / CTL, IS2062, Gr E250 Br.	Ex-stockyard	23 Aug   18.05 IST	50,500	0	- 2,250	- 5,400
	1.8mm / CTL, IS2062, Gr E250 Br.	Ex-stockyard	23 Aug   18.05 IST	52,300	0	- 2,000	- 5,100
Hyderabad	2.5-8mm / CTL, IS2062, Gr E250 Br.	Ex-stockyard	23 Aug   18.05 IST	50,400	- 500	- 1,850	- 2,800

Weekly Assessment, Commercial Grade, \*Basic Price GST @ 18% extra.,

## CRC (India)

Particular/Delivery	Size/Grade	Delivery	As On	Price	Change	1M	3M
Indian prices (in INR/MT)							
Delhi	0.90mm / CTL, IS 513, CR1	Ex-stockyard	23 Aug   18.10 IST	58,000	0	- 1,250	- 2,900
Faridabad	0.90mm / CTL, IS 513, CR1	Ex-stockyard	23 Aug   18.10 IST	57,700	0	- 1,300	- 2,500
	0.5mm / CTL, IS 513, CR1	Ex-stockyard	23 Aug   18.10 IST	59,200	0	- 1,300	- 2,500
Ludhiana	0.90mm / CTL, IS 513, CR1	Ex-stockyard	23 Aug   18.10 IST	58,000	0	- 1,500	- 2,550
Kolkata	0.90mm / CTL, IS 513, CR1	Ex-stockyard	23 Aug   18.10 IST	54,800	0	- 2,400	- 3,700
Ahmedabad	0.90mm / CTL, IS 513, CR1	Ex-stockyard	23 Aug   18.10 IST	57,800	- 200	- 2,000	- 3,350

Mumbai	0.5mm / CTL, IS 513, CR1	Ex-stockyard	23 Aug   18.10 IST	58,800	0	-1,650	-3,400
	0.90mm / CTL, IS 513, CR1	Ex-stockyard	23 Aug   18.10 IST	57,400	0	-1,750	-3,300
Bangalore	0.9mm / CTL, IS 513, CR1	Ex-stockyard	23 Aug   18.10 IST	60,500	0	-2,500	-2,850
Chennai	0.5mm / CTL, IS 513, CR1	Ex-stockyard	23 Aug   18.10 IST	63,000	0	-550	-1,900
	0.90mm / CTL, IS 513, CR1	Ex-stockyard	23 Aug   18.10 IST	61,500	0	-550	-1,900
Hyderabad	0.90mm / CTL, IS 513, CR1	Ex-stockyard	23 Aug   18.10 IST	59,000	-600	-2,250	-3,800

Weekly Assessment, Commercial Grade, \*Basic Price GST @ 18% extra.,

## HR Plate (India)

Particular/Delivery	Size/Grade	Delivery	As On	Price	Change	1M	3M
Indian prices (in INR/MT)							
Delhi	60-100mm, Gr E350 Br.	Ex-stockyard	21 Aug   18.32 IST	61,900	-300	-2,400	-4,600
	5-10mm, Gr E350 Br.	Ex-stockyard	21 Aug   18.32 IST	54,000	-500	-1,300	-4,200
	20-40mm, Gr E350 Br.	Ex-stockyard	21 Aug   18.32 IST	58,200	-500	-2,000	-3,900
	60-100mm, Gr E250 Br.	Ex-stockyard	21 Aug   18.32 IST	58,400	-300	-2,400	-4,400
	5-10mm, Gr E250 Br.	Ex-stockyard	21 Aug   18.32 IST	50,500	-500	-1,300	-4,100
	20-40mm, Gr E250 Br.	Ex-stockyard	21 Aug   18.32 IST	54,700	-500	-2,200	-3,700
Mumbai	20-40mm, Gr E350 Br.	Ex-stockyard	21 Aug   18.32 IST	58,000	-700	-2,100	-3,400
	60-100mm, Gr E250 Br.	Ex-stockyard	21 Aug   18.32 IST	58,300	-1,200	-2,500	-3,800
	5-10mm, Gr E250 Br.	Ex-stockyard	21 Aug   18.32 IST	50,500	-500	-2,200	-4,500
	20-40mm, Gr E250 Br.	Ex-stockyard	21 Aug   18.32 IST	54,500	-800	-2,300	-3,500
	60-100mm, Gr E350 Br.	Ex-stockyard	21 Aug   18.32 IST	61,800	-1,000	-2,400	-3,900
	5-10mm, Gr E350 Br.	Ex-stockyard	21 Aug   18.32 IST	54,000	-500	-2,300	-4,300

Weekly Assessment, Commercial Grade, Basic Price GST @ 18% extra

## GP (India)

Indian prices (in INR/MT)							
Delhi	0.7mm / CTL, 120 GSM, IS277	Ex-stockyard	22 Aug   19.07 IST	60,200	-400	-3,200	-5,700
	0.6mm / CTL, 120 GSM, IS277	Ex-stockyard	22 Aug   19.07 IST	61,500	-700	-3,500	-5,900
Mumbai	0.8mm / CTL, 120 GSM, IS277	Ex-stockyard	22 Aug   19.07 IST	60,300	-900	-2,800	-4,500
	0.6mm / CTL, 120 GSM, IS277	Ex-stockyard	22 Aug   19.07 IST	61,800	-900	-2,800	-4,500
Chennai	0.8-1.6mm / CTL, 120gsm, IS277	Ex-stockyard	22 Aug   19.07 IST	63,800	0	-2,200	-6,800
	0.6mm / CTL, 120 GSM, IS277	Ex-stockyard	22 Aug   19.07 IST	65,300	0	-2,200	-6,800
Hyderabad	0.8mm / CTL, 120 GSM, IS277	Ex-stockyard	22 Aug   19.07 IST	64,300	-700	-2,400	-4,300
	0.6mm / CTL, 120 GSM, IS277	Ex-stockyard	22 Aug   19.07 IST	65,800	-700	-2,400	-4,300

## PPGI (India)

Particular/Delivery	Size/Grade	Delivery	As On	Price	Change	1M	3M
Indian prices (in INR/MT)							
Delhi	0.5mm / CTL, 90 GSM, IS14246	Ex-stockyard	22 Aug   18.57 IST	70,000	-500	-2,700	-4,900
Mumbai	0.5mm / CTL, 90 GSM, IS14246	Ex-stockyard	22 Aug   18.57 IST	68,800	-1,200	-2,900	-5,400

## MS Pipes (India)

Indian prices (in INR/MT)							
Ex-Raipur	41-60 OD (Patra Based)	Ex-works	26 Aug   16.18 IST	41,800	+200	-900	-7,200
Ex-Mandi Gobindgarh	41-60 OD (Patra Based)	Ex-works	26 Aug   16.18 IST	44,000	0	-2,100	-6,100
Exy-Delhi	2.2-6mm, IS 1239,IS 1161 (HR Coil Based)	Ex-Yard	21 Aug   17.44 IST	56,000	0	-1,500	-5,000
Exy-Raipur	2.2-6mm, IS 1239,IS 1161 (HR Coil Based)	Ex-Yard	21 Aug   17.44 IST	55,000	0	-2,000	-4,500
Exy-Mumbai	2.2-6mm, IS 1239,IS 1161 (HR Coil Based)	Ex-Yard	21 Aug   17.44 IST	55,000	0	-1,500	-5,500
Exy-Pune	2.2-6mm, IS 1239,IS 1161 (HR Coil Based)	Ex-Yard	21 Aug   17.44 IST	55,000	0	-1,500	-5,500
Exy-Bangalore	2.2-6mm, IS 1239,IS 1161 (HR Coil Based)	Ex-Yard	21 Aug   17.44 IST	55,500	0	-1,500	-4,000
Exy-Hyderabad	2.2-6mm, IS 1239,IS 1161 (HR Coil Based)	Ex-Yard	21 Aug   17.44 IST	55,500	0	-1,500	-4,000

## Billet (Global)

Particular/Delivery	Size/Grade	Delivery	As On	Price	Change	1M	3M
Global prices (in USD/MT)							
FOB India	150*150, 3SP/4SP	-	23 Aug   18.59 IST	\$490	0	0	-10
FOB Iran	130*130, 3SP	-	23 Aug   18.59 IST	\$465	0	-13	-13
FOB Russia	130*130, 3SP	-	23 Aug   18.59 IST	\$470	0	-25	-28
CNF Nepal	100*100, IS 2831 (IF Grade)	-	23 Aug   18.57 IST	\$485	-4	-5	-69.5
CNF Philippines	150*150, 3SP	-	23 Aug   18.57 IST	\$463	-2	-27	-62
CNF Turkey	120*120	-	23 Aug   18.57 IST	\$485	0	-27.5	-35

Weekly Assessment

## Rebar (Global)



Particular/Delivery	Size/Grade	Delivery	As On	Price	Change	1M	3M
Global prices (in USD/MT)							
FOB Turkey	12-32mm, Commercial	-	23 Aug   13.29 IST	\$573	-4	-7	-5

## Wire Rod (Global)

Particular/Delivery	Size/Grade	Delivery	As On	Price	Change	1M	3M
Global prices (in USD/MT)							
CNF Nepal	5.5-6.0mm, Commercial Grade	-	24 Aug   13.10 IST	\$530	0	0	-62
	6-8 mm, ASTM A510 SAE 1008	-	24 Aug   13.10 IST	\$585	0	0	NA

## HRC (Global)

Particular/Delivery	Size/Grade	Delivery	As On	Price	Change	1M	3M
Global prices (in USD/MT)							
CNF Bangladesh	2mm, SAE 1006 (China origin)	-	20 Aug   18.22 IST	\$505	-25	-40	-80
CNF Dubai	2mm, SAE1006 (India origin), SAE1006	-	23 Apr   18.30 IST	\$595	0	NA	NA
CNF Europe	3-4mm, S235JR	-	20 Aug   18.22 IST	\$510	-25	-45	-85
	3mm+, S275	-	20 Aug   18.22 IST	\$620	-30	-30	NA
CNF India	2-12 mm, SS400 (China Origin)	-	20 Aug   18.22 IST	\$495	-25	-45	-80
	3mm, SS400 (South Korea Origin)	-	16 Jul   18.40 IST	\$570	-30	NA	-30
CNF Nepal	2mm, SAE1006 (India origin), SAE1006	-	20 Aug   18.22 IST	\$565	-15	-35	NA
CNF Pakistan	2mm, SS400 (China origin), SS400	-	20 Aug   18.22 IST	\$480	-25	-50	-85
	2mm, SS400 (Japan origin), SS400	-	28 May   18.42 IST	\$585	0	NA	0
CNF UAE	2mm, SAE1006 (China Origin)	-	20 Aug   18.22 IST	\$510	-17	-40	-73
	2 mm, SAE 1006 (Formosa, skin pass)	-	16 Aug   13.35 IST	\$534	-41	NA	NA
	2-20mm, SAE 1006 (India Origin)	-	09 Apr   18.25 IST	\$567	0	NA	NA
CNF Vietnam	2-3mm, SAE 1006 (China Origin)	-	20 Aug   18.22 IST	\$500	-10	-25	-65
	Thickness - 2-6 mm, Width - 1.1-1.3m	-	01 Aug   17.51 IST	\$530	-25	NA	NA
FOB Black Sea	3mm, SAE1006	-	20 Aug   18.32 IST	\$495	-20	-50	-67
FOB China	3-12mm, SS400	-	20 Aug   18.32 IST	\$455	-25	-45	-85
FOB India	2.5 mm, SAE1006	-	23 Apr   18.30 IST	\$560	0	NA	NA
FOB Japan	2mm, SS400	-	13 Aug   18.46 IST	\$530	-10	-10	-35
FOB South Korea	1.6-2.5mm, SAE 1006	-	13 Aug   18.46 IST	\$520	-30	NA	-50

## CRC (Global)

Particular/Delivery	Size/Grade	Delivery	As On	Price	Change	1M	3M
Global prices (in USD/MT)							
FOB China	0.90mm, SPCC	-	21 Aug   18.38 IST	\$520	-15	-40	-90
FOB India	0.9 mm, IS 513 Gr.O	-	21 Aug   18.38 IST	\$665	-10	-10	NA
FOB Russia	0.90mm, SPCC	-	21 Aug   18.38 IST	\$590	-17	-47	-65

## HR Plate (Global)

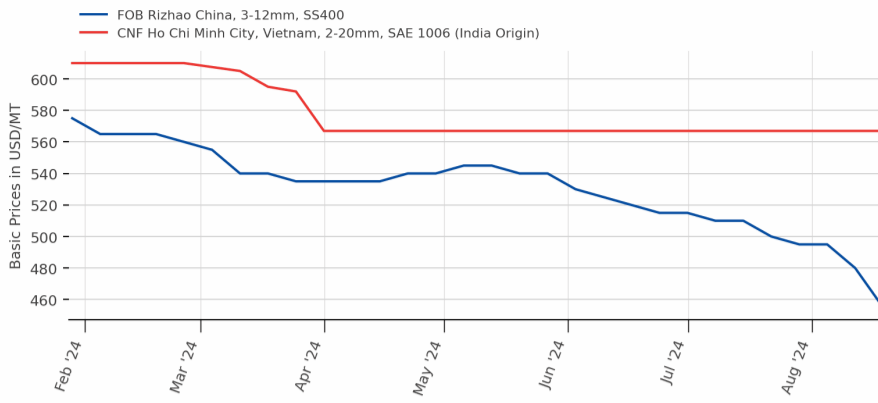
Particular/Delivery	Size/Grade	Delivery	As On	Price	Change	1M	3M
Global prices (in USD/MT)							
FOB China	5-10mm, SS 400	-	21 Aug   18.43 IST	\$480	-20	-45	-75

## GP (Global)

Particular/Delivery	Size/Grade	Delivery	As On	Price	Change	1M	3M
Global prices (in USD/MT)							
FOB China	DX51D+z80, Width 1,000-1,500 mm, thickness 0.5-2mm	-	22 Aug   18.00 IST	\$570	-20	-45	-90
FOB India	Width 900-1250mm, thickness 0.50mm, DX51D+z80, BS EN 10142:2000	-	22 Aug   18.00 IST	\$745	0	-5	NA

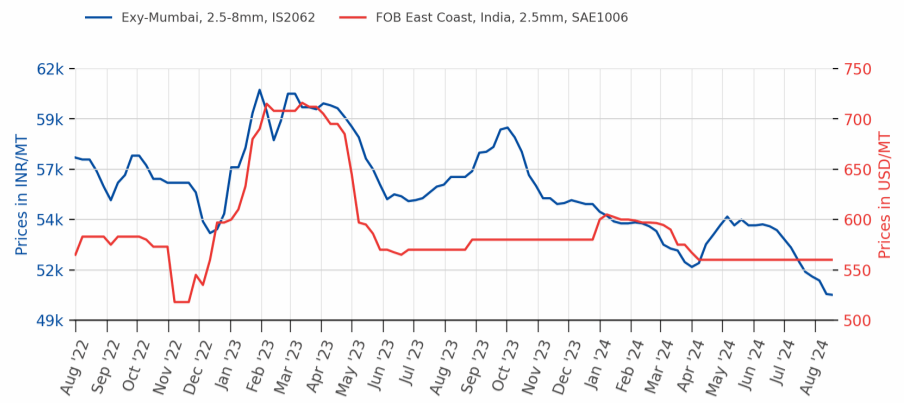
Note:- W-O-W: Week On Week, 1M: Change over last month, 3M: Change over last 3 months

### HRC



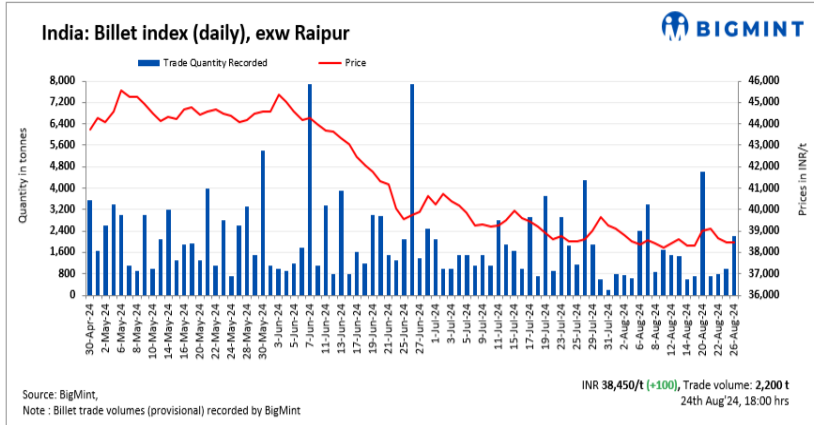
Source:BigMint

### Prices of HRC Exy Mumbai/FOB India



Source:BigMint

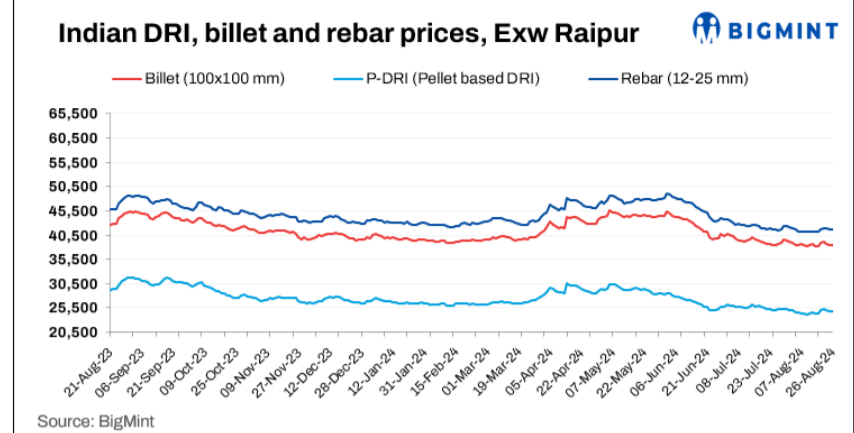




**India: BigMint's billet index inches up by INR 100/t amid improved buying- 26 Aug**

2024-08-26


[READ MORE](#)



**Indian DRI, billet and rebar update - 26 Aug**

2024-08-26

[READ MORE](#)



**India's Brand-wise Rebar Offers from BF and IF route mills -26 Aug**

2024-08-26

[READ MORE](#)



**China's steel 'capacity swaps' scheme halted pending new guidelines**

2024-08-26

[READ MORE](#)

**India Steel Indices Table**

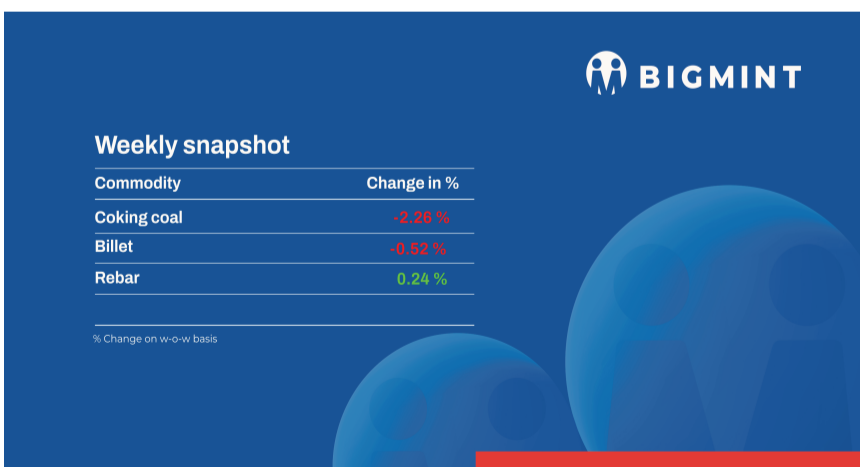
Indices as on Friday	23-Aug-24	16-Aug-24	09-Aug-24	02-Aug-24	26-Jul-24
India Rebar Index	126.9 +0.2%	126.6 -0.3%	127.1 -1.6%	129.1 +0.3%	128.8 -1.3%
India Wire Rod Index	144.1 -0.2%	144.4 -0.2%	144.7 -1.5%	146.8 -0.3%	147.3 -1.4%
India Structure Steel Index	133.3 +0.1%	133.2 -0.1%	133.3 -1.0%	134.7 +0.4%	134.2 -1.0%
India Steel Long Composite Index	131.9 +0.1%	131.8 -0.3%	132.1 -1.5%	134.1 +0.1%	133.9 -1.3%
India HRC Index	134.4 -0.3%	134.9 -1.0%	136.2 -0.9%	137.5 -1.0%	138.9 -1.1%
India CRC Index	136.1 -0.5%	136.7 -0.9%	138.0 -0.7%	138.9 -0.7%	139.9 -0.8%
India GP Index	128.2 -0.8%	129.3 -2.0%	131.9 -0.5%	132.7 -0.8%	133.7 -1.0%
India HR Plate Index	134.9 -1.0%	136.2 -0.8%	137.3 -0.1%	137.4 -1.5%	139.6 -2.3%
India Flat Steel Composite Index	133.7 -0.5%	134.3 -1.1%	135.9 -0.7%	136.9 -1.0%	138.2 -1.1%
India Steel Composite Index	132.7 -0.2%	133.0 -0.7%	134.0 -1.1%	135.5 -0.4%	136.0 -1.2%

Index Base Year- 03 Jan'20 | Index Base Value- 100

**India's steel index continues to lose steam, dumping probe fails to spark off markets**

2024-08-26

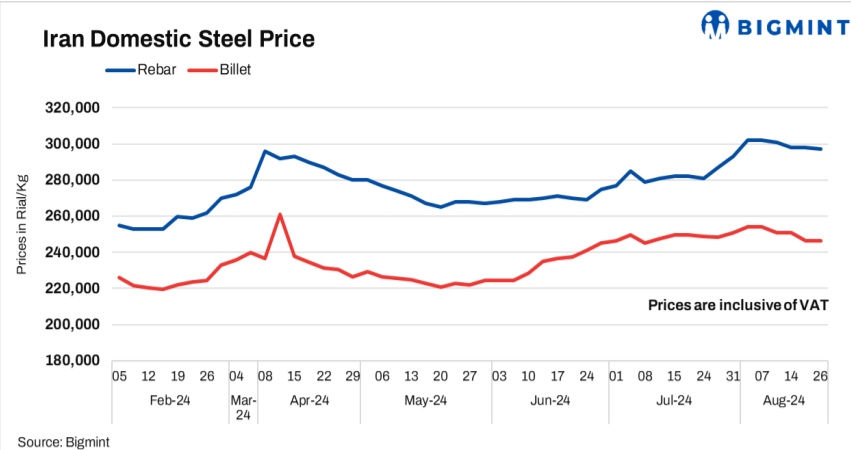
[READ MORE](#)



**Weekly round-up: Semi-finished steel prices soften as demand continues to weaken**

2024-08-26

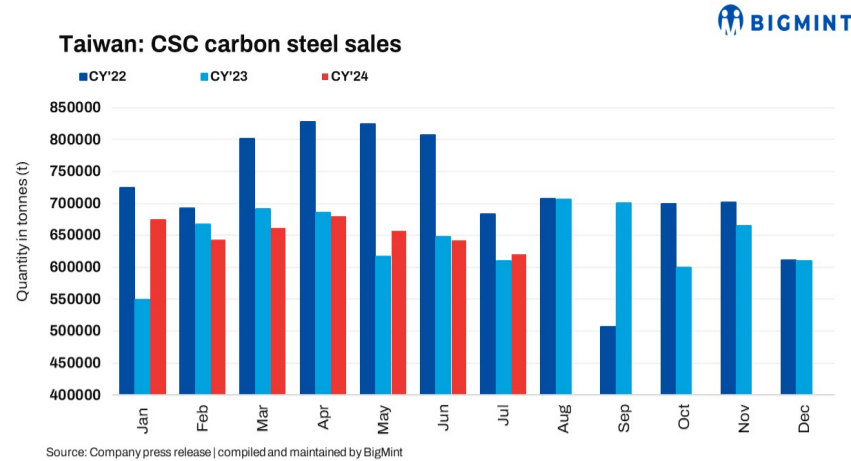
[READ MORE](#)



**Iran: Domestic billet, rebar prices remain under pressure on weak market sentiments**

2024-08-26

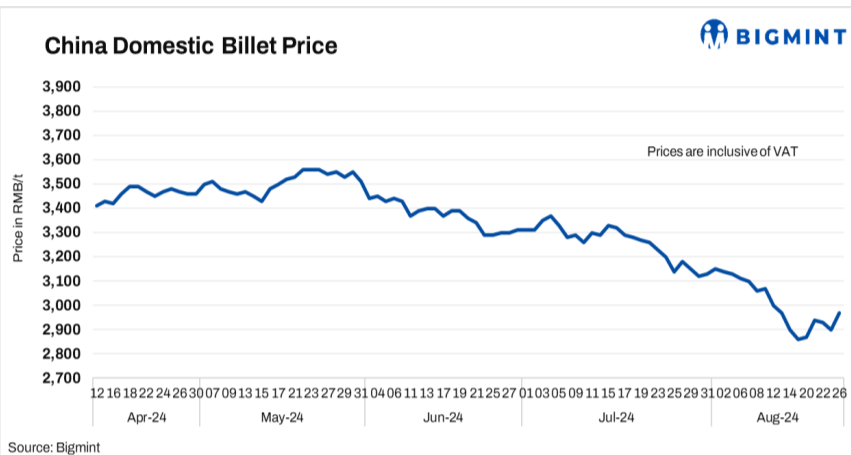
[READ MORE](#)



**Taiwan: CSC's steel sales increase 3% y-o-y in Jan-Jul'24**

2024-08-26

[READ MORE](#)



**China: Steel billet prices rise sharply by RMB 70/t (\$10/t)**

2024-08-26

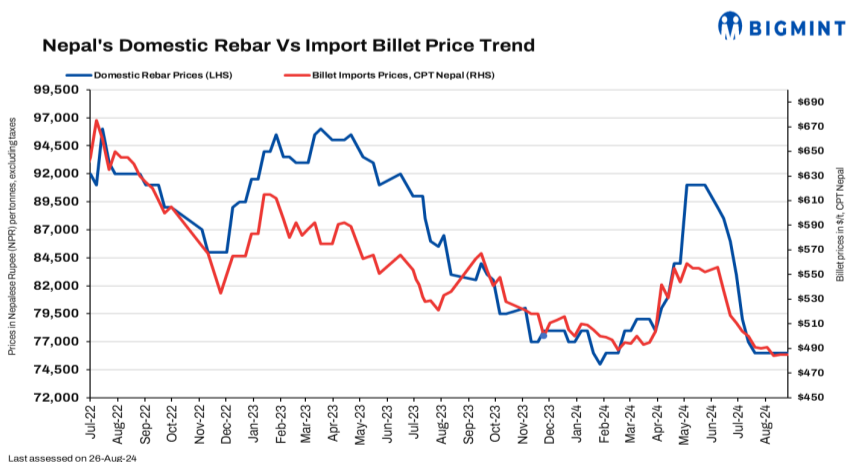
[READ MORE](#)



**China's rebar production falls 13% y-o-y in Jan-Jul'24**

2024-08-26

[READ MORE](#)



**Nepalese rebar offers remain stable amid sluggish domestic demand**

2024-08-26

[READ MORE](#)



**India: JSW Steel hikes rebar prices by INR 750/t (\$9/t)**

2024-08-24

[READ MORE](#)

## Ferro Alloy

### Manganese Ore (India)

Particular/Delivery	Size/Grade	Delivery	As On	Price	Change	1M	3M
Indian prices (in INR/MT)							
MOIL	6-80 mm, Lumps, Mn 46%	Ex-Mines	01 Aug   13.27 IST	28,175	-3,131	-3,131	NA
	Lumps, Lumps, Mn 44%, Fe 7%	Ex-Mines	01 Aug   13.27 IST	26,951	-2,995	-2,995	NA
	Lumps, Mn 37%, Fe 7.5%	Ex-Mines	01 Aug   13.27 IST	15,146	-5,601	-5,601	NA
	6-80 mm, Lumps, Mn 30%	Ex-Mines	01 Aug   13.27 IST	7,437	-2,751	-2,751	NA

Weekly Assessment, Prices Ex-Mines Basis Including Royalty

### Chrome Ore (India)

Particular/Delivery	Size/Grade	Delivery	As On	Price	Change	1M	3M
Indian prices (in INR/MT)							
Ex-Jajpur (OMC-eAuction)	Friable 54%+	Ex-Mines	21 Aug   18.29 IST	38,085	-202	NA	NA
	Friable 52-54%	Ex-Mines	21 Aug   18.29 IST	34,119	+1,935	NA	NA
	Friable 50-52%	Ex-Mines	21 Aug   18.29 IST	24,252	-521	NA	NA
	Lumps, Friable 48-50%	Ex-Mines	21 Aug   18.29 IST	23,721	-424	NA	NA

OMC E-Auction Prices Including Royalty

### Silico Manganese (India)

Particular/Delivery	Size/Grade	Delivery	As On	Price	Change	1M	3M
Indian prices (in INR/MT)							
Ex-Durgapur	10-150 mm, LC (Mn 55% min.)	Ex-Works	22 Aug   10.02 IST	84,300	-700	+1,300	-27,300
	10-150 mm, MC (Mn 53% min.)	Ex-Works	22 Aug   10.02 IST	79,400	-600	+1,700	-23,200
	10-50 MM, HC 60-14	Ex-Works	26 Aug   18.31 IST	68,500	0	-580	-23,900
	25-150 mm, HC 60-14	Ex-Works	26 Aug   18.31 IST	68,000	0	-580	-23,980
Ex-Raipur	25-150 mm, HC 60-14	Ex-Works	26 Aug   18.31 IST	68,400	0	-610	-24,640
Ex-Vizag	25-150 mm, HC 60-14	Ex-Works	26 Aug   18.31 IST	68,100	0	-380	-23,900

Weekly Assessment; All Prices are basic; GST @ 18% extra

### Ferro Manganese (India)

Particular/Delivery	Size/Grade	Delivery	As On	Price	Change	1M	3M
Indian prices (in INR/MT)							
Ex-Durgapur	10-150 mm, MC (Mn 70% min)	Ex-Works	22 Aug   10.03 IST	103,000	-2,000	-5,750	-30,400
	25-150 mm, HC 70%	Ex-Works	26 Aug   18.32 IST	74,300	0	-1,240	-22,840
Ex-Raipur	25-150 mm, HC 70%	Ex-Works	26 Aug   18.32 IST	74,500	0	-740	-22,440

Weekly Assessment; All Prices are basic; GST @ 18% extra

### Ferro Chrome (India)

Particular/Delivery	Size/Grade	Delivery	As On	Price	Change	1M	3M
Indian prices (in INR/MT)							
Ex-Durgapur	10-60 mm, LC 60%	Ex-Works	22 Aug   10.44 IST	219,000	0	-5,200	-12,600
Ex-Jajpur	10-150mm, HC 60%, Si- 4%	Ex-Works	23 Aug   10.30 IST	106,700	+3,600	-850	+800
	10-150mm, HC 60%, Si - 2%	Ex-Works	22 Aug   10.44 IST	109,000	+100	-5,000	-4,600

Weekly Assessment; All Prices are basic; GST @ 18% extra

### Ferro Silicon (India)

Particular/Delivery	Size/Grade	Delivery	As On	Price	Change	1M	3M
Indian prices (in INR/MT)							
Ex-Guwahati	25-150 mm, FeSi 70%	Ex-Works	26 Aug   18.33 IST	88,100	-500	-3,400	-10,500
Ex-Bhutan	25-150 mm, FeSi 70%	Ex-Works	26 Aug   18.33 IST	88,800	-200	-3,050	-9,400

Weekly Assessment; All Prices are basic; GST @ 18% extra

### Manganese Ore (Global)

Particular/Delivery	Size/Grade	Delivery	As On	Price	Change	1M	3M
Global prices (in USD/MT)							
CNF China	Lumps, Mn 37% (USD/dmtu)	-	24 Aug   11.09 IST	\$3.86 /dmtu	-0.01	-0.64	-2.44
	Lumps, Mn 44% (USD/dmtu)	-	24 Aug   11.10 IST	\$6.06 /dmtu	+0.04	-2.91	-2.24



<b>CNF India</b>	Lumps, Mn 37%, (South African origin) (USD/dmtu)	-	24 Aug   11.09 IST	\$4 /dmtu	0	-0.65	-2.45
	Lumps, Mn 44% (USD/dmtu)	-	24 Aug   11.09 IST	\$6.2 /dmtu	+0.05	-2.9	-2.25
	Lumps, Mn 46%, (USD/dmtu)	-	24 Aug   11.09 IST	\$6.65 /dmtu	+0.05	-3.05	-2.35

Weekly Assessment

## Chrome Ore (Global)

Global prices (in USD/MT)							
<b>CNF China</b>	Conc 40-42%, S. Africa	-	20 Aug   17.32 IST	\$315	+5	-5	0
	Conc 46-48%, Turkish	-	20 Aug   17.32 IST	\$420	-5	-15	+10

Weekly Assessment

## Silico Manganese (Global)

Global prices (in USD/MT)							
<b>FOB India</b>	25-150 mm, HC 60-14	-	26 Aug   18.30 IST	\$825	0	-11	-298.4
	25-150 mm, HC 65-16	-	26 Aug   18.30 IST	\$954	-4	-12.8	-282.4

Weekly Assessment

## Ferro Manganese (Global)

Global prices (in USD/MT)							
<b>FOB India</b>	25-150 mm, HC 70%	-	26 Aug   18.33 IST	\$905	-7	-34.2	-230.2
	25-150 mm, HC 75%	-	26 Aug   18.33 IST	\$972	-12	-40.2	-265

Weekly Assessment

## Ferro Chrome (Global)

Global prices (in USD/MT)							
<b>CNF China</b>	10-150mm, HC 60% (cents/lb)	-	21 Aug   10.10 IST	¢95.5 /lb	0	-2.5	-4
<b>CNF Japan</b>	10-50mm, HC 60% (cents/lb)	-	21 Aug   10.10 IST	¢100 /lb	0	-2.5	-8
<b>CNF South Korea</b>	10-50mm, HC 60% (cents/lb)	-	21 Aug   10.10 IST	¢99 /lb	0	-2	-3

Weekly Assessment

## Ferro Silicon (Global)

Global prices (in USD/MT)							
<b>FOB China</b>	10-50 mm, FeSi 75%	-	26 Aug   18.34 IST	\$1,325	0	+25	+65
<b>FOB India</b>	10-50 mm, FeSi 70%	-	26 Aug   18.34 IST	\$1,155	+25	-45	-135

Weekly Assessment



## Non Ferrous

### Aluminium (India)

Particular/Delivery	Size/Grade	Delivery	As On	Price	Change	1M	3M
Indian prices (in INR/MT)							
Aluminium Tense Scrap, Exy-Delhi	Solid (Loose)	Ex-Yard	26 Aug   16.39 IST	177,000	+ 1,000	+ 2,000	- 11,000
Aluminium Ingot P1020, Exy-Delhi	Ingot EC Grade 99.70%	Ex-Yard	26 Aug   16.39 IST	245,000	+ 1,000	+ 18,500	- 21,000
Aluminium Ingot ADC12, Exw-Delhi NCR	Automobile OEM Approved	Exw-Delhi NCR	07 Aug   17.22 IST	219,000	- 2,000	- 2,000	+ 500
	Non-OEM	Ex-Works	21 Aug   17.27 IST	208,000	+ 1,000	- 2,000	- 8,000
Aluminium Extrusion Scrap, Exy-Delhi	6063 & 6061 (Mix)	Ex-Yard	26 Aug   16.39 IST	192,000	+ 1,000	+ 2,000	- 1,000
Aluminium Taint Tabor Scrap, Exy-Delhi	Loose	Ex-Yard	26 Aug   16.39 IST	181,000	+ 1,000	+ 3,000	- 9,000
Aluminium Utensil Scrap, Exy-Delhi	Loose	Ex-Yard	26 Aug   16.39 IST	182,000	+ 1,000	+ 2,000	- 7,000
Aluminium Utensil Scrap, Exy-Mumbai	Utensil (Loose)	DAP	26 Aug   16.39 IST	190,000	+ 2,000	+ 3,000	+ 3,000
Aluminium Ingot P1020, Exy-Mumbai	Ingot EC Grade 99.70%	Ex-Yard	26 Aug   16.39 IST	235,000	+ 4,000	+ 17,000	- 11,000
Aluminium Extrusion Scrap, Exy-Mumbai	6063 (Loose)	Ex-Yard	26 Aug   16.39 IST	204,000	0	+ 10,000	+ 1,000
Aluminium Ingot ADC12, Exw-Chennai	Automobile OEM Approved	Exw-Chennai	07 Aug   17.22 IST	218,000	- 1,000	- 1,000	NA
	Non-OEM	Ex-Works	21 Aug   17.27 IST	210,000	+ 1,000	- 2,000	NA
Aluminium Tense Scrap, Exy-Chennai	Solid (Loose)	Ex-Yard	26 Aug   16.39 IST	178,000	+ 1,000	+ 2,000	NA

### Aluminium (Global)

Particular/Delivery	Size/Grade	Delivery	As On	Price	Change	1M	3M
Global prices (in USD/MT)							
Aluminium Extrusion Scrap, CFR Nhava Sheva, Middle East	6063 (Briquetted)	-	20 Aug   17.05 IST	\$2,300	+ 30	- 60	- 260
Aluminium Taint Tabor Scrap, CFR Nhava Sheva, Middle East	Briquetted, Clean	-	20 Aug   17.05 IST	\$2,090	+ 40	0	- 140
Aluminium Taint Tabor, CFR Nahva Sheva, UK	Cut and sheared 9-10% attachment	-	20 Aug   17.05 IST	\$1,760	+ 30	- 40	- 150
Aluminium Taint Tabor, CFR Nahva Sheva, US	HRB, Attachment 3%	-	20 Aug   17.05 IST	\$1,910	+ 40	- 20	- 130
Aluminium Talk Scrap, CFR Nhava Sheva, Middle East	Solid (Clean)	-	20 Aug   17.05 IST	\$4,600	+ 130	- 40	- 670
Aluminium Talk, CFR Nahva Sheva, US	Solid (Clean)	-	20 Aug   17.05 IST	\$4,900	+ 210	+ 80	- 640
Aluminium Tense Scrap, CFR Nhava Sheva, Middle East	Attachments 8-9%, Mix	-	20 Aug   17.05 IST	\$1,780	+ 50	- 10	- 150
Aluminium Tense, CFR Nahva Sheva, US	Attachments 6-7%	-	20 Aug   17.05 IST	\$1,850	+ 70	- 25	- 120
Aluminium Wheel Scrap, CFR Nahva Sheva, UK	Solid (Loose)	-	20 Aug   17.05 IST	\$2,300	+ 70	+ 40	- 190
Aluminium Zorba 95-5, CFR Nhava Sheva, UK	20 mm, Solid (Shredded)	-	20 Aug   17.05 IST	\$2,000	+ 50	0	- 150
Silicon Metal, CFR Mundra, China	Grade 553 Si- 98.5%	-	20 Aug   17.05 IST	\$1,740	0	- 100	- 260

### Copper (India)

Particular/Delivery	Size/Grade	Delivery	As On	Price	Change	1M	3M
Indian prices (in INR/MT)							

<b>Copper Secondary CC Wire Rods, Exw-Delhi</b>	8 mm, Cu 99% min	Ex-works	26 Aug   16.42 IST	790,000	+ 5,000	- 800	- 71,400
<b>Copper Primary CC Wire Rods, Exw-Delhi</b>	8 mm, Cu 99.99%	Ex-works	26 Aug   16.42 IST	825,000	+ 5,000	+ 7,500	- 68,000
<b>Copper Armature Scrap, Exy-Delhi</b>	Cu 99%	Ex-Yard	26 Aug   16.42 IST	738,000	+ 3,000	- 8,600	- 74,400
<b>Copper Primary CC Wire Rods (CCR), Exy-Mumbai</b>	8 mm, Cu 99.99%	Ex-Yard	26 Aug   16.42 IST	838,000	+ 12,000	+ 26,200	- 54,400
<b>Copper Armature Scrap, Exy-Mumbai</b>	Cu - 98%	DAP	26 Aug   16.42 IST	779,000	+ 5,000	+ 600	- 53,800
<b>Brass Honey Scrap, Exy-Mumbai</b>	Cu 63% Zn 33%	DAP	26 Aug   16.42 IST	513,000	+ 3,000	+ 10,000	- 33,400

## Zinc (India)

Particular/Delivery	Size/Grade	Delivery	As On	Price	Change	1M	3M
Indian prices (in INR/MT)							
<b>Zinc Special High Grade Ingot, Exw-Delhi</b>	Ingot, Zn 99.99%	Ex-works	26 Aug   16.34 IST	276,500	+ 1,500	+ 16,100	+ 5,500
<b>Zinc Special High Grade Ingot, Exy-Mumbai</b>	Ingot, Zn 99.995%	Ex-Yard	26 Aug   16.34 IST	275,000	+ 4,000	+ 18,800	+ 6,000

## Lead (India)

Particular/Delivery	Size/Grade	Delivery	As On	Price	Change	1M	3M
Indian prices (in INR/MT)							
<b>Lead Remelted Ingot, Exw-Delhi</b>	Ingot, Pb 99%	Ex-works	26 Aug   16.36 IST	185,000	0	- 2,400	- 4,800
<b>Lead Primary Ingot, Exw-Delhi</b>	Ingot, Pb 99.99%	Ex-works	26 Aug   16.36 IST	204,000	0	- 2,800	- 5,500
<b>Lead Primary Ingot, Exy-Mumbai</b>	Ingot, Pb 99.99%	Ex-Yard	26 Aug   16.36 IST	191,000	+ 1,000	- 2,400	- 4,800



**Non-ferrous updates: 26-08-2024**


Commodity	LME 3M (\$/t)	%Change	LME Stocks (t)	%Change	MCX (INR/t)	%Change	SHFE (RMB/t)	%Change
Aluminium	2,542	+2.50%	8,70,950	-0.40%	2,24,000	+0.95%	19,780	0.00
Nickel	16,758	+0.93%	1,16,616	+0.56%	14,06,000	+3.15%	1,29,120	-0.81%
Copper	9,288	+1.73%	3,15,575	-1.29%	8,14,000	+0.40%	73,540	-0.54%
Zinc	2,912	+1.89%	2,56,050	-0.31%	2,71,000	+0.69%	23,875	+0.84%
Lead	2,117	+3.12%	1,80,900	-0.86%	1,89,000	+0.58%	17,390	-0.83%

% Change d-o-d basis | Source: LME, MCX, SHFE

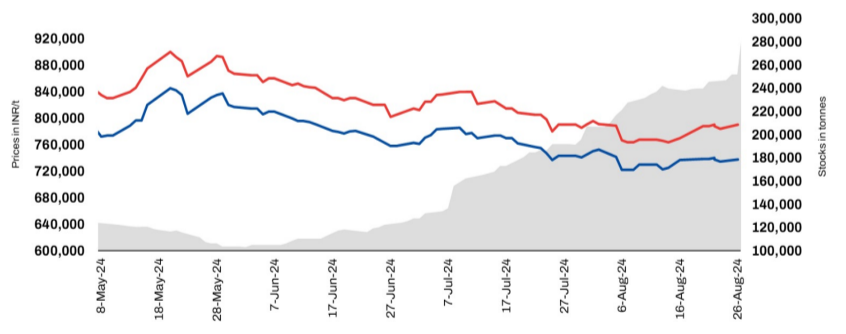
**LME base metals prices show positive trends; stocks witness negative flow**

2024-08-26

[READ MORE](#)



**India: Copper price trend ex-Delhi**



Source: BigMint

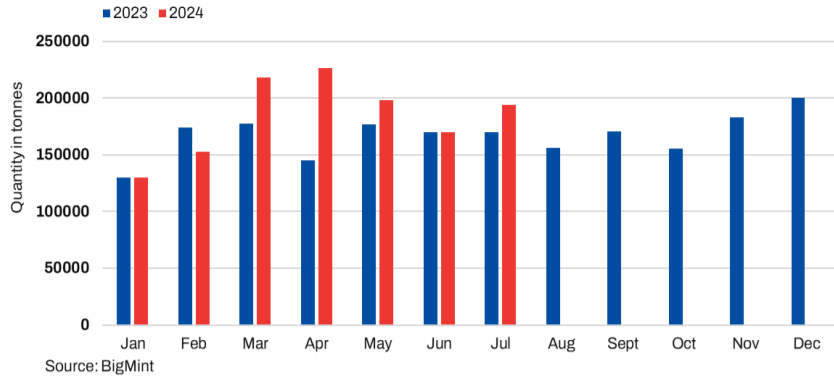
**India: Domestic copper prices surge d-o-d**

2024-08-26 18:56:55

[READ MORE](#)



### China: Copper scrap imports

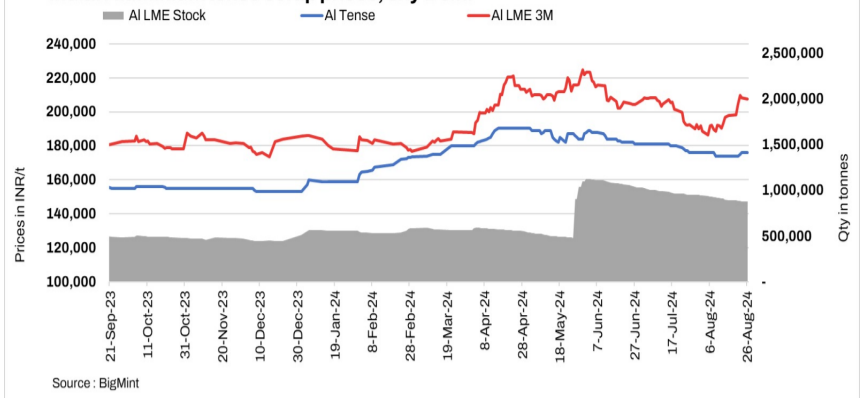


**China: Copper scrap imports rise 15% m-o-m in Jul'24**

2024-08-26 18:51:33

[READ MORE](#)

### India: Aluminium scrap prices, exy Delhi



**India: Aluminium scrap prices edge up**

2024-08-26 18:31:54

[READ MORE](#)

# India: BigMint's billet index inches up by INR 100/t amid improved buying- 26 Aug

26 Aug 2024

BigMint's billet index has inched up by INR 100/tonne (t), reaching INR 38,450/t exw-Raipur on 26 August, 2024.

The index saw a slight increase today, driven by influences from neighbouring markets and improved bookings in the semi-finished steel segment, which contributed to a rise in spot prices. However, buying activity in the finished steel segment remained moderate. Market participants are anticipating further improvements and increased buying in the near term. Around 2,200 t of deals were recorded on Monday, against 1,000 t on 24 August.

In Raipur, rebar prices increased by INR 200/t, with 1,200 t traded. Wire rod prices also rose by INR 200/t, with 650 t of transactions recorded. Additionally, sponge iron prices in Raipur climbed by INR 250/t.

The conversion spread from sponge iron (PDRI) to billets for the standalone furnaces in the region was recorded at INR 13,700/t.

### Rationale -

This index has been derived based on transactions, offers, bids and indicative price data sets. Transactions are considered as T1 and given a weightage of 50% whereas other data sets are

considered as T2 and given a weightage of the balance 50%.

- **Transactions (T1)** - Three trade at INR 38,400-38,500/t was recorded during the 2:30 pm to 5:30 pm BigMint trading window and considered for final price calculation as T1 inputs. The average of these transactions was INR 38,422/t which is given a 50% weightage in the final price calculation.
- **Other price indicators - bids/offers/indicative (T2)** - Ten offers were reported in the trading window and considered as T2 inputs. The average price of these ten was INR 38,506/t and given a 50% weightage in the final price calculation.

The final price of billet exw Raipur was at INR 38,464/t, rounded to INR 38,450/t exw.

From BigMint Team - While it would be our earnest endeavour, at BigMint, to bring about transparent and unbiased price index reporting, we would request all our readers and subscribers for their feedback and if they could participate in the reporting of more transactions.

For detailed methodology - [click here](#)

India Domestic Raipur Billet Trade Updates - 26 Aug'24							BIGMINT	
Participant	Industry Type	Trade Type	*Price (INR/t)	Delivery	Time of Deal/Call	Data Set	Outlier	
P1	Seller	Indicative	38,700	FOR	11:35	T2	Yes	
P2	Trader	Offer	38,500	EXW	11:38	T2	Yes	
P3	Trader	Offer	38,450	EXW	11:59	T2	Yes	
P4	Seller	Offer	38,500	EXW	12:46	T2	Yes	
P5	Seller	Offer	38,500	EXW	12:50	T2	Yes	
P6	Trader	Indicative	38,700	FOR	12:57	T2	Yes	
P7	Seller	Indicative	38,650	FOR	13:02	T2	Yes	
P8	Trader	Offer	38,500	EXW	13:07	T2	Yes	
P9	Seller	Offer	38,500	EXW	13:09	T2	Yes	
P10	Trader	Offer	38,500	EXW	13:11	T2	Yes	
P11	Trader	Indicative	38,450	EXW	15:08	T2	No	
P12	Trader	Offer	38,400	EXW	15:44	T2	Yes	
P13	Buyer	Offer	38,500	EXW	16:21	T2	No	
P14	Buyer	Indicative	38,450	EXW	16:25	T2	No	
P15	Trader	Offer	38,450	EXW	16:31	T2	No	
P16	Buyer	Indicative	38,700	FOR	16:38	T2	Yes	
P17	Seller	Offer	38,600	EXW	16:45	T2	No	
P18	Seller	Indicative	38,500	EXW	17:06	T2	No	
P19	Trader	Trade	38,400	EXW	17:09	T1	No	
P20	Trader	Trade	38,400	EXW	17:11	T1	No	
P21	Trader	Trade	38,500	EXW	17:11	T1	No	
P22	Seller	Indicative	38,600	FOR	17:12	T2	No	
P23	Trader	Offer	38,500	FOR	17:17	T2	No	

T1 - Trade, T2 - Offer/Bid/Indicative, \*Normalized price as per methodology

## India Domestic Billet Price Index EXW Raipur

- Credible & Transparent Prices
- Robust Methodology & Rationale
- IOSCO Compliance
- Independent View of the Market
- Enabling Informed Conversations & Negotiations

## Global Prices

### Global Prices - Region Wise

Commodity	Particular	Grade/Size	Price	Change	W-O-W	1M	3M
<b>China</b>							
<i>Export</i>							
Billet	FOB China	125*125, BF Grade	NA	NA	NA	NA	NA
TMT (Re-Bar)	FOB China	Commerical	NA	NA	NA	NA	NA
Wire Rod	FOB China	5.5mm	NA	NA	NA	NA	NA
HRC	FOB China	2.5mm	NA	NA	NA	NA	NA
CRC	FOB China	0.90 mm	\$520	-15	-15	-40	-90
<i>Import</i>							
Iron Ore	CNF China	Lumps Fe 64/63%, South Africa	\$97	-1	+3	-6	-19
Iron Ore	CNF China	Fines Fe 62%, Australia	\$96	-1	+3	-6	-19
Pellets	CNF China	6-20mm, BF Grade	\$116	-3	-3	-4	-17
Coking Coal	CNF China	Premium HCC, Australia	NA	NA	NA	NA	NA
Mill Scale	CNF China	70/68%	NA	NA	NA	NA	NA
FeCr	CNF China	HC 60%	ϕ95.5/lb	0	0	-2.5	-4
Mn Ore	CNF China	Mn 46% Lumps, Australia	NA	NA	NA	NA	NA
Mn Ore	CNF China	Mn 38%, South Africa	NA	NA	NA	NA	NA
<b>CIS Nations</b>							
<i>Export</i>							
Billet	FOB Black Sea	125*125, BF Grade	\$470	0	-10	-25	-28
Slabs	FOB Black Sea	Commercial	NA	NA	NA	NA	NA
Pig Iron	FOB Black Sea	Steel Grade	\$390	-2	-2	-17	-22
TMT (Re-Bar)	FOB Black Sea	Commercial	NA	NA	NA	NA	NA
HRC	FOB Black Sea	2.5mm	NA	NA	NA	NA	NA
CRC	FOB Black Sea	0.90mm	\$590	-17	-17	-47	-65
<b>Japan/Korea</b>							
<i>Export</i>							
HRC	FOB Korea	2.5mm	NA	NA	NA	NA	NA
<i>Import</i>							
FeCr	CNF Japan	HC 60%	ϕ100/lb	0	0	-2.5	-8

Note:- W-O-W: Week On Week, 1M: Change over last month, 3M: Change over last 3 months, All prices are weekly assessment, Iron Ore are daily assessment






























Commodity	Particular	Grade/Size	Price	Change	W-O-W	1M	3M
<b>India</b>							
<i>Export</i>							
Iron Ore	FOB India	Fines, Fe 58/57%	\$60	+ 6	+ 6	+ 3.5	- 6.5
Billet	FOB India	150*150mm	\$490	0	0	0	- 10
Pig Iron	FOB India	Steel Grade	NA	NA	NA	NA	NA
HRC	FOB India	2.5mm	NA	NA	NA	NA	NA
CRC	FOB India	0.9mm	\$665	- 10	- 10	- 10	NA
SiMn	FOB India	60/14%	\$825	0	0	- 11	- 298.4
FeMn	FOB India	HC 75%	\$972	- 12	- 21.75	- 40.2	- 265
FeSi	FOB Bhutan	70-75%	\$1,155	+ 25	+ 25	- 45	- 135
<i>Import</i>							
Iron Ore	CNF India	Lumps Fe 64%, South Africa	NA	NA	NA	NA	NA
Scrap	CNF India	HMS 1&2 ,Middle East	NA	NA	NA	NA	NA
Scrap	CNF India	Shredded, Europe	\$390	- 7	- 8.75	- 25	- 27.6
Coking Coal	CNF India	Premium HCC, Australia	\$214	- 2	- 4.5	- 19	- 53.4
Non-Coking Coal	CNF India	RB2 5500 NAR, South Africa	NA	NA	NA	NA	NA
Met Coke	CNF India	62%, China	NA	NA	NA	NA	NA
Pellets	CNF India	6-20mm, BF Grade	NA	NA	NA	NA	NA
Wire Rod	CNF India	5.5mm, China	NA	NA	NA	NA	NA
HRC	CNF India	2.5mm, China	\$495	- 25	- 25	- 45	- 80
HRC	CNF India	2.5mm, Korea	\$570	- 30	NA	NA	- 30
CRC	CNF India	0.90mm, China	\$540	- 15	- 15	- 40	- 90
HR Plate	CNF India	A 36	NA	NA	NA	NA	NA
Mn Ore	CNF India	Mn 38%, South Africa	NA	NA	NA	NA	NA
<b>Europe &amp; US</b>							
<i>Export</i>							
Pig Iron	FOB Brazil	Steel Grade	\$442	0	0	0	- 8
<i>Import</i>							
Scrap	CFR Turkey	HMS (80:20), US	\$360	0	- 3.25	- 28	- 20.2
HRC	CIF Europe	2.5mm	NA	NA	NA	NA	NA
<b>Middle East &amp; Africa</b>							
<i>Export</i>							
Iron Ore	FoB South Africa	Lumps, Fe 64/63%	NA	NA	NA	NA	NA
Non Coking Coal	FoB South Africa	RB2 5500 NAR	NA	NA	NA	NA	NA
<i>Import</i>							
Billet	CNF Dubai	125*125, China	NA	NA	NA	NA	NA
HRC	CNF Dubai	2.5mm, China	\$510	- 17	- 17	- 40	- 73

Note:- W-O-W: Week On Week, 1M: Change over last month, 3M: Change over last 3 months, All prices are weekly assessment, Iron Ore are daily assessment

## LIVE TENDERS

COMPANY	TYPE	GRADE	QUANTITY	EXPIRY DATE	LOCATION	VIEW
<b>Aluminium</b>						
Indian Oil	Sell	Aluminum Scrap	20 MT	28 Aug, 2024	Panipat, Haryana, India	<a href="#">VIEW</a>
CaparoEngineeringIndiaLtd	Sell	Aluminum Scrap	65 MT	27 Aug, 2024	Kancheepuram, Tamil Nadu, India	<a href="#">VIEW</a>
BharatelectricalsLimited	Sell	Aluminium Scrap	34 MT	28 Aug, 2024	Bangalore, Karnataka, India	<a href="#">VIEW</a>
<b>Billet/Ingot/Slab</b>						
RINL	Sell	Billet 90X90 C20MMn Gr.A	20,000 MT	27 Aug, 2024	Visakhapatnam, Andhra Pradesh, India	<a href="#">VIEW</a>
<b>Ferro Chrome</b>						
SAIL	Buy	Low Carbon-Ferro Chrome	128 MT	30 Aug, 2024	Rourkela, Odisha, India	<a href="#">VIEW</a>
Ferro Alloys Corporation Limited (FACOR)	Sell	High Carbon Ferro Chrome	450 MT	27 Aug, 2024	Bhadrak, Odisha, India	<a href="#">VIEW</a>
<b>Ferro Manganese</b>						
HMT Limited	Buy	Ferro Manganese-High Carbon	500 MT	07 Sep, 2024	Panchkula, Haryana, India	<a href="#">VIEW</a>
<b>Fines/Lumps</b>						
KIOCL	Buy	Fe:63.50% Iron Ore Fines	200,000 MT	03 Sep, 2024	Bangalore, Karnataka, India	<a href="#">VIEW</a>
Director of Mines & Geology	Services	Iron Ore Blocks	3 Nos	04 Oct, 2024	Goa, Goa, India	<a href="#">VIEW</a>
Karnataka State Minerals Corporation Limited	Sell	Iron Ore Fines & Lumps	188,000 MT	28 Aug, 2024	Bellary, Karnataka, India	<a href="#">VIEW</a>
Karnataka State Minerals Corporation Limited	Sell	Iron Ore Fines & Lumps	264,202 MT	27 Aug, 2024	Bellary, Karnataka, India	<a href="#">VIEW</a>
SAIL	Sell	Iron Ore Dump Fines Fe:58.40%	20,000 MT	27 Aug, 2024	Keonjhar, Odisha, India	<a href="#">VIEW</a>
OMDC	Sell	Iron Ore Fines & Lumps	8,022 MT	28 Aug, 2024	Keonjhar, Odisha, India	<a href="#">VIEW</a>
ESL Steel Limited	Sell	Iron Ore Lumps Fe:61%	10,000 MT	27 Aug, 2024	Sundargarh, Odisha, India	<a href="#">VIEW</a>
SAIL	Sell	Iron Ore Fines Fe:59.50%	7,600 MT	30 Aug, 2024	Sundargarh, Odisha, India	<a href="#">VIEW</a>
SAIL	Sell	Iron Ore Dump Fines Fe:56.03%	8,000 MT	30 Aug, 2024	Sundargarh, Odisha, India	<a href="#">VIEW</a>
<b>Melting Scrap</b>						
NMDC	Sell	Melting Scrap	1,258 MT	28 Aug, 2024	Jagdalpur, Chattisgarh, India	<a href="#">VIEW</a>
RIL	Sell	Melting Scrap	769 MT	29 Aug, 2024	Kakinada, Andhra Pradesh, India	<a href="#">VIEW</a>
Madhya Pradesh Power Transmission Co Ltd	Sell	Melting Scrap	725 MT	29 Aug, 2024	Sehore, Madhya Pradesh, India	<a href="#">VIEW</a>
Madhya Pradesh Power Transmission Co Ltd	Sell	Melting Scrap	288 MT	28 Aug, 2024	Indore, Madhya Pradesh, India	<a href="#">VIEW</a>
MSTC	Sell	Melting Scrap	485 MT	28 Aug, 2024	Sri Ganganagar, Rajasthan, India	<a href="#">VIEW</a>
KALPATARUPROJECTSINTERNATIONALLIMITED	Sell	Melting Scrap	535 MT	30 Aug, 2024	Raipur, Chattisgarh, India	<a href="#">VIEW</a>
KALPATARUPROJECTSINTERNATIONALLIMITED	Sell	Melting Scrap	803 MT	30 Aug, 2024	Raipur, Chattisgarh, India	<a href="#">VIEW</a>
Sterlite Power Transmission Ltd	Sell	Melting Scrap	400 MT	28 Aug, 2024	Silvassa, Dadra And Nagar Have, India	<a href="#">VIEW</a>
APLApolloTubesLimited	Sell	Melting Scrap	605 MT	27 Aug, 2024	Kolar, Karnataka, India	<a href="#">VIEW</a>



COMPANY	TYPE	GRADE	QUANTITY	EXPIRY DATE	LOCATION	VIEW
KALPATARUPROJECTSINTERNATIONALLIMITED	Sell	Melting Scrap	189 MT	28 Aug, 2024	 Gandhinagar, Gujarat, India	<a href="#">VIEW</a>
JBMAutoLimited	Sell	Melting Scrap-CR HR Punching	600 MT	27 Aug, 2024	 Pune, Maharashtra, India	<a href="#">VIEW</a>
JBMAutoLimited	Sell	Melting Scrap-CR HR Punching	500 MT	27 Aug, 2024	 Nashik, Maharashtra, India	<a href="#">VIEW</a>
JindalShadeedIron&SteelLLC	Sell	Used Discarded Rolls	200 MT	03 Sep, 2024	 Sohar, Oman	<a href="#">VIEW</a>
Chhattisgarh State Power Generation Company Limited	Sell	Melting Scrap	441 MT	30 Aug, 2024	 Raipur, Chattisgarh, India	<a href="#">VIEW</a>
Hindustan Copper Ltd	Sell	Melting Scrap	200 MT	28 Aug, 2024	 Balaghat, Madhya Pradesh, India	<a href="#">VIEW</a>
L & T	Sell	Melting Scrap	235 MT	28 Aug, 2024	 Chennai, Tamil Nadu, India	<a href="#">VIEW</a>
URANIUM CORPORATION OF INDIA LIMITED	Sell	Melting Scrap	570 MT	10 Sep, 2024	 Jamshedpur, Jharkhand, India	<a href="#">VIEW</a>
AutolineIndustriesLimited	Sell	Melting Scrap-CR HR Punching	900 MT	29 Aug, 2024	 Pune, Maharashtra, India	<a href="#">VIEW</a>
AutolineIndustriesLimited	Sell	Melting Scrap-CR HR Punching	225 MT	29 Aug, 2024	 Udham Singh Nagar, Uttarakhand, India	<a href="#">VIEW</a>
RuchaEngineersPvtLtd	Sell	Melting Scrap-CR HR Punching	525 MT	03 Sep, 2024	 Hosur, Tamil Nadu, India	<a href="#">VIEW</a>
RuchaEngineersPvtLtd	Sell	Melting Scrap-CR HR Punching	312 MT	03 Sep, 2024	 Ahmedabad, Gujarat, India	<a href="#">VIEW</a>
RuchaEngineersPvtLtd	Sell	Melting Scrap	908 MT	03 Sep, 2024	 Aurangabad, Maharashtra, India	<a href="#">VIEW</a>
CaparoEngineeringIndiaLtd	Sell	Melting Scrap	1,122 MT	27 Aug, 2024	 Jamshedpur, Jharkhand, India	<a href="#">VIEW</a>
Satyam Auto	Sell	Melting Scrap	400 MT	05 Sep, 2024	 Haridwar, Uttarakhand, India	<a href="#">VIEW</a>
Satyam Auto	Sell	Melting Scrap	400 MT	04 Sep, 2024	 Gurgaon, Haryana, India	<a href="#">VIEW</a>
NTPC	Sell	Melting Scrap	2,330 MT	05 Sep, 2024	 Aurangabad, Bihar, India	<a href="#">VIEW</a>
<b>Non Coking</b>						
Minas de Benga Lda	Services	Non Coking Coal	1 Nos	16 Sep, 2024	 Maputo, Mozambique	<a href="#">VIEW</a>
APMDC	Sell	Non Coking Coal G7	100,000 MT	02 Sep, 2024	 Vijayawada, Andhra Pradesh, India	<a href="#">VIEW</a>
NLC	Sell	Non Coking G14 - 100mm	2,000,000 MT	29 Aug, 2024	 Sambalpur, Odisha, India	<a href="#">VIEW</a>
RINL	Buy	Imported Boiler Coal	250,000 MT	28 Aug, 2024	 Visakhapatnam, Andhra Pradesh, India	<a href="#">VIEW</a>
<b>Pig Iron</b>						
SAIL	Sell	Pig Iron	2,000 MT	27 Aug, 2024	 Rourkela, Odisha, India	<a href="#">VIEW</a>
NMDC	Sell	Pig Iron	15,000 MT	27 Aug, 2024	 Jagdalpur, Chattisgarh, India	<a href="#">VIEW</a>
SAIL	Sell	Pig Iron	11,600 MT	28 Aug, 2024	 Bokaro, Jharkhand, India	<a href="#">VIEW</a>
<b>Silico Manganese</b>						
RINL	Buy	Silico Manganese	10,000 MT	27 Aug, 2024	 Vishakhapatnam, Andhra Pradesh, India	<a href="#">VIEW</a>
NMDC	Buy	Silico Manganese	1,800 MT	30 Aug, 2024	 Jagdalpur, Chattisgarh, India	<a href="#">VIEW</a>
<b>Stainless Steel</b>						
INOX India Pvt Ltd	Sell	Stainless Steel Scrap 304	33 MT	30 Aug, 2024	 Kalol, Gujarat, India	<a href="#">VIEW</a>
<b>Used Plants And Machines</b>						
AssamIndustrialDevelopmentCorporationLimited	Sell	Used Plant & Machines	1 Nos	20 Sep, 2024	 Guwahati, Assam, India	<a href="#">VIEW</a>
<b>Zinc</b>						
KALPATARUPROJECTSINTERNATIONALLIMITED	Sell	Zinc Dross	90 MT	28 Aug, 2024	 Gandhinagar, Gujarat, India	<a href="#">VIEW</a>

[View All](#)



Formerly SteelMint / CoalMint

**Contact:**

info@bigmint.co

+91 97700 56666

**Disclaimer:** BigMint has taken due care and caution in compilation of content. Information is just for reference not intended for trading purpose or to address your particular requirement. The content includes facts, views and opinions are of individuals and not that of the BigMint management. We and our content licensors do not guarantee or warrant the accuracy, completeness or timeliness of, or otherwise endorse these views, and opinions. BigMint and its affiliates, or their employees, directors or agents shall not be liable or responsible for any loss or costs or any action whatsoever arising out of use or relying on the spot prices disseminated.