



**BIGMINT**

Formerly SteelMint / CoalMint

Issue 1271,

# Daily Steel Report

## HIGHLIGHTS

28 Aug 2024, Wed

[Intel & Insights](#)

---

[Snap Shot - Global Prices \(USD/MT\)](#)

---

[Snap Shot - Indian Domestic Prices \(INR/MT\)](#)

---

[Iron Ore](#)

---

[Coal](#)

---

[Scrap & Metallics](#)

---

[Steel](#)

---

[Ferro Alloy](#)

---

[Non Ferrous](#)

---

[India Domestic Billet Index](#)

---

[Global Prices - Region Wise](#)

---

[Live Tenders](#)

---

## INDIA

### Iron Ore

- [India: PELLEX remains stable in recent deals](#) [READ MORE >](#)
- [India: Pellet prices drop in Bellary due to lower offers](#) [READ MORE >](#)
- [India: Vedanta to auction over 45,000 t of iron ore from Karnataka](#) [READ MORE >](#)
- [Indian pellet export prices rise in recent deals to China](#) [READ MORE >](#)

### Coal

- [India: Thermal coal port stocks remain largely stable w-o-w in week 34, 2024](#) [READ MORE >](#)

### Scrap & Metallics

- [South Asia: Imported ferrous scrap prices inch up despite sluggish trade in India, Bangladesh](#) [READ MORE >](#)
- [India: BigMint's scrap index increases by INR 200/t d-o-d - 27 Aug'24](#) [READ MORE >](#)
- [India: Sponge iron prices rise on moderate trade - 27 Aug](#) [READ MORE >](#)
- [India: SAIL-RSP's pig iron auction generates positive response](#) [READ MORE >](#)

### Steel

- [Indian HRC export market remains quiet amid subdued global sentiments](#) [READ MORE >](#)
- [Indian importers book 35,000 t of HRCs from China](#) [READ MORE >](#)
- [India: BigMint's billet index inches up by INR 150/t amid limited buying - 27 Aug](#) [READ MORE >](#)
- [Indian DRI, billet and rebar update - 27 Aug](#) [READ MORE >](#)
- [India's Brand-wise Rebar Offers from BF and IF route mills -27 Aug](#) [READ MORE >](#)
- [India: Impact of anti-dumping duty on HRC imports to India](#) [READ MORE >](#)
- [BigMint's Daily Trade Sheet - 26 Aug'24](#) [READ MORE >](#)
- [India: RINL floats 30,000 t bloom export tender](#) [READ MORE >](#)

### Ferro Alloy

- [India: Silico manganese export prices remain firm despite limited demand](#) [READ MORE >](#)
- [India: Ferro silicon prices stable as market awaits Bhutan's Sept'24 offers](#) [READ MORE >](#)

### Non Ferrous

- [India: Imported aluminium scrap prices edge up tracking futures](#) [READ MORE >](#)
- [Indian copper prices rise as LME edges up](#) [READ MORE >](#)
- [Global alumina production rises 1% m-o-m in Jul'24: IAI](#) [READ MORE >](#)
- [Base metals prices on LME show varied trends, stocks witness stable](#) [READ MORE >](#)

### Ship Breaking

- [South Asian ship recycling market struggles amid economic, political uncertainties](#) [READ MORE >](#)
- [India: Melting scrap prices in Alang rise by INR 100/t d-o-d](#) [READ MORE >](#)

## CHINA

- [China: Iron ore spot prices rise sharply by \\$4/t amid positive market sentiments](#) [READ MORE >](#)
- [Middle East: Imported HRC prices decline w-o-w in recent deals](#) [READ MORE >](#)
- [China: Steel billet prices inch up by RMB 10/t \(\\$1/t\) d-o-d](#) [READ MORE >](#)
- [China: Ferrous metal industry posts y-o-y decline in revenue in Jan-Jul'24](#) [READ MORE >](#)
- [Near-term outlook on China's steel products](#) [READ MORE >](#)

## SOUTH ASIA

Pakistan: Imported scrap index remains range-bound w-o-w; steelmakers slash CRC prices to drive sales

[READ MORE >](#)

## FAR EAST ASIA

Japan: Tokyo Steel cuts scrap buy prices further by \$3/t for each plants

[READ MORE >](#)

## MEA (MIDDLE EAST AFRICA)

Iranian mill concludes 30,000 t billet export tender

[READ MORE >](#)

## CIS NATIONS

Russia to extend suspension of coal export duty till 1 Dec'24

[READ MORE >](#)

## AMERICAS

USA: Coal export shipments fall marginally in Jul'24

[READ MORE >](#)

# Russia to extend suspension of coal export duty till 1 Dec'24

Aug 27, 2024 18:12

SXCoal: The Russian government has decided to extend the duty-free period for exporting thermal coal and anthracite by three months, pushing the deadline to 1 December 2024, according to sources cited by SXcoal. Initially, the Russian government

had removed the coal export duty at the end of December 2023. To compensate for the lost revenue, the finance ministry had proposed a flat surcharge of 380 rubles per tonne (\$4.15/t) on the mineral extraction tax for coal. The export duty

Continued

## SNAP SHOT - GLOBAL PRICES (USD/MT)

Commodity	Particular	Size, Grade	As on	Price	Change	1M	3M
<b>Iron Ore Fines</b> <sup>1</sup>	China Imports	Fines, Fe 62%	28 Aug   10.35 IST	\$101	+1	+2	-6
<b>Iron Ore</b> <sup>1</sup>	Indian Imports	Lumps, Fe 64%	21 Aug   13.23 IST	\$105.5	-4.5	-6.5	-21.5
<b>Pellets (Brazil)</b> <sup>2</sup>	China Imports	6-20 mm, Fe 65%	21 Aug   14.24 IST	\$116	-3	-4	-17
<b>Pellets (India)</b> <sup>2</sup>	China Imports	6-20 mm, Fe 63%	23 Aug   19.33 IST	\$104	+2.5	-2	-19.5
<b>Coking</b> <sup>2</sup>	Australia Exports	Premium HCC	26 Aug   12.07 IST	\$199	-2	-17.8	-50.6
<b>Non Coking</b> <sup>2</sup>	India Imports	RB2, S.Africa	27 Aug   14.12 IST	\$110	0	-1.2	-3
<b>Graphite Electrode</b> <sup>2</sup>	China Exports	600mm, UHP	26 Aug   18.40 IST	15,250 RMB/t	-800	-800	-1,100
<b>Scrap</b> <sup>2</sup>	India Imports	Shredded	27 Aug   18.58 IST	\$391	+1	-24	-26.6
<b>Scrap</b> <sup>2</sup>	Turkey Imports	HMS 80:20	27 Aug   18.58 IST	\$361	+1	-27	-19.2
<b>Scrap</b> <sup>2</sup>	Pakistan Imports	Shredded	27 Aug   18.58 IST	\$399	+3	-29.4	-23
<b>Scrap</b> <sup>2</sup>	Bangladesh Imports	Shredded	27 Aug   18.58 IST	\$405	+2	-24.2	-18.2
<b>Scrap (Ship Breaking)</b> <sup>2</sup>	India Imports	Containers	27 Aug   11.42 IST	\$520	0	-10	-40
<b>Billet</b> <sup>2</sup>	India Exports	150*150, 3SP/4SP	27 Aug   18.45 IST	\$490	0	0	NA
<b>Billet</b> <sup>2</sup>	Russia Exports	130*130, 3SP	27 Aug   18.45 IST	\$470	0	-20	-25
<b>Billet</b> <sup>2</sup>	Iran Exports	130*130, 3SP	27 Aug   18.45 IST	\$465	0	-5	-13
<b>Billet</b> <sup>2</sup>	Philippines Import	150*150, 3SP	27 Aug   18.48 IST	\$470	+7	-17.5	-52.5
<b>Sponge Iron</b> <sup>2</sup>	India Exports	-	-	-	-	-	-
<b>Pig Iron</b> <sup>2</sup>	Russia Exports	Steel Grade	24 Aug   11.32 IST	\$390	-2	-17	-22
<b>HRC</b> <sup>2</sup>	China Exports	3-12mm, SS400	27 Aug   18.50 IST	\$465	+10	-30	-65
<b>Wire Rod</b> <sup>2</sup>	Nepal Import	5.5-6.0mm, Commercial Grade	24 Aug   13.10 IST	\$530	0	0	-62
<b>HRC</b> <sup>2</sup>	India Exports	2.5 mm, SAE1006	23 Apr   18.30 IST	\$560	0	-15	-40
<b>HRC</b> <sup>2</sup>	South Korea Exports	1.6-2.5mm, SAE 1006	13 Aug   18.46 IST	\$520	-30	-30	NA
<b>HRC (China)</b> <sup>2</sup>	Vietnam Imports	2-3mm, SAE 1006	27 Aug   18.45 IST	\$485	-15	-35	-70
<b>HRC (China)</b> <sup>2</sup>	Dubai Imports	2-3mm, SAE 1006	27 Aug   18.45 IST	\$485	-15	-35	-70
<b>CRC</b> <sup>2</sup>	India Exports	0.9 mm, IS 513 Gr.O	21 Aug   18.38 IST	\$665	-10	-10	NA
<b>CRC</b> <sup>2</sup>	China Exports	0.90mm, SPCC	21 Aug   18.38 IST	\$520	-15	-40	-90
<b>HR Plate</b> <sup>2</sup>	China Exports	5-10mm, SS 400	21 Aug   18.43 IST	\$480	-20	-45	-75
<b>GP</b> <sup>2</sup>	China Exports	DX51D+z80, Width 1,000-1,500 mm, thickness 0.5-2mm	22 Aug   18.00 IST	\$570	-20	-45	-90
<b>Silico Manganese</b> <sup>2</sup>	India Exports	25-150 mm, HC 65-16	27 Aug   18.32 IST	\$958	+4	-8.8	-278.4
<b>Ferro Chrome</b> <sup>2</sup>	China Import	10-150mm, HC 60%	28 Aug   10.26 IST	¢95 /lb	-0.5	-1	-3.5
<b>Manganese Ore</b> <sup>2</sup>	India Imports	Lumps, Mn 37%,	24 Aug   11.09 IST	\$4 /dmtu	0	-0.65	-2.45
<b>Ferro Manganese</b> <sup>2</sup>	India Exports	25-150 mm, HC 75%	27 Aug   18.33 IST	\$972	0	-40.2	-265
<b>Ferro Silicon</b> <sup>2</sup>	Bhutan Exports	10-50 mm, FeSi 70%	26 Aug   18.34 IST	\$1,155	+25	-45	-135

1-Daily Assessment, 2-Weekly Assessment, 3-Monthly Assessment, W-O-W: Week On Week, 1M: Change over last month, 3M: Change over last 3 months

# India: Silico manganese export prices remain firm despite limited demand

Aug 27, 2024 17:58

Imported manganese ore prices stable despite sluggish sentiment. Buyers cautious, port-side activity remains limited. India's silico manganese export prices found temporary stability after a recent decline. This reflects limited trade

activity at ports and a lack of new export demand at higher rates. BigMint's assessments on 26 August, 2024, remained firm, with the 65-16 grade prices keeping stable with a minor decline of \$6/t steady at \$954/t FOB and the 60-14 gra

*Continued*

## SNAP SHOT - INDIAN DOMESTIC PRICES (INR/MT)

Commodity	Particular	Size, Grade	As on	Price	Change	1M	3M
Fines/lumps <sup>2</sup>	Iron Ore Index	5-18 mm, Fe 63%, DR Grade	24 Aug   14.36 IST	5,750	0	-250	-2,050
Fines/lumps <sup>2</sup>	Iron Ore Index	0-10 mm, Fe 63%	24 Aug   14.36 IST	4,500	-100	-350	-1,500
Iron Ore <sup>3</sup>	NMDC	6-40 mm, Fe 65.5%	07 Aug   11.13 IST	5,350	NA	NA	-1,100
Iron Ore <sup>3</sup>	NMDC	0-10 mm, Fe 64%	07 Aug   11.05 IST	4,610	NA	NA	-1,000
Pellets <sup>2</sup>	Raipur	6-20 mm, Fe 63%,	27 Aug   18.32 IST	9,100	0	0	-2,450
Pellets <sup>2</sup>	Bellary	6-20 mm, Fe 63%	27 Aug   18.32 IST	9,350	-150	-500	-1,200
Met Coke <sup>2</sup>	Ex-India (East)	25-90 mm, Blast Furnace-grade	21 Aug   17.02 IST	34,800	0	0	-700
Graphite Electrode <sup>3</sup>	Ex-India	600mm, UHP	24 Jun   19.11 IST	325,000	0	0	0
Mill Scale <sup>2</sup>	FoR-Kandla	Fines, Fe 70/68%	24 Aug   13.08 IST	6,650	0	-100	-850
Hms <sup>1</sup>	Ex-Mumbai	HMS	27 Aug   17.34 IST	32,500	0	-500	-4,000
Hms <sup>1</sup>	Ex-Alang	HMS	27 Aug   17.34 IST	34,000	+100	-1,700	-5,500
Pig Iron <sup>1</sup>	Ex-Durgapur	Steel Grade	27 Aug   17.36 IST	36,400	-100	-900	-4,900
Pig Iron <sup>1</sup>	Ex-Ludhiana, Foundary	Foundry Grade	27 Aug   13.40 IST	43,500	0	+500	-2,500
Sponge Pellet <sup>1</sup>	Ex-Raipur	Lumps, FeM 80%, +/-1	27 Aug   17.36 IST	25,000	+250	-350	-3,500
Billet <sup>1</sup>	Ex-Mumbai	100x100mm, IS 2831	27 Aug   17.52 IST	41,000	+300	-1,000	-5,500
Billet <sup>1</sup>	Ex-Raipur	100x100mm, IS 2831	27 Aug   17.52 IST	38,600	+150	-1,050	-6,400
TMT (Re-Bar) Secondary mills <sup>1</sup>	Ex-Mumbai	12-25mm, IF Route, Fe 500, IS 1786	27 Aug   13.41 IST	45,800	0	+600	-6,500
TMT (Re-Bar) Secondary mills <sup>1</sup>	Ex-Delhi/NCR	12-25mm, IF Route, Fe 500, IS 1786	27 Aug   17.39 IST	45,700	+300	-1,500	-6,000
TMT (Re-Bar) <sup>2</sup>	Ex-Mumbai	12-32mm, BF Route, IS 1786 Fe 500D	23 Aug   16.53 IST	49,600	-300	-2,100	-8,400
Structure <sup>1</sup>	Ex-Mumbai	40x40 Angle, IF Route, IS 2062/2011 E-250 Gr A	28 Aug   10.34 IST	48,300	+200	-600	-5,200
Wire Rod <sup>1</sup>	Ex-Raipur	5.5 mm, SWRY 14 LC Gr 3, Induction route	27 Aug   17.22 IST	42,400	+100	-1,400	-6,300
HRC <sup>2</sup>	Ex-Delhi	2.5-8mm / CTL, IS2062, Gr E250 Br.	27 Aug   17.57 IST	50,400	0	-650	-4,200
HRC <sup>2</sup>	Ex-Mumbai	2.5-8mm / CTL, IS2062, Gr E250 Br.	27 Aug   17.57 IST	50,300	0	-950	-3,600
CRC <sup>2</sup>	Ex-Delhi	0.90mm / CTL, IS 513, CR1	27 Aug   18.03 IST	58,000	0	-850	-2,900
CRC <sup>2</sup>	Ex-Mumbai	0.90mm / CTL, IS 513, CR1	27 Aug   18.03 IST	57,400	0	-1,300	-3,300
HR Plate <sup>2</sup>	Ex-Mumbai	5-10mm, Gr E250 Br.	21 Aug   18.32 IST	50,500	-500	-2,200	-4,500
GP <sup>2</sup>	Ex-Mumbai	0.8mm / CTL, 120 GSM, IS277	22 Aug   19.07 IST	60,300	-900	-2,800	-4,500
Silico Manganese <sup>2</sup>	Ex-Raipur	25-150 mm, HC 60-14	27 Aug   18.30 IST	68,450	+50	-560	-24,590
Ferro Manganese <sup>2</sup>	Ex-Raipur	25-150 mm, HC 70%	27 Aug   18.31 IST	74,700	+200	-540	-22,240
Ferro Chrome <sup>2</sup>	Ex-Jajpur	10-150mm, HC 60%, Si- 4%	28 Aug   10.27 IST	106,700	0	+850	+800
Manganese Ore <sup>2</sup>	Ex Balaghat, MOIL	Lumps, Mn 37%, Fe 7.5%	01 Aug   13.27 IST	15,146	-5,601	-5,601	NA
Chrome Ore <sup>2</sup>	Ex-Odisha OMC, E-auction	Lumps, Friable 48-50%	21 Aug   18.29 IST	23,721	-424	NA	NA

\*Basic Price GST @ 18% extra

1-Daily Assessment, 2-Weekly Assessment, 3-Monthly Assessment, W-O-W: Week On Week, 1M: Change over last month, 3M: Change over last 3 months

# Iron Ore

## Iron Ore (India)

Particular/Delivery	Size/Grade	Delivery	As On	Price	Change	1M	3M
Indian prices (in INR/MT)							
Odisha Iron Ore Index	5-18 mm, Fe 63%, DR Grade	Ex-mines	24 Aug   14.36 IST	5,750	0	-250	-2,050
	10-30mm, Fe 63%, BF Grade	Ex-mines	24 Aug   14.36 IST	5,050	0	-250	-1,850
	0-10 mm, Fe 63%	Ex-mines	24 Aug   14.36 IST	4,500	-100	-350	-1,500
	0-10mm, Fe 60%	Ex-mines	24 Aug   14.36 IST	3,750	0	-350	-1,250
	0-5mm, Fe 57%	Ex-mines	22 Aug   18.54 IST	2,400	-250	-300	-1,250
	5-18 mm, Lumps, Fe 60%	Ex-mines	24 Aug   14.36 IST	5,000	0	-200	-1,700
	10-30 mm, lumps, Fe 60%	Ex-mines	24 Aug   14.36 IST	4,500	0	-200	-1,550
	0-10mm, Fe 62%	Ex-mines	24 Aug   14.36 IST	4,200	-100	-450	-1,300
OMC Kurmitar (Koira)	0 -5 mm, Fe 62-60%	Ex-Mines	20 Aug   13.32 IST	3,500	-600	-600	-1,450
	10-40 mm, Fe 62%	Ex-Mines	20 Aug   13.32 IST	5,150	+150	+150	-1,650
OMC Gandhamardan	0 -5 mm, Fe 62-60%	Ex-Mines	20 Aug   13.32 IST	3,450	-800	-800	-1,850
	10-40 mm, Fe 62%	Ex-Mines	20 Aug   13.32 IST	4,600	-100	-100	-1,650
OMC Daitari	0 -5 mm, Fe 62-64%	Ex-Mines	20 Aug   13.32 IST	4,000	-800	-800	-1,930
	10-40 mm, Fe 62%	Ex-Mines	20 Aug   13.32 IST	5,210	+150	+150	-1,800
OMC Guali	5-18 mm, Fe 62%	Ex-mines	20 Aug   13.32 IST	5,105	-150	-150	-1,050
	Fines -5 mm, Fe 60-62%	Ex-mines	20 Aug   13.32 IST	4,100	-300	-300	-1,550
OMC Jilling	5-18 mm, Fe 62%	Ex-mines	20 Aug   13.32 IST	5,700	-150	-150	-1,750
	Fines -5 mm, Fe 60-62%	Ex-mines	20 Aug   13.32 IST	4,250	-250	-250	-1,400
NMDC, Chhattisgarh	0 -10 mm, Fe 64%	F.O.R Siding	07 Aug   11.05 IST	4,610	NA	NA	-1,000
	10-40 mm, Fe 67%, DR CLO	F.O.R Siding	07 Aug   11.05 IST	6,420	NA	NA	-1,100
	10-150 mm, Fe 65.5%	F.O.R Siding	07 Aug   11.05 IST	5,320	NA	NA	-1,130
	6-40 mm, Fe 65.5%	F.O.R Siding	07 Aug   11.13 IST	5,350	NA	NA	-1,100
Chandrapur, Maharashtra	0-10mm, Fe 63%	FoR Ballarshah	23 Aug   19.24 IST	5,250	-850	-850	-850
Ex-Bellary	0-10 mm, Fe 62%	Ex-Mines	22 Aug   18.49 IST	4,400	-100	-700	-1,400
	0-10 mm, Fe 57%	Ex-Mines	22 Aug   18.49 IST	2,650	-50	-450	-850
Karnataka e-auction	Lumps 10-20mm, Fe 63%	Ex-Mines	31 Jul   13.59 IST	4,300	-400	-400	-550
	Fines 0 -5 mm, Fe 60%	Ex-Mines	31 Jul   13.59 IST	3,200	-500	-500	-500

## Pellets (India)

Indian prices (in INR/MT)							
Ex-Barbil	6-20 mm, Fe 63%, (+/- 0.5%)	FOR Siding	27 Aug   18.32 IST	7,100	0	-275	-1,875
Ex-Durgapur	6-20 mm, Fe 63%, (+/- 0.5%)	Ex-Works	27 Aug   18.32 IST	7,800	-50	-350	-2,025
Ex-Jamshedpur	6-20 mm, Fe 63%	Ex-Works	06 Aug   18.55 IST	8,050	-50	-100	-1,375
Ex-Jharsugda	6-20 mm, Fe 63%, (+/- 0.5%)	Ex-Works	27 Aug   18.32 IST	7,900	0	0	-2,100
Ex-Raipur	6-20 mm, Fe 63%, (+/- 0.5%)	Ex-Works	27 Aug   18.32 IST	9,100	0	0	-2,450
Ex-Kandla	6-20 mm, Fe 64/63%	DAP	27 Aug   18.32 IST	10,200	0	-500	-1,800
Ex-Bellary	6-20 mm, Fe 63%	Ex-Works	27 Aug   18.32 IST	9,350	-150	-500	-1,200

Weekly Assessment, GST @ 5% extra., Barbil and Kandla - Prices Loaded to Wagons

## Concentrates (India)

Indian prices (in INR/MT)							
Ex-Jabalpur	-45 micron, Fe 63%	Ex-works	24 Aug   13.28 IST	4,000	0	-150	-1,000

## Iron Ore (Global)

Global prices (in USD/MT)							
CNF China	Fines, Fe 61.5% (Australia Origin)	-	28 Aug   10.35 IST	\$99	+1	+2	-6
CNF China	Fines, Fe 62% (Australia Origin)	-	28 Aug   10.35 IST	\$101	+1	+2	-6
CNF China	Fines, Fe 62.5% (Brazil Origin)	-	27 Aug   13.13 IST	\$102	+4	0	-8
CNF China	Fines, Fines 63/62% (India origin)	-	27 Aug   13.13 IST	\$94	+4	+4	-1
CNF China	Lumps, Fe 64/63% (South Africa Origin)	-	27 Aug   13.13 IST	\$101	+4	+1	-7
CNF China	Lumps, USD/dmtu	-	28 Aug   10.35 IST	\$0.155	0	-0.0095	-0.0035
CNF China	Fines, Fe 55% (India Origin)	-	26 Aug   18.10 IST	\$67	+5.5	+3.5	+2



<b>CNF China</b>	Fines, Fe 56% (India Origin)	-	26 Aug   18.10 IST	\$70	+ 5.5	+ 3.5	+ 2
<b>CNF China</b>	Fines, Fe 57% (India origin)	-	26 Aug   18.10 IST	\$73	+ 5.5	+ 3.5	+ 2
<b>CNF India</b>	Lumps, Fe 64% (South Africa origin)	-	21 Aug   13.23 IST	\$105.5	- 4.5	- 3.5	- 11.5
<b>FOB India</b>	Fines, Fe 57% (India origin)	-	26 Aug   18.10 IST	\$60	+ 6	+ 3.5	- 6.5

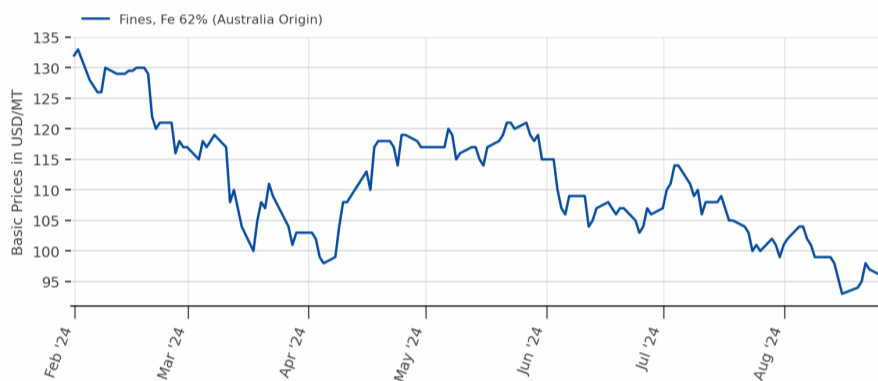
Prices on DMT basis (Daily Assessment) , India- Single Port Loading , FOB prices including demurrage , June to November: Moisture@ 10% , December to May: Moisture@ 8% , Or, actual moisture as per cargo certificate submitted by shipper to be adjusted

## Pellets (Global)

Global prices (in USD/MT)							
<b>CNF China</b>	6-20 mm, Fe 63% (India Origin)	-	23 Aug   19.33 IST	\$104	+ 2.5	- 2	- 19.5
	6-20 mm, Fe 65% (Brazil Origin)	-	21 Aug   14.24 IST	\$116	- 3	- 4	- 17
<b>FOB India</b>	6-20 mm, Fe 63%	-	23 Aug   19.31 IST	\$91	+ 3	- 2	- 18
	5-20mm, Fe 63%	-	22 Aug   11.05 IST	\$7.4	- 0.1	+ 0.5	+ 3.4
<b>CNF China</b>	6-20mm	-	22 Aug   11.05 IST	\$17	0	+ 0.7	+ 5

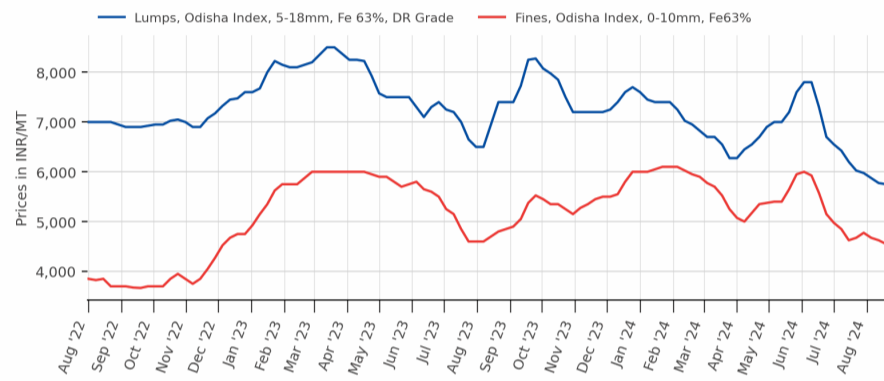
Note:- W-O-W: Week On Week, 1M: Change over last month, 3M: Change over last 3 months

### Iron Ore Fines, CNF Rizhao China

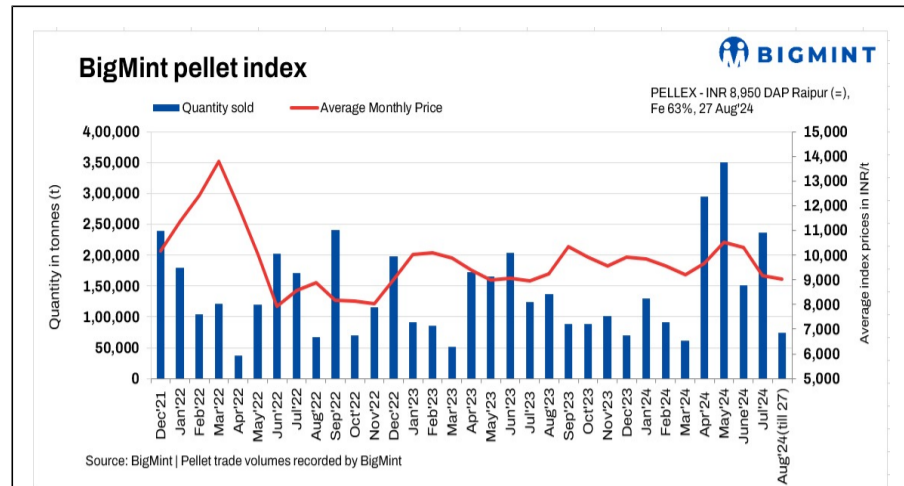


Source:BigMint

### Odisha Iron Ore Price Index (Lumps & Fines)



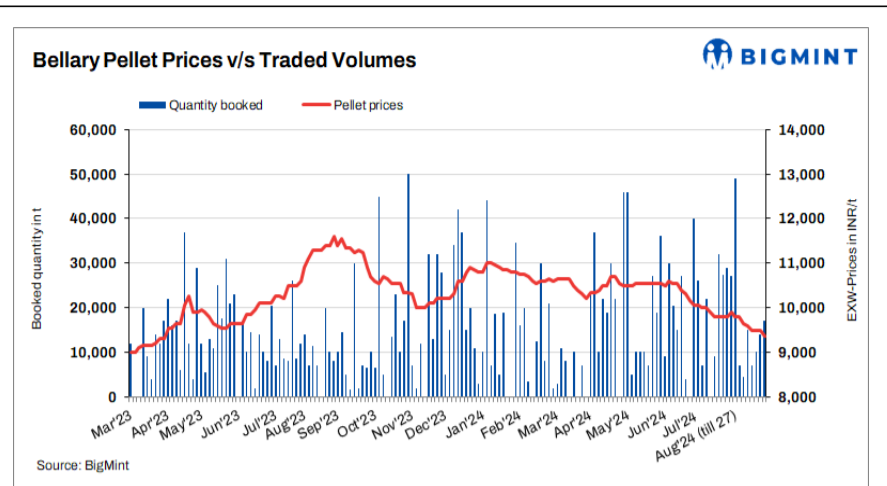
Source:BigMint



India: PELLEX remains stable in recent deals

2024-08-27

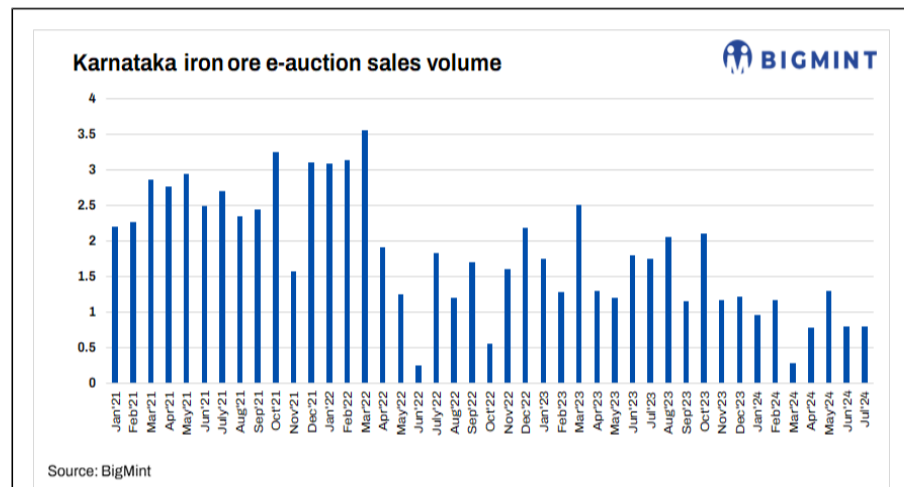
READ MORE



India: Pellet prices drop in Bellary due to lower offers

2024-08-27

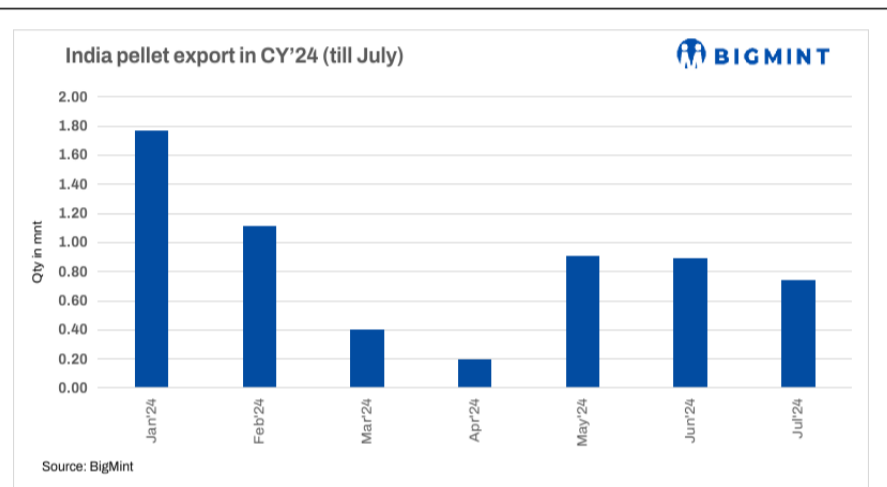
READ MORE



India: Vedanta to auction over 45,000 t of iron ore from Karnataka

2024-08-27

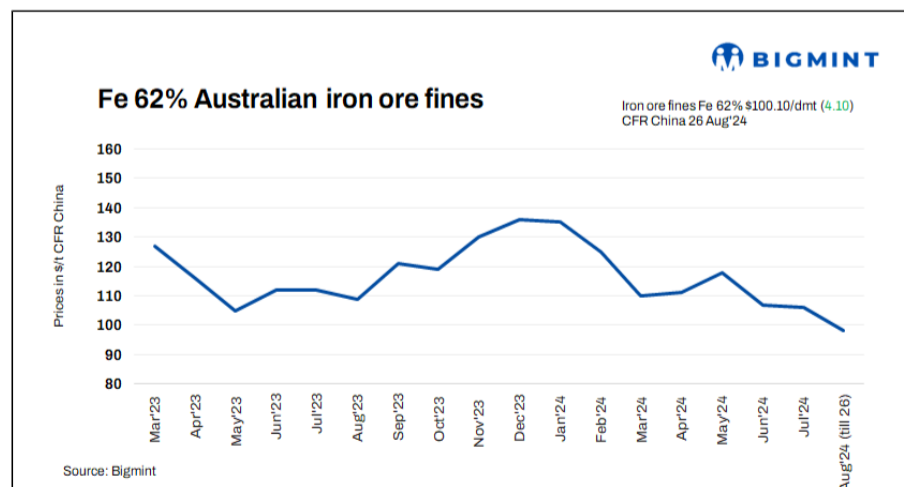
READ MORE



Indian pellet export prices rise in recent deals to China

2024-08-27

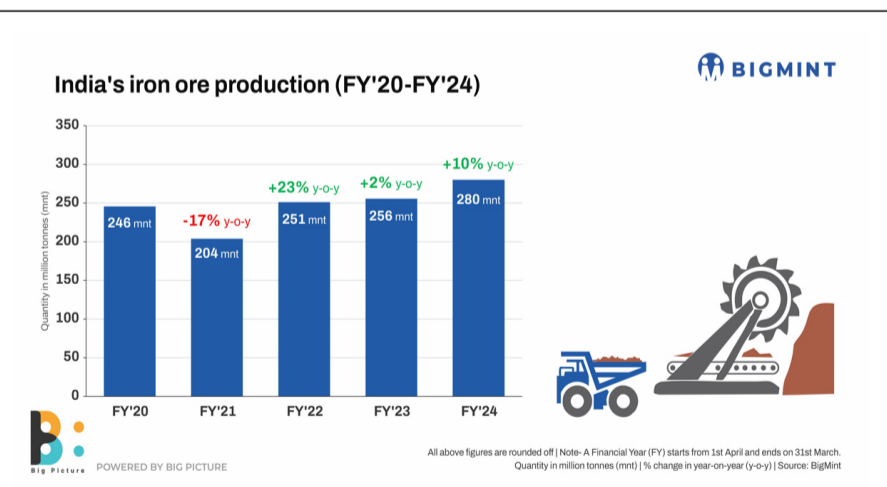
READ MORE



China: Iron ore spot prices rise sharply by \$4/t amid positive market sentiments

2024-08-27

READ MORE



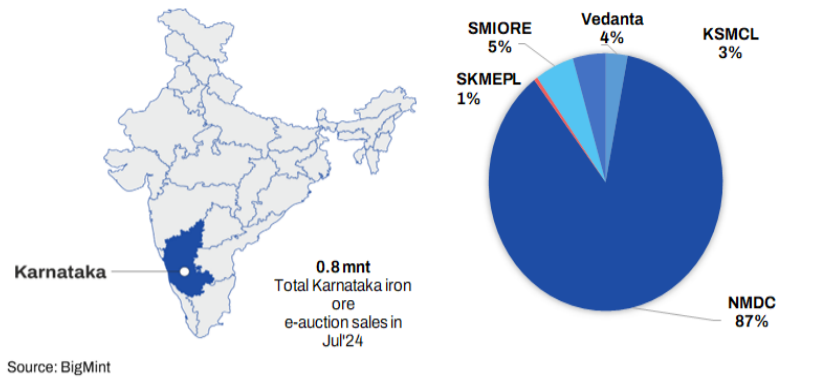
India: Over 20,000 t of iron ore fines booked in SAIL's Barsua auction

2024-08-26

READ MORE



Karnataka miner-wise iron ore e-auction sales in Jul'24

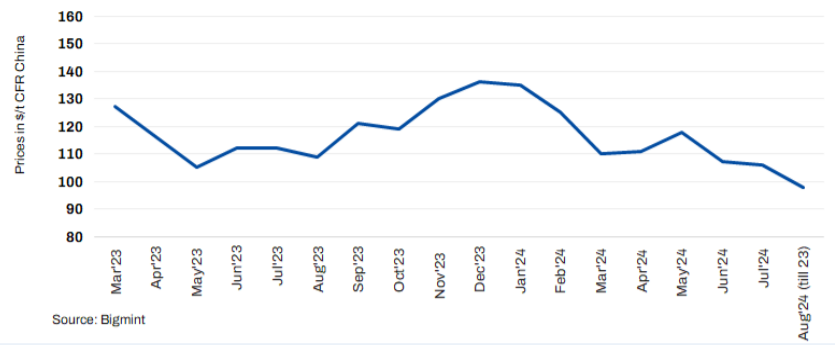


India: NMDC Donimalai iron ore auction fetches active response

2024-08-26

READ MORE

Fe 62% Australian iron ore fines

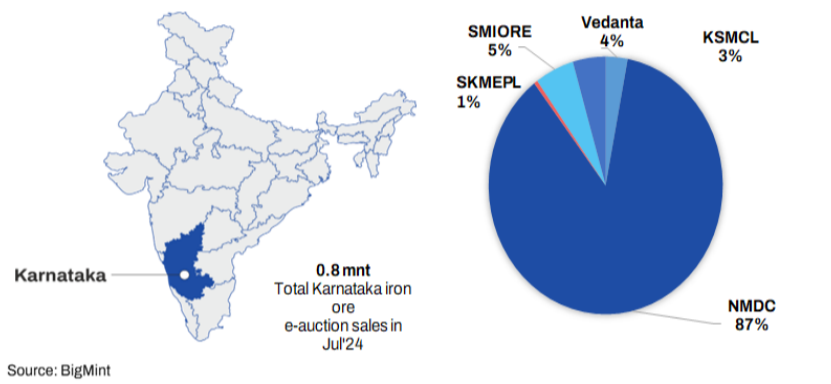


China: Iron ore spot prices fall by \$1/t d-o-d

2024-08-24

READ MORE

Karnataka miner-wise iron ore e-auction sales in Jul'24

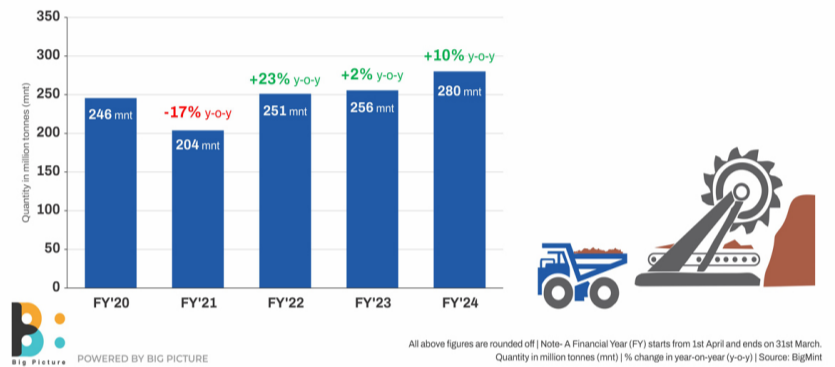


India: 8,000 t iron ore lumps booked in Vedanta's auction from Karnataka

2024-08-23

READ MORE

India's iron ore production (FY'20-FY'24)

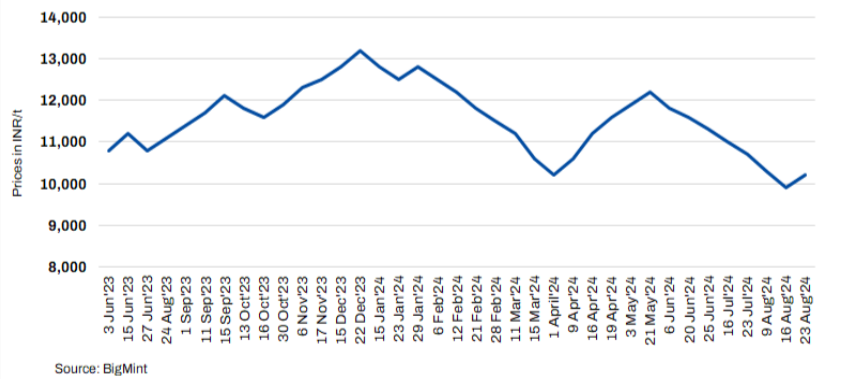


India: Vedanta-ESL to auction 10,000 t of iron ore from Odisha

2024-08-23

READ MORE

Kandla Pellet Prices

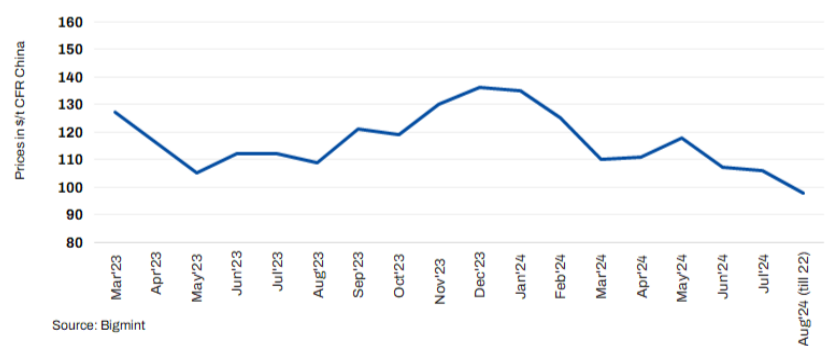


India: Jindal SAW raises pellet offers by INR 300/t (\$4/t)

2024-08-23

READ MORE

Fe 62% Australian iron ore fines



China: Iron ore spot prices fall by \$1/t d-o-d amid weak buying interest

2024-08-23

READ MORE

# Coal

## Non Coking (India)

Particular/Delivery	Size/Grade	Delivery	As On	Price	Change	1M	3M
Indian prices (in INR/MT)							
Ex-Gangavaram	RB2 (5500 NAR), S.Africa	Ex-Port	27 Aug   17.27 IST	9,600	0	-50	-400
	RB3 (4800 NAR), South Africa	Ex-Port	27 Aug   17.27 IST	7,650	0	-100	-650

## Met Coke (India)

Particular/Delivery	Size/Grade	Delivery	As On	Price	Change	1M	3M
Indian prices (in INR/MT)							
Ex-Jajpur	25-90 mm, Blast Furnace-grade	Ex-Yard	21 Aug   17.02 IST	34,800	0	0	-700
Ex-Gandhidham	25-90 mm, Blast Furnace-grade	Ex-Yard	21 Aug   17.02 IST	32,700	0	0	-800

## Coking (Global)

Particular/Delivery	Size/Grade	Delivery	As On	Price	Change	1M	3M
Global prices (in USD/MT)							
CNF India	0-40mm, HCC 64 Mid Vol, Australia	-	26 Aug   12.04 IST	\$191	-3	-24.8	-43.4
	0-40mm, Premium HCC, Australia	-	26 Aug   12.04 IST	\$214	-2	-19	-53.4
	Low Vol PCI, Australia	-	26 Aug   12.04 IST	\$185	-2	-22.4	-4.6
FOB Australia	0-40mm, Low Vol PCI	-	26 Aug   12.07 IST	\$170	-2	-21.4	-2.2
	HCC 64 Mid Vol	-	26 Aug   12.07 IST	\$175	-4	-24.8	-42
	Premium HCC	-	26 Aug   12.07 IST	\$199	-2	-17.8	-50.6

## Non Coking (Global)

Particular/Delivery	Size/Grade	Delivery	As On	Price	Change	1M	3M
Global prices (in USD/MT)							
CNF India	RB1 (6000 NAR), S.Africa	-	27 Aug   14.12 IST	\$128	0	+2.8	+0.75
	RB2 (5500 NAR), S.Africa	-	27 Aug   14.12 IST	\$110	0	-1.2	-3
	RB3 (4800 NAR), S.Africa	-	27 Aug   14.12 IST	\$91	0	-0.2	-6
FOB South Africa	RB1 (6000 NAR)	-	27 Aug   14.11 IST	\$111	0	+2.8	+2.2
	RB2 (5500 NAR)	-	27 Aug   14.11 IST	\$93	0	-1.2	-1.4
	RB3 (4800 NAR)	-	27 Aug   14.11 IST	\$74	0	-0.2	-5

## Met Coke (Global)

Particular/Delivery	Size/Grade	Delivery	As On	Price	Change	1M	3M
Global prices (in USD/MT)							
FOB China	25-90mm, 64% CSR	-	22 Aug   17.07 IST	\$251	-7	-28	-48
CNF India	25-90mm, 64% CSR, China	-	22 Aug   17.09 IST	\$262	-11	-26	-52
	64% CSR, Japan origin	-	22 Aug   17.09 IST	\$358	0	-2	-2

Note:- W-O-W: Week On Week, 1M: Change over last month, 3M: Change over last 3 months

# Scrap & Metallic

## Sponge (India)

Region	Particular	Sponge Iron (C-DRI)				Pellet Sponge (P-DRI)			
		Price	Change	W-O-W	1M	Price	Change	W-O-W	1M
Indian prices (in INR/MT) <span style="float: right;">As on 27 Aug 2024</span>									
North India	Mandi Gobindgarh	30,000	0	0	- 500	-	-	-	-
East India	Durgapur	26,900	+ 100	- 100	- 1,000	24,900	0	- 400	- 900
East India	Rourkela	26,300	+ 350	+ 300	- 550	-	-	-	-
Central India	Raigarh	26,400	+ 200	+ 200	- 600	24,400	+ 200	+ 200	- 600
Central India	Raipur	29,500	0	- 50	- 50	25,000	+ 250	- 50	- 350
South India	Bellary	27,000	0	0	- 500	25,800	0	- 100	- 650
Eastern India	Ramgarh	26,800	+ 100	- 200	- 1,150	24,750	+ 150	- 350	- 1,200
East India	Jharsugda	-	-	-	-	23,700	+ 200	- 100	- 700
South India	Hyderabad	-	-	-	-	26,500	0	0	- 700

All prices are basic, GST extra.

## Pig Iron (India)

Particular/Delivery	Size/Grade	Delivery	As On	Price	Change	1M	3M
Indian prices (in INR/MT)							
DAP-Ludhiana	Steel Grade	DAP	27 Aug   17.36 IST	39,500	- 200	- 700	- 3,700
Ex-Bokaro	Steel Grade	Ex-Plant,Bokaro	01 Aug   18.06 IST	35,900	- 1,450	- 1,450	- 1,450
Ex-Burnpur	Steel Grade	Ex-Plant,Burnpur	31 May   16.00 IST	40,500	- 2,500	0	0
Ex-Durgapur	Steel Grade	Ex-Works	27 Aug   17.36 IST	36,400	- 100	- 900	- 4,900
		Ex-Plant,Durgapur	24 Aug   10.35 IST	35,500	- 1,200	- 1,200	- 5,500
Ex-Rourkela	Steel Grade	Ex-Plant,Rourkela	27 Aug   17.36 IST	35,200	0	- 1,900	- 4,500
Ex-Bhilai	Steel Grade	Ex-Plant,Bhilai	20 Jun   17.45 IST	38,000	- 4,100	0	- 4,100
DAP-Raigarh	Steel Grade	DAP	27 Aug   17.36 IST	36,350	+ 150	- 900	- 4,950
DAP-Raipur	Steel Grade	DAP	27 Aug   17.36 IST	36,500	- 50	- 1,500	- 5,200
DAP-Hyderabad	Steel Grade	DAP	27 Aug   13.43 IST	38,300	- 100	+ 300	- 2,400
DAP-Delhi	Foundry Grade	DAP	27 Aug   13.40 IST	43,500	0	- 100	- 2,700
DAP-Ludhiana	Foundry Grade	DAP	27 Aug   13.40 IST	43,500	0	+ 500	- 2,500
Ex-Durgapur	Foundry Grade	Ex-Works	27 Aug   13.40 IST	41,500	0	- 2,000	- 3,500
Ex-Kharagpur	Foundry Grade	Ex-Works	27 Aug   13.40 IST	41,500	0	- 2,000	- 3,500
DAP-Ahmedabad	Foundry Grade	DAP	27 Aug   13.40 IST	45,200	0	- 300	- 1,800
DAP-Kolhapur	Foundry Grade	DAP	27 Aug   13.40 IST	45,500	0	- 300	- 1,500

Indian pig iron price assessment frequency has been increased from weekly to daily basis.

## Re - Rolling Scrap (India)

Indian prices (in INR/MT)							
Ex-Alang	9-11mm(6 ANE), Ship Breaking	Ex-Yard	27 Aug   11.11 IST	39,500	+ 200	- 700	- 4,300
	2-5 KG, Ship Breaking	Ex-Yard	27 Aug   11.11 IST	39,000	+ 200	- 700	- 4,300
	6-8mm(4 ANE) , Ship Breaking	Ex-Yard	27 Aug   11.11 IST	38,500	+ 200	- 700	- 4,300
	1-2 KG, Ship Breaking	Ex-Yard	28 Aug   10.36 IST	35,400	+ 200	- 1,800	- 5,000
	Attachment, Ship Breaking	Ex-Yard	28 Aug   10.36 IST	35,200	+ 200	- 1,800	- 5,000
	HMS(80:20), Ship Breaking	Ex-Yard	28 Aug   10.36 IST	34,200	+ 200	- 1,800	- 5,000
	19-22mm(12 ANE), Ship Breaking	Ex-Yard	27 Aug   11.11 IST	41,500	+ 200	- 700	- 4,400
	15-18mm(10 ANE), Ship Breaking	Ex-Yard	27 Aug   11.11 IST	41,500	+ 200	- 700	- 4,300
	1 Inch, Ship Breaking	Ex-Yard	27 Aug   11.11 IST	41,500	+ 200	- 700	- 4,500
	12-14mm(8 ANE), Ship Breaking	Ex-Yard	27 Aug   11.11 IST	41,000	+ 200	- 700	- 4,300
	5-10 KG, Ship Breaking	Ex-Yard	27 Aug   11.11 IST	40,000	+ 200	- 700	- 4,300

## Melting Scrap (India)

Particular/Delivery	Size/Grade	Delivery	As On	Price	Change	1M	3M
Indian prices (in INR/MT)							
Ex-Ludhiana	CR Busheling (Loose)	DAP	27 Aug   17.34 IST	38,200	+ 200	-1,300	-4,400
	End Cutting	DAP	27 Aug   17.34 IST	37,100	+ 200	-1,300	-4,400
	Turning Boring Scrap	DAP	27 Aug   17.34 IST	34,500	+ 300	-1,500	-5,000
	CI Scrap, Mixed Size	DAP	27 Aug   17.34 IST	38,900	0	-200	-1,300
Ex-Mandi	CR Busheling (Loose)	DAP	27 Aug   17.34 IST	38,400	+ 200	-1,400	-4,400
	End Cutting	DAP	27 Aug   17.34 IST	37,300	+ 200	-1,400	-4,400
	HMS(80:20)	DAP	27 Aug   17.34 IST	34,500	+ 200	-1,900	-4,100
	LMS (Light Melting Scrap)	DAP	27 Aug   17.34 IST	32,300	+ 200	-1,900	-4,500
Ex-Durgapur	HMS(80:20)	DAP	27 Aug   17.34 IST	34,000	0	-1,300	-4,500
Ex-Raipur	HMS(80:20)	DAP	27 Aug   17.34 IST	34,200	+100	-1,200	-4,350
	End Cutting	DAP	27 Aug   17.34 IST	36,200	+100	-1,200	-4,500
Ex-Ahmedabad	CR Busheling (Bundle)	DAP	27 Aug   17.34 IST	38,000	0	0	-3,000
	HMS(80:20)	DAP	27 Aug   17.34 IST	33,000	0	-1,200	-5,200
Ex-Alang	HMS(80:20)	Ex-Yard	27 Aug   17.34 IST	34,000	+100	-1,700	-5,500
Ex-Jalna	HMS(80:20)	DAP	27 Aug   17.34 IST	32,700	0	-400	-4,400
	CR Busheling (Loose)	DAP	27 Aug   17.34 IST	35,700	0	-400	-4,400
Ex-Mumbai	HMS(80:20)	DAP	27 Aug   17.34 IST	32,500	0	-500	-4,000
	HMS(80:20)	DAP	27 Aug   17.34 IST	32,200	0	+400	-2,800
Ex-Chennai	CR Busheling (Bundle)	DAP	27 Aug   17.34 IST	35,900	0	-300	-2,300
	HMS(90:10)	DAP	27 Aug   17.34 IST	34,200	0	-400	-2,500
	Turning Boring Scrap	DAP	27 Aug   17.34 IST	31,300	0	+500	-2,800
Ex-Coimbatore	CI Scrap, Mixed Size	DAP	27 Aug   17.34 IST	37,000	-600	-700	-800
Ex-Hyderabad	HMS(80:20)	DAP	27 Aug   17.34 IST	30,000	0	-700	-3,500
	HMS(90:10)	DAP	27 Aug   17.34 IST	31,500	0	-700	-3,500
Ex-Bhilai	9-13 Meters, 60 KG	Ex-works	25 Jul   14.36 IST	40,800	-3,620	-350	-700

## Mill Scale (India)

Indian prices (in INR/MT)							
Ex Plant, Raipur	Fines, Fe 70/68%	EXW	24 Aug   13.08 IST	6,950	0	+150	-250
Ex-Kandla	Fines, Fe 70/68%	DAP	24 Aug   13.08 IST	6,650	0	-100	-850

## Sponge Iron (Global)

Particular/Delivery	Size/Grade	Delivery	As On	Price	Change	1M	3M
Global prices (in USD/MT)							
CNF Bangladesh	FeM 80% (+/-1), 100% lumps	-	22 Aug   17.23 IST	\$361	-2	+6	-47
CNF Nepal	Mix (70% lumps, 30% fines), FeM 80% (+/-1)	-	22 Aug   17.23 IST	\$346	+3	-2	-60

## Melting Scrap (Global)

Global prices (in USD/MT)							
FOB Europe	HMS 80:20 (Bulk)	-	21 Aug   18.35 IST	\$336	-9	-23	-18
FOB USA	HMS 80:20	-	27 Aug   17.23 IST	\$333	0	-26	-24.8
	Shredded	-	27 Aug   17.23 IST	\$353	0	-26	-24.8
CNF Bangladesh	H2 (Bulk, Japan origin)	-	21 Aug   18.24 IST	\$397	-8	-7	-1
	HMS 80:20 (Bulk, US Origin)	-	21 Aug   18.24 IST	\$391	-12	-17	-11
	HMS 80:20 (Containers, Europe Origin)	-	27 Aug   18.58 IST	\$391	+1	-15	-13.2
	Shredded (Containers, UK Origin)	-	27 Aug   18.58 IST	\$405	+2	-24.2	-18.2
CNF China	H2	-	27 Aug   11.45 IST	\$331	0	-2	-28
	HMS 80:20 (Bulk)	-	27 Aug   11.45 IST	\$347	0	-4.6	-7.2
	Shredded	-	27 Aug   11.45 IST	\$410	0	0	+2
CNF India	HMS 80:20 (Europe Origin, Containers)	-	27 Aug   18.58 IST	\$374	+3	-15.8	-23.8
	HMS 80:20 (West Africa Origin, Containers)	-	27 Aug   18.58 IST	\$370	+2	-17	-24.2
	HMS 80:20 (West Africa Origin, Containers)	-	27 Aug   18.58 IST	\$370	0	-21.8	-28
	Shredded (Europe Origin, Containers)	-	27 Aug   18.58 IST	\$391	+1	-24	-26.6
	Shredded (US Origin, Containers)	-	27 Aug   18.58 IST	\$388	+1	-23	-27
CNF Pakistan	Shredded (Containers, Europe Origin)	-	27 Aug   18.58 IST	\$399	+3	-29.4	-23
CNF Taiwan	HMS 80:20 (US Origin, Containers)	-	21 Aug   13.42 IST	\$340	-5	-7	-8
CNF Thailand	HMS 70:30	-	29 Jan   17.41 IST	\$352	+2	NA	NA
CNF Turkey	HMS 80:20 (Bulk, US Origin)	-	27 Aug   18.58 IST	\$361	+1	-27	-19.2

CNF Vietnam	H2, (Bulk, Japan origin)	-	26 Aug   19.01 IST	\$362	-4	-8	-10
	HMS 80:20 (Bulk, US Origin)	-	26 Aug   19.01 IST	\$372	-3	-13	-11

## Pig Iron (Global)

Particular/Delivery	Size/Grade	Delivery	As On	Price	Change	1M	3M
Global prices (in USD/MT)							
FOB Black Sea	Steel Grade	-	24 Aug   11.32 IST	\$390	-2	-17	-22
FOB Brazil	Steel Grade	-	24 Aug   11.32 IST	\$442	0	0	-8
CNF Italy	Steel Grade	-	24 Aug   11.33 IST	\$437	-2	-14	-23

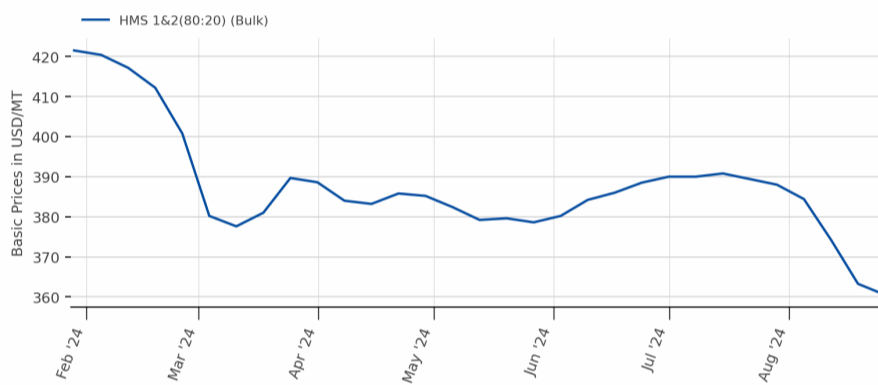
Weekly Assessment,, \*Tender Prices in export

## Ship Breaking (Global)

Global prices (in USD/MT)							
CNF Bangladesh	Containers	-	27 Aug   11.42 IST	\$530	0	+10	-30
	Tanker	-	27 Aug   11.42 IST	\$520	0	+10	-20
CNF India	Containers	-	27 Aug   11.42 IST	\$520	0	-10	-40
	Tanker	-	27 Aug   11.42 IST	\$510	0	-10	-30
CNF Pakistan	Containers	-	27 Aug   11.42 IST	\$510	0	-30	-20
	Tanker	-	27 Aug   11.42 IST	\$500	0	-30	-20
CNF Turkey	Containers	-	27 Aug   11.42 IST	\$365	-15	-15	-15
	Tanker	-	27 Aug   11.42 IST	\$355	-15	-15	-15

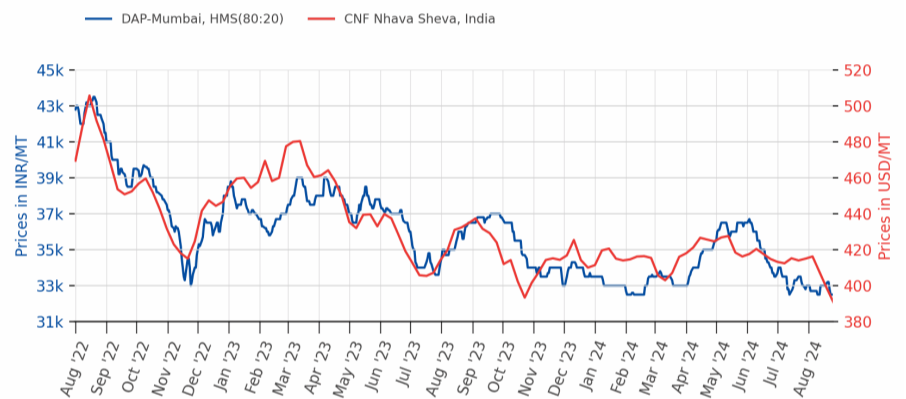
Note:- W-O-W: Week On Week, 1M: Change over last month, 3M: Change over last 3 months

Melting Scrap, CNF Turkey



Source:BigMint

Melting Scrap DAP Mumbai/CNF India

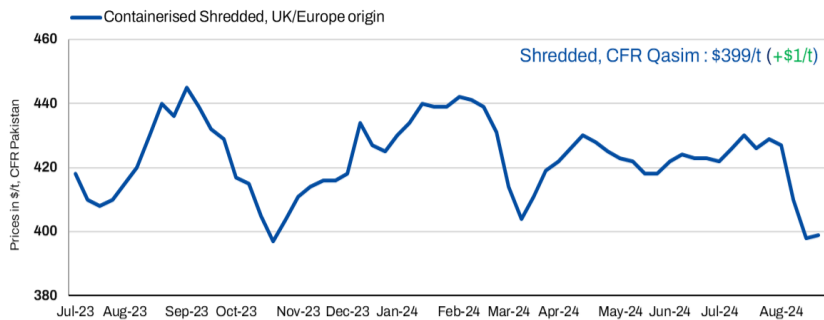


Source:BigMint





Pakistan : Imported shredded scrap price trend



Source: BigMint

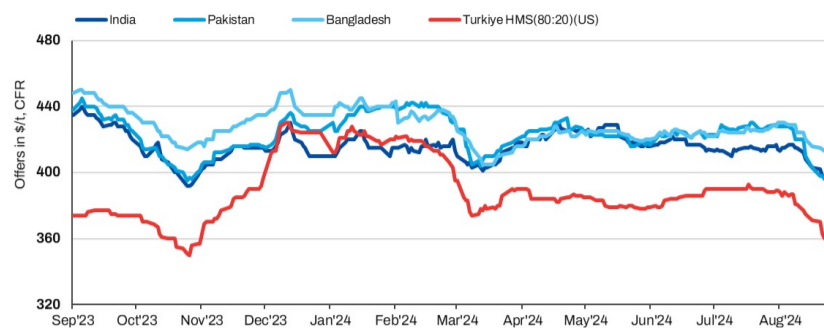
**Pakistan: Imported scrap index remains range-bound w-o-w; steelmakers slash CRC prices to drive sales**

2024-08-27

[READ MORE](#)



South Asia: Imported shredded scrap offers from UK/Europe



Source: BigMint

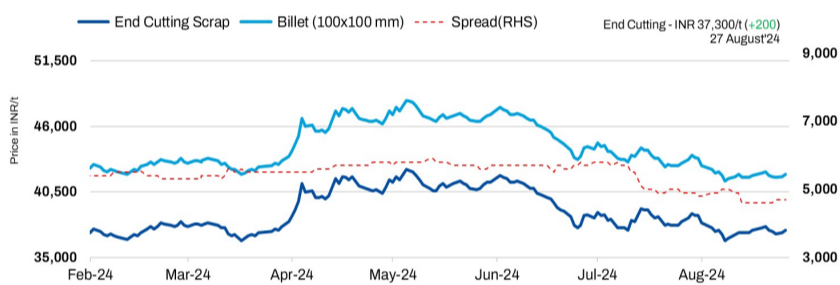
**South Asia: Imported ferrous scrap prices inch up despite sluggish trade in India, Bangladesh**

2024-08-27

[READ MORE](#)



India: Melting scrap index DAP-Mandi Gobingarh (End Cutting vs Billet)



Source: BigMint

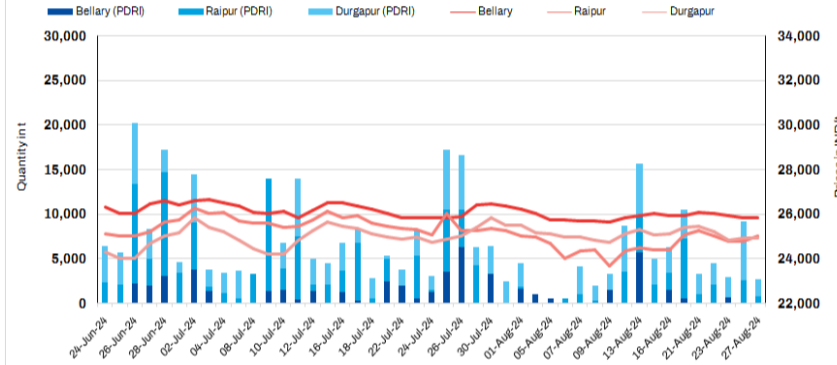
**India: BigMint's scrap index increases by INR 200/t d-o-d - 27 Aug'24**

2024-08-27

[READ MORE](#)



India Sponge iron price & trade volume



Source: BigMint Research

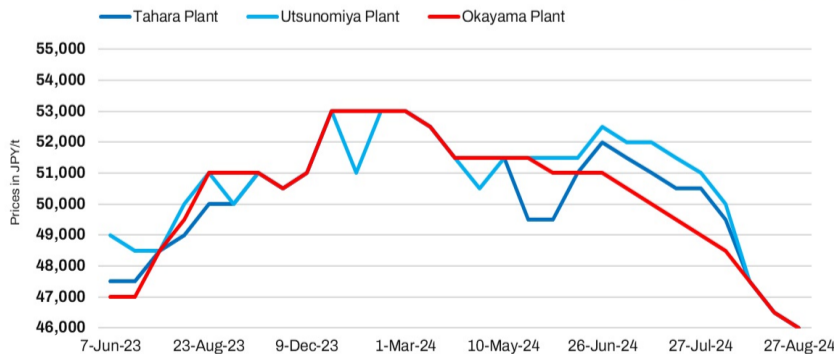
**India: Sponge iron prices rise on moderate trade - 27 Aug**

2024-08-27

[READ MORE](#)



Japan: Tokyo Steel H2 scrap purchase price trend



Source: BigMint

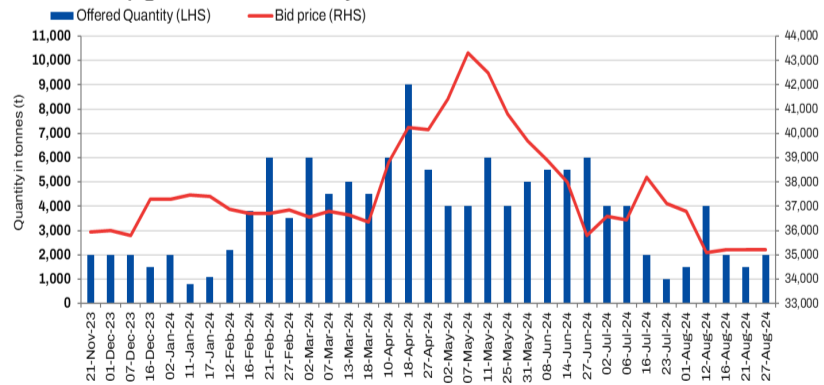
**Japan: Tokyo Steel cuts scrap buy prices further by \$3/t for each plants**

2024-08-27

[READ MORE](#)



SAIL RSP pig iron auction summary



Last updated on 27-Aug-24 Source: BigMint

**India: SAIL-RSP's pig iron auction generates positive response**

2024-08-27

[READ MORE](#)



## Japanese ferrous scrap market updates

**Japan: Envipro Holdings plans to increase port handling capacity amid surge in global scrap trade**

2024-08-26

[READ MORE](#)

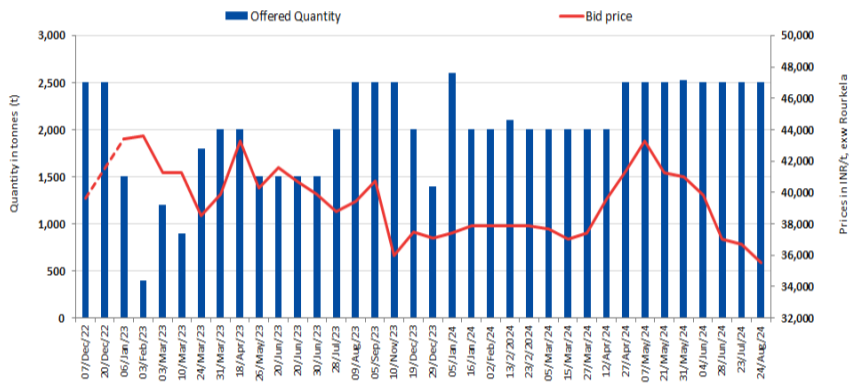
## Japanese domestic ferrous scrap market update

**Japan: Chubu region ferrous scrap prices drop by JPY 1,000-2,000/t (\$7-14/t)**

2024-08-26

[READ MORE](#)

### SAIL DSP Pig Iron auction summary



Source: BigMint Research

**India: Buyers book entire quantity in SAIL-DSP's pig iron auction**

2024-08-24

[READ MORE](#)

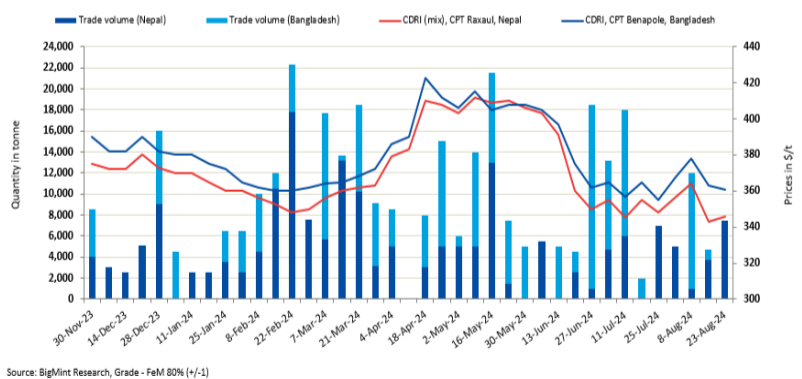
## Japanese domestic ferrous scrap market update

**Japan: EAF manufacturers further reduce scrap procurement prices**

2024-08-23

[READ MORE](#)

### India: Sponge iron Export Trade Vs Prices



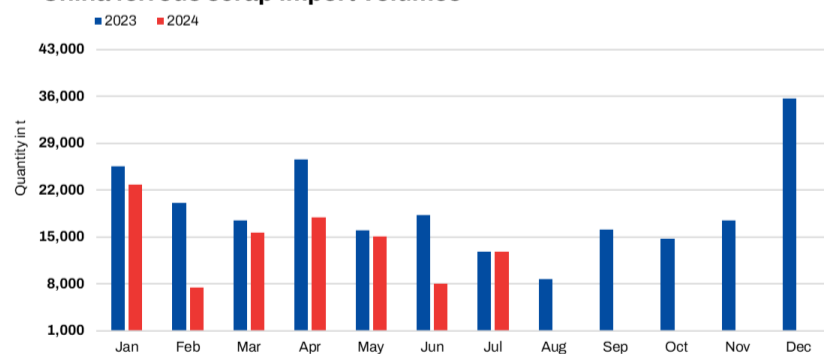
Source: BigMint Research, Grade - FeM 80% (+/-)

**India: About 7,500 t sponge iron export deals conclude for Nepal**

2024-08-23

[READ MORE](#)

### China ferrous scrap import volumes



Source: BigMint Stats

**China: Ferrous scrap imports jump by over 50% m-o-m in Jul'24**

2024-08-22

[READ MORE](#)

# Steel

## Ingot/Billet (India)

Region	Particular	INGOT				BILLET			
		Price	Change	W-O-W	1M	Price	Change	W-O-W	1M
Indian prices (in INR/MT) <span style="float: right;">As on 27 Aug 2024</span>									
North India	Ghaziabad	41,200	0	-100	-300	-	-	-	-
North India	Ludhiana	44,500	+400	0	-1,400	-	-	-	-
North India	Mandi Gobindgarh	41,900	+100	-250	-1,700	41,950	+100	-200	-1,650
North India	Muzaffarnagar	41,200	0	0	+200	-	-	-	-
East India	Rourkela	37,200	+100	-150	-1,250	37,900	+200	0	-1,050
Central India	Raigarh	38,000	+200	-100	-900	38,350	+150	-150	-1,000
Central India	Raipur	38,300	+100	-300	-850	38,600	+150	-400	-1,050
West India	Ahmedabad	40,600	+400	-100	-1,400	41,200	+200	-300	-1,800
West India	Jaipur	40,500	+100	-50	-1,100	-	-	-	-
West India	Mumbai	40,500	+200	-400	-1,000	41,000	+300	-400	-1,000
East India	Durgapur	-	-	-	-	38,600	-200	-300	-1,600
East India	Kolkata	-	-	-	-	39,300	-200	-300	-1,600
West India	Bhavnagar	-	-	-	-	40,900	+200	-300	-1,600
West India	Goa	-	-	-	-	40,300	0	0	-200
West India	Jalna	-	-	-	-	40,600	+200	-200	-1,400
South India	Chennai	-	-	-	-	41,700	-100	-100	-600
South India	HINDPUR	-	-	-	-	40,800	0	-200	-900
South India	Hyderabad	-	-	-	-	39,500	0	0	-700
Eastern India	Ramgarh	-	-	-	-	38,800	+300	-200	-1,150

All prices are basic, GST @ 18% extra. Ingot - 3.5"\*4.5", Commercial Grade, Billet - 100\*100

## Rebar (India)

Particular/Delivery	Size/Grade	Delivery	As On	Price	PRICE @ 18%GST	Change	1M	3M
Indian prices (in INR/MT)								
Exy-Delhi/NCR	12-32mm, BF Route, IS 1786 Fe 550D	Ex-Yard	23 Aug   16.53 IST	49,800	58,800	-400	-2,300	-8,400
	12-32mm, BF Route, IS 1786 Fe 500D	Ex-Yard	23 Aug   16.53 IST	49,800	58,800	-400	-2,300	-8,400
Exy-Durgapur	12-32mm BF Route, IS 1786 Fe 550D	Ex-Yard	23 Aug   16.53 IST	49,300	58,200	-1,000	-3,100	-7,300
	12-32mm BF Route, IS 1786 Fe 500D	Ex-Yard	23 Aug   16.53 IST	49,300	58,200	-1,000	-3,100	-7,300
Exy-Ahmedabad	12-32mm BF Route, IS 1786 Fe 500D	Ex-Yard	23 Aug   16.53 IST	49,600	58,500	-700	-2,700	-8,200
	12-32mm BF Route, IS 1786 Fe 550D	Ex-Yard	23 Aug   16.53 IST	49,600	58,500	-700	-2,700	-8,200
Exy-Mumbai	12-32mm, BF Route, IS 1786 Fe 500D	Ex-Yard	23 Aug   16.53 IST	49,600	58,500	-300	-2,100	-8,400
	12-32mm, BF Route, IS 1786 Fe 550D	Ex-Yard	23 Aug   16.53 IST	49,600	58,500	-300	-2,100	-8,400
Exy-Bangalore	12-32mm, BF Route, IS 1786 Fe 550D	Ex-Yard	23 Aug   16.53 IST	50,500	59,600	-500	-2,200	-8,000
	12-32mm, BF Route, IS 1786 Fe 500D	Ex-Yard	23 Aug   16.53 IST	50,500	59,600	-500	-2,200	-8,000
Exy-Chennai	12-32mm, BF Route, IS 1786 Fe 500D	Ex-Yard	23 Aug   16.53 IST	50,200	59,200	-1,000	-2,300	-8,400
	12-32mm, BF Route, IS 1786 Fe 550D	Ex-Yard	23 Aug   16.53 IST	50,200	59,200	-1,000	-2,300	-8,400
Exy-Hyderabad	12-32mm, BF Route, IS 1786 Fe 500D	Ex-Yard	23 Aug   16.53 IST	49,400	58,300	-800	-2,500	-8,900
	12-32mm, BF Route, IS 1786 Fe 550D	Ex-Yard	23 Aug   16.53 IST	49,400	58,300	-800	-2,500	-8,900

Indian prices (in INR/MT)

Ex-Delhi/NCR	12-25mm, IF Route, Fe 500, IS 1786	Ex-Works	27 Aug   17.39 IST	45,700	53,900	+300	-1,500	-6,000
Ex-Jaipur	12-25mm IF route, Fe 500, IS 1786	Ex-Works	27 Aug   13.41 IST	44,400	52,400	+300	-1,700	-6,600
Ex-Mandi Gobindgarh	12-25mm, IF Route, Fe 500, IS 1786	Ex-Works	27 Aug   13.41 IST	46,600	55,000	+200	-1,400	-5,800
Ex-Muzaffarnagar	12-25mm, IF Route, Fe 500, IS 1786	Ex-Works	27 Aug   13.41 IST	44,400	52,400	+100	-1,000	-6,500
Ex-Durgapur	12-25mm, IF Route, Fe 500D, IS 1786	Ex-Works	27 Aug   17.39 IST	43,200	51,000	+200	-1,500	-6,700
	12-25mm, IF Route, Fe 500, IS 1786	Ex-Works	27 Aug   17.39 IST	41,100	48,500	+200	-1,500	-6,700
Ex-Rourkela	12-25mm, IF Route, Fe 500, IS 1786	Ex-Works	27 Aug   13.41 IST	41,600	49,100	+100	-600	-7,000
	12-25mm, IF Route, Fe 500D, IS 1786	Ex-Works	27 Aug   13.41 IST	48,500	57,200	0	+700	-4,800
Ex-Raigarh	12-25mm, IF Route, Fe 500, IS 1786	Ex-Works	27 Aug   13.41 IST	41,200	48,600	+100	-800	-7,000
Ex-Raipur	12-25mm, IF Route, Fe 500, IS 1786	Ex-Works	27 Aug   17.39 IST	41,600	49,100	0	-800	-7,300
	12-25mm, IF Route, Fe 500D, IS 1786	Ex-Works	27 Aug   13.41 IST	44,800	52,900	+500	-500	-7,200
Ex-Ahmedabad	12-25mm, IF Route, Fe 500, IS 1786	FOR	27 Aug   13.41 IST	44,900	53,000	0	-1,700	-6,600

Ex-Goa	12-25mm, IF Route, Fe 500, IS 1786	Ex-Works	27 Aug   13.41 IST	46,400	54,800	0	- 900	- 5,500
Ex-Jalna	12-25mm, IF Route, Fe 500, IS 1786	Ex-Works	27 Aug   13.41 IST	44,600	52,600	- 100	- 1,100	- 8,800
Ex-Mumbai	12-25mm, IF Route, Fe 500, IS 1786	Ex-Works	27 Aug   13.41 IST	45,800	54,000	0	+ 600	- 6,500
Ex-Bangalore	12-25mm, IF Route, Fe 550D, IS 1786	Ex-Works	27 Aug   13.41 IST	49,800	58,800	0	- 800	- 4,900
	12-25mm, IF Route, Fe 550, IS 1786	Ex-Works	27 Aug   13.41 IST	46,200	54,500	- 300	- 1,300	- 5,800
Ex-Chennai	12-25mm, IF Route, Fe 500, IS 1786	Ex-Works	27 Aug   13.41 IST	46,200	54,500	0	- 1,300	- 5,300
Ex-Hyderabad	12-25mm, IF Route, Fe 500, IS 1786	Ex-Works	27 Aug   13.41 IST	43,500	51,300	0	- 1,000	- 6,500
Ex-Patna	12-25mm IF route, Fe 500, IS 1786	Ex-Works	27 Aug   13.41 IST	42,600	50,300	+ 200	- 1,400	- 7,200

## Structure (Medium & Small Scale Producers) (India)

Region/Zone	Particular	40 ANGLE	Change	1M	75 CHANNEL	Change	1M	200 BEAM	Change	1M
Indian prices (in INR/MT)										
North India	Ghaziabad	-	-	-	-	-	-	49,200	0	- 500
East India	Durgapur	44,000	+ 200	- 1,500	44,000	+ 200	- 1,500	44,750	+ 200	- 1,000
Central India	Raipur	-	-	-	44,400	+ 200	- 500	-	-	-
West India	Ahmedabad	46,000	0	- 1,500	46,000	0	- 1,500	-	-	-
West India	Mumbai	48,300	+ 200	- 600	49,100	+ 200	- 600	-	-	-
South India	Hyderabad	46,700	- 200	- 800	46,300	- 200	- 800	-	-	-

Indian Structure price assessment frequency has been increased from weekly to daily basis, All prices are basic, Commercial Grade, Basic Price GST @ 18% extra

## Wire Rod (India)

Particular	Size/Grade	Raipur	Change	W-O-W	Durgapur	Change	W-O-W
Indian prices (in INR/MT)							
SWRY 14 LC Gr 3, Induction route	5.5 mm	42,400	+ 100	- 800	42,100	+ 100	- 200
HB Wire, Induction route	12 Gauge	44,900	+ 100	- 800	44,600	+ 100	- 200
GI Wire, Induction route	12 Gauge	49,100	+ 200	- 600	52,100	+ 100	- 300
Binding Wire, Induction route	20 Gauge	51,000	+ 200	- 800	51,100	+ 100	- 200
Barbed Wire, Induction route	12*12 Gauge	51,100	+ 200	- 600	55,100	+ 100	- 200

Daily Assessment, Commercial Grade, Basic Price GST @ 18% extra

## HRC (India)

Particular/Delivery	Size/Grade	Delivery	As On	Price	Change	1M	3M
Indian prices (in INR/MT)							
Delhi	2.5-8mm / CTL, IS2062, Gr E250 Br.	Ex-stockyard	27 Aug   17.57 IST	50,400	0	- 650	- 4,200
	1.8mm / CTL, IS2062, Gr E250 Br.	Ex-stockyard	27 Aug   17.57 IST	51,700	0	- 800	- 3,700
Faridabad	2.5-8mm / CTL, IS2062, Gr E350 Br.	Ex-stockyard	27 Aug   17.57 IST	53,200	0	- 800	- 3,700
	2.5-8mm / CTL, IS2062, Gr E250 Br.	Ex-stockyard	27 Aug   17.57 IST	50,200	0	- 750	- 3,700
Ludhiana	2.5-8mm / CTL, IS2062, Gr E250 Br.	Ex-stockyard	27 Aug   17.57 IST	51,000	0	- 1,200	- 3,900
Kolkata	2.5-8mm / CTL, IS2062, Gr E250 Br.	Ex-stockyard	27 Aug   17.57 IST	48,300	- 200	- 2,100	- 5,000
Ahmedabad	2.5-8mm / CTL, IS2062, Gr E250 Br.	Ex-stockyard	27 Aug   17.57 IST	51,000	0	- 1,450	- 3,750
	2.5-8mm / CTL, IS2062, Gr E350 Br.	Ex-stockyard	27 Aug   17.57 IST	53,300	0	- 850	- 3,650
Mumbai	2.5-8mm / CTL, IS2062, Gr E250 Br.	Ex-stockyard	27 Aug   17.57 IST	50,300	0	- 950	- 3,600
	1.8mm / CTL, IS2062, Gr E250 Br.	Ex-stockyard	27 Aug   17.57 IST	51,800	0	- 950	- 3,650
Bangalore	2.5-8mm / CTL, IS2062, Gr E250 Br.	Ex-stockyard	27 Aug   17.57 IST	52,100	- 600	- 2,350	- 4,450
Chennai	2.5-8mm / CTL, IS2062, Gr E250 Br.	Ex-stockyard	27 Aug   17.57 IST	50,500	0	- 2,000	- 5,250
	1.8mm / CTL, IS2062, Gr E250 Br.	Ex-stockyard	27 Aug   17.57 IST	52,300	0	- 1,600	- 4,950
Hyderabad	2.5-8mm / CTL, IS2062, Gr E250 Br.	Ex-stockyard	27 Aug   17.57 IST	50,000	- 400	- 1,800	- 4,550

Weekly Assessment, Commercial Grade, \*Basic Price GST @ 18% extra.,

## CRC (India)

Particular/Delivery	Size/Grade	Delivery	As On	Price	Change	1M	3M
Indian prices (in INR/MT)							
Delhi	0.90mm / CTL, IS 513, CR1	Ex-stockyard	27 Aug   18.03 IST	58,000	0	- 850	- 2,900
Faridabad	0.5mm / CTL, IS 513, CR1	Ex-stockyard	27 Aug   18.03 IST	59,200	0	- 1,100	- 2,550
	0.90mm / CTL, IS 513, CR1	Ex-stockyard	27 Aug   18.03 IST	57,700	0	- 1,100	- 2,550
Ludhiana	0.90mm / CTL, IS 513, CR1	Ex-stockyard	27 Aug   18.03 IST	58,000	0	- 1,000	- 3,200
Kolkata	0.90mm / CTL, IS 513, CR1	Ex-stockyard	27 Aug   18.03 IST	55,600	+ 800	- 800	- 2,900
Ahmedabad	0.90mm / CTL, IS 513, CR1	Ex-stockyard	27 Aug   18.03 IST	57,500	- 300	- 2,050	- 3,650

Mumbai	0.5mm / CTL, IS 513, CR1	Ex-stockyard	27 Aug   18.03 IST	58,800	0	-1,350	-3,400
	0.90mm / CTL, IS 513, CR1	Ex-stockyard	27 Aug   18.03 IST	57,400	0	-1,300	-3,300
Bangalore	0.9mm / CTL, IS 513, CR1	Ex-stockyard	27 Aug   18.03 IST	60,000	-500	-2,500	-3,300
Chennai	0.90mm / CTL, IS 513, CR1	Ex-stockyard	27 Aug   18.03 IST	61,500	0	-650	-1,950
	0.5mm / CTL, IS 513, CR1	Ex-stockyard	27 Aug   18.03 IST	63,000	0	-650	-1,950
Hyderabad	0.90mm / CTL, IS 513, CR1	Ex-stockyard	27 Aug   18.03 IST	58,300	-700	-2,700	-4,450

Weekly Assessment, Commercial Grade, \*Basic Price GST @ 18% extra.,

## HR Plate (India)

Particular/Delivery	Size/Grade	Delivery	As On	Price	Change	1M	3M
Indian prices (in INR/MT)							
Delhi	60-100mm, Gr E350 Br.	Ex-stockyard	21 Aug   18.32 IST	61,900	-300	-2,400	-4,600
	5-10mm, Gr E350 Br.	Ex-stockyard	21 Aug   18.32 IST	54,000	-500	-1,300	-4,200
	20-40mm, Gr E350 Br.	Ex-stockyard	21 Aug   18.32 IST	58,200	-500	-2,000	-3,900
	60-100mm, Gr E250 Br.	Ex-stockyard	21 Aug   18.32 IST	58,400	-300	-2,400	-4,400
	5-10mm, Gr E250 Br.	Ex-stockyard	21 Aug   18.32 IST	50,500	-500	-1,300	-4,100
	20-40mm, Gr E250 Br.	Ex-stockyard	21 Aug   18.32 IST	54,700	-500	-2,200	-3,700
Mumbai	60-100mm, Gr E350 Br.	Ex-stockyard	21 Aug   18.32 IST	61,800	-1,000	-2,400	-3,900
	5-10mm, Gr E350 Br.	Ex-stockyard	21 Aug   18.32 IST	54,000	-500	-2,300	-4,300
	20-40mm, Gr E350 Br.	Ex-stockyard	21 Aug   18.32 IST	58,000	-700	-2,100	-3,400
	60-100mm, Gr E250 Br.	Ex-stockyard	21 Aug   18.32 IST	58,300	-1,200	-2,500	-3,800
	5-10mm, Gr E250 Br.	Ex-stockyard	21 Aug   18.32 IST	50,500	-500	-2,200	-4,500
	20-40mm, Gr E250 Br.	Ex-stockyard	21 Aug   18.32 IST	54,500	-800	-2,300	-3,500

Weekly Assessment, Commercial Grade, Basic Price GST @ 18% extra

## GP (India)

Indian prices (in INR/MT)							
Delhi	0.7mm / CTL, 120 GSM, IS277	Ex-stockyard	22 Aug   19.07 IST	60,200	-400	-3,200	-5,700
	0.6mm / CTL, 120 GSM, IS277	Ex-stockyard	22 Aug   19.07 IST	61,500	-700	-3,500	-5,900
Mumbai	0.8mm / CTL, 120 GSM, IS277	Ex-stockyard	22 Aug   19.07 IST	60,300	-900	-2,800	-4,500
	0.6mm / CTL, 120 GSM, IS277	Ex-stockyard	22 Aug   19.07 IST	61,800	-900	-2,800	-4,500
Chennai	0.8-1.6mm / CTL, 120gsm, IS277	Ex-stockyard	22 Aug   19.07 IST	63,800	0	-2,200	-6,800
	0.6mm / CTL, 120 GSM, IS277	Ex-stockyard	22 Aug   19.07 IST	65,300	0	-2,200	-6,800
Hyderabad	0.8mm / CTL, 120 GSM, IS277	Ex-stockyard	22 Aug   19.07 IST	64,300	-700	-2,400	-4,300
	0.6mm / CTL, 120 GSM, IS277	Ex-stockyard	22 Aug   19.07 IST	65,800	-700	-2,400	-4,300

## PPGI (India)

Particular/Delivery	Size/Grade	Delivery	As On	Price	Change	1M	3M
Indian prices (in INR/MT)							
Delhi	0.5mm / CTL, 90 GSM, IS14246	Ex-stockyard	22 Aug   18.57 IST	70,000	-500	-2,700	-4,900
Mumbai	0.5mm / CTL, 90 GSM, IS14246	Ex-stockyard	22 Aug   18.57 IST	68,800	-1,200	-2,900	-5,400

## MS Pipes (India)

Indian prices (in INR/MT)							
Ex-Raipur	41-60 OD (Patra Based)	Ex-works	27 Aug   16.16 IST	41,900	+100	-1,600	-6,700
Ex-Mandi Gobindgarh	41-60 OD (Patra Based)	Ex-works	27 Aug   16.16 IST	44,000	0	-2,500	-5,900
Exy-Delhi	2.2-6mm, IS 1239,IS 1161 (HR Coil Based)	Ex-Yard	21 Aug   17.44 IST	56,000	0	-1,500	-5,000
Exy-Raipur	2.2-6mm, IS 1239,IS 1161 (HR Coil Based)	Ex-Yard	21 Aug   17.44 IST	55,000	0	-2,000	-4,500
Exy-Mumbai	2.2-6mm, IS 1239,IS 1161 (HR Coil Based)	Ex-Yard	21 Aug   17.44 IST	55,000	0	-1,500	-5,500
Exy-Pune	2.2-6mm, IS 1239,IS 1161 (HR Coil Based)	Ex-Yard	21 Aug   17.44 IST	55,000	0	-1,500	-5,500
Exy-Bangalore	2.2-6mm, IS 1239,IS 1161 (HR Coil Based)	Ex-Yard	21 Aug   17.44 IST	55,500	0	-1,500	-4,000
Exy-Hyderabad	2.2-6mm, IS 1239,IS 1161 (HR Coil Based)	Ex-Yard	21 Aug   17.44 IST	55,500	0	-1,500	-4,000

## Billet (Global)

Particular/Delivery	Size/Grade	Delivery	As On	Price	Change	1M	3M
Global prices (in USD/MT)							
FOB India	150*150, 3SP/4SP	-	27 Aug   18.45 IST	\$490	0	0	NA
FOB Iran	130*130, 3SP	-	27 Aug   18.45 IST	\$465	0	-5	-13
FOB Russia	130*130, 3SP	-	27 Aug   18.45 IST	\$470	0	-20	-25
CNF Nepal	100*100, IS 2831 (IF Grade)	-	27 Aug   18.48 IST	\$485	0	-13	-69.5
CNF Philippines	150*150, 3SP	-	27 Aug   18.48 IST	\$470	+7	-17.5	-52.5
CNF Turkey	120*120	-	27 Aug   18.48 IST	\$485	0	-22.5	-35

Weekly Assessment

## Rebar (Global)



Particular/Delivery	Size/Grade	Delivery	As On	Price	Change	1M	3M
Global prices (in USD/MT)							
FOB Turkey	12-32mm, Commercial	-	23 Aug   13.29 IST	\$573	-4	-7	-5

## Wire Rod (Global)

Particular/Delivery	Size/Grade	Delivery	As On	Price	Change	1M	3M
Global prices (in USD/MT)							
CNF Nepal	5.5-6.0mm, Commercial Grade	-	24 Aug   13.10 IST	\$530	0	0	-62
	6-8 mm, ASTM A510 SAE 1008	-	24 Aug   13.10 IST	\$585	0	0	NA

## HRC (Global)

Particular/Delivery	Size/Grade	Delivery	As On	Price	Change	1M	3M
Global prices (in USD/MT)							
CNF Bangladesh	2mm, SAE 1006 (China origin)	-	27 Aug   18.45 IST	\$520	+15	-20	-55
CNF Dubai	2mm, SAE1006 (India origin), SAE1006	-	23 Apr   18.30 IST	\$595	0	NA	NA
CNF Europe	3-4mm, S235JR	-	27 Aug   18.45 IST	\$520	+10	-30	-65
	3mm+, S275	-	27 Aug   18.45 IST	\$620	0	-30	NA
CNF India	2-12 mm, SS400 (China Origin)	-	27 Aug   18.45 IST	\$495	0	-40	-65
	3mm, SS400 (South Korea Origin)	-	16 Jul   18.40 IST	\$570	-30	NA	NA
CNF Nepal	2mm, SAE1006 (India origin), SAE1006	-	27 Aug   18.45 IST	\$560	-5	-40	-70
CNF Pakistan	2mm, SS400 (China origin), SS400	-	27 Aug   18.45 IST	\$500	+20	-30	-52
	2mm, SS400 (Japan origin), SS400	-	28 May   18.42 IST	\$585	0	NA	NA
CNF UAE	2mm, SAE1006 (China Origin)	-	27 Aug   18.45 IST	\$500	-10	-40	-75
	2 mm, SAE 1006 (Formosa, skin pass)	-	16 Aug   13.35 IST	\$534	-41	NA	NA
CNF Vietnam	2-20mm, SAE 1006 (India Origin)	-	09 Apr   18.25 IST	\$567	0	NA	NA
	2-3mm, SAE 1006 (China Origin)	-	27 Aug   18.45 IST	\$485	-15	-35	-70
	Thickness - 2-6 mm, Width - 1.1-1.3m	-	01 Aug   17.51 IST	\$530	-25	0	-35
FOB Black Sea	3mm, SAE1006	-	27 Aug   18.50 IST	\$495	0	-48	-67
FOB China	3-12mm, SS400	-	27 Aug   18.50 IST	\$465	+10	-30	-65
FOB India	2.5 mm, SAE1006	-	23 Apr   18.30 IST	\$560	0	NA	NA
FOB Japan	2mm, SS400	-	27 Aug   18.50 IST	\$505	-25	NA	NA
FOB South Korea	1.6-2.5mm, SAE 1006	-	13 Aug   18.46 IST	\$520	-30	NA	NA

## CRC (Global)

Particular/Delivery	Size/Grade	Delivery	As On	Price	Change	1M	3M
Global prices (in USD/MT)							
FOB China	0.90mm, SPCC	-	21 Aug   18.38 IST	\$520	-15	-40	-90
FOB India	0.9 mm, IS 513 Gr.O	-	21 Aug   18.38 IST	\$665	-10	-10	NA
FOB Russia	0.90mm, SPCC	-	21 Aug   18.38 IST	\$590	-17	-47	-65

## HR Plate (Global)

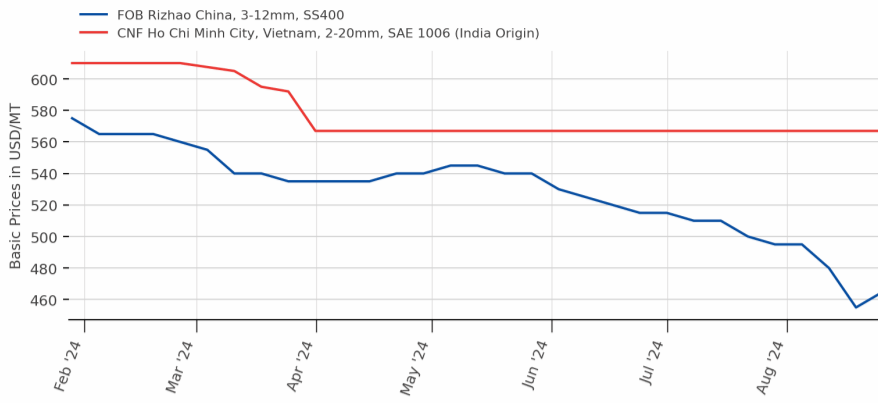
Particular/Delivery	Size/Grade	Delivery	As On	Price	Change	1M	3M
Global prices (in USD/MT)							
FOB China	5-10mm, SS 400	-	21 Aug   18.43 IST	\$480	-20	-45	-75

## GP (Global)

Particular/Delivery	Size/Grade	Delivery	As On	Price	Change	1M	3M
Global prices (in USD/MT)							
FOB China	DX51D+z80, Width 1,000-1,500 mm, thickness 0.5-2mm	-	22 Aug   18.00 IST	\$570	-20	-45	-90
FOB India	Width 900-1250mm, thickness 0.50mm, DX51D+z80, BS EN 10142:2000	-	22 Aug   18.00 IST	\$745	0	-5	NA

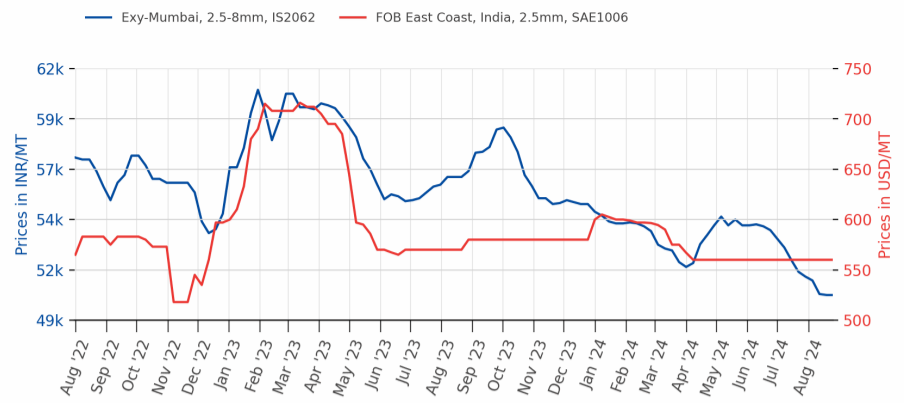
Note:- W-O-W: Week On Week, 1M: Change over last month, 3M: Change over last 3 months

HRC



Source:BigMint

Prices of HRC Exy Mumbai/FOB India



Source:BigMint



### Global Hot-Rolled Coil Export Offers Trend (in Jan'23-Jul'24)

Indian Mills put HRC export offers on hold | July prices updated till 22 Jul'24 | Source: BigMint

**Indian HRC export market remains quiet amid subdued global sentiments**

2024-08-27 [READ MORE](#)

### India: Billet index (daily), exw Raipur

Source: BigMint, Note: Billet trade volumes (provisional) recorded by BigMint

INR 38,600/t (+150), Trade volume: 650 t  
27th Aug'24, 18:00 hrs

**India: BigMint's billet index inches up by INR 150/t amid limited buying - 27 Aug**

2024-08-27 [READ MORE](#)

### Indian DRI, billet and rebar prices, Exw Raipur

Source: BigMint

**Indian DRI, billet and rebar update - 27 Aug**

2024-08-27 [READ MORE](#)

### India: Brandwise rebar offers

**India's Brand-wise Rebar Offers from BF and IF route mills -27 Aug**

2024-08-27 [READ MORE](#)

### India: Bulk HRC import volumes in CY 2024

Source: Bulk vessel line up data | BigMint | CY- Calendar Year | (P)-Provisional

**India: Impact of anti-dumping duty on HRC imports to India**

2024-08-27 [READ MORE](#)

### India: Daily Trade Sheet for steel & related commodities

**BigMint's Daily Trade Sheet - 26 Aug'24**

2024-08-27 [READ MORE](#)





## Ferro Alloy

### Manganese Ore (India)

Particular/Delivery	Size/Grade	Delivery	As On	Price	Change	1M	3M
Indian prices (in INR/MT)							
MOIL	6-80 mm, Lumps, Mn 46%	Ex-Mines	01 Aug   13.27 IST	28,175	-3,131	-3,131	NA
	Lumps, Lumps, Mn 44%, Fe 7%	Ex-Mines	01 Aug   13.27 IST	26,951	-2,995	-2,995	NA
	Lumps, Mn 37%, Fe 7.5%	Ex-Mines	01 Aug   13.27 IST	15,146	-5,601	-5,601	NA
	6-80 mm, Lumps, Mn 30%	Ex-Mines	01 Aug   13.27 IST	7,437	-2,751	-2,751	NA

Weekly Assessment, Prices Ex-Mines Basis Including Royalty

### Chrome Ore (India)

Particular/Delivery	Size/Grade	Delivery	As On	Price	Change	1M	3M
Indian prices (in INR/MT)							
Ex-Jajpur (OMC-eAuction)	Friable 54%+	Ex-Mines	21 Aug   18.29 IST	38,085	-202	NA	NA
	Friable 52-54%	Ex-Mines	21 Aug   18.29 IST	34,119	+1,935	NA	NA
	Friable 50-52%	Ex-Mines	21 Aug   18.29 IST	24,252	-521	NA	NA
	Lumps, Friable 48-50%	Ex-Mines	21 Aug   18.29 IST	23,721	-424	NA	NA

OMC E-Auction Prices Including Royalty

### Silico Manganese (India)

Particular/Delivery	Size/Grade	Delivery	As On	Price	Change	1M	3M
Indian prices (in INR/MT)							
Ex-Durgapur	10-50 MM, HC 60-14	Ex-Works	27 Aug   18.30 IST	68,500	0	-580	-23,900
	25-150 mm, HC 60-14	Ex-Works	27 Aug   18.30 IST	68,000	0	-580	-23,980
	10-150 mm, LC (Mn 55% min.)	Ex-Works	22 Aug   10.02 IST	84,300	-700	+1,300	-27,300
	10-150 mm, MC (Mn 53% min.)	Ex-Works	22 Aug   10.02 IST	79,400	-600	+1,700	-23,200
Ex-Raipur	25-150 mm, HC 60-14	Ex-Works	27 Aug   18.30 IST	68,450	+50	-560	-24,590
Ex-Vizag	25-150 mm, HC 60-14	Ex-Works	27 Aug   18.30 IST	68,150	+50	-330	-23,850

Weekly Assessment; All Prices are basic; GST @ 18% extra

### Ferro Manganese (India)

Particular/Delivery	Size/Grade	Delivery	As On	Price	Change	1M	3M
Indian prices (in INR/MT)							
Ex-Durgapur	10-150 mm, MC (Mn 70% min)	Ex-Works	22 Aug   10.03 IST	103,000	-2,000	-5,750	-30,400
	25-150 mm, HC 70%	Ex-Works	27 Aug   18.31 IST	74,500	+200	-1,040	-22,640
Ex-Raipur	25-150 mm, HC 70%	Ex-Works	27 Aug   18.31 IST	74,700	+200	-540	-22,240

Weekly Assessment; All Prices are basic; GST @ 18% extra

### Ferro Chrome (India)

Particular/Delivery	Size/Grade	Delivery	As On	Price	Change	1M	3M
Indian prices (in INR/MT)							
Ex-Durgapur	10-60 mm, LC 60%	Ex-Works	22 Aug   10.44 IST	219,000	0	0	-13,000
Ex-Jajpur	10-150mm, HC 60%, Si - 2%	Ex-Works	22 Aug   10.44 IST	109,000	+100	-2,000	-3,900
	10-150mm, HC 60%, Si - 4%	Ex-Works	28 Aug   10.27 IST	106,700	0	+850	+800

Weekly Assessment; All Prices are basic; GST @ 18% extra

### Ferro Silicon (India)

Particular/Delivery	Size/Grade	Delivery	As On	Price	Change	1M	3M
Indian prices (in INR/MT)							
Ex-Guwahati	25-150 mm, FeSi 70%	Ex-Works	26 Aug   18.33 IST	88,100	-500	-3,400	-10,500
Ex-Bhutan	25-150 mm, FeSi 70%	Ex-Works	26 Aug   18.33 IST	88,800	-200	-3,050	-9,400

Weekly Assessment; All Prices are basic; GST @ 18% extra

### Manganese Ore (Global)

Particular/Delivery	Size/Grade	Delivery	As On	Price	Change	1M	3M
Global prices (in USD/MT)							
CNF China	Lumps, Mn 37% (USD/dmtu)	-	24 Aug   11.09 IST	\$3.86 /dmtu	-0.01	-0.64	-2.44
	Lumps, Mn 44% (USD/dmtu)	-	24 Aug   11.10 IST	\$6.06 /dmtu	+0.04	-2.91	-2.24

<b>CNF India</b>	Lumps, Mn 37%, (South African origin) (USD/dmtu)	-	24 Aug   11.09 IST	\$4 /dmtu	0	-0.65	-2.45
	Lumps, Mn 44% (USD/dmtu)	-	24 Aug   11.09 IST	\$6.2 /dmtu	+0.05	-2.9	-2.25
	Lumps, Mn 46%, (USD/dmtu)	-	24 Aug   11.09 IST	\$6.65 /dmtu	+0.05	-3.05	-2.35

Weekly Assessment

## Chrome Ore (Global)

Global prices (in USD/MT)							
<b>CNF China</b>	Conc 40-42%, S. Africa	-	27 Aug   17.34 IST	\$315	0	+5	0
	Conc 46-48%, Turkish	-	27 Aug   17.34 IST	\$420	0	-10	+5

Weekly Assessment

## Silico Manganese (Global)

Global prices (in USD/MT)							
<b>FOB India</b>	25-150 mm, HC 60-14	-	27 Aug   18.32 IST	\$830	+5	-6	-293.4
	25-150 mm, HC 65-16	-	27 Aug   18.32 IST	\$958	+4	-8.8	-278.4

Weekly Assessment

## Ferro Manganese (Global)

Global prices (in USD/MT)							
<b>FOB India</b>	25-150 mm, HC 70%	-	27 Aug   18.33 IST	\$907	+2	-32.2	-228.2
	25-150 mm, HC 75%	-	27 Aug   18.33 IST	\$972	0	-40.2	-265

Weekly Assessment

## Ferro Chrome (Global)

Global prices (in USD/MT)							
<b>CNF China</b>	10-150mm, HC 60% (cents/lb)	-	28 Aug   10.26 IST	¢95 /lb	-0.5	-1	-3.5
<b>CNF Japan</b>	10-50mm, HC 60% (cents/lb)	-	28 Aug   10.26 IST	¢100 /lb	0	-1	-7
<b>CNF South Korea</b>	10-50mm, HC 60% (cents/lb)	-	28 Aug   10.26 IST	¢99 /lb	0	-1	-2

Weekly Assessment

## Ferro Silicon (Global)

Global prices (in USD/MT)							
<b>FOB China</b>	10-50 mm, FeSi 75%	-	26 Aug   18.34 IST	\$1,325	0	+25	+65
<b>FOB India</b>	10-50 mm, FeSi 70%	-	26 Aug   18.34 IST	\$1,155	+25	-45	-135

Weekly Assessment

### India: Silico manganese export prices

Source: BigMint

**India: Silico manganese export prices remain firm despite limited demand**

2024-08-27

[READ MORE](#)

### Ferro silicon trades vs index

Source: BigMint | Note: Trade volumes recorded by BigMint

**India: Ferro silicon prices stable as market awaits Bhutan's Sept'24 offers**

2024-08-27

[READ MORE](#)

## Non Ferrous

### Aluminium (India)

Particular/Delivery	Size/Grade	Delivery	As On	Price	Change	1M	3M
Indian prices (in INR/MT)							
Aluminium Ingot ADC12, Exw-Delhi NCR	Non-OEM	Ex-Works	21 Aug   17.27 IST	208,000	+1,000	-2,000	-8,000
Aluminium Extrusion Scrap, Exy-Delhi	6063 & 6061 (Mix)	Ex-Yard	27 Aug   17.24 IST	192,000	0	+2,000	-4,000
Aluminium Utensil Scrap, Exy-Delhi	Loose	Ex-Yard	27 Aug   17.24 IST	182,000	0	+4,000	-7,000
Aluminium Taint Tabor Scrap, Exy-Delhi	Loose	Ex-Yard	27 Aug   17.54 IST	181,000	0	+3,000	-8,000
Aluminium Tense Scrap, Exy-Delhi	Solid (Loose)	Ex-Yard	27 Aug   17.24 IST	177,000	0	+2,000	-12,000
Aluminium Ingot P1020, Exy-Delhi	Ingot EC Grade 99.70%	Ex-Yard	27 Aug   17.54 IST	245,000	0	+18,500	-21,000
Aluminium Ingot ADC12, Exw-Delhi NCR	Automobile OEM Approved	Exw-Delhi NCR	07 Aug   17.22 IST	219,000	-2,000	-2,000	+500
Aluminium Extrusion Scrap, Exy-Mumbai	6063 (Loose)	Ex-Yard	26 Aug   16.39 IST	204,000	0	+10,000	+1,000
Aluminium Utensil Scrap, Exy-Mumbai	Utensil (Loose)	DAP	26 Aug   16.39 IST	190,000	+2,000	+4,000	+3,000
Aluminium Ingot P1020, Exy-Mumbai	Ingot EC Grade 99.70%	Ex-Yard	26 Aug   16.39 IST	235,000	+4,000	+17,000	-12,000
Aluminium Ingot ADC12, Exw-Chennai	Automobile OEM Approved	Exw-Chennai	07 Aug   17.22 IST	218,000	-1,000	-1,000	NA
	Non-OEM	Ex-Works	21 Aug   17.27 IST	210,000	+1,000	-2,000	NA
Aluminium Tense Scrap, Exy-Chennai	Solid (Loose)	Ex-Yard	27 Aug   17.24 IST	178,000	0	+2,500	NA

### Aluminium (Global)

Particular/Delivery	Size/Grade	Delivery	As On	Price	Change	1M	3M
Global prices (in USD/MT)							
Aluminium Extrusion Scrap, CFR Nhava Sheva, Middle East	6063 (Briquetted)	-	27 Aug   17.13 IST	\$2,340	+40	+80	-120
Aluminium Taint Tabor Scrap, CFR Nhava Sheva, Middle East	Briquetted, Clean	-	27 Aug   17.13 IST	\$2,150	+60	+115	-80
Aluminium Taint Tabor, CFR Nahva Sheva, UK	Cut and sheared 9-10% attachment	-	27 Aug   17.13 IST	\$1,790	+30	+40	-100
Aluminium Taint Tabor, CFR Nahva Sheva, US	HRB, Attachment 3%	-	27 Aug   17.13 IST	\$1,945	+35	+55	-125
Aluminium Talk Scrap, CFR Nhava Sheva, Middle East	Solid (Clean)	-	27 Aug   17.13 IST	\$4,760	+160	+195	-300
Aluminium Talk, CFR Nahva Sheva, US	Solid (Clean)	-	27 Aug   17.13 IST	\$4,990	+90	+205	-340
Aluminium Tense Scrap, CFR Nhava Sheva, Middle East	Attachments 8-9%, Mix	-	27 Aug   17.13 IST	\$1,815	+35	+85	-115
Aluminium Tense, CFR Nahva Sheva, US	Attachments 6-7%	-	27 Aug   17.13 IST	\$1,880	+30	+65	-90
Aluminium Wheel Scrap, CFR Nahva Sheva, UK	Solid (Loose)	-	27 Aug   17.13 IST	\$2,450	+150	+210	-25
Aluminium Zorba 95-5, CFR Nhava Sheva, UK	20 mm, Solid (Shredded)	-	27 Aug   17.13 IST	\$2,020	+20	+45	-130
Silicon Metal, CFR Mundra, China	Grade 553 Si- 98.5%	-	27 Aug   17.13 IST	\$1,720	-20	-70	-290

### Copper (India)

Particular/Delivery	Size/Grade	Delivery	As On	Price	Change	1M	3M
Indian prices (in INR/MT)							
Copper Secondary CC Wire Rods, Exw-Delhi	8 mm, Cu 99% min	Ex-works	27 Aug   17.16 IST	792,000	+ 2,000	+ 1,200	- 69,400
Copper Primary CC Wire Rods, Exw-Delhi	8 mm, Cu 99.99%	Ex-works	27 Aug   17.16 IST	830,000	+ 5,000	+ 12,500	- 63,000
Copper Armature Scrap, Exy-Delhi	Cu 99%	Ex-Yard	27 Aug   17.16 IST	740,000	+ 2,000	- 6,600	- 72,400
Copper Primary CC Wire Rods (CCR), Exy-Mumbai	8 mm, Cu 99.99%	Ex-Yard	26 Aug   16.42 IST	838,000	+ 12,000	+ 26,200	- 54,400
Copper Armature Scrap, Exy-Mumbai	Cu - 98%	DAP	26 Aug   16.42 IST	779,000	+ 5,000	+ 600	- 53,800
Brass Honey Scrap, Exy-Mumbai	Cu 63% Zn 33%	DAP	26 Aug   16.42 IST	513,000	+ 3,000	+ 10,000	- 33,400

## Zinc (India)

Particular/Delivery	Size/Grade	Delivery	As On	Price	Change	1M	3M
Indian prices (in INR/MT)							
Zinc Special High Grade Ingot, Exw-Delhi	Ingot, Zn 99.99%	Ex-works	27 Aug   17.18 IST	275,000	- 1,500	+ 14,600	+ 4,000
Zinc Special High Grade Ingot, Exy-Mumbai	Ingot, Zn 99.995%	Ex-Yard	26 Aug   16.34 IST	275,000	+ 4,000	+ 18,800	+ 6,000

## Lead (India)

Particular/Delivery	Size/Grade	Delivery	As On	Price	Change	1M	3M
Indian prices (in INR/MT)							
Lead Remelted Ingot, Exw-Delhi	Ingot, Pb 99%	Ex-works	27 Aug   17.21 IST	186,000	+ 1,000	- 1,400	- 3,800
Lead Primary Ingot, Exw-Delhi	Ingot, Pb 99.99%	Ex-works	27 Aug   17.21 IST	205,000	+ 1,000	- 1,800	- 4,500
Lead Primary Ingot, Exy-Mumbai	Ingot, Pb 99.99%	Ex-Yard	26 Aug   16.36 IST	191,000	+ 1,000	- 2,400	- 4,800

### India: Imported aluminium scrap price trend

Particular/Delivery/Region	Price \$/t	W-O-W Change (\$/t)
Tense Scrap, CFR Nhava Sheva, Middle East	1,815	+35
Extrusion 6063 Scrap, CFR Nhava Sheva, Middle East	2,340	+40
Zorba 95-5, CFR Nhava Sheva, UK	2,020	+20
Wheel Scrap, CFR Nhava Sheva, UK	2,450	+150
Taint labor, CFR Nahva Sheva, US	1,945	+35
Silicon Metal 553, CFR Mundra, China	1,720	-20

Source: BigMint

**India: Imported aluminium scrap prices edge up tracking futures**

2024-08-27

[READ MORE](#)

### Non-ferrous updates: 27-08-2024

Commodity	LME 3M (\$/t)	%Change	LME Stocks (t)	%Change	MCX (INR/t)	%Change	SHFE (RMB/t)	%Change
Aluminium	2,519	-0.90%	8,70,950	0.00	2,31,000	-0.56%	19,860	+0.40%
Nickel	16,940	+1.09%	1,16,616	0.00	14,06,000	+3.15%	1,30,190	+0.83%
Copper	9,365	+0.83%	3,15,575	0.00	8,15,000	+0.15%	74,370	+1.13%
Zinc	2,906	-0.21%	2,56,050	0.00	2,69,000	-0.28%	24,100	+0.94%
Lead	2,107	-0.47%	1,80,900	0.00	1,87,000	-0.24%	17,620	+1.32%

% Change d-o-d basis | Source: LME, MCX, SHFE

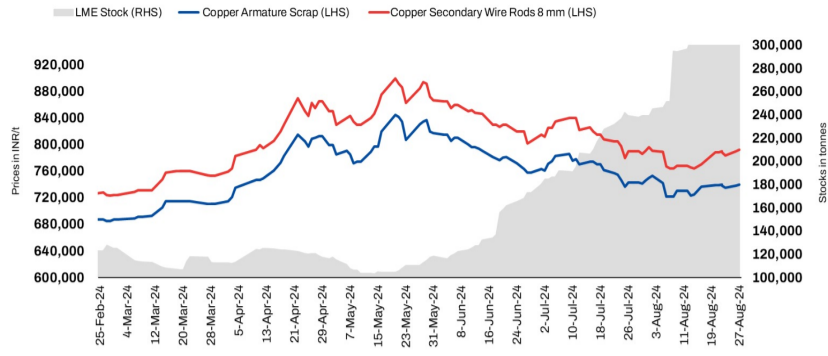
**Base metals prices on LME show varied trends, stocks witness stable**

2024-08-27

[READ MORE](#)



### India: Copper price trend ex-Delhi



Source: BigMint

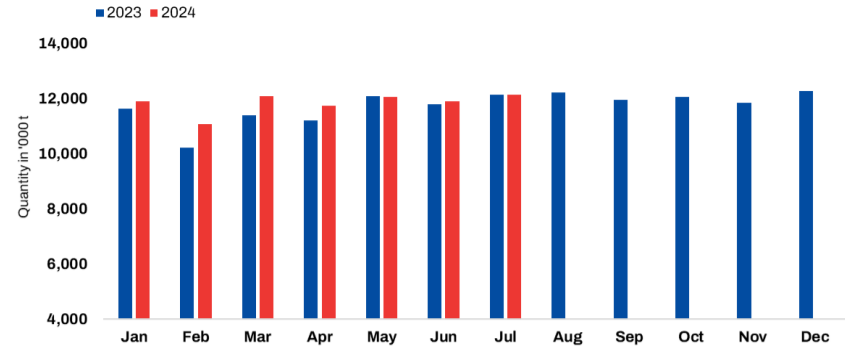
#### Indian copper prices rise as LME edges up

2024-08-27 19:06:04

[READ MORE](#)



### Global Alumina production



Source: IAI

#### Global alumina production rises 1% m-o-m in Jul'24: IAI

2024-08-27 18:38:18

[READ MORE](#)

# India: BigMint's billet index inches up by INR 150/t amid limited buying - 27 Aug

27 Aug 2024

BigMint's billet index rose further by INR 150/tonne (t), reaching INR 38,600/t exw-Raipur on 27 August, 2024.

The index showed a slight uptick today, but overall market sentiment remained weak. Participants were hesitant to book materials at higher prices due to weak sales in finished steel and a tepid response from buyers. This cautious stance resulted in limited buying activity in the semi-finished steel market throughout the day.

In Raipur, rebar prices remained stable with trades totaling 650 t. Wire rod prices increased by INR 100/t, with 750 t traded. Additionally, sponge iron prices in Raipur rose slightly by INR 250/t.

The conversion spread from sponge iron (PDRI) to billets for standalone furnaces in the region was recorded at INR 13,600/t.

### Rationale -

This index has been derived based on transactions, offers, bids and indicative price data sets. Transactions are considered as T1 and given a weightage of 50% whereas other data sets are considered as T2 and given a weightage of the balance 50%.

### • Transactions (T1) -

Three trades at INR 38,500-38,700/t were recorded between 2:30 pm and 5:30 pm during the BigMint trading window. These were considered for the final price calculation as T1 input. The average price of these transactions was INR 38,553/t, which was assigned a 50% weightage in the final price calculation.

- **Other price indicators - bids/offers/indicative (T2)** - Eight offers were reported during the trading window and considered as T2 inputs. The average price of these eight offers was INR 38,675/t, which was assigned a 50% weightage in the final price calculation.

The final price of billets exw-Raipur was at INR 38,614/t, rounded off to INR 38,600/t exw.

From BigMint Team - While it would be our earnest endeavour, at BigMint, to bring about transparent and unbiased price index reporting, we would request all our readers and subscribers for their feedback and if they could participate in the reporting of more transactions.

**For detailed methodology - [click here](#)**

India Domestic Raipur Billet Trade Updates - 27 Aug'24							BIGMINT	
Participant	Industry Type	Trade Type	*Price (INR/t)	Delivery	Time of Deal/Call	Data Set	Outlier	
P1	Seller	Indicative	39,000	FOR	11:36	T2	Yes	
P2	Trader	Indicative	38,900	FOR	11:38	T2	Yes	
P3	Trader	Offer	38,650	EXW	11:43	T2	Yes	
P4	Trader	Offer	38,650	EXW	11:46	T2	Yes	
P5	Seller	Offer	38,700	EXW	12:50	T2	Yes	
P6	Seller	Offer	38,700	EXW	13:08	T2	Yes	
P7	Trader	Offer	38,700	FOR	13:12	T2	Yes	
P8	Trader	Offer	38,700	EXW	15:14	T2	No	
P9	Trader	Indicative	38,500	EXW	15:17	T2	Yes	
P10	Trader	Trade	38,700	FOR	15:26	T1	No	
P11	Trader	Trade	38,600	FOR	15:26	T1	No	
P12	Seller	Indicative	38,700	EXW	16:12	T2	No	
P13	Seller	Indicative	38,900	FOR	16:23	T2	Yes	
P14	Buyer	Indicative	38,600	EXW	16:45	T2	No	
P15	Seller	Indicative	38,800	FOR	17:14	T2	No	
P16	Trader	Trade	38,500	EXW	17:19	T1	No	
P17	Trader	Offer	38,650	EXW	17:23	T2	No	
P18	Trader	Offer	38,600	EXW	17:28	T2	No	

T1 - Trade, T2 - Offer/Bid/Indicative, \*Normalized price as per methodology

## India Domestic Billet Price Index EXW Raipur

- Credible & Transparent Prices
- Robust Methodology & Rationale
- IOSCO Compliance
- Independent View of the Market
- Enabling Informed Conversations & Negotiations

## Global Prices

### Global Prices - Region Wise

Commodity	Particular	Grade/Size	Price	Change	W-O-W	1M	3M
<b>China</b>							
<i>Export</i>							
Billet	FOB China	125*125, BF Grade	NA	NA	NA	NA	NA
TMT (Re-Bar)	FOB China	Commerical	NA	NA	NA	NA	NA
Wire Rod	FOB China	5.5mm	NA	NA	NA	NA	NA
HRC	FOB China	2.5mm	\$465	+ 10	+ 10	- 30	- 65
CRC	FOB China	0.90 mm	\$520	- 15	- 15	- 40	- 90
<i>Import</i>							
Iron Ore	CNF China	Lumps Fe 64/63%, South Africa	\$101	+ 4	+ 5	+ 1	- 7
Iron Ore	CNF China	Fines Fe 62%, Australia	\$101	+ 1	+ 6	+ 2	- 6
Pellets	CNF China	6-20mm, BF Grade	\$116	- 3	- 3	- 4	- 17
Coking Coal	CNF China	Premium HCC, Australia	NA	NA	NA	NA	NA
Mill Scale	CNF China	70/68%	NA	NA	NA	NA	NA
FeCr	CNF China	HC 60%	¢95/lb	- 0.5	- 0.5	- 1	- 3.5
Mn Ore	CNF China	Mn 46% Lumps, Australia	NA	NA	NA	NA	NA
Mn Ore	CNF China	Mn 38%, South Africa	NA	NA	NA	NA	NA
<b>CIS Nations</b>							
<i>Export</i>							
Billet	FOB Black Sea	125*125, BF Grade	\$470	0	0	- 20	- 25
Slabs	FOB Black Sea	Commercial	NA	NA	NA	NA	NA
Pig Iron	FOB Black Sea	Steel Grade	\$390	- 2	- 2	- 17	- 22
TMT (Re-Bar)	FOB Black Sea	Commercial	NA	NA	NA	NA	NA
HRC	FOB Black Sea	2.5mm	\$495	0	0	- 48	- 67
CRC	FOB Black Sea	0.90mm	\$590	- 17	- 17	- 47	- 65
<b>Japan/Korea</b>							
<i>Export</i>							
HRC	FOB Korea	2.5mm	\$520	- 30	NA	NA	NA
<i>Import</i>							
FeCr	CNF Japan	HC 60%	¢100/lb	0	0	- 1	- 7

Note:- W-O-W: Week On Week, 1M: Change over last month, 3M: Change over last 3 months, All prices are weekly assessment, Iron Ore are daily assessment

Commodity	Particular	Grade/Size	Price	Change	W-O-W	1M	3M
<b>India</b>							
<i>Export</i>							
Iron Ore	FOB India	Fines, Fe 58/57%	\$60	+ 6	+ 10	+ 3.5	- 6.5
Billet	FOB India	150*150mm	\$490	0	0	0	NA
Pig Iron	FOB India	Steel Grade	NA	NA	NA	NA	NA
HRC	FOB India	2.5mm	\$560	0	NA	NA	NA
CRC	FOB India	0.9mm	\$665	- 10	- 10	- 10	NA
SiMn	FOB India	60/14%	\$830	+ 5	+ 5	- 6	- 293.4
FeMn	FOB India	HC 75%	\$972	0	- 21.75	- 40.2	- 265
FeSi	FOB Bhutan	70-75%	\$1,155	+ 25	+ 25	- 45	- 135

<i>Import</i>							
Iron Ore	CNF India	Lumps Fe 64%, South Africa	NA	NA	NA	NA	NA
Scrap	CNF India	HMS 1&2 ,Middle East	NA	NA	NA	NA	NA
Scrap	CNF India	Shredded, Europe	\$391	+ 1	- 7.75	- 24	- 26.6
Coking Coal	CNF India	Premium HCC, Australia	\$214	- 2	- 4.5	- 19	- 53.4
Non-Coking Coal	CNF India	RB2 5500 NAR, South Africa	NA	NA	NA	NA	NA
Met Coke	CNF India	62%, China	NA	NA	NA	NA	NA
Pellets	CNF India	6-20mm, BF Grade	NA	NA	NA	NA	NA
Wire Rod	CNF India	5.5mm, China	NA	NA	NA	NA	NA
HRC	CNF India	2.5mm, China	\$495	0	0	- 40	- 65
HRC	CNF India	2.5mm, Korea	\$570	- 30	NA	NA	NA
CRC	CNF India	0.90mm, China	\$540	- 15	- 15	- 40	- 90
HR Plate	CNF India	A 36	NA	NA	NA	NA	NA
Mn Ore	CNF India	Mn 38%, South Africa	NA	NA	NA	NA	NA

## Europe & US


























<i>Export</i>							
Pig Iron	FOB Brazil	Steel Grade	\$442	0	0	0	- 8
<i>Import</i>							
Scrap	CFR Turkey	HMS (80:20), US	\$361	+ 1	- 2.25	- 27	- 19.2
HRC	CIF Europe	2.5mm	NA	NA	NA	NA	NA

## Middle East & Africa





















<i>Export</i>							
Iron Ore	FoB South Africa	Lumps, Fe 64/63%	NA	NA	NA	NA	NA
Non Coking Coal	FoB South Africa	RB2 5500 NAR	NA	NA	NA	NA	NA
<i>Import</i>							
Billet	CNF Dubai	125*125, China	NA	NA	NA	NA	NA
HRC	CNF Dubai	2.5mm, China	\$500	- 10	- 10	- 40	- 75

Note:- W-O-W: Week On Week, 1M: Change over last month, 3M: Change over last 3 months, All prices are weekly assessment, Iron Ore are daily assessment

## LIVE TENDERS

COMPANY	TYPE	GRADE	QUANTITY	EXPIRY DATE	LOCATION	VIEW
<b>Aluminium</b>						
Indian Oil	Sell	Aluminum Scrap	20 MT	28 Aug, 2024	 Panipat, Haryana, India	<a href="#">VIEW</a>
BharatelectricalsLimited	Sell	Aluminium Scrap	34 MT	28 Aug, 2024	 Bangalore, Karnataka, India	<a href="#">VIEW</a>
<b>Billet/Ingot/Slab</b>						
RINL	Sell	Bloom	1,560 MT	30 Aug, 2024	 Visakhapatnam, Andhra Pradesh, India	<a href="#">VIEW</a>
RINL	Sell	Bloom	715 MT	31 Aug, 2024	 Visakhapatnam, Andhra Pradesh, India	<a href="#">VIEW</a>
RINL	Sell	Bloom	1,782 MT	29 Aug, 2024	 Vishakhapatnam, Andhra Pradesh, India	<a href="#">VIEW</a>
<b>Ferro Chrome</b>						
SAIL	Buy	Low Carbon-Ferro Chrome	128 MT	30 Aug, 2024	 Rourkela, Odisha, India	<a href="#">VIEW</a>
<b>Ferro Manganese</b>						
HMT Limited	Buy	Ferro Manganese-High Carbon	500 MT	07 Sep, 2024	 Panchkula, Haryana, India	<a href="#">VIEW</a>
<b>Fines/Lumps</b>						
KIOCL	Buy	Fe:63.50% Iron Ore Fines	200,000 MT	03 Sep, 2024	 Bangalore, Karnataka, India	<a href="#">VIEW</a>
Director of Mines & Geology	Services	Iron Ore Blocks	3 Nos	04 Oct, 2024	 Goa, Goa, India	<a href="#">VIEW</a>
Karnataka State Minerals Corporation Limited	Sell	Iron Ore Fines & Lumps	188,000 MT	28 Aug, 2024	 Bellary, Karnataka, India	<a href="#">VIEW</a>
OMDC	Sell	Iron Ore Fines & Lumps	8,022 MT	28 Aug, 2024	 Keonjhar, Odisha, India	<a href="#">VIEW</a>
SAIL	Sell	Iron Ore Fines Fe:59.50%	7,600 MT	30 Aug, 2024	 Sundargarh, Odisha, India	<a href="#">VIEW</a>
SAIL	Sell	Iron Ore Dump Fines Fe:56.03%	8,000 MT	30 Aug, 2024	 Sundargarh, Odisha, India	<a href="#">VIEW</a>
<b>Melting Scrap</b>						
NMDC	Sell	Melting Scrap	1,258 MT	28 Aug, 2024	 Jagdalpur, Chattisgarh, India	<a href="#">VIEW</a>
RIL	Sell	Melting Scrap	769 MT	29 Aug, 2024	 Kakinada, Andhra Pradesh, India	<a href="#">VIEW</a>
Madhya Pradesh Power Transmission Co Ltd	Sell	Melting Scrap	725 MT	29 Aug, 2024	 Sehore, Madhya Pradesh, India	<a href="#">VIEW</a>
Madhya Pradesh Power Transmission Co Ltd	Sell	Melting Scrap	288 MT	28 Aug, 2024	 Indore, Madhya Pradesh, India	<a href="#">VIEW</a>
MSTC	Sell	Melting Scrap	485 MT	28 Aug, 2024	 Sri Ganganagar, Rajasthan, India	<a href="#">VIEW</a>
KALPATARUPROJECTSINTERNATIONALLIMITED	Sell	Melting Scrap	535 MT	30 Aug, 2024	 Raipur, Chattisgarh, India	<a href="#">VIEW</a>
KALPATARUPROJECTSINTERNATIONALLIMITED	Sell	Melting Scrap	803 MT	30 Aug, 2024	 Raipur, Chattisgarh, India	<a href="#">VIEW</a>
Sterlite Power Transmission Ltd	Sell	Melting Scrap	400 MT	28 Aug, 2024	 Silvassa, Dadra And Nagar Have, India	<a href="#">VIEW</a>
KALPATARUPROJECTSINTERNATIONALLIMITED	Sell	Melting Scrap	189 MT	28 Aug, 2024	 Gandhinagar, Gujarat, India	<a href="#">VIEW</a>
JindalShadeedIron&SteelLLC	Sell	Used Discarded Rolls	200 MT	03 Sep, 2024	 Sohar, Oman	<a href="#">VIEW</a>
Chhattisgarh State Power Generation Company Limited	Sell	Melting Scrap	441 MT	30 Aug, 2024	 Raipur, Chattisgarh, India	<a href="#">VIEW</a>
Hindustan Copper Ltd	Sell	Melting Scrap	200 MT	28 Aug, 2024	 Balaghat, Madhya Pradesh, India	<a href="#">VIEW</a>



COMPANY	TYPE	GRADE	QUANTITY	EXPIRY DATE	LOCATION	VIEW
L & T	Sell	Melting Scrap	235 MT	28 Aug, 2024	 Chennai, Tamil Nadu, India	<a href="#">VIEW</a>
URANIUM CORPORATION OF INDIA LIMITED	Sell	Melting Scrap	570 MT	10 Sep, 2024	 Jamshedpur, Jharkhand, India	<a href="#">VIEW</a>
AutolineIndustriesLimited	Sell	Melting Scrap-CR HR Punching	900 MT	29 Aug, 2024	 Pune, Maharashtra, India	<a href="#">VIEW</a>
AutolineIndustriesLimited	Sell	Melting Scrap-CR HR Punching	225 MT	29 Aug, 2024	 Udham Singh Nagar, Uttarakhand, India	<a href="#">VIEW</a>
RuchaEngineersPvtLtd	Sell	Melting Scrap-CR HR Punching	525 MT	03 Sep, 2024	 Hosur, Tamil Nadu, India	<a href="#">VIEW</a>
RuchaEngineersPvtLtd	Sell	Melting Scrap-CR HR Punching	312 MT	03 Sep, 2024	 Ahmedabad, Gujarat, India	<a href="#">VIEW</a>
RuchaEngineersPvtLtd	Sell	Melting Scrap	908 MT	03 Sep, 2024	 Aurangabad, Maharashtra, India	<a href="#">VIEW</a>
Satyam Auto	Sell	Melting Scrap	400 MT	05 Sep, 2024	 Haridwar, Uttarakhand, India	<a href="#">VIEW</a>
Satyam Auto	Sell	Melting Scrap	400 MT	04 Sep, 2024	 Gurgaon, Haryana, India	<a href="#">VIEW</a>
NTPC	Sell	Melting Scrap	2,330 MT	05 Sep, 2024	 Aurangabad, Bihar, India	<a href="#">VIEW</a>
<b>Non Coking</b>						
Minas de Benga Lda	Services	Non Coking Coal	1 Nos	16 Sep, 2024	 Maputo, Mozambique	<a href="#">VIEW</a>
APMDC	Sell	Non Coking Coal G7	100,000 MT	02 Sep, 2024	 Vijayawada, Andhra Pradesh, India	<a href="#">VIEW</a>
NLC	Sell	Non Coking G14 - 100mm	2,000,000 MT	29 Aug, 2024	 Sambalpur, Odisha, India	<a href="#">VIEW</a>
RINL	Buy	Imported Boiler Coal	250,000 MT	28 Aug, 2024	 Visakhapatnam, Andhra Pradesh, India	<a href="#">VIEW</a>
<b>Pig Iron</b>						
SAIL	Sell	Pig Iron	11,600 MT	28 Aug, 2024	 Bokaro, Jharkhand, India	<a href="#">VIEW</a>
SAIL	Sell	Pig Iron	1,000 MT	31 Aug, 2024	 Rourkela, Odisha, India	<a href="#">VIEW</a>
<b>Silico Manganese</b>						
NMDC	Buy	Silico Manganese	1,800 MT	30 Aug, 2024	 Jagdalpur, Chattisgarh, India	<a href="#">VIEW</a>
<b>Stainless Steel</b>						
INOX India Pvt Ltd	Sell	Stainless Steel Scrap 304	33 MT	30 Aug, 2024	 Kalol, Gujarat, India	<a href="#">VIEW</a>
<b>Used Plants And Machines</b>						
AssamIndustrialDevelopmentCorporationLimited	Sell	Used Plant & Machines	1 Nos	20 Sep, 2024	 Guwahati, Assam, India	<a href="#">VIEW</a>
<b>Zinc</b>						
KALPATARUPROJECTSINTERNATIONALLIMITED	Sell	Zinc Dross	90 MT	28 Aug, 2024	 Gandhinagar, Gujarat, India	<a href="#">VIEW</a>

[View All](#)



Formerly SteelMint / CoalMint

**Contact:**

[info@bigmint.co](mailto:info@bigmint.co)

+91 97700 56666

**Disclaimer:** BigMint has taken due care and caution in compilation of content. Information is just for reference not intended for trading purpose or to address your particular requirement. The content includes facts, views and opinions are of individuals and not that of the BigMint management. We and our content licensors do not guarantee or warrant the accuracy, completeness or timeliness of, or otherwise endorse these views, and opinions. BigMint and its affiliates, or their employees, directors or agents shall not be liable or responsible for any loss or costs or any action whatsoever arising out of use or relying on the spot prices disseminated.