



BIGMINT

Formerly SteelMint / CoalMint

Issue 1272,

Daily Steel Report

HIGHLIGHTS

29 Aug 2024, Thu

[Intel & Insights](#)

[Snap Shot - Global Prices \(USD/MT\)](#)

[Snap Shot - Indian Domestic Prices \(INR/MT\)](#)

[Iron Ore](#)

[Coal](#)

[Scrap & Metallics](#)

[Steel](#)

[Ferro Alloy](#)

[Non Ferrous](#)

[India Domestic Billet Index](#)

[Global Prices - Region Wise](#)

[Live Tenders](#)

INDIA

Iron Ore

India: Iron ore concentrate prices drop in recent deal, market awaits NMDC price revision	READ MORE >
Strong Capesize demand supports dry bulk iron ore freight rates	READ MORE >
India: BigMint's pellet export index rises \$9/t on improved trades	READ MORE >
India: KSMCL's iron ore auction receives decent response from buyers	READ MORE >
India: Buyers book over 10,000 t iron ore in auctions from Odisha on 28 August	READ MORE >
India: NMDC to auction 15,000 t of iron ore pellets from Karnataka	READ MORE >
India: Over 340,000 t of iron ore to be auctioned from Karnataka	READ MORE >
India: Raipur pellet offers drop by INR 200/t (\$2.5/t)	READ MORE >
India: KSMCL's iron ore auction from Karnataka receives poor response	READ MORE >
BigMint's Daily Trade Sheet - 27 Aug'24	READ MORE >

Coal

India: Met coke import prices remain under pressure on rising port stocks	READ MORE >
India's domestic coal prices climb amid seasonal boost	READ MORE >
India: Portside thermal coal prices drop w-o-w	READ MORE >

Scrap & Metallics

South Asia: Imported ferrous scrap market continues to remain slow amid mixed sentiments	READ MORE >
India: Mill scale prices largely stable in Raipur and Kandla	READ MORE >
India: BigMint's scrap index falls INR 300/t amid muted steel demand-28 Aug 24	READ MORE >
India: Sponge iron prices drop on limited buying - 28 Aug	READ MORE >
NMDC's 15,000 t pig iron auction receives bids at base price	READ MORE >

Steel

Indian DRI, billet and rebar update - 28 Aug	READ MORE >
India: BigMint's billet index declines by INR 300/t d-o-d amid weak demand - 28 Aug	READ MORE >
India's Brand-wise Rebar Offers from BF and IF route mills -28 Aug	READ MORE >
India: ESL hikes long steel prices by up to INR 1,000/t (\$12/t)	READ MORE >

Ferro Alloy

India: Bids rise at FACOR's ferro chrome auction	READ MORE >
India: Domestic silico manganese market demonstrates resilience amid delayed bookings	READ MORE >
India: Ferro molybdenum prices inch up on rising inquiries	READ MORE >
India: SAIL-SSP books 4,200 t of HC ferro chrome at reverse auction	READ MORE >
India: RINL issues 800 t silico manganese procurement tender	READ MORE >
Indian ferro vanadium prices inch down on subdued demand	READ MORE >
What to expect from Indian manganese ore market in Sep'24?	READ MORE >

Non Ferrous

India: Non-ferrous metals products to include at least 5% recycled content from FY'28	READ MORE >
India: ADC12 aluminum alloy ingot prices continue to inch higher following LME surge	READ MORE >
Canada to impose 25% tariff on Chinese steel and aluminum imports	READ MORE >
India: Hindalco, Balco raise aluminium ingot prices by INR 4,500/t (\$54/t)	READ MORE >

Base metals prices on LME show positive trends

[READ MORE >](#)

Stainless Steel

India: Stainless steel prices rise w-o-w on LME nickel gains, major coil maker's price hike

[READ MORE >](#)

Ship Breaking

India: Melting scrap prices increase by INR 200/t d-o-d in Alang

[READ MORE >](#)

CHINA

China: Iron ore spot prices rise by \$1/t amid supportive market sentiments

[READ MORE >](#)

China: Steel billet prices edge up RMB 10/t (\$1/t) d-o-d

[READ MORE >](#)

SOUTH ASIA

Bangladesh: Imported ferrous scrap offers continue to fall on weak buyer interest

[READ MORE >](#)

FAR EAST ASIA

Taiwan's Feng Hsin rolls over rebar, scrap prices

[READ MORE >](#)

East Asian steel majors anticipate challenges ahead in H2CY'24

[READ MORE >](#)

South Korea: HR steel plate production increases y-o-y in H1 2024, sales volume declines

[READ MORE >](#)

MEA (MIDDLE EAST AFRICA)

Kazakhstan extends ferrous scrap export ban for 6 months

[READ MORE >](#)

Iran: Domestic billet prices stable, rebar continues to head south

[READ MORE >](#)

UAE: Emirates Steel raises rebar offers by \$20/t m-o-m for Sep'24

[READ MORE >](#)

CIS NATIONS

Turkiye: Bulk ferrous scrap prices witness slight uptick in recent U.S. deal

[READ MORE >](#)

AMERICAS

U.S. expands sanctions on Russian coal producers

[READ MORE >](#)

India: BigMint's pellet export index rises \$9/t on improved trades

Aug 28, 2024 19:21

Seaborne pellet prices head north Global iron ore fines prices exceed \$100/t Export realisation gap narrows to \$4-5/t Pellet prices and sentiments in the seaborne market improved after the recent pellet export deals by Odisha-based pellet

producers. The pellet prices remained northward and market participants are eyeing higher price levels for tenders floated. BigMint's India pellet (Fe 63%, 3% Al) export index (FOB east coast) increased by \$9/t w-o-w to \$97/tonne (t

Continued

SNAP SHOT - GLOBAL PRICES (USD/MT)

Commodity	Particular	Size, Grade	As on	Price	Change	1M	3M
Iron Ore Fines ¹	China Imports	Fines, Fe 62%	28 Aug 10.35 IST	\$101	+1	+2	-6
Iron Ore ¹	Indian Imports	Lumps, Fe 64%	21 Aug 13.23 IST	\$105.5	-4.5	-6.5	-21.5
Pellets (Brazil) ²	China Imports	6-20 mm, Fe 65%	28 Aug 13.45 IST	\$123	+7	+4	0
Pellets (India) ²	China Imports	6-20 mm, Fe 63%	28 Aug 17.28 IST	\$110	+6	+4	0
Coking ²	Australia Exports	Premium HCC	28 Aug 11.20 IST	\$196	-3	-20.8	-53.6
Non Coking ²	India Imports	RB2, S.Africa	28 Aug 13.48 IST	\$110	0	-1.2	-3
Graphite Electrode ²	China Exports	600mm, UHP	26 Aug 18.40 IST	15,250 RMB/t	-800	-800	-1,100
Scrap ²	India Imports	Shredded	28 Aug 19.04 IST	\$391	0	-24	-26.6
Scrap ²	Turkey Imports	HMS 80:20	28 Aug 19.04 IST	\$363	+2	-25	-17.2
Scrap ²	Pakistan Imports	Shredded	28 Aug 19.04 IST	\$400	+1	-28.4	-22
Scrap ²	Bangladesh Imports	Shredded	28 Aug 19.04 IST	\$400	-5	-29.2	-23.2
Scrap (Ship Breaking) ²	India Imports	Containers	27 Aug 11.42 IST	\$520	0	-10	-40
Billet ²	India Exports	150*150, 3SP/4SP	27 Aug 18.45 IST	\$490	0	0	NA
Billet ²	Russia Exports	130*130, 3SP	27 Aug 18.45 IST	\$470	0	-20	-25
Billet ²	Iran Exports	130*130, 3SP	27 Aug 18.45 IST	\$465	0	-5	-13
Billet ²	Philippines Import	150*150, 3SP	27 Aug 18.48 IST	\$470	+7	-17.5	-52.5
Sponge Iron ²	India Exports	-	-	-	-	-	-
Pig Iron ²	Russia Exports	Steel Grade	24 Aug 11.32 IST	\$390	-2	-17	-22
HRC ²	China Exports	3-12mm, SS400	27 Aug 18.50 IST	\$465	+10	-30	-65
Wire Rod ²	Nepal Import	5.5-6.0mm, Commercial Grade	24 Aug 13.10 IST	\$530	0	0	-62
HRC ²	India Exports	2.5 mm, SAE1006	23 Apr 18.30 IST	\$560	0	-15	-40
HRC ²	South Korea Exports	1.6-2.5mm, SAE 1006	13 Aug 18.46 IST	\$520	-30	-30	NA
HRC (China) ²	Vietnam Imports	2-3mm, SAE 1006	27 Aug 18.45 IST	\$485	-15	-35	-70
HRC (China) ²	Dubai Imports	2-3mm, SAE 1006	27 Aug 18.45 IST	\$485	-15	-35	-70
CRC ²	India Exports	0.9 mm, IS 513 Gr.O	28 Aug 18.24 IST	\$655	-10	-20	NA
CRC ²	China Exports	0.90mm, SPCC	28 Aug 18.24 IST	\$520	0	-40	-85
HR Plate ²	China Exports	5-10mm, SS 400	28 Aug 18.25 IST	\$480	0	-45	-75
GP ²	China Exports	DX51D+z80, Width 1,000-1,500 mm, thickness 0.5-2mm	22 Aug 18.00 IST	\$570	-20	-45	-90
Silico Manganese ²	India Exports	25-150 mm, HC 65-16	28 Aug 18.55 IST	\$948	-10	-18.8	-288.4
Ferro Chrome ²	China Import	10-150mm, HC 60%	28 Aug 10.26 IST	¢95 /lb	-0.5	-1	-3.5
Manganese Ore ²	India Imports	Lumps, Mn 37%,	24 Aug 11.09 IST	\$4 /dmtu	0	-0.65	-2.45
Ferro Manganese ²	India Exports	25-150 mm, HC 75%	28 Aug 18.56 IST	\$955	-17	-57.2	-282
Ferro Silicon ²	Bhutan Exports	10-50 mm, FeSi 70%	26 Aug 18.34 IST	\$1,155	+25	-45	-135

1-Daily Assessment, 2-Weekly Assessment, 3-Monthly Assessment, W-O-W: Week On Week, 1M: Change over last month, 3M: Change over last 3 months

India: Ferro molybdenum prices inch up on rising inquiries

Aug 28, 2024 17:08

Increase in export demand China's domestic prices riseThe Indian ferro molybdenum market saw a marginal price increase, with a w-o-w rise of INR 10,000/tonne (\$119/t) from the previous assessment on 21 August. This price uptick was driven

by a rise in inquiries in both domestic and export markets.As per BigMint's assessment on 28 August, the price of ferro molybdenum in India stood at INR 2,497,000/t (\$29,741/t) on a 60% pro rata basis, ex-works Nagpur. During the past week,

Continued

SNAP SHOT - INDIAN DOMESTIC PRICES (INR/MT)

Commodity	Particular	Size,Grade	As on	Price	Change	1M	3M
Fines/lumps ²	Iron Ore Index	5-18 mm, Fe 63%, DR Grade	24 Aug 14.36 IST	5,750	0	-250	-2,050
Fines/lumps ²	Iron Ore Index	0-10 mm, Fe 63%	24 Aug 14.36 IST	4,500	-100	-350	-1,500
Iron Ore ³	NMDC	6-40 mm, Fe 65.5%	07 Aug 11.13 IST	5,350	NA	NA	-1,100
Iron Ore ³	NMDC	0-10 mm, Fe 64%	07 Aug 11.05 IST	4,610	NA	NA	-1,000
Pellets ²	Raipur	6-20 mm, Fe 63%,	27 Aug 18.32 IST	9,100	0	0	-2,450
Pellets ²	Bellary	6-20 mm, Fe 63%	27 Aug 18.32 IST	9,350	-150	-500	-1,200
Met Coke ²	Ex-India (East)	25-90 mm, Blast Furnace-grade	28 Aug 18.15 IST	34,200	-600	-600	-1,300
Graphite Electrode ³	Ex-India	600mm, UHP	24 Jun 19.11 IST	325,000	0	0	0
Mill Scale ²	FoR-Kandla	Fines, Fe 70/68%	28 Aug 18.34 IST	6,600	-50	-175	-950
Hms ¹	Ex-Mumbai	HMS	28 Aug 17.35 IST	32,500	0	-500	-4,000
Hms ¹	Ex-Alang	HMS	28 Aug 17.35 IST	34,200	+200	-1,800	-5,000
Pig Iron ¹	Ex-Durgapur	Steel Grade	28 Aug 17.24 IST	36,400	0	-850	-4,450
Pig Iron ¹	Ex-Ludhiana, Foundary	Foundry Grade	28 Aug 13.26 IST	43,500	0	+300	-2,500
Sponge Pellet ¹	Ex-Raipur	Lumps, FeM 80%, +/-1	28 Aug 17.29 IST	24,700	-300	-550	-3,350
Billet ¹	Ex-Mumbai	100x100mm, IS 2831	28 Aug 17.45 IST	41,000	0	-1,000	-5,300
Billet ¹	Ex-Raipur	100x100mm, IS 2831	28 Aug 17.45 IST	38,300	-300	-950	-6,250
TMT (Re-Bar) Secondary mills ¹	Ex-Mumbai	12-25mm, IF Route, Fe 500, IS 1786	28 Aug 13.40 IST	45,800	0	+500	-6,100
TMT (Re-Bar) Secondary mills ¹	Ex-Delhi/NCR	12-25mm, IF Route, Fe 500, IS 1786	28 Aug 13.40 IST	45,500	-200	-1,700	-5,900
TMT (Re-Bar) ²	Ex-Mumbai	12-32mm, BF Route , IS 1786 Fe 500D	23 Aug 16.53 IST	49,600	-300	-2,100	-8,400
Structure ¹	Ex-Mumbai	40x40 Angle, IF Route, IS 2062/2011 E-250 Gr A	29 Aug 10.19 IST	48,500	+200	-500	-5,000
Wire Rod ¹	Ex-Raipur	5.5 mm, SWRY 14 LC Gr 3, Induction route	28 Aug 17.17 IST	42,200	-200	-1,300	-6,100
HRC ²	Ex-Delhi	2.5-8mm / CTL, IS2062, Gr E250 Br.	27 Aug 17.57 IST	50,400	0	-650	-4,200
HRC ²	Ex-Mumbai	2.5-8mm / CTL, IS2062, Gr E250 Br.	27 Aug 17.57 IST	50,300	0	-950	-3,600
CRC ²	Ex-Delhi	0.90mm / CTL, IS 513, CR1	27 Aug 18.03 IST	58,000	0	-850	-2,900
CRC ²	Ex-Mumbai	0.90mm / CTL, IS 513, CR1	27 Aug 18.03 IST	57,400	0	-1,300	-3,300
HR Plate ²	Ex-Mumbai	5-10mm, Gr E250 Br.	28 Aug 18.13 IST	50,500	0	-1,100	-4,500
GP ²	Ex-Mumbai	0.8mm / CTL, 120 GSM, IS277	22 Aug 19.07 IST	60,300	-900	-2,800	-4,500
Silico Manganese ²	Ex-Raipur	25-150 mm, HC 60-14	28 Aug 18.46 IST	68,300	-150	-710	-24,740
Ferro Manganese ²	Ex-Raipur	25-150 mm, HC 70%	28 Aug 18.53 IST	74,700	0	-540	-22,240
Ferro Chrome ²	Ex-Jajpur	10-150mm, HC 60%, Si- 4%	28 Aug 10.27 IST	106,700	0	+850	+800
Manganese Ore ²	Ex Balaghat, MOIL	Lumps, Mn 37%, Fe 7.5%	01 Aug 13.27 IST	15,146	-5,601	-5,601	NA
Chrome Ore ²	Ex-Odisha OMC, E-auction	Lumps, Friable 48-50%	21 Aug 18.29 IST	23,721	-424	NA	NA

*Basic Price GST @ 18% extra

1-Daily Assessment, 2-Weekly Assessment, 3-Monthly Assessment, W-O-W: Week On Week, 1M: Change over last month, 3M: Change over last 3 months

Iron Ore

Iron Ore (India)

Particular/Delivery	Size/Grade	Delivery	As On	Price	Change	1M	3M
Indian prices (in INR/MT)							
Odisha Iron Ore Index	0-5mm, Fe 57%	Ex-mines	22 Aug 18.54 IST	2,400	-250	-300	-1,250
	5-18 mm, Fe 63%, DR Grade	Ex-mines	24 Aug 14.36 IST	5,750	0	-250	-2,050
	10-30mm, Fe 63%, BF Grade	Ex-mines	24 Aug 14.36 IST	5,050	0	-250	-1,850
	0-10 mm, Fe 63%	Ex-mines	24 Aug 14.36 IST	4,500	-100	-350	-1,500
	0-10mm, Fe 60%	Ex-mines	24 Aug 14.36 IST	3,750	0	-350	-1,250
	0-10mm, Fe 62%	Ex-mines	24 Aug 14.36 IST	4,200	-100	-450	-1,300
	5-18 mm, Lumps, Fe 60%	Ex-mines	24 Aug 14.36 IST	5,000	0	-200	-1,700
	10-30 mm, lumps, Fe 60%	Ex-mines	24 Aug 14.36 IST	4,500	0	-200	-1,550
OMC Gandhamardan	10-40 mm, Fe 62%	Ex-Mines	20 Aug 13.32 IST	4,600	-100	-100	-1,650
OMC Daitari	0 -5 mm, Fe 62-64%	Ex-Mines	20 Aug 13.32 IST	4,000	-800	-800	-1,930
	10-40 mm, Fe 62%	Ex-Mines	20 Aug 13.32 IST	5,210	+150	+150	-1,800
OMC Kurmitar (Koira)	0 -5 mm, Fe 62-60%	Ex-Mines	20 Aug 13.32 IST	3,500	-600	-600	-1,450
	10-40 mm, Fe 62%	Ex-Mines	20 Aug 13.32 IST	5,150	+150	+150	-1,650
OMC Gandhamardan	0 -5 mm, Fe 62-60%	Ex-Mines	20 Aug 13.32 IST	3,450	-800	-800	-1,850
OMC Guali	5-18 mm, Fe 62%	Ex-mines	20 Aug 13.32 IST	5,105	-150	-150	-1,050
	Fines -5 mm, Fe 60-62%	Ex-mines	20 Aug 13.32 IST	4,100	-300	-300	-1,550
OMC Jilling	Fines -5 mm, Fe 60-62%	Ex-mines	20 Aug 13.32 IST	4,250	-250	-250	-1,400
	5-18 mm, Fe 62%	Ex-mines	20 Aug 13.32 IST	5,700	-150	-150	-1,750
NMDC, Chhattisgarh	6-40 mm, Fe 65.5%	F.O.R Siding	07 Aug 11.13 IST	5,350	NA	NA	-1,100
	0 -10 mm, Fe 64%	F.O.R Siding	07 Aug 11.05 IST	4,610	NA	NA	-1,000
	10-40 mm, Fe 67%, DR CLO	F.O.R Siding	07 Aug 11.05 IST	6,420	NA	NA	-1,100
	10-150 mm, Fe 65.5%	F.O.R Siding	07 Aug 11.05 IST	5,320	NA	NA	-1,130
Chandrapur, Maharashtra	0-10mm, Fe 63%	FoR Ballarshah	23 Aug 19.24 IST	5,250	-850	-850	-850
Ex-Bellary	0-10 mm, Fe 62%	Ex-Mines	22 Aug 18.49 IST	4,400	-100	-700	-1,400
	0-10 mm, Fe 57%	Ex-Mines	22 Aug 18.49 IST	2,650	-50	-450	-850
Karnataka e-auction	Fines 0 -5 mm, Fe 60%	Ex-Mines	31 Jul 13.59 IST	3,200	-500	-500	-500
	Lumps 10-20mm, Fe 63%	Ex-Mines	31 Jul 13.59 IST	4,300	-400	-400	-550

Pellets (India)

Indian prices (in INR/MT)							
Ex-Barbil	6-20 mm, Fe 63%, (+/- 0.5%)	FOR Siding	27 Aug 18.32 IST	7,100	0	-275	-1,875
Ex-Durgapur	6-20 mm, Fe 63%, (+/- 0.5%)	Ex-Works	27 Aug 18.32 IST	7,800	-50	-350	-2,025
Ex-Jamshedpur	6-20 mm, Fe 63%	Ex-Works	06 Aug 18.55 IST	8,050	-50	-100	-1,375
Ex-Jharsugda	6-20 mm, Fe 63%, (+/- 0.5%)	Ex-Works	27 Aug 18.32 IST	7,900	0	0	-2,100
Ex-Raipur	6-20 mm, Fe 63%, (+/- 0.5%)	Ex-Works	27 Aug 18.32 IST	9,100	0	0	-2,450
Ex-Kandla	6-20 mm, Fe 64/63%	DAP	27 Aug 18.32 IST	10,200	0	-500	-1,800
Ex-Bellary	6-20 mm, Fe 63%	Ex-Works	27 Aug 18.32 IST	9,350	-150	-500	-1,200

Weekly Assessment, GST @ 5% extra., Barbil and Kandla - Prices Loaded to Wagons

Concentrates (India)

Indian prices (in INR/MT)							
Ex-Jabalpur	-45 micron, Fe 63%	Ex-works	28 Aug 17.24 IST	3,900	-100	-200	-1,100

Iron Ore (Global)

Global prices (in USD/MT)							
CNF China	Fines, Fe 61.5% (Australia Origin)	-	28 Aug 10.35 IST	\$99	+1	+2	-6
CNF China	Fines, Fe 62% (Australia Origin)	-	28 Aug 10.35 IST	\$101	+1	+2	-6
CNF China	Fines, Fe 62.5% (Brazil Origin)	-	28 Aug 13.41 IST	\$103	+1	+1	-7
CNF China	Fines, Fines 63/62% (India origin)	-	28 Aug 13.41 IST	\$95	+1	+5	0
CNF China	Lumps, Fe 64/63% (South Africa Origin)	-	28 Aug 13.41 IST	\$103	+2	+3	-5
CNF China	Lumps, USD/dmtu	-	28 Aug 10.35 IST	\$0.155	0	-0.0095	-0.0035

CNF China	Fines, Fe 55% (India Origin)	-	26 Aug 18.10 IST	\$67	+ 5.5	+ 3.5	+ 2
CNF China	Fines, Fe 56% (India Origin)	-	26 Aug 18.10 IST	\$70	+ 5.5	+ 3.5	+ 2
CNF China	Fines, Fe 57% (India origin)	-	26 Aug 18.10 IST	\$73	+ 5.5	+ 3.5	+ 2
CNF India	Lumps, Fe 64% (South Africa origin)	-	21 Aug 13.23 IST	\$105.5	- 4.5	- 3.5	- 11.5
FOB India	Fines, Fe 57% (India origin)	-	26 Aug 18.10 IST	\$60	+ 6	+ 3.5	- 6.5

Prices on DMT basis (Daily Assessment) , India- Single Port Loading , FOB prices including demurrage , June to November: Moisture@ 10% , December to May: Moisture@ 8% , Or, actual moisture as per cargo certificate submitted by shipper to be adjusted

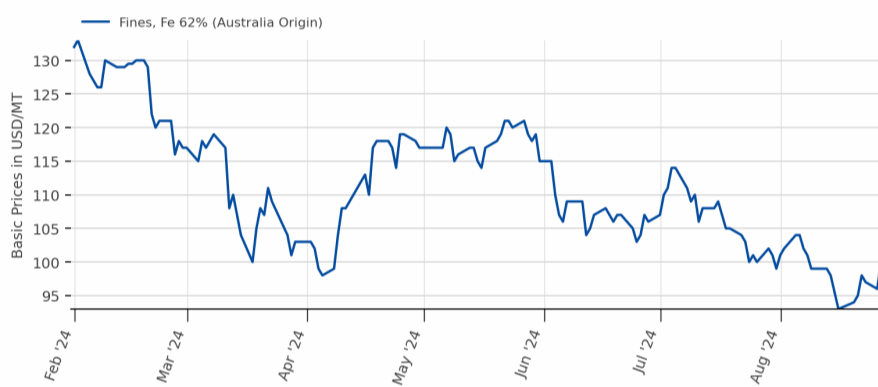
Pellets (Global)

Global prices (in USD/MT)

CNF China	6-20 mm, Fe 63% (India Origin)	-	28 Aug 17.28 IST	\$110	+ 6	+ 4	0
	6-20 mm, Fe 65% (Brazil Origin)	-	28 Aug 13.45 IST	\$123	+ 7	+ 4	0
FOB India	6-20 mm, Fe 63%	-	28 Aug 17.30 IST	\$97	+ 6	+ 4	+ 1
CNF China	5-20mm, Fe 63%	-	22 Aug 11.05 IST	\$7.4	- 0.1	+ 0.5	+ 3.4
	6-20mm	-	22 Aug 11.05 IST	\$17	0	+ 0.7	+ 5

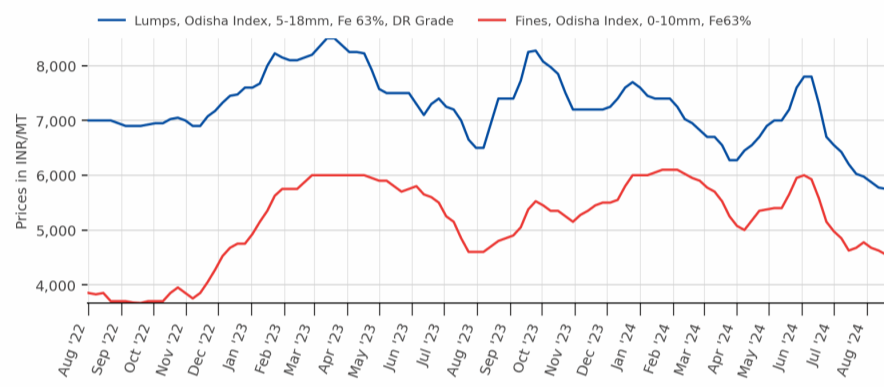
Note:- W-O-W: Week On Week, 1M: Change over last month, 3M: Change over last 3 months

Iron Ore Fines, CNF Rizhao China

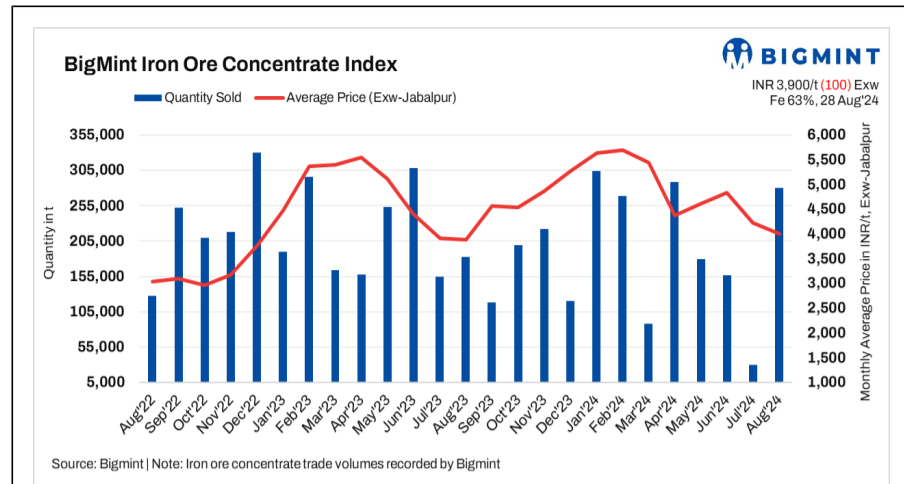


Source:BigMint

Odisha Iron Ore Price Index (Lumps & Fines)



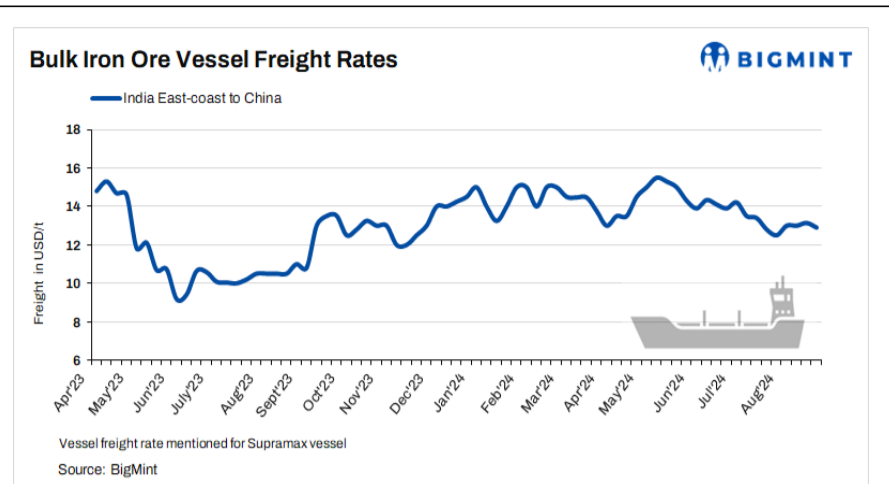
Source:BigMint



India: Iron ore concentrate prices drop in recent deal, market awaits NMDC price revision

2024-08-28

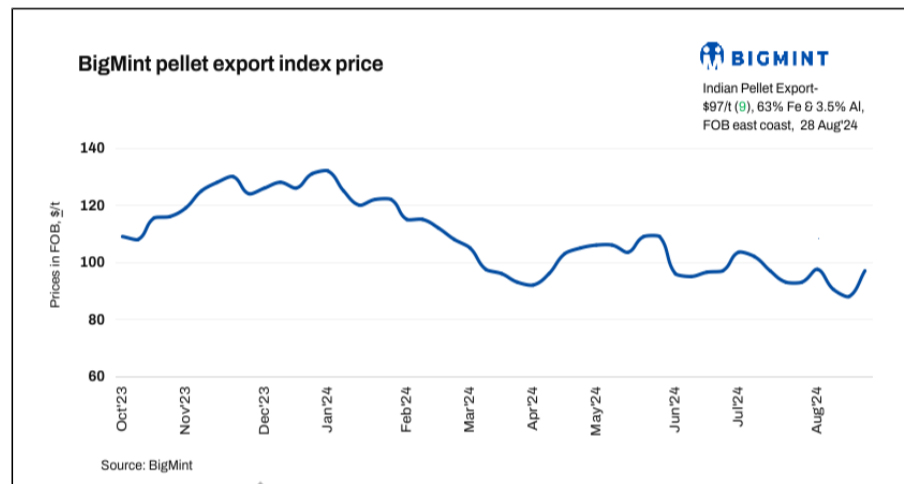
[READ MORE](#)



Strong Capesize demand supports dry bulk iron ore freight rates

2024-08-28

[READ MORE](#)



India: BigMint's pellet export index rises \$9/t on improved trades

2024-08-28

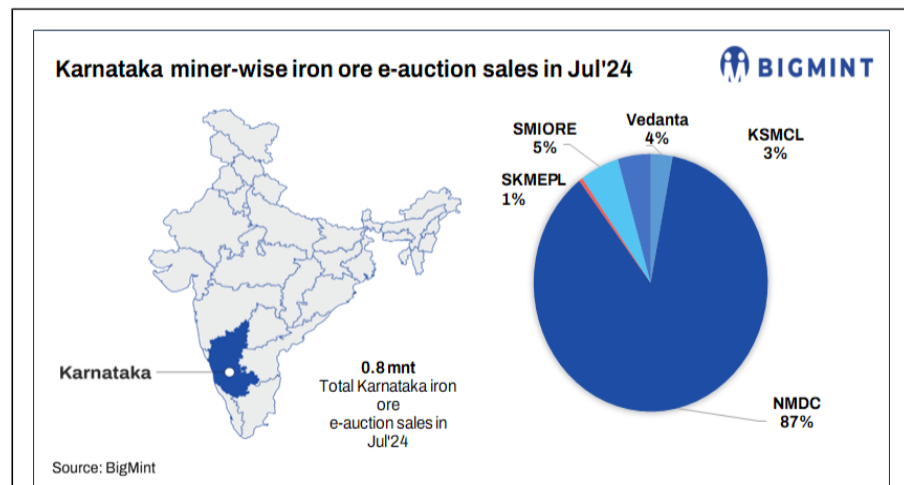
[READ MORE](#)

India: Daily Trade Sheet
for steel & related commodities

BigMint's Daily Trade Sheet - 27 Aug'24

2024-08-28

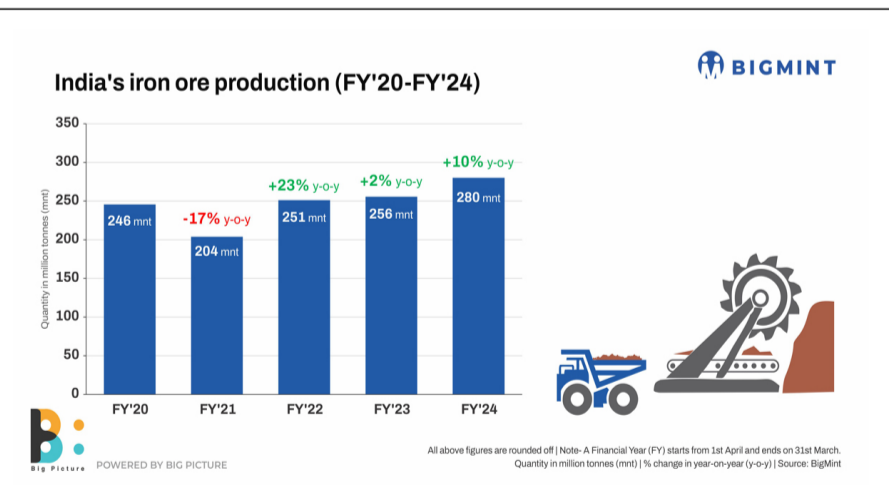
[READ MORE](#)



India: KSMCL's iron ore auction receives decent response from buyers

2024-08-28

[READ MORE](#)

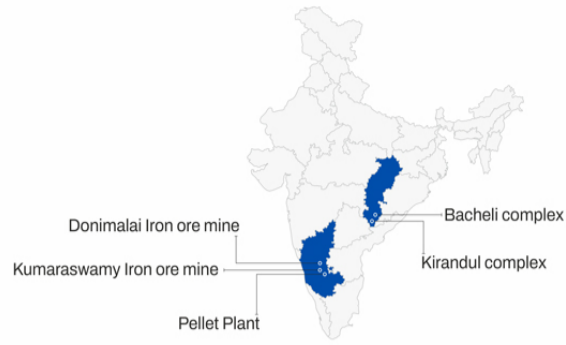


India: Buyers book over 10,000 t iron ore in auctions from Odisha on 28 August

2024-08-28

[READ MORE](#)

NMDC's iron ore Mines location

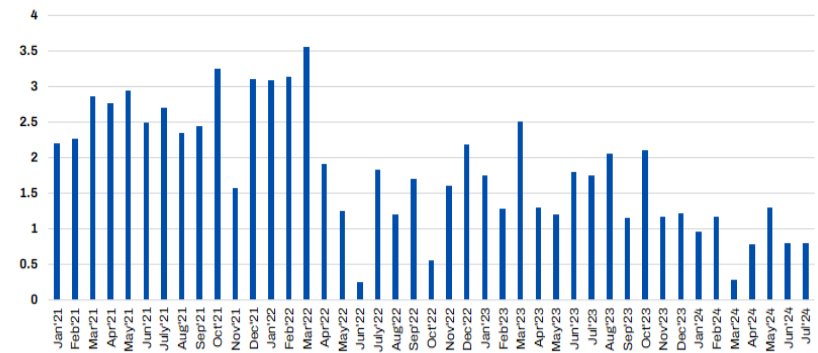


India: NMDC to auction 15,000 t of iron ore pellets from Karnataka

2024-08-28

[READ MORE](#)

Karnataka iron ore e-auction sales volume



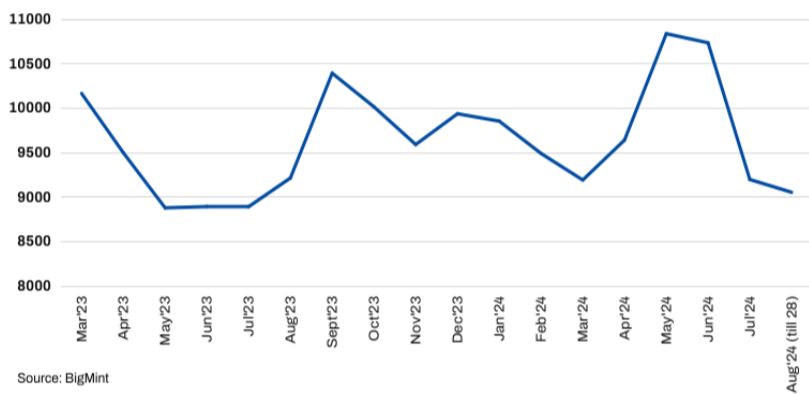
Source: BigMint

India: Over 340,000 t of iron ore to be auctioned from Karnataka

2024-08-28

[READ MORE](#)

Raipur pellet (Fe 63%) prices



Source: BigMint

India: Raipur pellet offers drop by INR 200/t (\$2.5/t)

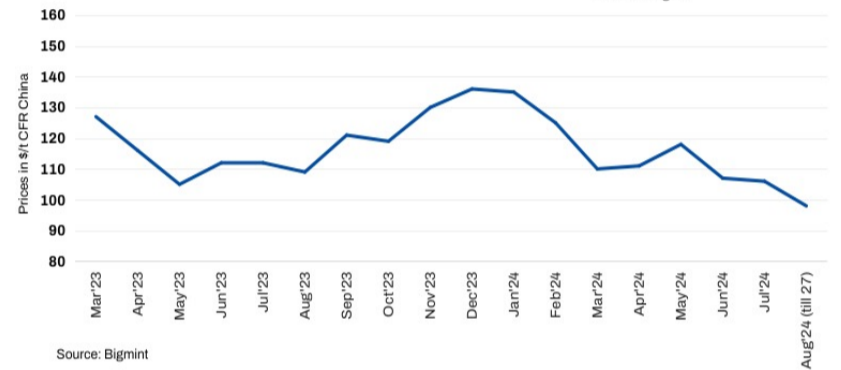
2024-08-28

[READ MORE](#)

Fe 62% Australian iron ore fines



Iron ore fines Fe 62% \$101.1/dmt (1) CFR China 27 Aug'24



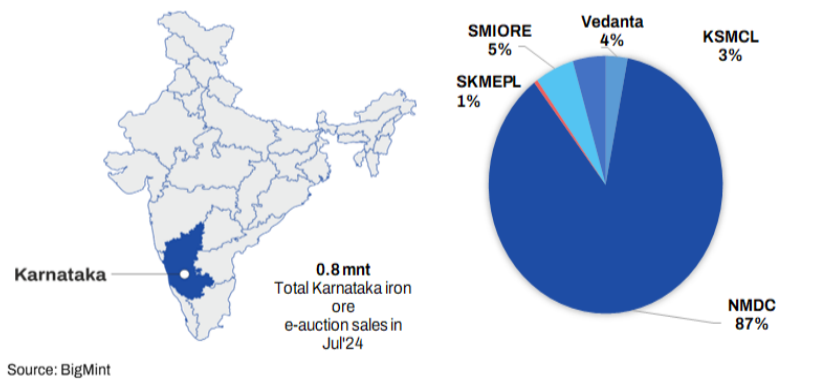
Source: BigMint

China: Iron ore spot prices rise by \$1/t amid supportive market sentiments

2024-08-28

[READ MORE](#)

Karnataka miner-wise iron ore e-auction sales in Jul'24



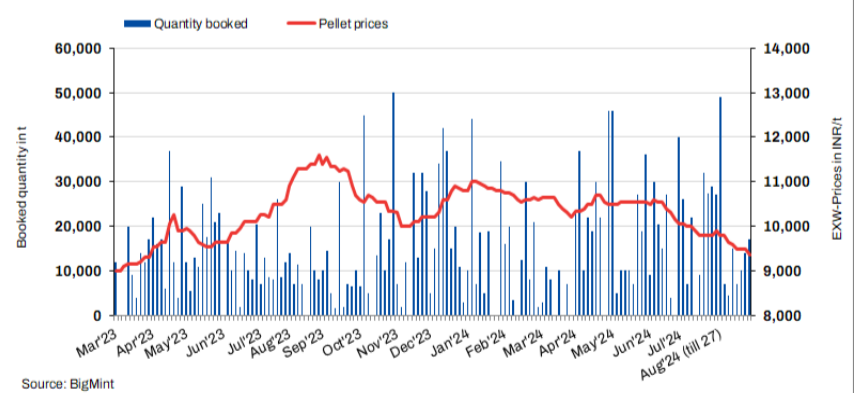
Source: BigMint

India: KSMCL's iron ore auction from Karnataka receives poor response

2024-08-28

[READ MORE](#)

Bellary Pellet Prices v/s Traded Volumes



Source: BigMint

India: Pellet prices drop in Bellary due to lower offers

2024-08-27

[READ MORE](#)

Coal

Non Coking (India)

Particular/Delivery	Size/Grade	Delivery	As On	Price	Change	1M	3M
Indian prices (in INR/MT)							
Ex-Gangavaram	RB3 (4800 NAR), South Africa	Ex-Port	28 Aug 17.50 IST	7,600	-50	-150	-800
	RB2 (5500 NAR), S.Africa	Ex-Port	28 Aug 17.09 IST	9,600	0	-50	-600

Met Coke (India)

Indian prices (in INR/MT)							
Ex-Jajpur	25-90 mm, Blast Furnace-grade	Ex-Yard	28 Aug 18.15 IST	34,200	-600	-600	-1,300
Ex-Gandhidham	25-90 mm, Blast Furnace-grade	Ex-Yard	28 Aug 18.15 IST	31,300	-1,400	-1,400	-2,200

Coking (Global)

Global prices (in USD/MT)							
CNF India	0-40mm, HCC 64 Mid Vol, Australia	-	28 Aug 11.16 IST	\$188	-3	-27.8	-46.4
	0-40mm, Premium HCC, Australia	-	28 Aug 11.16 IST	\$211	-3	-22	-56.4
	Low Vol PCI, Australia	-	28 Aug 11.16 IST	\$182	-3	-25.4	-7.6
FOB Australia	0-40mm, Low Vol PCI	-	28 Aug 11.20 IST	\$167	-3	-24.4	-5.2
	HCC 64 Mid Vol	-	28 Aug 11.20 IST	\$173	-2	-26.8	-44
	Premium HCC	-	28 Aug 11.20 IST	\$196	-3	-20.8	-53.6

Non Coking (Global)

Global prices (in USD/MT)							
CNF India	RB1 (6000 NAR), S.Africa	-	28 Aug 13.48 IST	\$128	0	+2.8	+0.75
	RB2 (5500 NAR), S.Africa	-	28 Aug 13.48 IST	\$110	0	-1.2	-3
	RB3 (4800 NAR), S.Africa	-	28 Aug 13.48 IST	\$91	0	-0.2	-6
FOB South Africa	RB1 (6000 NAR)	-	28 Aug 13.49 IST	\$111	0	+2.8	+2.2
	RB2 (5500 NAR)	-	28 Aug 13.49 IST	\$93	0	-1.2	-1.4
	RB3 (4800 NAR)	-	28 Aug 13.49 IST	\$74	0	-0.2	-5

Met Coke (Global)

Global prices (in USD/MT)							
FOB China	25-90mm, 64% CSR	-	22 Aug 17.07 IST	\$251	-7	-28	-48
CNF India	25-90mm, 64% CSR, China	-	22 Aug 17.09 IST	\$262	-11	-26	-52
	64% CSR, Japan origin	-	22 Aug 17.09 IST	\$358	0	-2	-2

Note:- W-O-W: Week On Week, 1M: Change over last month, 3M: Change over last 3 months

Scrap & Metallic

Sponge (India)

Region	Particular	Sponge Iron (C-DRI)				Pellet Sponge (P-DRI)			
		Price	Change	W-O-W	1M	Price	Change	W-O-W	1M
Indian prices (in INR/MT) As on 28 Aug 2024									
North India	Mandi Gobindgarh	29,800	- 200	- 200	- 700	-	-	-	-
East India	Durgapur	26,800	- 100	- 600	- 700	24,800	- 100	- 650	- 700
East India	Rourkela	26,000	- 300	- 350	- 500	-	-	-	-
Central India	Raigarh	26,000	- 400	- 500	- 800	24,000	- 400	- 500	- 800
Central India	Raipur	29,300	- 200	- 300	- 50	24,700	- 300	- 550	- 550
South India	Bellary	26,950	- 50	- 150	- 450	25,800	0	- 250	- 550
Eastern India	Ramgarh	26,700	- 100	- 300	- 1,100	24,700	- 50	- 250	- 1,050
East India	Jharsugda	-	-	-	-	23,500	- 200	- 500	- 800
South India	Hyderabad	-	-	-	-	26,500	0	- 200	- 700

All prices are basic, GST extra.

Pig Iron (India)

Particular/Delivery	Size/Grade	Delivery	As On	Price	Change	1M	3M
Indian prices (in INR/MT)							
DAP-Ludhiana	Steel Grade	DAP	28 Aug 17.24 IST	39,500	0	- 800	- 3,500
Ex-Bokaro	Steel Grade	Ex-Plant,Bokaro	01 Aug 18.06 IST	35,900	- 1,450	- 1,450	- 1,450
Ex-Burnpur	Steel Grade	Ex-Plant,Burnpur	31 May 16.00 IST	40,500	- 2,500	0	0
Ex-Durgapur	Steel Grade	Ex-Works	28 Aug 17.24 IST	36,400	0	- 850	- 4,450
		Ex-Plant,Durgapur	24 Aug 10.35 IST	35,500	- 1,200	- 1,200	- 4,300
Ex-Rourkela	Steel Grade	Ex-Plant,Rourkela	27 Aug 17.36 IST	35,200	0	- 1,900	- 4,500
Ex-Bhilai	Steel Grade	Ex-Plant,Bhilai	20 Jun 17.45 IST	38,000	- 4,100	0	- 4,100
DAP-Raigarh	Steel Grade	DAP	28 Aug 17.24 IST	36,300	- 50	- 900	- 4,350
DAP-Raipur	Steel Grade	DAP	28 Aug 17.24 IST	36,500	0	- 1,350	- 4,800
DAP-Hyderabad	Steel Grade	DAP	28 Aug 13.28 IST	38,300	0	+ 300	- 2,400
DAP-Delhi	Foundry Grade	DAP	28 Aug 13.26 IST	43,500	0	- 100	- 2,700
DAP-Ludhiana	Foundry Grade	DAP	28 Aug 13.26 IST	43,500	0	+ 300	- 2,500
Ex-Durgapur	Foundry Grade	Ex-Works	28 Aug 13.26 IST	41,500	0	- 2,000	- 3,500
Ex-Kharagpur	Foundry Grade	Ex-Works	28 Aug 13.26 IST	41,500	0	- 2,000	- 3,500
DAP-Ahmedabad	Foundry Grade	DAP	28 Aug 13.26 IST	45,200	0	- 300	- 1,800
DAP-Kolhapur	Foundry Grade	DAP	28 Aug 13.26 IST	45,500	0	- 300	- 1,300

Indian pig iron price assessment frequency has been increased from weekly to daily basis.

Re - Rolling Scrap (India)

Indian prices (in INR/MT)							
Ex-Alang	9-11mm(6 ANE), Ship Breaking	Ex-Yard	28 Aug 11.02 IST	39,500	0	- 700	- 4,000
	2-5 KG, Ship Breaking	Ex-Yard	28 Aug 11.02 IST	39,000	0	- 700	- 4,000
	6-8mm(4 ANE) , Ship Breaking	Ex-Yard	28 Aug 11.02 IST	38,500	0	- 700	- 4,000
	1-2 KG, Ship Breaking	Ex-Yard	29 Aug 10.48 IST	35,200	- 200	- 1,800	- 5,000
	Attachment, Ship Breaking	Ex-Yard	29 Aug 10.48 IST	35,000	- 200	- 1,800	- 5,000
	HMS(80:20), Ship Breaking	Ex-Yard	29 Aug 10.48 IST	34,000	- 200	- 1,800	- 5,000
	19-22mm(12 ANE), Ship Breaking	Ex-Yard	28 Aug 11.02 IST	41,500	0	- 700	- 4,100
	15-18mm(10 ANE), Ship Breaking	Ex-Yard	28 Aug 11.02 IST	41,500	0	- 700	- 4,000
	1 Inch, Ship Breaking	Ex-Yard	28 Aug 11.02 IST	41,500	0	- 700	- 4,200
	12-14mm(8 ANE), Ship Breaking	Ex-Yard	28 Aug 11.02 IST	41,000	0	- 700	- 4,000
	5-10 KG, Ship Breaking	Ex-Yard	28 Aug 11.02 IST	40,000	0	- 700	- 4,000

Melting Scrap (India)

Particular/Delivery	Size/Grade	Delivery	As On	Price	Change	1M	3M
Indian prices (in INR/MT)							
Ex-Ludhiana	CR Busheling (Loose)	DAP	28 Aug 17.35 IST	37,600	-600	-1,700	-4,900
	CI Scrap, Mixed Size	DAP	28 Aug 17.35 IST	38,900	0	-200	-1,600
	End Cutting	DAP	28 Aug 17.35 IST	36,600	-500	-1,600	-4,800
	Turning Boring Scrap	DAP	28 Aug 17.35 IST	34,100	-400	-1,500	-5,200
Ex-Mandi	CR Busheling (Loose)	DAP	28 Aug 17.35 IST	37,900	-500	-1,700	-4,800
	HMS(80:20)	DAP	28 Aug 17.35 IST	34,100	-400	-2,100	-4,400
	End Cutting	DAP	28 Aug 17.35 IST	37,000	-300	-1,500	-4,600
	LMS (Light Melting Scrap)	DAP	28 Aug 17.35 IST	31,900	-400	-2,100	-4,800
Ex-Durgapur	HMS(80:20)	DAP	28 Aug 17.35 IST	33,900	-100	-1,300	-4,500
Ex-Raipur	HMS(80:20)	DAP	28 Aug 17.35 IST	34,200	0	-600	-4,300
	End Cutting	DAP	28 Aug 17.35 IST	36,200	0	-600	-4,300
Ex-Ahmedabad	HMS(80:20)	DAP	28 Aug 17.35 IST	33,000	0	-1,500	-4,800
	CR Busheling (Bundle)	DAP	28 Aug 17.35 IST	38,000	0	-500	-2,900
Ex-Alang	HMS(80:20)	Ex-Yard	28 Aug 17.35 IST	34,200	+200	-1,800	-5,000
Ex-Jalna	HMS(80:20)	DAP	28 Aug 17.35 IST	33,000	+300	-100	-4,000
	CR Busheling (Loose)	DAP	28 Aug 17.35 IST	36,000	+300	-100	-4,100
Ex-Mumbai	HMS(80:20)	DAP	28 Aug 17.35 IST	32,500	0	-500	-4,000
Ex-Chennai	CR Busheling (Bundle)	DAP	28 Aug 17.35 IST	35,600	-300	-600	-2,600
	HMS(90:10)	DAP	28 Aug 17.35 IST	34,200	0	-400	-2,400
	Turning Boring Scrap	DAP	28 Aug 17.35 IST	31,300	0	+500	-2,700
	HMS(80:20)	DAP	28 Aug 17.35 IST	32,200	0	+400	-2,800
Ex-Coimbatore	CI Scrap, Mixed Size	DAP	28 Aug 17.35 IST	37,000	0	-700	-800
Ex-Hyderabad	HMS(80:20)	DAP	28 Aug 17.35 IST	30,000	0	-500	-3,500
	HMS(90:10)	DAP	28 Aug 17.35 IST	31,500	0	-500	-3,500
Ex-Bhilai	9-13 Meters, 60 KG	Ex-works	25 Jul 14.36 IST	40,800	-3,620	-350	-700

Mill Scale (India)

Indian prices (in INR/MT)							
Ex Plant, Raipur	Fines, Fe 70/68%	EXW	28 Aug 18.34 IST	7,000	+50	+100	-175
Ex-Kandla	Fines, Fe 70/68%	DAP	28 Aug 18.34 IST	6,600	-50	-175	-950

Sponge Iron (Global)

Particular/Delivery	Size/Grade	Delivery	As On	Price	Change	1M	3M
Global prices (in USD/MT)							
CNF Bangladesh	FeM 80% (+/-1), 100% lumps	-	22 Aug 17.23 IST	\$361	-2	+6	-47
CNF Nepal	Mix (70% lumps, 30% fines), FeM 80% (+/-1)	-	22 Aug 17.23 IST	\$346	+3	-2	-60

Melting Scrap (Global)

Global prices (in USD/MT)							
FOB Europe	HMS 80:20 (Bulk)	-	28 Aug 17.22 IST	\$335	-1	-24	-19
FOB USA	HMS 80:20	-	28 Aug 17.01 IST	\$336	+3	-23	-21.8
	Shredded	-	28 Aug 17.01 IST	\$356	+3	-23	-21.8
CNF Bangladesh	H2 (Bulk, Japan origin)	-	28 Aug 19.04 IST	\$391	-6	-13	-7
	HMS 80:20 (Bulk, US Origin)	-	28 Aug 19.04 IST	\$392	+1	-16	-10
	HMS 80:20 (Containers, Europe Origin)	-	28 Aug 19.04 IST	\$390	-1	-16	-14.2
	Shredded (Containers, UK Origin)	-	28 Aug 19.04 IST	\$400	-5	-29.2	-23.2
CNF China	H2	-	28 Aug 12.14 IST	\$331	0	-2	-28
	HMS 80:20 (Bulk)	-	28 Aug 12.14 IST	\$347	0	-4.6	-7.2
	Shredded	-	28 Aug 12.14 IST	\$410	0	0	+2
CNF India	HMS 80:20 (Europe Origin, Containers)	-	28 Aug 19.04 IST	\$373	-1	-16.8	-24.8
	HMS 80:20 (West Africa Origin, Containers)	-	28 Aug 19.04 IST	\$372	+2	-15	-22.2
	HMS 80:20 (West Africa Origin, Containers)	-	28 Aug 19.04 IST	\$372	+2	-19.8	-26
	Shredded (Europe Origin, Containers)	-	28 Aug 19.04 IST	\$391	0	-24	-26.6
	Shredded (US Origin, Containers)	-	28 Aug 19.04 IST	\$387	-1	-24	-28
CNF Pakistan	Shredded (Containers, Europe Origin)	-	28 Aug 19.04 IST	\$400	+1	-28.4	-22
CNF Taiwan	HMS 80:20 (US Origin, Containers)	-	28 Aug 13.01 IST	\$326	-14	-21	-22
CNF Thailand	HMS 70:30	-	29 Jan 17.41 IST	\$352	+2	NA	NA
CNF Turkey	HMS 80:20 (Bulk, US Origin)	-	28 Aug 19.04 IST	\$363	+2	-25	-17.2

CNF Vietnam	H2, (Bulk,Japan origin)	-	26 Aug 19.01 IST	\$362	-4	-8	-10
	HMS 80:20 (Bulk, US Origin)	-	26 Aug 19.01 IST	\$372	-3	-13	-11

Pig Iron (Global)

Particular/Delivery	Size/Grade	Delivery	As On	Price	Change	1M	3M
Global prices (in USD/MT)							
FOB Black Sea	Steel Grade	-	24 Aug 11.32 IST	\$390	-2	-17	-22
FOB Brazil	Steel Grade	-	24 Aug 11.32 IST	\$442	0	0	-8
CNF Italy	Steel Grade	-	24 Aug 11.33 IST	\$437	-2	-14	-23

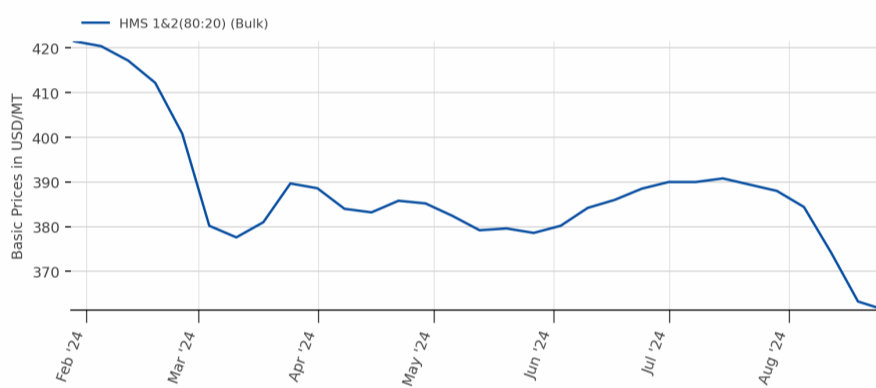
Weekly Assessment,, *Tender Prices in export

Ship Breaking (Global)

Global prices (in USD/MT)							
CNF Bangladesh	Containers	-	27 Aug 11.42 IST	\$530	0	+10	-30
	Tanker	-	27 Aug 11.42 IST	\$520	0	+10	-20
CNF India	Containers	-	27 Aug 11.42 IST	\$520	0	-10	-40
	Tanker	-	27 Aug 11.42 IST	\$510	0	-10	-30
CNF Pakistan	Containers	-	27 Aug 11.42 IST	\$510	0	-30	-20
	Tanker	-	27 Aug 11.42 IST	\$500	0	-30	-20
CNF Turkey	Containers	-	27 Aug 11.42 IST	\$365	-15	-15	-15
	Tanker	-	27 Aug 11.42 IST	\$355	-15	-15	-15

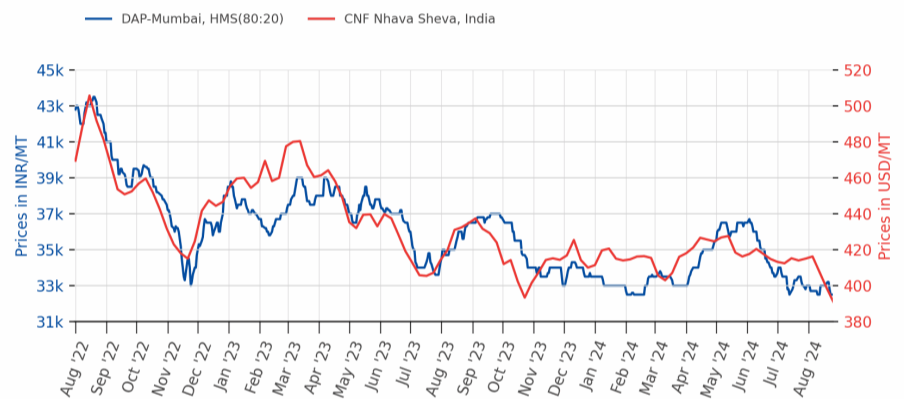
Note:- W-O-W: Week On Week, 1M: Change over last month, 3M: Change over last 3 months

Melting Scrap, CNF Turkey




Source:BigMint

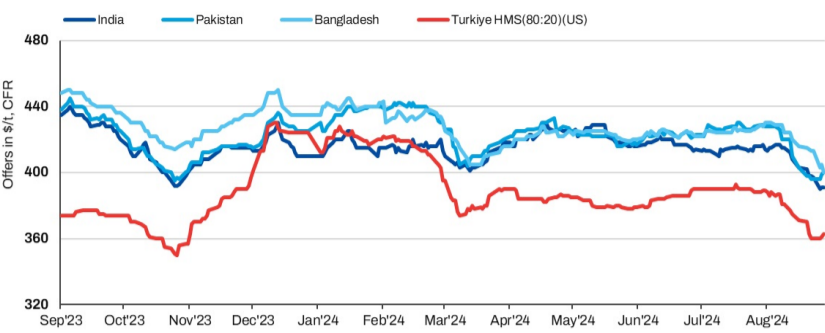
Melting Scrap DAP Mumbai/CNF India



Source:BigMint



South Asia: Imported shredded scrap offers from UK/Europe



Offers in \$/t, CFR

Source: BigMint

South Asia: Imported ferrous scrap market continues to remain slow amid mixed sentiments

2024-08-28

[READ MORE](#)



Bangladesh: Imported scrap vs domestic rebar price trend




Prices in \$/t

Source: BigMint

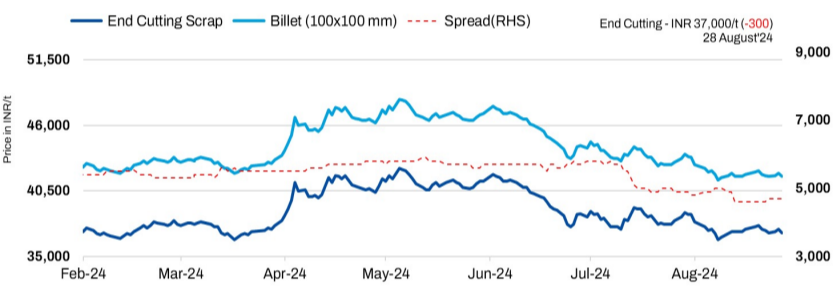
Bangladesh: Imported ferrous scrap offers continue to fall on weak buyer interest

2024-08-28

[READ MORE](#)



India: Melting scrap index DAP-Mandi Gobingarh (End Cutting vs Billet)




Price in INR/t

Source: BigMint

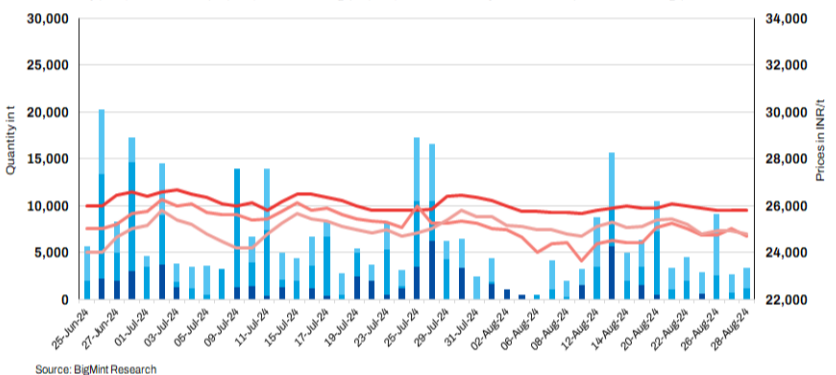
India: BigMint's scrap index falls INR 300/t amid muted steel demand-28 Aug 24

2024-08-28

[READ MORE](#)



India Sponge iron price & trade volume



Quantity in mt

Prices in INR/t

Source: BigMint Research

India: Sponge iron prices drop on limited buying - 28 Aug

2024-08-28

[READ MORE](#)



Kazakhstan extends ferrous scrap export ban for six months

Kazakhstan extends ferrous scrap export ban for 6 months

2024-08-28

[READ MORE](#)



Taiwan Feng Hsin scrap vs rebar prices



Prices in \$/t

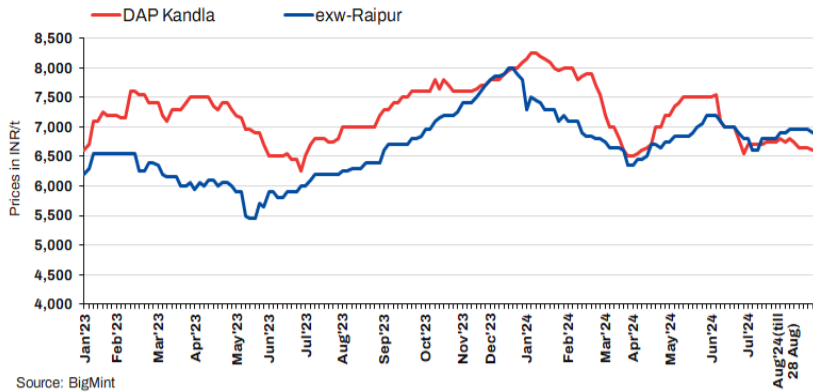
Source: Mysteel, BigMint

Taiwan's Feng Hsin rolls over rebar, scrap prices

2024-08-28

[READ MORE](#)

India: Domestic mill-scale prices



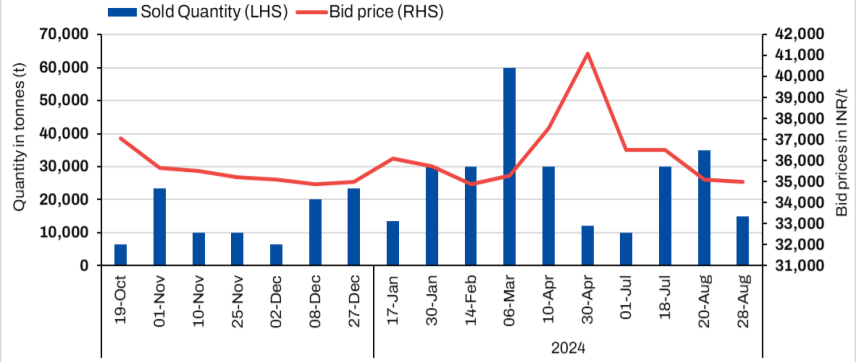
Source: BigMint

India: Mill scale prices largely stable in Raipur and Kandla

2024-08-28

[READ MORE](#)

India: NMDC Pig Iron auction summary



Source: BigMint

NMDC's 15,000 t pig iron auction receives bids at base price

2024-08-28

[READ MORE](#)

Turkish imported bulk ferrous scrap deal updates

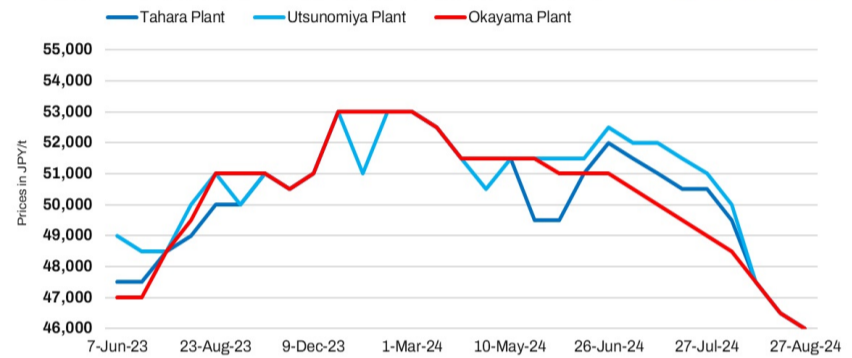


Turkiye: Bulk ferrous scrap prices witness slight uptick in recent U.S. deal

2024-08-28

[READ MORE](#)

Japan: Tokyo Steel H2 scrap purchase price trend



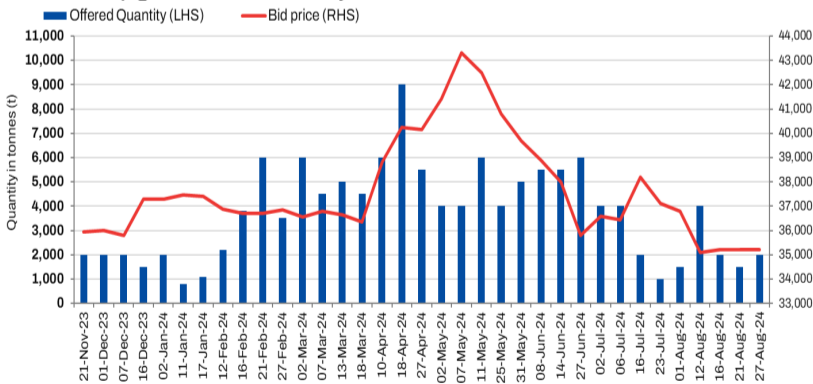
Source: BigMint

Japan: Tokyo Steel cuts scrap buy prices further by \$3/t for each plants

2024-08-27

[READ MORE](#)

SAIL RSP pig iron auction summary



Last updated on 27-Aug-24 Source: BigMint

India: SAIL-RSP's pig iron auction generates positive response

2024-08-27

[READ MORE](#)

Japanese ferrous scrap market updates



Japan: Envipro Holdings plans to increase port handling capacity amid surge in global scrap trade

2024-08-26

[READ MORE](#)

Steel

Ingots/Billet (India)

Region	Particular	INGOT				BILLET			
		Price	Change	W-O-W	1M	Price	Change	W-O-W	1M
Indian prices (in INR/MT) As on 28 Aug 2024									
North India	Ghaziabad	40,800	-400	-700	-1,000	-	-	-	-
North India	Ludhiana	44,000	-500	-700	-1,500	-	-	-	-
North India	Mandi Gobindgarh	41,650	-250	-450	-1,650	41,700	-250	-450	-1,600
North India	Muzaffarnagar	40,700	-500	-600	-300	-	-	-	-
East India	Rourkela	37,050	-150	-550	-950	37,500	-400	-650	-1,000
Central India	Raigarh	37,600	-400	-500	-900	38,000	-350	-500	-800
Central India	Raipur	38,100	-200	-600	-700	38,300	-300	-800	-950
West India	Ahmedabad	40,400	-200	-500	-1,400	41,000	-200	-500	-1,800
West India	Jaipur	40,300	-200	-300	-900	-	-	-	-
West India	Mumbai	40,500	0	-500	-1,000	41,000	0	-400	-1,000
East India	Durgapur	-	-	-	-	38,500	-100	-450	-1,000
East India	Kolkata	-	-	-	-	39,200	-100	-450	-1,000
West India	Bhavnagar	-	-	-	-	40,800	-100	-400	-1,500
West India	Goa	-	-	-	-	40,500	+200	+200	0
West India	Jalna	-	-	-	-	40,500	-100	-400	-1,500
South India	Chennai	-	-	-	-	41,500	-200	-300	-1,500
South India	HINDPUR	-	-	-	-	40,800	0	-200	-900
South India	Hyderabad	-	-	-	-	39,500	0	0	-500
Eastern India	Ramgarh	-	-	-	-	38,600	-200	-400	-1,150

All prices are basic, GST @ 18% extra. Ingot - 3.5" x 4.5", Commercial Grade, Billet - 100*100

Rebar (India)

Particular/Delivery	Size/Grade	Delivery	As On	Price	PRICE @ 18% GST	Change	1M	3M
Indian prices (in INR/MT)								
Exy-Delhi/NCR	12-32mm, BF Route, IS 1786 Fe 550D	Ex-Yard	23 Aug 16.53 IST	49,800	58,800	-400	-2,300	-8,400
	12-32mm, BF Route, IS 1786 Fe 500D	Ex-Yard	23 Aug 16.53 IST	49,800	58,800	-400	-2,300	-8,400
Exy-Durgapur	12-32mm BF Route, IS 1786 Fe 500D	Ex-Yard	23 Aug 16.53 IST	49,300	58,200	-1,000	-3,100	-7,300
	12-32mm BF Route, IS 1786 Fe 550D	Ex-Yard	23 Aug 16.53 IST	49,300	58,200	-1,000	-3,100	-7,300
Exy-Ahmedabad	12-32mm BF Route, IS 1786 Fe 500D	Ex-Yard	23 Aug 16.53 IST	49,600	58,500	-700	-2,700	-8,200
	12-32mm BF Route, IS 1786 Fe 550D	Ex-Yard	23 Aug 16.53 IST	49,600	58,500	-700	-2,700	-8,200
Exy-Mumbai	12-32mm, BF Route, IS 1786 Fe 500D	Ex-Yard	23 Aug 16.53 IST	49,600	58,500	-300	-2,100	-8,400
	12-32mm, BF Route, IS 1786 Fe 550D	Ex-Yard	23 Aug 16.53 IST	49,600	58,500	-300	-2,100	-8,400
Exy-Bangalore	12-32mm, BF Route, IS 1786 Fe 500D	Ex-Yard	23 Aug 16.53 IST	50,500	59,600	-500	-2,200	-8,000
	12-32mm, BF Route, IS 1786 Fe 550D	Ex-Yard	23 Aug 16.53 IST	50,500	59,600	-500	-2,200	-8,000
Exy-Chennai	12-32mm, BF Route, IS 1786 Fe 550D	Ex-Yard	23 Aug 16.53 IST	50,200	59,200	-1,000	-2,300	-8,400
	12-32mm, BF Route, IS 1786 Fe 500D	Ex-Yard	23 Aug 16.53 IST	50,200	59,200	-1,000	-2,300	-8,400
Exy-Hyderabad	12-32mm, BF Route, IS 1786 Fe 500D	Ex-Yard	23 Aug 16.53 IST	49,400	58,300	-800	-2,500	-8,900
	12-32mm, BF Route, IS 1786 Fe 550D	Ex-Yard	23 Aug 16.53 IST	49,400	58,300	-800	-2,500	-8,900
Indian prices (in INR/MT)								
Ex-Delhi/NCR	12-25mm, IF Route, Fe 500, IS 1786	Ex-Works	28 Aug 13.40 IST	45,500	53,700	-200	-1,700	-5,900
Ex-Jaipur	12-25mm IF route, Fe 500, IS 1786	Ex-Works	28 Aug 13.40 IST	44,200	52,200	-200	-1,500	-6,600
Ex-Mandi Gobindgarh	12-25mm, IF Route, Fe 500, IS 1786	Ex-Works	28 Aug 13.40 IST	46,500	54,900	-100	-1,700	-5,700
Ex-Muzaffarnagar	12-25mm, IF Route, Fe 500, IS 1786	Ex-Works	28 Aug 17.35 IST	44,100	52,000	-300	-1,300	-6,100
Ex-Durgapur	12-25mm, IF Route, Fe 500D, IS 1786	Ex-Works	28 Aug 17.35 IST	42,900	50,600	-300	-1,500	-6,400
	12-25mm, IF Route, Fe 500, IS 1786	Ex-Works	28 Aug 17.35 IST	40,800	48,100	-300	-1,500	-6,400
Ex-Rourkela	12-25mm, IF Route, Fe 500, IS 1786	Ex-Works	28 Aug 13.40 IST	41,350	48,800	-250	-850	-6,950
	12-25mm, IF Route, Fe 500D, IS 1786	Ex-Works	28 Aug 13.40 IST	48,200	56,900	-300	+400	-5,100
Ex-Raigarh	12-25mm, IF Route, Fe 500, IS 1786	Ex-Works	28 Aug 13.40 IST	41,000	48,400	-200	-900	-6,800
Ex-Raipur	12-25mm, IF Route, Fe 500D, IS 1786	Ex-Works	28 Aug 13.40 IST	44,800	52,900	0	-500	-6,900
	12-25mm, IF Route, Fe 500, IS 1786	Ex-Works	28 Aug 17.35 IST	41,600	49,100	0	-700	-6,800
Ex-Ahmedabad	12-25mm, IF Route, Fe 500, IS 1786	FOR	28 Aug 17.35 IST	44,800	52,900	-100	-2,000	-6,500

Ex-Goa	12-25mm, IF Route, Fe 500, IS 1786	Ex-Works	28 Aug 13.40 IST	46,400	54,800	0	-1,200	-5,500
Ex-Jalna	12-25mm, IF Route, Fe 500, IS 1786	Ex-Works	28 Aug 13.40 IST	44,600	52,600	0	-1,400	-8,000
Ex-Mumbai	12-25mm, IF Route, Fe 500, IS 1786	Ex-Works	28 Aug 13.40 IST	45,800	54,000	0	+500	-6,100
Ex-Bangalore	12-25mm, IF Route, Fe 550D, IS 1786	Ex-Works	28 Aug 13.40 IST	49,800	58,800	0	-800	-4,700
	12-25mm, IF Route, Fe 550, IS 1786	Ex-Works	28 Aug 13.40 IST	46,200	54,500	0	-1,300	-5,800
Ex-Chennai	12-25mm, IF Route, Fe 500, IS 1786	Ex-Works	28 Aug 13.40 IST	46,200	54,500	0	-1,600	-5,300
Ex-Hyderabad	12-25mm, IF Route, Fe 500, IS 1786	Ex-Works	28 Aug 13.40 IST	43,500	51,300	0	-500	-6,000
Ex-Patna	12-25mm IF route, Fe 500, IS 1786	Ex-Works	28 Aug 13.40 IST	42,600	50,300	0	-1,400	-6,900

Structure (Medium & Small Scale Producers) (India)

Region/Zone	Particular	40 ANGLE	Change	1M	75 CHANNEL	Change	1M	200 BEAM	Change	1M
Indian prices (in INR/MT)										
North India	Ghaziabad	-	-	-	-	-	-	49,200	0	-800
East India	Durgapur	44,000	0	-1,500	44,000	0	-1,500	44,750	0	-1,300
Central India	Raipur	-	-	-	44,400	0	-700	-	-	-
West India	Ahmedabad	46,000	0	-1,500	46,000	0	-1,500	-	-	-
West India	Mumbai	48,500	+200	-500	49,300	+200	-500	-	-	-
South India	Hyderabad	46,700	0	-800	46,300	0	-800	-	-	-

Indian Structure price assessment frequency has been increased from weekly to daily basis, All prices are basic, Commercial Grade, Basic Price GST @ 18% extra

Wire Rod (India)

Particular	Size/Grade	Raipur	Change	W-O-W	Durgapur	Change	W-O-W
Indian prices (in INR/MT)							
SWRY 14 LC Gr 3, Induction route	5.5 mm	42,200	-200	-1,000	41,800	-300	-600
HB Wire, Induction route	12 Gauge	44,700	-200	-1,000	44,300	-300	-600
GI Wire, Induction route	12 Gauge	48,600	-500	-1,100	51,800	-300	-600
Binding Wire, Induction route	20 Gauge	50,700	-300	-1,300	50,800	-300	-600
Barbed Wire, Induction route	12*12 Gauge	50,600	-500	-1,100	54,800	-300	-600

Daily Assessment, Commercial Grade, Basic Price GST @ 18% extra

HRC (India)

Particular/Delivery	Size/Grade	Delivery	As On	Price	Change	1M	3M
Indian prices (in INR/MT)							
Delhi	2.5-8mm / CTL, IS2062, Gr E250 Br.	Ex-stockyard	27 Aug 17.57 IST	50,400	0	-650	-4,200
	1.8mm / CTL, IS2062, Gr E250 Br.	Ex-stockyard	27 Aug 17.57 IST	51,700	0	-800	-3,700
Faridabad	2.5-8mm / CTL, IS2062, Gr E350 Br.	Ex-stockyard	27 Aug 17.57 IST	53,200	0	-800	-3,700
	2.5-8mm / CTL, IS2062, Gr E250 Br.	Ex-stockyard	27 Aug 17.57 IST	50,200	0	-750	-3,700
Ludhiana	2.5-8mm / CTL, IS2062, Gr E250 Br.	Ex-stockyard	27 Aug 17.57 IST	51,000	0	-1,200	-3,900
Kolkata	2.5-8mm / CTL, IS2062, Gr E250 Br.	Ex-stockyard	27 Aug 17.57 IST	48,300	-200	-2,100	-5,000
Ahmedabad	2.5-8mm / CTL, IS2062, Gr E250 Br.	Ex-stockyard	27 Aug 17.57 IST	51,000	0	-1,450	-3,750
	2.5-8mm / CTL, IS2062, Gr E350 Br.	Ex-stockyard	27 Aug 17.57 IST	53,300	0	-850	-3,650
Mumbai	2.5-8mm / CTL, IS2062, Gr E250 Br.	Ex-stockyard	27 Aug 17.57 IST	50,300	0	-950	-3,600
	1.8mm / CTL, IS2062, Gr E250 Br.	Ex-stockyard	27 Aug 17.57 IST	51,800	0	-950	-3,650
Bangalore	2.5-8mm / CTL, IS2062, Gr E250 Br.	Ex-stockyard	27 Aug 17.57 IST	52,100	-600	-2,350	-4,450
Chennai	2.5-8mm / CTL, IS2062, Gr E250 Br.	Ex-stockyard	27 Aug 17.57 IST	50,500	0	-2,000	-5,250
	1.8mm / CTL, IS2062, Gr E250 Br.	Ex-stockyard	27 Aug 17.57 IST	52,300	0	-1,600	-4,950
Hyderabad	2.5-8mm / CTL, IS2062, Gr E250 Br.	Ex-stockyard	27 Aug 17.57 IST	50,000	-400	-1,800	-4,550

Weekly Assessment, Commercial Grade, *Basic Price GST @ 18% extra.,

CRC (India)

Particular/Delivery	Size/Grade	Delivery	As On	Price	Change	1M	3M
Indian prices (in INR/MT)							
Delhi	0.90mm / CTL, IS 513, CR1	Ex-stockyard	27 Aug 18.03 IST	58,000	0	-850	-2,900
Faridabad	0.5mm / CTL, IS 513, CR1	Ex-stockyard	27 Aug 18.03 IST	59,200	0	-1,100	-2,550
	0.90mm / CTL, IS 513, CR1	Ex-stockyard	27 Aug 18.03 IST	57,700	0	-1,100	-2,550
Ludhiana	0.90mm / CTL, IS 513, CR1	Ex-stockyard	27 Aug 18.03 IST	58,000	0	-1,000	-3,200
Kolkata	0.90mm / CTL, IS 513, CR1	Ex-stockyard	27 Aug 18.03 IST	55,600	+800	-800	-2,900
Ahmedabad	0.90mm / CTL, IS 513, CR1	Ex-stockyard	27 Aug 18.03 IST	57,500	-300	-2,050	-3,650

Mumbai	0.90mm / CTL, IS 513, CR1	Ex-stockyard	27 Aug 18.03 IST	57,400	0	-1,300	-3,300
	0.5mm / CTL, IS 513, CR1	Ex-stockyard	27 Aug 18.03 IST	58,800	0	-1,350	-3,400
Bangalore	0.9mm / CTL, IS 513, CR1	Ex-stockyard	27 Aug 18.03 IST	60,000	-500	-2,500	-3,300
Chennai	0.90mm / CTL, IS 513, CR1	Ex-stockyard	27 Aug 18.03 IST	61,500	0	-650	-1,950
	0.5mm / CTL, IS 513, CR1	Ex-stockyard	27 Aug 18.03 IST	63,000	0	-650	-1,950
Hyderabad	0.90mm / CTL, IS 513, CR1	Ex-stockyard	27 Aug 18.03 IST	58,300	-700	-2,700	-4,450

Weekly Assessment, Commercial Grade, *Basic Price GST @ 18% extra.,

HR Plate (India)

Particular/Delivery	Size/Grade	Delivery	As On	Price	Change	1M	3M
Indian prices (in INR/MT)							
Delhi	60-100mm, Gr E350 Br.	Ex-stockyard	28 Aug 18.13 IST	61,900	0	-1,300	-4,400
	5-10mm, Gr E350 Br.	Ex-stockyard	28 Aug 18.13 IST	54,000	0	-800	-3,900
	20-40mm, Gr E350 Br.	Ex-stockyard	28 Aug 18.13 IST	58,200	0	-1,600	-3,900
	60-100mm, Gr E250 Br.	Ex-stockyard	28 Aug 18.13 IST	58,400	0	-1,300	-4,400
	5-10mm, Gr E250 Br.	Ex-stockyard	28 Aug 18.13 IST	50,500	0	-800	-4,000
	20-40mm, Gr E250 Br.	Ex-stockyard	28 Aug 18.13 IST	54,700	0	-1,600	-3,800
Mumbai	60-100mm, Gr E350 Br.	Ex-stockyard	28 Aug 18.13 IST	61,800	0	-1,600	-3,500
	5-10mm, Gr E350 Br.	Ex-stockyard	28 Aug 18.13 IST	54,000	0	-1,300	-4,500
	20-40mm, Gr E350 Br.	Ex-stockyard	28 Aug 18.13 IST	57,800	-200	-1,500	-3,600
	60-100mm, Gr E250 Br.	Ex-stockyard	28 Aug 18.13 IST	58,300	0	-1,700	-3,500
	5-10mm, Gr E250 Br.	Ex-stockyard	28 Aug 18.13 IST	50,500	0	-1,100	-4,500
	20-40mm, Gr E250 Br.	Ex-stockyard	28 Aug 18.13 IST	54,200	-300	-1,800	-3,800

Weekly Assessment, Commercial Grade, Basic Price GST @ 18% extra

GP (India)

Indian prices (in INR/MT)							
Delhi	0.7mm / CTL, 120 GSM, IS277	Ex-stockyard	22 Aug 19.07 IST	60,200	-400	-3,200	-5,700
	0.6mm / CTL, 120 GSM, IS277	Ex-stockyard	22 Aug 19.07 IST	61,500	-700	-3,500	-5,900
Mumbai	0.8mm / CTL, 120 GSM, IS277	Ex-stockyard	22 Aug 19.07 IST	60,300	-900	-2,800	-4,500
	0.6mm / CTL, 120 GSM, IS277	Ex-stockyard	22 Aug 19.07 IST	61,800	-900	-2,800	-4,500
Chennai	0.8-1.6mm / CTL, 120gsm, IS277	Ex-stockyard	22 Aug 19.07 IST	63,800	0	-2,200	-6,800
	0.6mm / CTL, 120 GSM, IS277	Ex-stockyard	22 Aug 19.07 IST	65,300	0	-2,200	-6,800
Hyderabad	0.8mm / CTL, 120 GSM, IS277	Ex-stockyard	22 Aug 19.07 IST	64,300	-700	-2,400	-4,300
	0.6mm / CTL, 120 GSM, IS277	Ex-stockyard	22 Aug 19.07 IST	65,800	-700	-2,400	-4,300

PPGI (India)

Particular/Delivery	Size/Grade	Delivery	As On	Price	Change	1M	3M
Indian prices (in INR/MT)							
Delhi	0.5mm / CTL, 90 GSM, IS14246	Ex-stockyard	22 Aug 18.57 IST	70,000	-500	-2,700	-4,900
Mumbai	0.5mm / CTL, 90 GSM, IS14246	Ex-stockyard	22 Aug 18.57 IST	68,800	-1,200	-2,900	-5,400

MS Pipes (India)

Indian prices (in INR/MT)							
Exy-Raipur	2.2-6mm, IS 1239,IS 1161 (HR Coil Based)	Ex-Yard	28 Aug 17.51 IST	54,000	-1,000	-3,000	-6,000
Ex-Raipur	41-60 OD (Patra Based)	Ex-works	28 Aug 16.29 IST	41,600	-300	-1,700	-6,800
Ex-Mandi Gobindgarh	41-60 OD (Patra Based)	Ex-works	28 Aug 16.29 IST	43,500	-500	-2,700	-6,100
Exy-Delhi	2.2-6mm, IS 1239,IS 1161 (HR Coil Based)	Ex-Yard	28 Aug 17.51 IST	55,000	-1,000	-2,500	-7,500
Exy-Raipur	2.2-6mm, IS 1239,IS 1161 (HR Coil Based)	Ex-Yard	28 Aug 17.51 IST	54,000	-1,000	-3,000	-6,000
Exy-Mumbai	2.2-6mm, IS 1239,IS 1161 (HR Coil Based)	Ex-Yard	28 Aug 17.51 IST	54,000	-1,000	-2,500	-7,000
Exy-Pune	2.2-6mm, IS 1239,IS 1161 (HR Coil Based)	Ex-Yard	28 Aug 17.51 IST	54,000	-1,000	-2,500	-7,000
Exy-Bangalore	2.2-6mm, IS 1239,IS 1161 (HR Coil Based)	Ex-Yard	28 Aug 17.51 IST	54,500	-1,000	-2,500	-6,000
Exy-Hyderabad	2.2-6mm, IS 1239,IS 1161 (HR Coil Based)	Ex-Yard	28 Aug 17.51 IST	54,500	-1,000	-2,500	-6,500

Billet (Global)

Particular/Delivery	Size/Grade	Delivery	As On	Price	Change	1M	3M
Global prices (in USD/MT)							
FOB India	150*150, 3SP/4SP	-	27 Aug 18.45 IST	\$490	0	0	NA
FOB Iran	130*130, 3SP	-	27 Aug 18.45 IST	\$465	0	-5	-13
FOB Russia	130*130, 3SP	-	27 Aug 18.45 IST	\$470	0	-20	-25
CNF Nepal	100*100, IS 2831 (IF Grade)	-	27 Aug 18.48 IST	\$485	0	-13	-69.5
CNF Philippines	150*150, 3SP	-	27 Aug 18.48 IST	\$470	+7	-17.5	-52.5
CNF Turkey	120*120	-	27 Aug 18.48 IST	\$485	0	-22.5	-35

Weekly Assessment

Rebar (Global)

Particular/Delivery	Size/Grade	Delivery	As On	Price	Change	1M	3M
Global prices (in USD/MT)							
FOB Turkey	12-32mm, Commercial	-	23 Aug 13.29 IST	\$573	-4	-7	-5

Wire Rod (Global)

Particular/Delivery	Size/Grade	Delivery	As On	Price	Change	1M	3M
Global prices (in USD/MT)							
CNF Nepal	5.5-6.0mm, Commercial Grade	-	24 Aug 13.10 IST	\$530	0	0	-62
	6-8 mm, ASTM A510 SAE 1008	-	24 Aug 13.10 IST	\$585	0	0	NA

HRC (Global)

Particular/Delivery	Size/Grade	Delivery	As On	Price	Change	1M	3M
Global prices (in USD/MT)							
CNF Bangladesh	2mm, SAE 1006 (China origin)	-	27 Aug 18.45 IST	\$520	+15	-20	-55
CNF Dubai	2mm, SAE1006 (India origin), SAE1006	-	23 Apr 18.30 IST	\$595	0	NA	NA
CNF Europe	3-4mm, S235JR	-	27 Aug 18.45 IST	\$520	+10	-30	-65
	3mm+, S275	-	27 Aug 18.45 IST	\$620	0	-30	NA
CNF India	2-12 mm, SS400 (China Origin)	-	27 Aug 18.45 IST	\$495	0	-40	-65
	3mm, SS400 (South Korea Origin)	-	16 Jul 18.40 IST	\$570	-30	NA	NA
CNF Nepal	2mm, SAE1006 (India origin), SAE1006	-	27 Aug 18.45 IST	\$560	-5	-40	-70
CNF Pakistan	2mm, SS400 (China origin), SS400	-	27 Aug 18.45 IST	\$500	+20	-30	-52
	2mm, SS400 (Japan origin), SS400	-	28 May 18.42 IST	\$585	0	NA	NA
CNF UAE	2mm, SAE1006 (China Origin)	-	27 Aug 18.45 IST	\$500	-10	-40	-75
	2 mm, SAE 1006 (Formosa, skin pass)	-	16 Aug 13.35 IST	\$534	-41	NA	NA
CNF Vietnam	2-20mm, SAE 1006 (India Origin)	-	09 Apr 18.25 IST	\$567	0	NA	NA
	2-3mm, SAE 1006 (China Origin)	-	27 Aug 18.45 IST	\$485	-15	-35	-70
	Thickness - 2-6 mm, Width - 1.1-1.3m	-	01 Aug 17.51 IST	\$530	-25	0	-35
FOB Black Sea	3mm, SAE1006	-	27 Aug 18.50 IST	\$495	0	-48	-67
FOB China	3-12mm, SS400	-	27 Aug 18.50 IST	\$465	+10	-30	-65
FOB India	2.5 mm, SAE1006	-	23 Apr 18.30 IST	\$560	0	NA	NA
FOB Japan	2mm, SS400	-	27 Aug 18.50 IST	\$505	-25	NA	NA
FOB South Korea	1.6-2.5mm, SAE 1006	-	13 Aug 18.46 IST	\$520	-30	NA	NA

CRC (Global)

Particular/Delivery	Size/Grade	Delivery	As On	Price	Change	1M	3M
Global prices (in USD/MT)							
FOB China	0.90mm, SPCC	-	28 Aug 18.24 IST	\$520	0	-40	-85
FOB India	0.9 mm, IS 513 Gr.O	-	28 Aug 18.24 IST	\$655	-10	-20	NA
FOB Russia	0.90mm, SPCC	-	28 Aug 18.24 IST	\$590	0	-45	-65

HR Plate (Global)

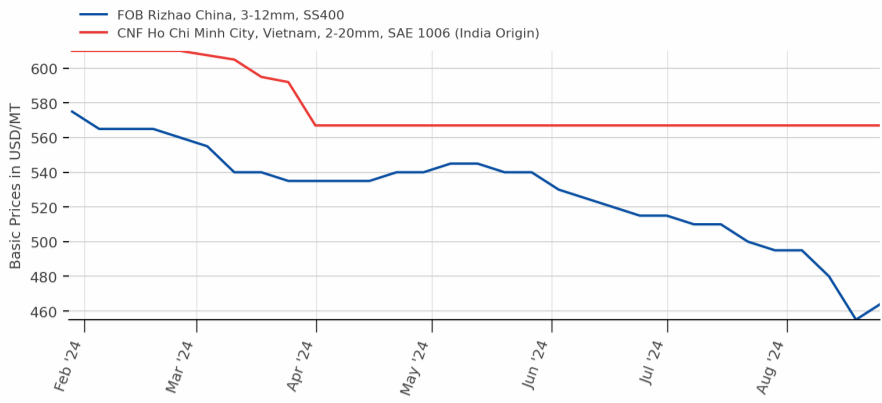
Particular/Delivery	Size/Grade	Delivery	As On	Price	Change	1M	3M
Global prices (in USD/MT)							
FOB China	5-10mm, SS 400	-	28 Aug 18.25 IST	\$480	0	-45	-75

GP (Global)

Particular/Delivery	Size/Grade	Delivery	As On	Price	Change	1M	3M
Global prices (in USD/MT)							
FOB China	DX51D+z80, Width 1,000-1,500 mm, thickness 0.5-2mm	-	22 Aug 18.00 IST	\$570	-20	-45	-90
FOB India	Width 900-1250mm, thickness 0.50mm, DX51D+z80, BS EN 10142:2000	-	22 Aug 18.00 IST	\$745	0	-5	NA

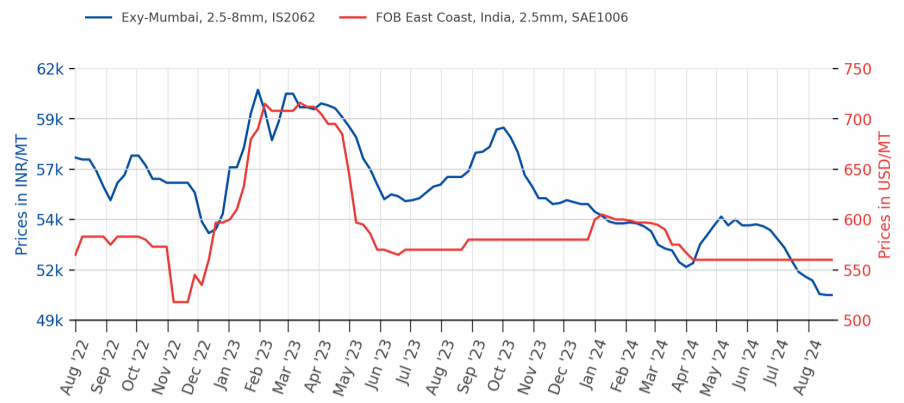
Note:- W-O-W: Week On Week, 1M: Change over last month, 3M: Change over last 3 months

HRC



Source:BigMint

Prices of HRC Exy Mumbai/FOB India



Source:BigMint

Indian and Chinese CRC export offers FOB basis

— FOB east coast, India — FOB Rizhao, China

Source: BigMint As assessed on 28 Aug 24

Indian CRC export offers to Europe fall w-o-w amid summer slowdown

2024-08-28 [READ MORE](#)

Indian DRI, billet and rebar prices, Exw Raipur

— Billet (100x100 mm) — P-DRI (Pellet based DRI) — Rebar (12-25 mm)

Source: BigMint

Indian DRI, billet and rebar update - 28 Aug

2024-08-28 [READ MORE](#)

India: Billet index (daily), exw Raipur

— Trade Quantity Recorded — Price

Source: BigMint, Note: Billet trade volumes (provisional) recorded by BigMint

INR 38,300/t (-300), Trade volume: 850 t 28th Aug 24, 18:00 hrs

India: BigMint's billet index declines by INR 300/t d-o-d amid weak demand - 28 Aug

2024-08-28 [READ MORE](#)

East Asian steel majors anticipate challenges ahead in H2CY'24

2024-08-28 [READ MORE](#)

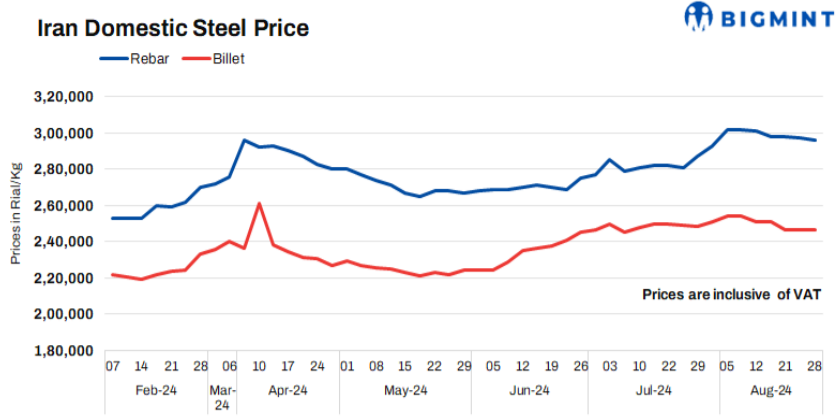
India: Brandwise rebar offers

India's Brand-wise Rebar Offers from BF and IF route mills -28 Aug

2024-08-28 [READ MORE](#)

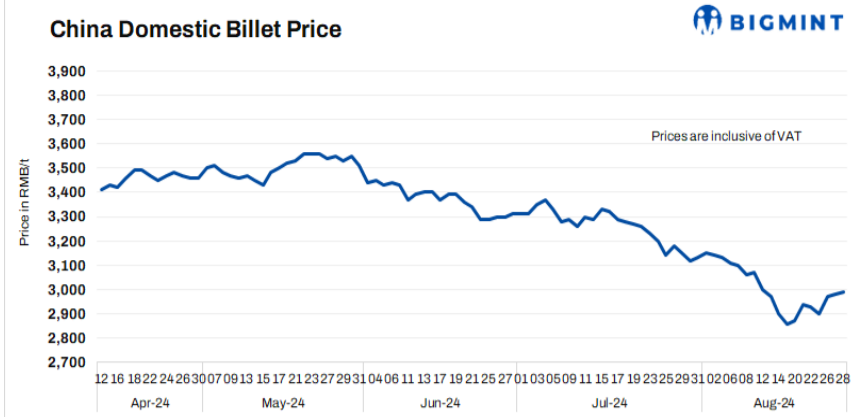
South Korea: HR steel plate production increases y-o-y in H1 2024, sales volume declines

2024-08-28 [READ MORE](#)



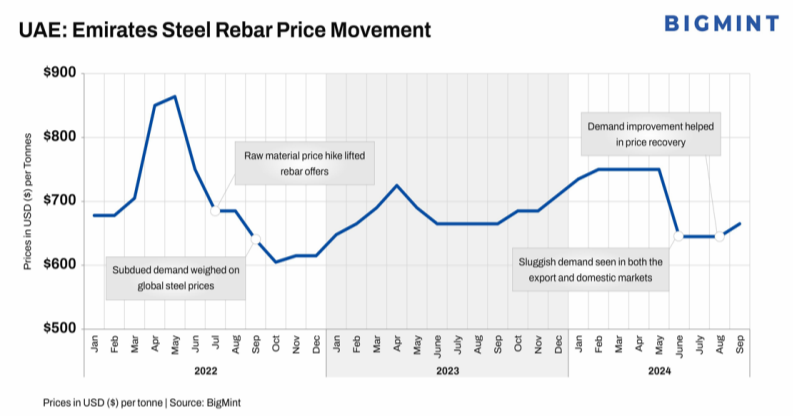
Iran: Domestic billet prices stable, rebar continues to head south

2024-08-28 [READ MORE](#)



China: Steel billet prices edge up RMB 10/t (\$1/t) d-o-d

2024-08-28 [READ MORE](#)



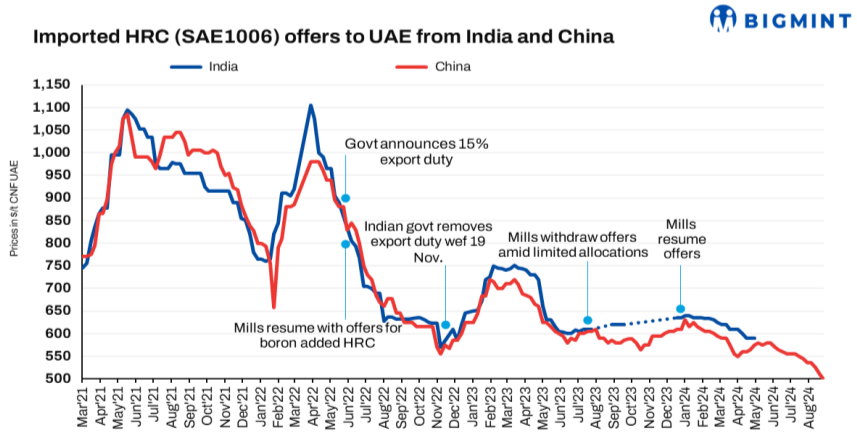
UAE: Emirates Steel raises rebar offers by \$20/t m-o-m for Sep'24

2024-08-28 [READ MORE](#)



India: ESL hikes long steel prices by up to INR 1,000/t (\$12/t)

2024-08-28 [READ MORE](#)



Middle East: Imported HRC prices decline w-o-w in recent deals

2024-08-27 [READ MORE](#)



Indian importers book 35,000 t of HRCs from China

2024-08-27 [READ MORE](#)

Ferro Alloy

Manganese Ore (India)

Particular/Delivery	Size/Grade	Delivery	As On	Price	Change	1M	3M
Indian prices (in INR/MT)							
MOIL	6-80 mm, Lumps, Mn 46%	Ex-Mines	01 Aug 13.27 IST	28,175	-3,131	-3,131	NA
	Lumps, Lumps, Mn 44%, Fe 7%	Ex-Mines	01 Aug 13.27 IST	26,951	-2,995	-2,995	NA
	Lumps, Mn 37%, Fe 7.5%	Ex-Mines	01 Aug 13.27 IST	15,146	-5,601	-5,601	NA
	6-80 mm, Lumps, Mn 30%	Ex-Mines	01 Aug 13.27 IST	7,437	-2,751	-2,751	NA

Weekly Assessment, Prices Ex-Mines Basis Including Royalty

Chrome Ore (India)

Particular/Delivery	Size/Grade	Delivery	As On	Price	Change	1M	3M
Indian prices (in INR/MT)							
Ex-Jajpur (OMC-eAuction)	Friable 54%+	Ex-Mines	21 Aug 18.29 IST	38,085	-202	NA	NA
	Friable 52-54%	Ex-Mines	21 Aug 18.29 IST	34,119	+1,935	NA	NA
	Friable 50-52%	Ex-Mines	21 Aug 18.29 IST	24,252	-521	NA	NA
	Lumps, Friable 48-50%	Ex-Mines	21 Aug 18.29 IST	23,721	-424	NA	NA

OMC E-Auction Prices Including Royalty

Silico Manganese (India)

Particular/Delivery	Size/Grade	Delivery	As On	Price	Change	1M	3M
Indian prices (in INR/MT)							
Ex-Durgapur	10-150 mm, MC (Mn 53% min.)	Ex-Works	29 Aug 10.20 IST	78,200	-1,200	+500	-24,400
	10-150 mm, LC (Mn 55% min.)	Ex-Works	29 Aug 10.20 IST	83,250	-1,050	+250	-28,350
	25-150 mm, HC 60-14	Ex-Works	28 Aug 18.46 IST	67,900	-100	-680	-24,080
	10-50 MM, HC 60-14	Ex-Works	28 Aug 18.46 IST	68,400	-100	-680	-24,000
Ex-Raipur	25-150 mm, HC 60-14	Ex-Works	28 Aug 18.46 IST	68,300	-150	-710	-24,740
Ex-Vizag	25-150 mm, HC 60-14	Ex-Works	28 Aug 18.46 IST	68,150	0	-330	-23,850

Weekly Assessment; All Prices are basic; GST @ 18% extra

Ferro Manganese (India)

Particular/Delivery	Size/Grade	Delivery	As On	Price	Change	1M	3M
Indian prices (in INR/MT)							
Ex-Durgapur	10-150 mm, MC (Mn 70% min)	Ex-Works	29 Aug 10.22 IST	103,000	0	-5,750	-30,400
	25-150 mm, HC 70%	Ex-Works	28 Aug 18.53 IST	74,500	0	-1,040	-22,640
Ex-Raipur	25-150 mm, HC 70%	Ex-Works	28 Aug 18.53 IST	74,700	0	-540	-22,240

Weekly Assessment; All Prices are basic; GST @ 18% extra

Ferro Chrome (India)

Particular/Delivery	Size/Grade	Delivery	As On	Price	Change	1M	3M
Indian prices (in INR/MT)							
Ex-Durgapur	10-60 mm, LC 60%	Ex-Works	29 Aug 10.11 IST	220,000	+1,000	+1,000	-12,000
Ex-Jajpur	10-150mm, HC 60%, Si - 2%	Ex-Works	29 Aug 10.11 IST	113,000	+4,000	+2,000	+100
	10-150mm, HC 60%, Si- 4%	Ex-Works	28 Aug 10.27 IST	106,700	0	+850	+800

Weekly Assessment; All Prices are basic; GST @ 18% extra

Ferro Silicon (India)

Particular/Delivery	Size/Grade	Delivery	As On	Price	Change	1M	3M
Indian prices (in INR/MT)							
Ex-Guwahati	25-150 mm, FeSi 70%	Ex-Works	26 Aug 18.33 IST	88,100	-500	-3,400	-10,500
Ex-Bhutan	25-150 mm, FeSi 70%	Ex-Works	26 Aug 18.33 IST	88,800	-200	-3,050	-9,400

Weekly Assessment; All Prices are basic; GST @ 18% extra

Manganese Ore (Global)

Particular/Delivery	Size/Grade	Delivery	As On	Price	Change	1M	3M
Global prices (in USD/MT)							
CNF China	Lumps, Mn 37% (USD/dmtu)	-	24 Aug 11.09 IST	\$3.86 /dmtu	-0.01	-0.64	-2.44
	Lumps, Mn 44% (USD/dmtu)	-	24 Aug 11.10 IST	\$6.06 /dmtu	+0.04	-2.91	-2.24

CNF India	Lumps, Mn 37%, (South African origin) (USD/dmtu)	-	24 Aug 11.09 IST	\$4 /dmtu	0	-0.65	-2.45
	Lumps, Mn 44% (USD/dmtu)	-	24 Aug 11.09 IST	\$6.2 /dmtu	+0.05	-2.9	-2.25
	Lumps, Mn 46%, (USD/dmtu)	-	24 Aug 11.09 IST	\$6.65 /dmtu	+0.05	-3.05	-2.35

Weekly Assessment

Chrome Ore (Global)

Global prices (in USD/MT)							
CNF China	Conc 40-42%, S. Africa	-	27 Aug 17.34 IST	\$315	0	+5	0
	Conc 46-48%, Turkish	-	27 Aug 17.34 IST	\$420	0	-10	+5

Weekly Assessment

Silico Manganese (Global)

Global prices (in USD/MT)							
FOB India	25-150 mm, HC 60-14	-	28 Aug 18.55 IST	\$830	0	-6	-293.4
	25-150 mm, HC 65-16	-	28 Aug 18.55 IST	\$948	-10	-18.8	-288.4

Weekly Assessment

Ferro Manganese (Global)

Global prices (in USD/MT)							
FOB India	25-150 mm, HC 70%	-	28 Aug 18.56 IST	\$900	-7	-39.2	-235.2
	25-150 mm, HC 75%	-	28 Aug 18.56 IST	\$955	-17	-57.2	-282

Weekly Assessment

Ferro Chrome (Global)

Global prices (in USD/MT)							
CNF China	10-150mm, HC 60% (cents/lb)	-	28 Aug 10.26 IST	¢95 /lb	-0.5	-1	-3.5
CNF Japan	10-50mm, HC 60% (cents/lb)	-	28 Aug 10.26 IST	¢100 /lb	0	-1	-7
CNF South Korea	10-50mm, HC 60% (cents/lb)	-	28 Aug 10.26 IST	¢99 /lb	0	-1	-2

Weekly Assessment

Ferro Silicon (Global)

Global prices (in USD/MT)							
FOB China	10-50 mm, FeSi 75%	-	26 Aug 18.34 IST	\$1,325	0	+25	+65
FOB India	10-50 mm, FeSi 70%	-	26 Aug 18.34 IST	\$1,155	+25	-45	-135

Weekly Assessment

Silico manganese Trade vs Index

INR 68,450/t (-150/t w-o-w) exw Raipur on 27 Aug'24

India: Domestic silico manganese market demonstrates resilience amid delayed bookings

2024-08-28

[READ MORE](#)

Ferro molybdenum trades vs index

INR 2,497,000/t (+10,000/t w-o-w) exw-Nagpur on 28 Aug'24

India: Ferro molybdenum prices inch up on rising inquiries

2024-08-28

[READ MORE](#)

Non Ferrous

Aluminium (India)

Particular/Delivery	Size/Grade	Delivery	As On	Price	Change	1M	3M
Indian prices (in INR/MT)							
Aluminium Extrusion Scrap, Exy-Delhi	6063 & 6061 (Mix)	Ex-Yard	27 Aug 17.24 IST	192,000	0	+ 2,000	- 3,000
Aluminium Utensil Scrap, Exy-Delhi	Loose	Ex-Yard	27 Aug 17.24 IST	182,000	0	+ 4,000	- 7,000
Aluminium Taint Tabor Scrap, Exy-Delhi	Loose	Ex-Yard	27 Aug 17.54 IST	181,000	0	+ 3,000	- 8,000
Aluminium Tense Scrap, Exy-Delhi	Solid (Loose)	Ex-Yard	27 Aug 17.24 IST	177,000	0	+ 2,000	- 11,000
Aluminium Ingot P1020, Exy-Delhi	Ingot EC Grade 99.70%	Ex-Yard	28 Aug 17.16 IST	246,500	+ 1,500	+ 23,500	- 19,500
Aluminium Ingot ADC12, Exw-Delhi NCR	Automobile OEM Approved	Exw-Delhi NCR	07 Aug 17.22 IST	219,000	- 2,000	- 2,000	- 4,000
	Non-OEM	Ex-Works	28 Aug 17.16 IST	210,000	+ 2,000	+ 1,000	- 6,000
Aluminium Utensil Scrap, Exy-Mumbai	Utensil (Loose)	DAP	26 Aug 16.39 IST	190,000	+ 2,000	+ 4,000	+ 3,000
Aluminium Ingot P1020, Exy-Mumbai	Ingot EC Grade 99.70%	Ex-Yard	26 Aug 16.39 IST	235,000	+ 4,000	+ 17,000	- 10,000
Aluminium Extrusion Scrap, Exy-Mumbai	6063 (Loose)	Ex-Yard	26 Aug 16.39 IST	204,000	0	+ 10,000	+ 1,000
Aluminium Tense Scrap, Exy-Chennai	Solid (Loose)	Ex-Yard	27 Aug 17.24 IST	178,000	0	+ 2,000	- 11,500
Aluminium Ingot ADC12, Exw-Chennai	Automobile OEM Approved	Exw-Chennai	07 Aug 17.22 IST	218,000	- 1,000	- 1,000	NA
	Non-OEM	Ex-Works	28 Aug 17.16 IST	212,000	+ 2,000	+ 1,000	- 7,000

Aluminium (Global)

Particular/Delivery	Size/Grade	Delivery	As On	Price	Change	1M	3M
Global prices (in USD/MT)							
Aluminium Extrusion Scrap, CFR Nhava Sheva, Middle East	6063 (Briquetted)	-	27 Aug 17.13 IST	\$2,340	+ 40	+ 80	- 120
Aluminium Taint Tabor Scrap, CFR Nhava Sheva, Middle East	Briquetted, Clean	-	27 Aug 17.13 IST	\$2,150	+ 60	+ 115	- 80
Aluminium Taint Tabor, CFR Nahva Sheva, UK	Cut and sheared 9-10% attachment	-	27 Aug 17.13 IST	\$1,790	+ 30	+ 40	- 100
Aluminium Taint Tabor, CFR Nahva Sheva, US	HRB, Attachment 3%	-	27 Aug 17.13 IST	\$1,945	+ 35	+ 55	- 125
Aluminium Talk Scrap, CFR Nhava Sheva, Middle East	Solid (Clean)	-	27 Aug 17.13 IST	\$4,760	+ 160	+ 195	- 300
Aluminium Talk, CFR Nahva Sheva, US	Solid (Clean)	-	27 Aug 17.13 IST	\$4,990	+ 90	+ 205	- 340
Aluminium Tense Scrap, CFR Nhava Sheva, Middle East	Attachments 8-9%, Mix	-	27 Aug 17.13 IST	\$1,815	+ 35	+ 85	- 115
Aluminium Tense, CFR Nahva Sheva, US	Attachments 6-7%	-	27 Aug 17.13 IST	\$1,880	+ 30	+ 65	- 90
Aluminium Wheel Scrap, CFR Nahva Sheva, UK	Solid (Loose)	-	27 Aug 17.13 IST	\$2,450	+ 150	+ 210	- 25
Aluminium Zorba 95-5, CFR Nhava Sheva, UK	20 mm, Solid (Shredded)	-	27 Aug 17.13 IST	\$2,020	+ 20	+ 45	- 130
Silicon Metal, CFR Mundra, China	Grade 553 Si- 98.5%	-	27 Aug 17.13 IST	\$1,720	- 20	- 70	- 290

Copper (India)

Particular/Delivery	Size/Grade	Delivery	As On	Price	Change	1M	3M
Indian prices (in INR/MT)							

Copper Secondary CC Wire Rods, Exw-Delhi	8 mm, Cu 99% min	Ex-works	27 Aug 17.16 IST	792,000	+ 2,000	+ 1,200	- 69,400
Copper Primary CC Wire Rods, Exw-Delhi	8 mm, Cu 99.99%	Ex-works	27 Aug 17.16 IST	830,000	+ 5,000	+ 12,500	- 63,000
Copper Armature Scrap, Exy-Delhi	Cu 99%	Ex-Yard	27 Aug 17.16 IST	740,000	+ 2,000	- 6,600	- 72,400
Copper Primary CC Wire Rods (CCR), Exy-Mumbai	8 mm, Cu 99.99%	Ex-Yard	26 Aug 16.42 IST	838,000	+ 12,000	+ 26,200	- 54,400
Copper Armature Scrap, Exy-Mumbai	Cu - 98%	DAP	26 Aug 16.42 IST	779,000	+ 5,000	+ 600	- 53,800
Brass Honey Scrap, Exy-Mumbai	Cu 63% Zn 33%	DAP	26 Aug 16.42 IST	513,000	+ 3,000	+ 10,000	- 33,400

Zinc (India)

Particular/Delivery	Size/Grade	Delivery	As On	Price	Change	1M	3M
Indian prices (in INR/MT)							
Zinc Special High Grade Ingot, Exw-Delhi	Ingot, Zn 99.99%	Ex-works	28 Aug 17.27 IST	277,000	+ 2,000	+ 16,600	+ 6,000
Zinc Special High Grade Ingot, Exy-Mumbai	Ingot, Zn 99.995%	Ex-Yard	28 Aug 17.27 IST	271,000	- 4,000	+ 14,800	+ 2,000

Lead (India)

Particular/Delivery	Size/Grade	Delivery	As On	Price	Change	1M	3M
Indian prices (in INR/MT)							
Lead Remelted Ingot, Exw-Delhi	Ingot, Pb 99%	Ex-works	28 Aug 17.29 IST	186,000	0	- 1,400	- 3,800
Lead Primary Ingot, Exw-Delhi	Ingot, Pb 99.99%	Ex-works	28 Aug 17.29 IST	205,000	0	- 1,800	- 4,500
Lead Primary Ingot, Exy-Mumbai	Ingot, Pb 99.99%	Ex-Yard	28 Aug 17.29 IST	190,000	- 1,000	- 3,400	- 5,800

India: Aluminium ADC12 Ingot Prices

Particular/Delivery/Region	Price \$/t	W-O-W Change
Tense Scrap, CFR Nhava Sheva, USA	1,880	30
Taint labor Scrap, CFR Nhava Sheva, UK	1,790	30
Zorba (95-5) Scrap, CFR Nhava Sheva, UK	2,020	20
Wheel Scrap, CFR Nhava Sheva, UK	2,450	150
Silicon Metal (553), CFR Mundra, China	1,720	20

Source: BigMint

India: ADC12 aluminum alloy ingot prices continue to inch higher following LME surge

2024-08-28

[READ MORE](#)

Non-ferrous updates: 28-08-2024

Commodity	LME 3M (\$/t)	%Change	LME Stocks (t)	%Change	MCX (INR/t)	%Change	SHFE (RMB/t)	%Change
Aluminium	2,549	+1.19%	8,67,225	-0.43%	2,32,000	-0.41%	19,850	-0.05%
Nickel	17,136	+1.16%	1,16,616	0.00	14,06,000	+3.15%	1,31,700	+1.16%
Copper	9,448	+0.89%	3,17,175	+0.51%	8,15,000	-0.49%	74,850	+0.65%
Zinc	2,943	+1.27%	2,55,800	-0.10%	2,70,000	-0.50%	24,055	-0.19%
Lead	2,124	+0.81%	1,85,100	+2.32%	1,88,000	-0.11%	17,680	+0.34%

% Change d-o-d basis | Source: LME, MCX, SHFE

Base metals prices on LME show positive trends

2024-08-28

[READ MORE](#)



India: Non-ferrous metals products to include at least 5% recycled content from FY'28

2024-08-28 19:14:29

[READ MORE](#)



Canada to impose 25% tariff on Chinese steel and aluminum imports

2024-08-28 15:11:01

[READ MORE](#)

India: BigMint's billet index declines by INR 300/t d-o-d amid weak demand - 28 Aug

28 Aug 2024

BigMint's billet index decreased by INR 300/tonne (t) to INR 38,300/t ex-works Raipur on 28 August 2024.

Today, weak buying interest continued to weigh on the billet index, extending the ongoing downtrend. The market experienced further corrections due to sluggish demand in the finished steel segment. Despite the availability of lower offers, buyers resisted bookings d-o-d, contributing to the persistent downward pressure on market offerings.

In Raipur, rebar prices remained stable with limited buying activity d-o-d. Wire rod prices saw a slight decline of INR 200/t, while sponge iron prices dropped by INR 300/t.

The conversion spread from sponge iron (PDRI) to billets for standalone furnaces in the region was recorded at INR 13,600/t.

Rationale -

This index has been derived based on transactions, offers, bids and indicative price data sets. Transactions are considered as T1 and given a weightage of 50% whereas other data sets are considered as T2 and given a weightage of the balance

50%.

- **Transactions (T1)** - Two trades were recorded at INR 38,300/t during the 2:30 pm to 5:30 pm BigMint trading window and considered for final price calculation as T1 inputs. The average of these transactions was INR 38,300/t which is given a 50% weightage in the final price calculation.
- **Other price indicators - bids/offers/indicative (T2)** - Nine offers were reported in the trading window and considered as T2 inputs. The average price of these nine offers was INR 38,340/t and given a 50% weightage in the final price calculation.

The final price of billet exw Raipur was at INR 38,320/t, rounded to INR 38,300/t exw.

From BigMint Team - While it would be our earnest endeavour, at BigMint, to bring about transparent and unbiased price index reporting, we would request all our readers and subscribers for their feedback and if they could participate in the reporting of more transactions.

For detailed methodology - [click here](#)

India Domestic Raipur Billet Trade Updates - 28 Aug'24						BIGMINT	
Participant	Industry Type	Trade Type	*Price (INR/t)	Delivery	Time of Deal/Call	Data Set	Outlier
P1	Seller	Offer	38,500	EXW	12:58	T2	Yes
P2	Trader	Offer	38,350	EXW	13:04	T2	Yes
P3	Trader	Offer	38,350	EXW	13:05	T2	Yes
P4	Trader	Indicative	38,500	FOR	13:09	T2	Yes
P5	Seller	Offer	38,400	EXW	13:19	T2	Yes
P6	Trader	Indicative	38,300	EXW	15:20	T2	No
P7	Seller	Offer	38,500	FOR	15:23	T2	Yes
P8	Trader	Offer	38,600	FOR	16:26	T2	Yes
P9	Trader	Offer	38,400	FOR	16:32	T2	No
P10	Seller	Indicative	38,600	EXW	16:37	T2	Yes
P11	Buyer	Indicative	38,300	EXW	16:38	T2	No
P12	Seller	Offer	38,300	EXW	16:58	T2	No
P13	Seller	Indicative	38,600	FOR	16:58	T2	Yes
P14	Trader	Trade	38,300	EXW	17:03	T1	No
P15	Trader	Trade	38,300	EXW	17:04	T1	No
P16	Seller	Indicative	38,400	EXW	17:06	T2	No

T1 - Trade, T2 - Offer/Bid/Indicative, *Normalized price as per methodology

India Domestic Billet Price Index EXW Raipur

- Credible & Transparent Prices
- Robust Methodology & Rationale
- IOSCO Compliance
- Independent View of the Market
- Enabling Informed Conversations & Negotiations

Global Prices

Global Prices - Region Wise



























Commodity	Particular	Grade/Size	Price	Change	W-O-W	1M	3M
China							
<i>Export</i>							
Billet	FOB China	125*125, BF Grade	NA	NA	NA	NA	NA
TMT (Re-Bar)	FOB China	Commerical	NA	NA	NA	NA	NA
Wire Rod	FOB China	5.5mm	NA	NA	NA	NA	NA
HRC	FOB China	2.5mm	\$465	+ 10	+ 10	- 30	- 65
CRC	FOB China	0.90 mm	\$520	0	0	- 40	- 85
<i>Import</i>							
Iron Ore	CNF China	Lumps Fe 64/63%, South Africa	\$103	+ 2	+ 7	+ 3	- 5
Iron Ore	CNF China	Fines Fe 62%, Australia	\$101	+ 1	+ 6	+ 2	- 6
Pellets	CNF China	6-20mm, BF Grade	\$123	+ 7	+ 7	+ 4	0
Coking Coal	CNF China	Premium HCC, Australia	NA	NA	NA	NA	NA
Mill Scale	CNF China	70/68%	NA	NA	NA	NA	NA
FeCr	CNF China	HC 60%	¢95/lb	- 0.5	- 0.5	- 1	- 3.5
Mn Ore	CNF China	Mn 46% Lumps, Australia	NA	NA	NA	NA	NA
Mn Ore	CNF China	Mn 38%, South Africa	NA	NA	NA	NA	NA
CIS Nations							
<i>Export</i>							
Billet	FOB Black Sea	125*125, BF Grade	\$470	0	0	- 20	- 25
Slabs	FOB Black Sea	Commercial	NA	NA	NA	NA	NA
Pig Iron	FOB Black Sea	Steel Grade	\$390	- 2	- 2	- 17	- 22
TMT (Re-Bar)	FOB Black Sea	Commercial	NA	NA	NA	NA	NA
HRC	FOB Black Sea	2.5mm	\$495	0	0	- 48	- 67
CRC	FOB Black Sea	0.90mm	\$590	0	0	- 45	- 65
Japan/Korea							
<i>Export</i>							
HRC	FOB Korea	2.5mm	\$520	- 30	NA	NA	NA
<i>Import</i>							
FeCr	CNF Japan	HC 60%	¢100/lb	0	0	- 1	- 7















Note:- W-O-W: Week On Week, 1M: Change over last month, 3M: Change over last 3 months, All prices are weekly assessment, Iron Ore are daily assessment

Commodity	Particular	Grade/Size	Price	Change	W-O-W	1M	3M
India							
<i>Export</i>							
Iron Ore	FOB India	Fines, Fe 58/57%	\$60	+ 6	+ 10	+ 3.5	- 6.5
Billet	FOB India	150*150mm	\$490	0	0	0	NA
Pig Iron	FOB India	Steel Grade	NA	NA	NA	NA	NA
HRC	FOB India	2.5mm	\$560	0	NA	NA	NA
CRC	FOB India	0.9mm	\$655	- 10	- 10	- 20	NA
SiMn	FOB India	60/14%	\$830	0	+ 5	- 6	- 293.4
FeMn	FOB India	HC 75%	\$955	- 17	- 38.75	- 57.2	- 282
FeSi	FOB Bhutan	70-75%	\$1,155	+ 25	+ 25	- 45	- 135
<i>Import</i>							
Iron Ore	CNF India	Lumps Fe 64%, South Africa	NA	NA	NA	NA	NA
Scrap	CNF India	HMS 1&2 ,Middle East	NA	NA	NA	NA	NA
Scrap	CNF India	Shredded, Europe	\$391	0	- 7.75	- 24	- 26.6
Coking Coal	CNF India	Premium HCC, Australia	\$211	- 3	- 7.5	- 22	- 56.4
Non-Coking Coal	CNF India	RB2 5500 NAR, South Africa	NA	NA	NA	NA	NA
Met Coke	CNF India	62%, China	NA	NA	NA	NA	NA
Pellets	CNF India	6-20mm, BF Grade	NA	NA	NA	NA	NA
Wire Rod	CNF India	5.5mm, China	NA	NA	NA	NA	NA
HRC	CNF India	2.5mm, China	\$495	0	0	- 40	- 65
HRC	CNF India	2.5mm, Korea	\$570	- 30	NA	NA	NA
CRC	CNF India	0.90mm, China	\$540	0	0	- 40	- 85
HR Plate	CNF India	A 36	NA	NA	NA	NA	NA
Mn Ore	CNF India	Mn 38%, South Africa	NA	NA	NA	NA	NA
Europe & US							
<i>Export</i>							
Pig Iron	FOB Brazil	Steel Grade	\$442	0	0	0	- 8
<i>Import</i>							
Scrap	CFR Turkey	HMS (80:20), US	\$363	+ 2	0	- 25	- 17.2
HRC	CIF Europe	2.5mm	NA	NA	NA	NA	NA
Middle East & Africa							
<i>Export</i>							
Iron Ore	FoB South Africa	Lumps, Fe 64/63%	NA	NA	NA	NA	NA
Non Coking Coal	FoB South Africa	RB2 5500 NAR	NA	NA	NA	NA	NA
<i>Import</i>							
Billet	CNF Dubai	125*125, China	NA	NA	NA	NA	NA
HRC	CNF Dubai	2.5mm, China	\$500	- 10	- 10	- 40	- 75

Note:- W-O-W: Week On Week, 1M: Change over last month, 3M: Change over last 3 months, All prices are weekly assessment, Iron Ore are daily assessment

LIVE TENDERS

COMPANY	TYPE	GRADE	QUANTITY	EXPIRY DATE	LOCATION	VIEW
Billet/Ingot/Slab						
RINL	Sell	Bloom	1,560 MT	30 Aug, 2024	 Visakhapatnam, Andhra Pradesh, India	VIEW
RINL	Sell	Bloom	715 MT	31 Aug, 2024	 Visakhapatnam, Andhra Pradesh, India	VIEW
RINL	Sell	Bloom	1,782 MT	29 Aug, 2024	 Vishakhapatnam, Andhra Pradesh, India	VIEW
Ferro Chrome						
SAIL	Buy	Low Carbon-Ferro Chrome	128 MT	30 Aug, 2024	 Rourkela, Odisha, India	VIEW
Ferro Manganese						
HMT Limited	Buy	Ferro Manganese-High Carbon	500 MT	07 Sep, 2024	 Panchkula, Haryana, India	VIEW
SAIL	Buy	Ferro Manganese	1,300 MT	18 Sep, 2024	 Bokaro, Jharkhand, India	VIEW
Fines/Lumps						
KIOCL	Buy	Fe:63.50% Iron Ore Fines	200,000 MT	03 Sep, 2024	 Bangalore, Karnataka, India	VIEW
Director of Mines & Geology	Services	Iron Ore Blocks	3 Nos	04 Oct, 2024	 Goa, Goa, India	VIEW
SAIL	Sell	Iron Ore Fines Fe:59.50%	7,600 MT	30 Aug, 2024	 Sundargarh, Odisha, India	VIEW
SAIL	Sell	Iron Ore Dump Fines Fe:56.03%	8,000 MT	30 Aug, 2024	 Sundargarh, Odisha, India	VIEW
Sri Kumaraswamy Mineral Exports Private Limited	Sell	Iron Ore Lumps	24,000 MT	03 Sep, 2024	 Bellary, Karnataka, India	VIEW
Vedanta Limited	Sell	Iron Ore Fines & Lumps	47,232 MT	29 Aug, 2024	 Chitradurga, Karnataka, India	VIEW
NMDC	Sell	Iron Ore Fines & Lumps	320,000 MT	31 Aug, 2024	 Bellary, Karnataka, India	VIEW
Melting Scrap						
RIL	Sell	Melting Scrap	769 MT	29 Aug, 2024	 Kakinada, Andhra Pradesh, India	VIEW
Madhya Pradesh Power Transmission Co Ltd	Sell	Melting Scrap	725 MT	29 Aug, 2024	 Sehore, Madhya Pradesh, India	VIEW
KALPATARUPROJECTSINTERNATIONALLIMITED	Sell	Melting Scrap	535 MT	30 Aug, 2024	 Raipur, Chattisgarh, India	VIEW
KALPATARUPROJECTSINTERNATIONALLIMITED	Sell	Melting Scrap	803 MT	30 Aug, 2024	 Raipur, Chattisgarh, India	VIEW
JindalShadeedIron&SteelLLC	Sell	Used Discarded Rolls	200 MT	03 Sep, 2024	 Sohar, Oman	VIEW
Chhattisgarh State Power Generation Company Limited	Sell	Melting Scrap	441 MT	30 Aug, 2024	 Raipur, Chattisgarh, India	VIEW
URANIUM CORPORATION OF INDIA LIMITED	Sell	Melting Scrap	570 MT	10 Sep, 2024	 Jamshedpur, Jharkhand, India	VIEW
AutolineIndustriesLimited	Sell	Melting Scrap-CR HR Punching	900 MT	29 Aug, 2024	 Pune, Maharashtra, India	VIEW
AutolineIndustriesLimited	Sell	Melting Scrap-CR HR Punching	225 MT	29 Aug, 2024	 Udham Singh Nagar, Uttarakhand, India	VIEW
RuchaEngineersPvtLtd	Sell	Melting Scrap-CR HR Punching	525 MT	03 Sep, 2024	 Hosur, Tamil Nadu, India	VIEW
RuchaEngineersPvtLtd	Sell	Melting Scrap-CR HR Punching	312 MT	03 Sep, 2024	 Ahmedabad, Gujarat, India	VIEW
RuchaEngineersPvtLtd	Sell	Melting Scrap	908 MT	03 Sep, 2024	 Aurangabad, Maharashtra, India	VIEW
Satyam Auto	Sell	Melting Scrap	400 MT	05 Sep, 2024	 Haridwar, Uttarakhand, India	VIEW

COMPANY	TYPE	GRADE	QUANTITY	EXPIRY DATE	LOCATION	VIEW
Satyam Auto	Sell	Melting Scrap	400 MT	04 Sep, 2024	 Gurgaon, Haryana, India	VIEW
NTPC	Sell	Melting Scrap	2,330 MT	05 Sep, 2024	 Aurangabad, Bihar, India	VIEW
Non Coking						
Minas de Benga Lda	Services	Non Coking Coal	1 Nos	16 Sep, 2024	 Maputo, Mozambique	VIEW
APMDC	Sell	Non Coking Coal G7	100,000 MT	02 Sep, 2024	 Vijayawada, Andhra Pradesh, India	VIEW
NLC	Sell	Non Coking G14 - 100mm	2,000,000 MT	29 Aug, 2024	 Sambalpur, Odisha, India	VIEW
TNPL	Buy	4200 GAR Steaming Coal	180,000 MT	06 Sep, 2024	 Karur, Tamil Nadu, India	VIEW
Pellets						
NMDC	Sell	Iron Ore Pellets	15,000 MT	31 Aug, 2024	 Bellary, Karnataka, India	VIEW
Pig Iron						
SAIL	Sell	Pig Iron	1,000 MT	31 Aug, 2024	 Rourkela, Odisha, India	VIEW
Silico Manganese						
NMDC	Buy	Silico Manganese	1,800 MT	30 Aug, 2024	 Jagdalpur, Chattisgarh, India	VIEW
RINL	Buy	Silico Manganese	800 MT	04 Sep, 2024	 Visakhapatnam, Andhra Pradesh, India	VIEW
Stainless Steel						
INOX India Pvt Ltd	Sell	Stainless Steel Scrap 304	33 MT	30 Aug, 2024	 Kalol, Gujarat, India	VIEW
Used Plants And Machines						
AssamIndustrialDevelopmentCorporationLimited	Sell	Used Plant & Machines	1 Nos	20 Sep, 2024	 Guwahati, Assam, India	VIEW
Zinc						
AlJazeeraSteel	Sell	Zinc	197 MT	03 Sep, 2024	 Sohar, Oman	VIEW
TataProjectsLimited	Sell	Zinc Ash & Dross	64 MT	04 Sep, 2024	 Nagpur, Maharashtra, India	VIEW

[View All](#)



Formerly SteelMint / CoalMint

Contact:

info@bigmint.co

+91 97700 56666

Disclaimer: BigMint has taken due care and caution in compilation of content. Information is just for reference not intended for trading purpose or to address your particular requirement. The content includes facts, views and opinions are of individuals and not that of the BigMint management. We and our content licensors do not guarantee or warrant the accuracy, completeness or timeliness of, or otherwise endorse these views, and opinions. BigMint and its affiliates, or their employees, directors or agents shall not be liable or responsible for any loss or costs or any action whatsoever arising out of use or relying on the spot prices disseminated.