



**BIGMINT**

Formerly SteelMint / CoalMint

Issue 1315,

# Daily Steel Report

## HIGHLIGHTS

30 Oct 2024, Wed

[Intel & Insights](#)

---

[Snap Shot - Global Prices \(USD/MT\)](#)

---

[Snap Shot - Indian Domestic Prices \(INR/MT\)](#)

---

[Iron Ore](#)

---

[Coal](#)

---

[Scrap & Metallica](#)

---

[Steel](#)

---

[Ferro Alloy](#)

---

[Non Ferrous](#)

---

[India Domestic Billet Index](#)

---

[Global Prices - Region Wise](#)

---

[Live Tenders](#)

---

# Intel & Insights

## INDIA

### Iron Ore

India: PELLEX falls INR 500/t (\$6/t) as producers slash offers

[READ MORE >](#)

India: Pellet prices dip INR 100/t (\$1/t) in Bellary on muted trading

[READ MORE >](#)

### Coal

India: Thermal coal port stocks edge down in week 43, 2024

[READ MORE >](#)

### Scrap & Metallica

India sees 26% y-o-y drop in recycled steel imports in H1CY'24: BIR report

[READ MORE >](#)

South Asia: Imported ferrous scrap market remains largely stable d-o-d

[READ MORE >](#)

India: Sponge iron prices decline d-o-d on weak buying activity - 29 Oct

[READ MORE >](#)

India: BigMint's ferrous scrap index falls for 5th consecutive day

[READ MORE >](#)

### Steel

India: BigMint's India HRC export offers resume amid recent deals to ME

[READ MORE >](#)

India: BigMint's billet index falls INR 150/t d-o-d - 29 Oct

[READ MORE >](#)

India: Adani Ports' cargo volumes rise 10% y-o-y in Q2FY'25

[READ MORE >](#)

India: MSIL's sales volume rises 4% q-o-q in Q2FY'25

[READ MORE >](#)

India's brand-wise rebar offers from BF and IF route mills - 29 Oct

[READ MORE >](#)

JSW Group, POSCO sign MoU to establish 5 mtpa integrated steel plant in India

[READ MORE >](#)

### Ferro Alloy

India: Silico manganese export prices drop in recent deals

[READ MORE >](#)

India: Ferro silicon prices remain stable amid market uncertainty, further hike expected

[READ MORE >](#)

### Non Ferrous

India: Imported aluminium scrap prices edge down w-o-w ahead of Diwali

[READ MORE >](#)

BIR Summit: How China's scrap import restrictions prompted recyclers to look for offshore destinations?

[READ MORE >](#)

Base metals prices on LME show varied trends; stocks see mixed moments

[READ MORE >](#)

### Ship Breaking

South Asia: Ship recycling market struggles amid declining steel prices

[READ MORE >](#)

India: Melting scrap prices rise INR 300/t d-o-d in Alang

[READ MORE >](#)

## CHINA

China: Iron ore spot prices rise \$2/t d-o-d amid improved trading activity

[READ MORE >](#)

Near-term outlook on China's steel products

[READ MORE >](#)

## SOUTH ASIA

Pakistan: Imported ferrous scrap prices fall \$10/t; weak rebar sales dim market outlook

[READ MORE >](#)

## SOUTH EAST ASIA

China: Demand for low CV Indonesian thermal coal rises amid higher domestic prices

[READ MORE >](#)

Thailand: Ferrous scrap imports fall by 7% y-o-y in 9MCY'24

[READ MORE >](#)

## MEA (MIDDLE EAST AFRICA)

Middle East: Imported HRC offers drop w-o-w in recent deals

[READ MORE >](#)

## UK, EUROPE

EU ferrous scrap exports dip 5% in Jan-Aug'24. What lies ahead ?

[READ MORE >](#)

## OCEANIA

Australia: Rio Tinto suspends operations at Simandou after fatal accident

[READ MORE >](#)

# China: Demand for low CV Indonesian thermal coal rises amid higher domestic prices

Oct 29, 2024 12:27

Chinese offers higher than Indonesian ones by RMB 100/t considering its significant price advantages over comparable domestic cargoes, sources noted. On 25 October, Mysteel assessed Indonesian 3,800 kcal/kg NAR thermal coal prices at \$54/t FOB Kalimantan, unchanged since 15 October. T

Indonesia-China freights fall on abundant ship availability. Chinese buyers showed increased interest in Indonesian thermal coal with low calorific value (CV) on 25 October,

*Continued*

## SNAP SHOT - GLOBAL PRICES (USD/MT)

Commodity	Particular	Size, Grade	As on	Price	Change	1M	3M
Iron Ore Fines <sup>1</sup>	China Imports	Fines, Fe 62%	29 Oct   10.18 IST	\$104	+3	-4	0
Iron Ore <sup>1</sup>	Indian Imports	Lumps, Fe 64%	23 Oct   15.33 IST	\$109	-5	+7	0
Pellets (Brazil) <sup>2</sup>	China Imports	6-20 mm, Fe 65%	23 Oct   12.34 IST	\$123	-5	+7	+4
Pellets (India) <sup>2</sup>	China Imports	6-20 mm, Fe 63%	25 Oct   18.22 IST	\$107	0	-0.25	+1
Coking <sup>2</sup>	Australia Exports	Premium HCC	29 Oct   10.29 IST	\$199	0	-6	-16
Non Coking <sup>2</sup>	India Imports	RB2, S.Africa	29 Oct   13.37 IST	\$104	0	-0.38	-6
Graphite Electrode <sup>2</sup>	China Exports	600mm, UHP	28 Oct   17.11 IST	15,650 RMB/t	+500	+750	-400
Scrap <sup>2</sup>	India Imports	Shredded	29 Oct   17.13 IST	\$390	-3	-10	-26.2
Scrap <sup>2</sup>	Turkey Imports	HMS 80:20	29 Oct   17.13 IST	\$360	-4	-15.25	-24.4
Scrap <sup>2</sup>	Pakistan Imports	Shredded	29 Oct   17.13 IST	\$390	0	-10.75	-34.2
Scrap <sup>2</sup>	Bangladesh Imports	Shredded	29 Oct   17.13 IST	\$395	-2	-9	-31.5
Scrap (Ship Breaking) <sup>2</sup>	India Imports	Containers	29 Oct   10.39 IST	\$490	-20	-20	-40
Billet <sup>2</sup>	India Exports	150*150, 3SP/4SP	25 Oct   18.14 IST	\$470	0	+5	-20
Billet <sup>2</sup>	Russia Exports	130*130, 3SP	29 Oct   16.18 IST	\$473	-2	+13	-12
Billet <sup>2</sup>	Iran Exports	130*130, 3SP	29 Oct   16.18 IST	\$466	0	+12	-4
Billet <sup>2</sup>	Philippines Import	150*150, 3SP	29 Oct   16.15 IST	\$500	+10	+7.5	+17.5
Sponge Iron <sup>2</sup>	India Exports	-	-	-	-	-	-
Pig Iron <sup>2</sup>	Russia Exports	Steel Grade	26 Oct   14.29 IST	\$358	0	+6	-47
HRC <sup>2</sup>	China Exports	3-12mm, SS400	29 Oct   17.19 IST	\$510	+5	0	+15
Wire Rod <sup>2</sup>	Nepal Import	5.5-6.0mm, Commercial Grade	26 Oct   13.16 IST	\$535	-25	-5	0
HRC <sup>2</sup>	India Exports	2.5 mm, SAE1006	29 Oct   17.19 IST	\$535	-25	NA	NA
HRC <sup>2</sup>	South Korea Exports	1.6-2.5mm, SAE 1006	29 Oct   17.19 IST	\$520	+5	NA	NA
HRC (China) <sup>2</sup>	Vietnam Imports	2-3mm, SAE 1006	29 Oct   17.25 IST	\$530	0	+30	+20
HRC (China) <sup>2</sup>	Dubai Imports	2-3mm, SAE 1006	29 Oct   17.25 IST	\$530	0	+30	+20
CRC <sup>2</sup>	India Exports	0.9 mm, IS 513 Gr.O	23 Oct   18.20 IST	\$640	0	+5	-35
CRC <sup>2</sup>	China Exports	0.90mm, SPCC	23 Oct   18.20 IST	\$565	-25	+40	+5
HR Plate <sup>2</sup>	China Exports	5-10mm, SS 400	23 Oct   18.18 IST	\$515	-20	+35	-10
GP <sup>2</sup>	China Exports	DX51D+z80, Width 1,000-1,500 mm, thickness 0.5-2mm	24 Oct   17.37 IST	\$605	-20	+20	-10
Silico Manganese <sup>2</sup>	India Exports	25-150 mm, HC 65-16	29 Oct   17.23 IST	\$923	0	+11	-46.6
Ferro Chrome <sup>2</sup>	China Import	10-150mm, HC 60%	23 Oct   10.26 IST	¢93 /lb	0	-1	-3
Manganese Ore <sup>2</sup>	India Imports	Lumps, Mn 37%,	26 Oct   11.49 IST	\$3.85 /dmtu	0	-0.05	-0.6
Ferro Manganese <sup>2</sup>	India Exports	25-150 mm, HC 75%	29 Oct   17.21 IST	\$928	0	+4.5	-76.2
Ferro Silicon <sup>2</sup>	Bhutan Exports	10-50 mm, FeSi 70%	28 Oct   18.53 IST	\$1,325	-25	+75	+195

1-Daily Assessment, 2-Weekly Assessment, 3-Monthly Assessment, W-O-W: Week On Week, 1M: Change over last month, 3M: Change over last 3 months

# India: BigMint's India HRC export offers resume amid recent deals to ME

Oct 29, 2024 18:40

Around 25,000 t booked for ME by Indian steel major Indian offers higher than Chinese ones by up to \$40/t BigMint's India hot-rolled coil (HRC, SAE1006) export index (for the Middle East and Vietnam) resumed after six months amid recent

deals. Current prices are at \$535/t FOB east coast India. An Indian steel major booked 20,000-25,000 tonnes (t) of HRCs for the Middle East (ME). However, European demand remained subdued due to sluggish market sentiments and ongoing

*Continued*

## SNAP SHOT - INDIAN DOMESTIC PRICES (INR/MT)

Commodity	Particular	Size, Grade	As on	Price	Change	1M	3M
Fines/lumps <sup>2</sup>	Iron Ore Index	5-18 mm, Fe 63%, DR Grade	26 Oct   14.15 IST	7,400	-100	+1,500	+1,450
Fines/lumps <sup>2</sup>	Iron Ore Index	0-10 mm, Fe 63%	26 Oct   14.15 IST	5,900	0	+1,200	+1,200
Iron Ore <sup>3</sup>	NMDC	6-40 mm, Fe 65.5%	23 Oct   11.14 IST	6,350	NA	NA	NA
Iron Ore <sup>3</sup>	NMDC	0-10 mm, Fe 64%	23 Oct   11.14 IST	5,410	NA	NA	NA
Pellets <sup>2</sup>	Raipur	6-20 mm, Fe 63%,	29 Oct   16.50 IST	9,900	-600	-75	+800
Pellets <sup>2</sup>	Bellary	6-20 mm, Fe 63%	29 Oct   16.50 IST	10,300	-100	+275	+575
Met Coke <sup>2</sup>	Ex-India (East)	25-90 mm, Blast Furnace-grade	23 Oct   17.04 IST	33,400	-100	+100	-1,400
Graphite Electrode <sup>3</sup>	Ex-India	600mm, UHP	17 Sep   11.31 IST	335,000	NA	NA	+10,000
Mill Scale <sup>2</sup>	FoR-Kandla	Fines, Fe 70/68%	26 Oct   14.03 IST	7,000	+100	+450	+225
Hms <sup>1</sup>	Ex-Mumbai	HMS	29 Oct   16.21 IST	32,300	0	-900	-400
Hms <sup>1</sup>	Ex-Alang	HMS	29 Oct   16.21 IST	33,500	+300	-1,800	-1,200
Pig Iron <sup>1</sup>	Ex-Durgapur	Steel Grade	29 Oct   16.14 IST	37,800	-200	-1,400	+800
Pig Iron <sup>1</sup>	Ex-Ludhiana, Foundary	Foundry Grade	29 Oct   13.27 IST	42,000	0	-1,200	-2,000
Sponge Pellet <sup>1</sup>	Ex-Raipur	Lumps, FeM 80%, +/-1	29 Oct   16.14 IST	26,100	-200	-2,000	+1,650
Billet <sup>1</sup>	Ex-Mumbai	100x100mm, IS 2831	29 Oct   16.24 IST	41,700	0	-2,000	+900
Billet <sup>1</sup>	Ex-Raipur	100x100mm, IS 2831	29 Oct   16.24 IST	39,250	-150	-1,850	+900
TMT (Re-Bar) Secondary mills <sup>1</sup>	Ex-Mumbai	12-25mm, IF Route, Fe 500, IS 1786	29 Oct   13.40 IST	47,300	+100	-300	+3,000
TMT (Re-Bar) Secondary mills <sup>1</sup>	Ex-Delhi/NCR	12-25mm, IF Route, Fe 500, IS 1786	29 Oct   13.40 IST	46,000	0	-1,800	-200
TMT (Re-Bar) <sup>2</sup>	Ex-Mumbai	12-32mm, BF Route, IS 1786 Fe 500D	25 Oct   17.38 IST	54,500	0	+4,000	+3,700
Structure <sup>1</sup>	Ex-Mumbai	40x40 Angle, IF Route, IS 2062/2011 E-250 Gr A	29 Oct   10.20 IST	49,500	+100	-700	+1,400
Wire Rod <sup>1</sup>	Ex-Raipur	5.5 mm, SWRY 14 LC Gr 3, Induction route	29 Oct   16.15 IST	43,000	-300	-2,700	+600
HRC <sup>2</sup>	Ex-Delhi	2.5-8mm / CTL, IS2062, Gr E250 Br.	29 Oct   16.19 IST	48,000	0	+500	-2,950
HRC <sup>2</sup>	Ex-Mumbai	2.5-8mm / CTL, IS2062, Gr E250 Br.	29 Oct   16.19 IST	48,000	0	+300	-3,050
CRC <sup>2</sup>	Ex-Delhi	0.90mm / CTL, IS 513, CR1	29 Oct   16.21 IST	56,500	0	+250	-1,950
CRC <sup>2</sup>	Ex-Mumbai	0.90mm / CTL, IS 513, CR1	29 Oct   16.21 IST	55,900	0	+450	-2,250
HR Plate <sup>2</sup>	Ex-Mumbai	5-10mm, Gr E250 Br.	23 Oct   18.28 IST	49,200	0	+200	-2,400
GP <sup>2</sup>	Ex-Mumbai	0.8mm / CTL, 120 GSM, IS277	24 Oct   18.45 IST	57,000	-500	-200	-5,400
Silico Manganese <sup>2</sup>	Ex-Raipur	25-150 mm, HC 60-14	29 Oct   17.13 IST	67,700	-200	-825	-1,380
Ferro Manganese <sup>2</sup>	Ex-Raipur	25-150 mm, HC 70%	29 Oct   17.12 IST	68,700	-150	-825	-7,230
Ferro Chrome <sup>2</sup>	Ex-Jajpur	10-150mm, HC 60%, Si- 4%	25 Oct   10.30 IST	110,550	+150	+500	+4,700
Manganese Ore <sup>2</sup>	Ex Balaghat, MOIL	Lumps, Mn 37%, Fe 7.5%	01 Oct   15.52 IST	13,517	+643	+643	NA
Chrome Ore <sup>2</sup>	Ex-Odisha OMC, E-auction	Lumps, Friable 48-50%	18 Oct   12.46 IST	28,410	+1,546	+1,546	NA

\*Basic Price GST @ 18% extra

1-Daily Assessment, 2-Weekly Assessment, 3-Monthly Assessment, W-O-W: Week On Week, 1M: Change over last month, 3M: Change over last 3 months

# Iron Ore

## Iron Ore (India)

Particular/Delivery	Size/Grade	Delivery	As On	Price	Change	1M	3M
Indian prices (in INR/MT)							
Odisha Iron Ore Index	5-18 mm, Fe 63%, DR Grade	Ex-mines	26 Oct   14.15 IST	7,400	-100	+1,500	+1,450
	10-30mm, Fe 63%, BF Grade	Ex-mines	26 Oct   14.15 IST	6,550	-250	+1,200	+1,500
	0-10 mm, Fe 63%	Ex-mines	26 Oct   14.15 IST	5,900	0	+1,200	+1,200
	0-10mm, Fe 60%	Ex-mines	26 Oct   14.15 IST	5,000	0	+1,100	+1,050
	0-5mm, Fe 57%	Ex-mines	24 Oct   17.59 IST	3,900	+400	+1,150	+1,200
	5-18 mm, Lumps, Fe 60%	Ex-mines	26 Oct   14.15 IST	6,800	0	+1,500	+1,700
	10-30 mm, lumps, Fe 60%	Ex-mines	26 Oct   14.15 IST	6,000	-100	+1,500	+1,400
	0-10mm, Fe 62%	Ex-mines	26 Oct   14.15 IST	5,600	0	+1,100	+1,100
OMC Daitari	0 -5 mm, Fe 62-64%	Ex-Mines	18 Oct   12.57 IST	5,750	+1,000	+1,000	+950
	10-40 mm, Fe 62%	Ex-Mines	18 Oct   12.57 IST	6,760	+1,400	+1,400	+1,700
OMC Kurmitar (Koira)	0 -5 mm, Fe 62-60%	Ex-Mines	18 Oct   12.57 IST	5,350	+1,550	+1,550	+1,250
	10-40 mm, Fe 62%	Ex-Mines	18 Oct   12.57 IST	6,700	+1,700	+1,700	+1,700
OMC Gandhamardan	0 -5 mm, Fe 62-60%	Ex-Mines	18 Oct   12.57 IST	4,900	+1,150	+1,150	+650
	10-40 mm, Fe 62%	Ex-Mines	18 Oct   12.57 IST	5,950	+1,300	+1,300	+1,250
OMC Guali	Fines -5 mm, Fe 60-62%	Ex-mines	18 Oct   12.57 IST	5,450	+1,200	+1,200	+1,050
	5-18 mm, Fe 62%	Ex-mines	18 Oct   12.57 IST	6,655	+1,400	+1,400	+1,400
OMC Jilling	5-18 mm, Fe 62%	Ex-mines	18 Oct   12.57 IST	7,450	+1,600	+1,600	+1,600
	Fines -5 mm, Fe 60-62%	Ex-mines	18 Oct   12.57 IST	5,500	+1,150	+1,150	+1,000
NMDC, Chhattisgarh	0 -10 mm, Fe 64%	F.O.R Siding	23 Oct   11.14 IST	5,410	NA	NA	NA
	10-40 mm, Fe 67%, DR CLO	F.O.R Siding	23 Oct   11.14 IST	7,420	NA	NA	NA
	10-150 mm, Fe 65.5%	F.O.R Siding	23 Oct   11.14 IST	6,220	NA	NA	NA
	6-40 mm, Fe 65.5%	F.O.R Siding	23 Oct   11.14 IST	6,350	NA	NA	NA
Chandrapur, Maharashtra	0-10mm, Fe 63%	FoR Ballarshah	25 Oct   18.20 IST	6,000	+550	+850	-100
Ex-Bellary	0-10 mm, Fe 62%	Ex-Mines	24 Oct   18.03 IST	4,950	+50	+200	-150
	0-10 mm, Fe 57%	Ex-Mines	24 Oct   18.08 IST	2,900	+50	+200	-200
Karnataka e-auction	Lumps 10-20mm, Fe 63%	Ex-Mines	30 Sep   19.26 IST	4,400	0	0	-300
	Fines 0 -5 mm, Fe 60%	Ex-Mines	30 Sep   19.26 IST	3,400	0	0	-300

## Pellets (India)

Indian prices (in INR/MT)							
Ex-Barbil	6-20 mm, Fe 63%, (+/- 0.5%)	FOR Siding	29 Oct   16.50 IST	8,650	-300	+600	+1,400
Ex-Durgapur	6-20 mm, Fe 63%, (+/- 0.5%)	Ex-Works	29 Oct   16.50 IST	9,750	-250	+675	+1,750
Ex-Jamshedpur	6-20 mm, Fe 63%	Ex-Works	29 Oct   16.50 IST	8,800	0	+375	+750
Ex-Jharsugda	6-20 mm, Fe 63%, (+/- 0.5%)	Ex-Works	29 Oct   16.50 IST	9,100	-400	0	+1,300
Ex-Raipur	6-20 mm, Fe 63%, (+/- 0.5%)	Ex-Works	29 Oct   16.50 IST	9,900	-600	-75	+800
Ex-Kandla	6-20 mm, Fe 64/63%	DAP	29 Oct   16.50 IST	10,900	0	-300	+400
Ex-Bellary	6-20 mm, Fe 63%	Ex-Works	29 Oct   16.50 IST	10,300	-100	+275	+575

Weekly Assessment, GST @ 5% extra., Barbil and Kandla - Prices Loaded to Wagons

## Concentrates (India)

Indian prices (in INR/MT)							
Ex-Jabalpur	-45 micron, Fe 63%	Ex-works	26 Oct   14.12 IST	4,750	+50	+875	+650

## Iron Ore (Global)

Global prices (in USD/MT)							
CNF China	Fines, Fe 61.5% (Australia Origin)	-	29 Oct   10.18 IST	\$102	+3	-4	0
CNF China	Fines, Fe 62% (Australia Origin)	-	29 Oct   10.18 IST	\$104	+3	-4	0
CNF China	Fines, Fe 62.5% (Brazil Origin)	-	29 Oct   12.29 IST	\$106	+3	+2	0
CNF China	Fines, Fines 63/62% (India origin)	-	29 Oct   12.27 IST	\$99	+2	0	+4
CNF China	Lumps, Fe 64/63% (South Africa Origin)	-	29 Oct   12.27 IST	\$104	+3	+2	0
CNF China	Lumps, USD/dmtu	-	29 Oct   10.18 IST	\$0.138	-0.002	+0.003	-0.032
CNF China	Fines, Fe 55% (India Origin)	-	28 Oct   18.50 IST	\$70	+3	-4	+5.5



<b>CNF China</b>	Fines, Fe 56% (India Origin)	-	28 Oct   18.50 IST	\$73	+3	-4	+5.5
<b>CNF China</b>	Fines, Fe 57% (India origin)	-	28 Oct   18.50 IST	\$76	+3	-4	+5.5
<b>CNF India</b>	Lumps, Fe 64% (South Africa origin)	-	23 Oct   15.33 IST	\$109	-5	-8	-4
<b>FOB India</b>	Fines, Fe 57% (India origin)	-	28 Oct   18.52 IST	\$63	+3	-4	+4.5

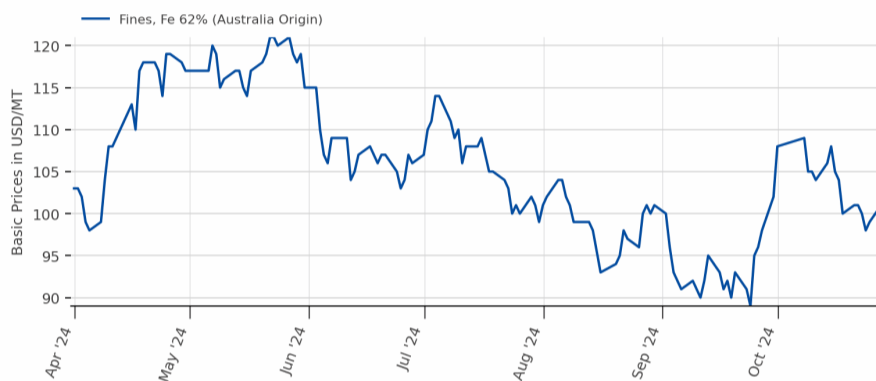
Prices on DMT basis (Daily Assessment), India- Single Port Loading, FOB prices including demurrage, June to November: Moisture@ 10%, December to May: Moisture@ 8%, Or, actual moisture as per cargo certificate submitted by shipper to be adjusted

## Pellets (Global)

Global prices (in USD/MT)							
<b>CNF China</b>	6-20 mm, Fe 63% (India Origin)	-	25 Oct   18.22 IST	\$107	0	-0.25	+1
	6-20 mm, Fe 65% (Brazil Origin)	-	23 Oct   12.34 IST	\$123	-5	+7	+4
<b>FOB India</b>	6-20 mm, Fe 63%	-	25 Oct   18.22 IST	\$94	0	-0.75	+1
<b>CNF China</b>	5-20mm, Fe 63%	-	24 Oct   11.53 IST	\$7.45	+0.1	+0.45	+0.95
	6-20mm	-	24 Oct   11.53 IST	\$16.7	0	+0.7	+0.4

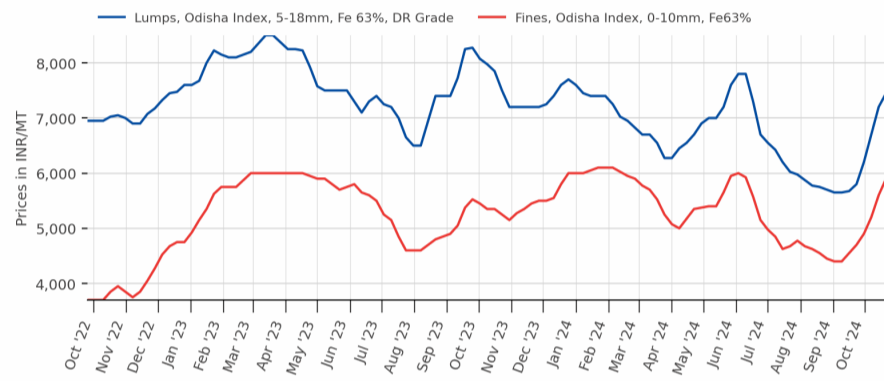
Note:- W-O-W: Week On Week, 1M: Change over last month, 3M: Change over last 3 months

### Iron Ore Fines, CNF Rizhao China

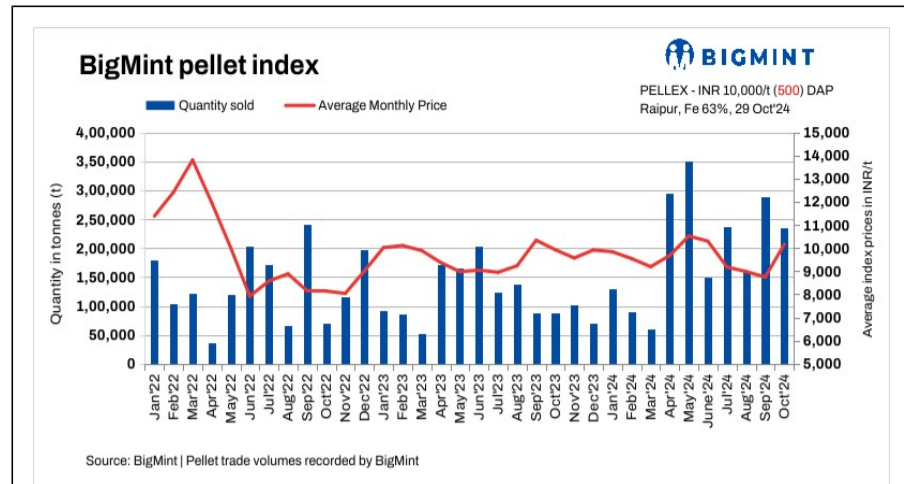


Source:BigMint

### Odisha Iron Ore Price Index (Lumps & Fines)



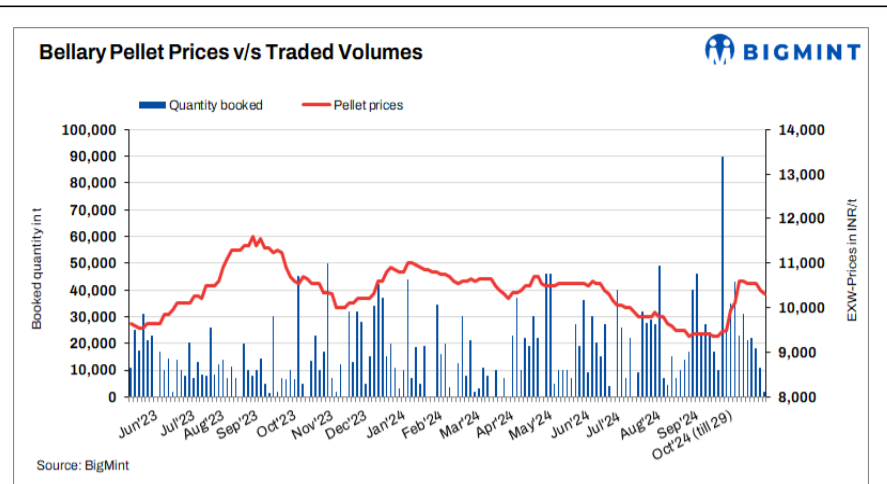
Source:BigMint



**India: PELLEX falls INR 500/t (\$6/t) as producers slash offers**

2024-10-29

[READ MORE](#)



**India: Pellet prices dip INR 100/t (\$1/t) in Bellary on muted trading**

2024-10-29

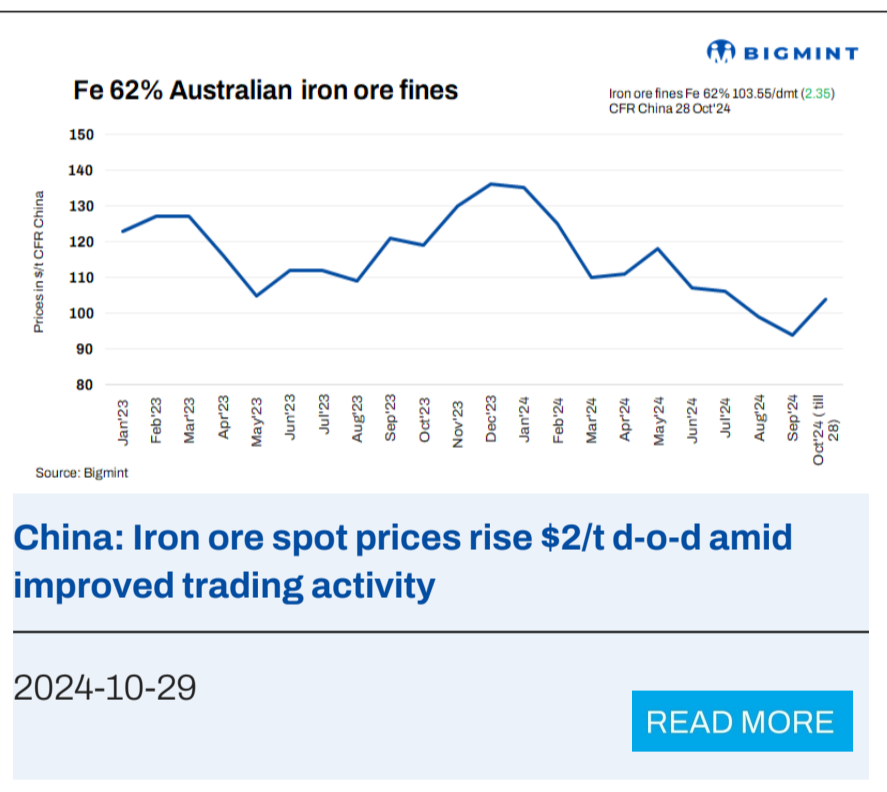
[READ MORE](#)

**Rio Tinto**

**Australia: Rio Tinto suspends operations at Simandou after fatal accident**

2024-10-29

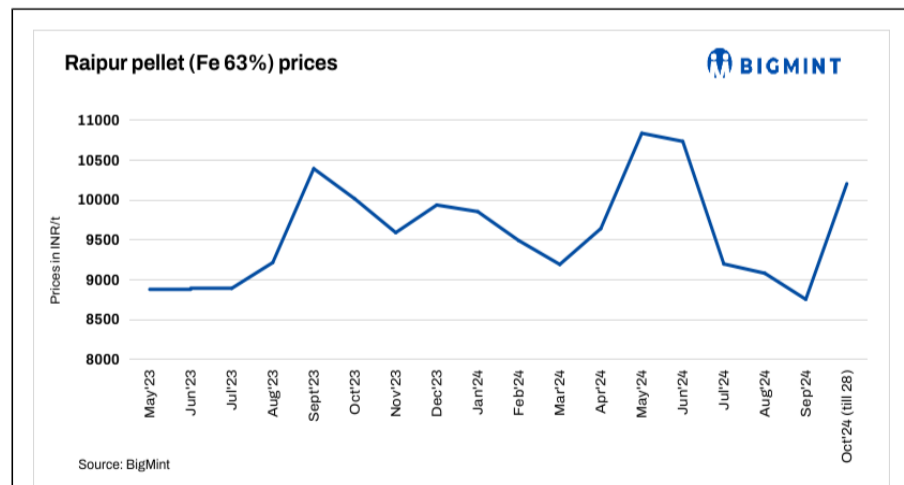
[READ MORE](#)



**China: Iron ore spot prices rise \$2/t d-o-d amid improved trading activity**

2024-10-29

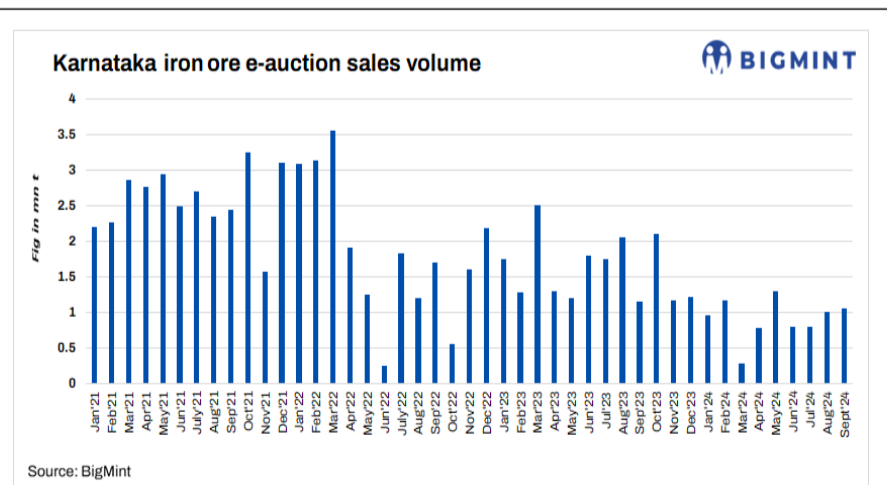
[READ MORE](#)



**India: Pellet prices in Raipur drop by INR 600/t (\$7/t) amid downtrend in steel market**

2024-10-28

[READ MORE](#)



**India: NMDC's Kumaraswamy iron ore auction fetches premium bids**

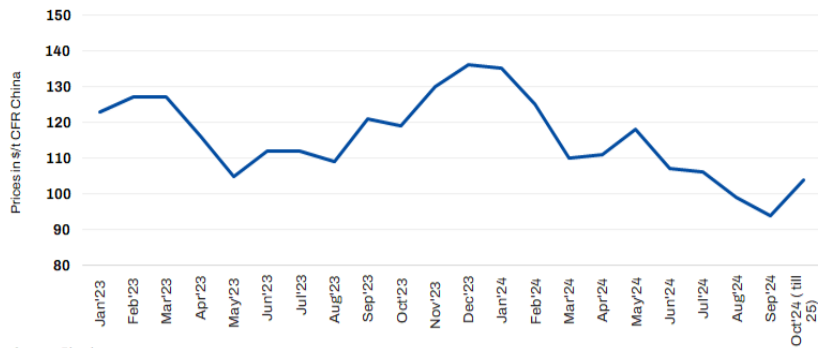
2024-10-26

[READ MORE](#)



Fe 62% Australian iron ore fines

Iron ore fines Fe 62% 101.20/dmt (L95)  
CFR China 25 Oct'24



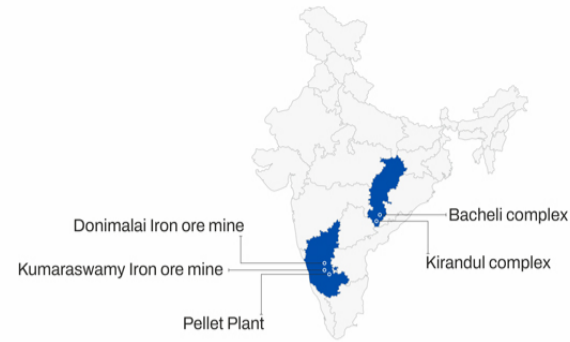
Source: BigMint

China: Iron ore spot prices rise \$2/t d-o-d amid improved market sentiment

2024-10-26

READ MORE

NMDC's iron ore Mines location

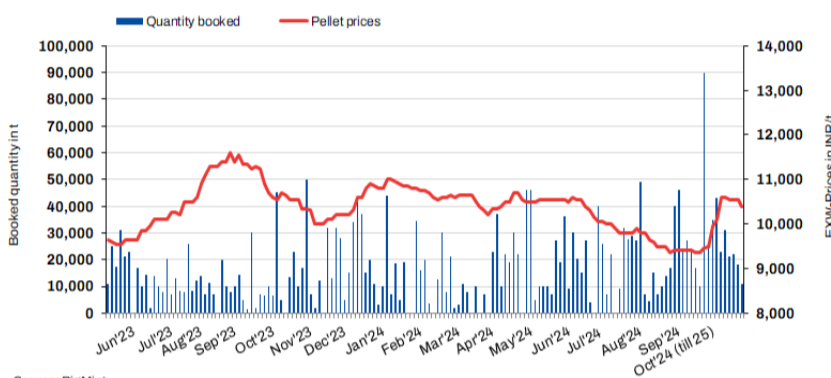


India: Over 65,000 t of iron ore sold in NMDC's auction from Chhattisgarh

2024-10-26

READ MORE

Bellary Pellet Prices v/s Traded Volumes



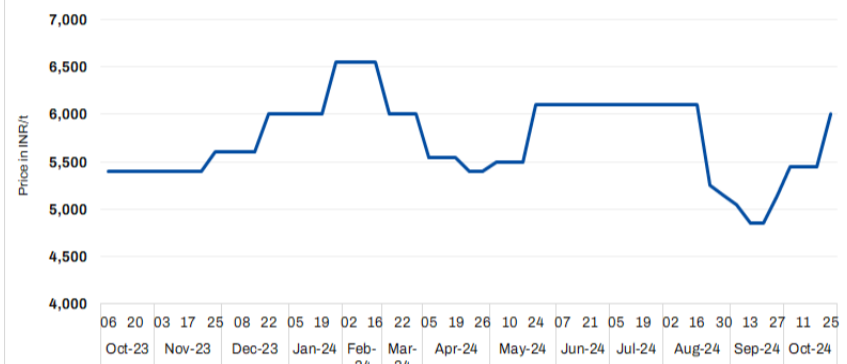
Source: BigMint

India: Pellet prices in Bellary fall by INR 150/t (\$2/t) amid sluggish market sentiments

2024-10-25

READ MORE

Chandrapur Iron Ore Fines Price



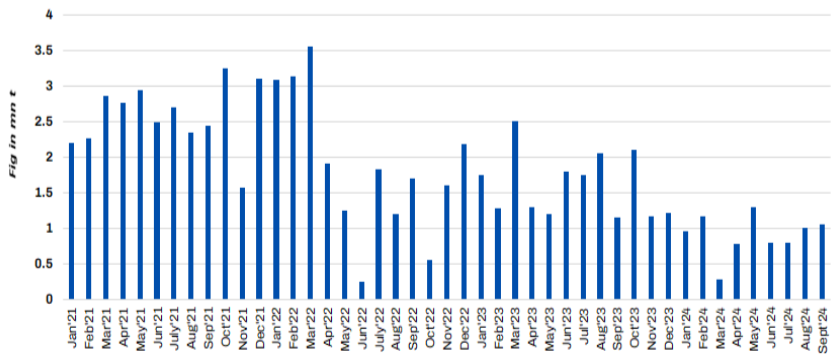
Source: BigMint

India: Chandrapur iron ore fines offers rise by INR 550/t (\$7/t)

2024-10-25

READ MORE

Karnataka iron ore e-auction sales volume



Source: BigMint

India: NMDC's iron ore auction from Donimalai sees active participation

2024-10-25

READ MORE



India: OMDC to auction over 7,000 t of iron ore from Odisha

2024-10-25

READ MORE

# Coal

## Non Coking (India)

Particular/Delivery	Size/Grade	Delivery	As On	Price	Change	1M	3M
Indian prices (in INR/MT)							
Ex-Gangavaram	RB2 (5500 NAR), S.Africa	Ex-Port	29 Oct   16.43 IST	9,500	0	+ 150	- 150
	RB3 (4800 NAR), South Africa	Ex-Port	29 Oct   16.43 IST	7,600	0	0	- 150

## Met Coke (India)

Particular/Delivery	Size/Grade	Delivery	As On	Price	Change	1M	3M
Indian prices (in INR/MT)							
Ex-Jajpur	25-90 mm, Blast Furnace-grade	Ex-Yard	23 Oct   17.04 IST	33,400	- 100	+ 100	- 1,400
Ex-Gandhidham	25-90 mm, Blast Furnace-grade	Ex-Yard	23 Oct   17.04 IST	29,600	0	0	- 3,100

## Coking (Global)

Particular/Delivery	Size/Grade	Delivery	As On	Price	Change	1M	3M
Global prices (in USD/MT)							
CNF India	0-40mm, HCC 64 Mid Vol, Australia	-	29 Oct   10.26 IST	\$184	+ 1	- 0.5	- 30.2
	0-40mm, Premium HCC, Australia	-	29 Oct   10.26 IST	\$214	0	- 6.5	- 16.4
	Low Vol PCI, Australia	-	29 Oct   10.26 IST	\$174	0	+ 11	- 28.2
FOB Australia	0-40mm, Low Vol PCI	-	29 Oct   10.29 IST	\$159	0	+ 12	- 27.25
	HCC 64 Mid Vol	-	29 Oct   10.29 IST	\$169	+ 1	+ 0.5	- 29.25
	Premium HCC	-	29 Oct   10.29 IST	\$199	0	- 6	- 16

## Non Coking (Global)

Particular/Delivery	Size/Grade	Delivery	As On	Price	Change	1M	3M
Global prices (in USD/MT)							
CNF India	RB1 (6000 NAR), S.Africa	-	29 Oct   13.37 IST	\$118	0	0	- 9
	RB2 (5500 NAR), S.Africa	-	29 Oct   13.37 IST	\$104	0	- 0.38	- 6
	RB3 (4800 NAR), S.Africa	-	29 Oct   13.37 IST	\$84	0	- 0.25	- 8
FOB South Africa	RB1 (6000 NAR)	-	29 Oct   13.35 IST	\$102	0	0	- 8
	RB2 (5500 NAR)	-	29 Oct   13.35 IST	\$89.5	0	+ 0.75	- 3.5
	RB3 (4800 NAR)	-	29 Oct   13.35 IST	\$70	0	+ 1.38	- 5

## Met Coke (Global)

Particular/Delivery	Size/Grade	Delivery	As On	Price	Change	1M	3M
Global prices (in USD/MT)							
FOB China	25-90mm, 64% CSR	-	24 Oct   17.17 IST	\$271	0	+ 22	- 3
CNF India	25-90mm, 64% CSR, China	-	24 Oct   17.20 IST	\$280	0	+ 18	- 5
	64% CSR, Japan origin	-	24 Oct   17.20 IST	\$354	0	0	- 4

Note:- W-O-W: Week On Week, 1M: Change over last month, 3M: Change over last 3 months

# Scrap & Metallic

## Sponge (India)

Region	Particular	Sponge Iron (C-DRI)				Pellet Sponge (P-DRI)			
		Price	Change	W-O-W	1M	Price	Change	W-O-W	1M
Indian prices (in INR/MT) <span style="float: right;">As on 29 Oct 2024</span>									
North India	Mandi Gobindgarh	32,200	-300	-800	+200	-	-	-	-
East India	Durgapur	27,700	-200	-600	-1,500	25,600	-250	-650	-1,600
East India	Rourkela	27,500	-100	-1,000	-1,450	-	-	-	-
Central India	Raigarh	27,500	-100	-500	-2,400	25,500	-100	-500	-2,400
Central India	Raipur	30,100	-250	-200	-2,000	26,100	-200	-350	-2,000
South India	Bellary	27,100	-200	-100	-1,200	26,000	-200	0	-1,300
Eastern India	Ramgarh	27,700	-250	-1,000	-1,300	25,700	-250	-950	-1,200
East India	Jharsugda	-	-	-	-	24,600	0	-500	-2,300
South India	Hyderabad	-	-	-	-	26,800	-100	-300	-1,200

All prices are basic, GST extra.

## Pig Iron (India)

Particular/Delivery	Size/Grade	Delivery	As On	Price	Change	1M	3M
Indian prices (in INR/MT)							
DAP-Ludhiana	Steel Grade	DAP	29 Oct   16.14 IST	38,500	0	-1,600	-2,000
Ex-Bokaro	Steel Grade	Ex-Plant,Bokaro	17 Oct   11.23 IST	37,100	+2,150	+2,150	+1,200
Ex-Burnpur	Steel Grade	Ex-Plant,Burnpur	31 May   16.00 IST	40,500	-2,500	0	0
Ex-Durgapur	Steel Grade	Ex-Plant,Durgapur	16 Oct   12.10 IST	38,750	+3,600	+3,600	+2,050
		Ex-Works	29 Oct   16.14 IST	37,800	-200	-1,400	+800
Ex-Rourkela	Steel Grade	Ex-Plant,Rourkela	21 Oct   13.41 IST	36,800	-1,700	-950	+300
Ex-Bhilai	Steel Grade	Ex-Plant,Bhilai	09 Oct   17.14 IST	38,700	+1,950	+1,950	+700
DAP-Raigarh	Steel Grade	DAP	29 Oct   16.14 IST	36,500	-50	-2,000	-400
DAP-Raipur	Steel Grade	DAP	29 Oct   16.14 IST	36,850	-50	-1,350	-450
DAP-Hyderabad	Steel Grade	DAP	29 Oct   13.30 IST	37,900	0	+100	-100
DAP-Delhi	Foundry Grade	DAP	29 Oct   13.27 IST	42,200	0	-1,500	-1,600
DAP-Ludhiana	Foundry Grade	DAP	29 Oct   13.27 IST	42,000	0	-1,200	-2,000
Ex-Durgapur	Foundry Grade	Ex-Works	29 Oct   13.27 IST	42,500	0	+1,000	-1,000
Ex-Kharagpur	Foundry Grade	Ex-Works	29 Oct   13.27 IST	42,500	0	+1,000	-1,000
DAP-Ahmedabad	Foundry Grade	DAP	29 Oct   13.27 IST	45,000	0	0	-500
DAP-Kolhapur	Foundry Grade	DAP	29 Oct   13.27 IST	45,500	0	0	-300

Indian pig iron price assessment frequency has been increased from weekly to daily basis.

## Re - Rolling Scrap (India)

Indian prices (in INR/MT)							
Ex-Alang	15-18mm(10 ANE), Ship Breaking	Ex-Yard	29 Oct   10.44 IST	40,000	0	-1,500	-1,700
	1 Inch, Ship Breaking	Ex-Yard	29 Oct   10.44 IST	40,000	0	-1,500	-1,700
	12-14mm(8 ANE), Ship Breaking	Ex-Yard	29 Oct   10.44 IST	39,500	0	-1,500	-1,700
	5-10 KG, Ship Breaking	Ex-Yard	29 Oct   10.44 IST	39,000	0	-1,500	-1,200
	9-11mm(6 ANE), Ship Breaking	Ex-Yard	29 Oct   10.44 IST	38,000	0	-1,500	-1,700
	2-5 KG, Ship Breaking	Ex-Yard	29 Oct   10.44 IST	38,000	0	-1,500	-1,200
	6-8mm(4 ANE), Ship Breaking	Ex-Yard	29 Oct   10.44 IST	37,000	0	-1,500	-1,700
	1-2 KG, Ship Breaking	Ex-Yard	29 Oct   10.25 IST	35,200	+300	-1,800	-700
	Attachment, Ship Breaking	Ex-Yard	29 Oct   10.25 IST	35,000	+300	-1,800	-700
	HMS(80:20), Ship Breaking	Ex-Yard	29 Oct   10.25 IST	33,500	+300	-1,800	-1,200
	19-22mm(12 ANE), Ship Breaking	Ex-Yard	29 Oct   10.44 IST	40,000	0	-1,500	-1,700

## Melting Scrap (India)

Particular/Delivery	Size/Grade	Delivery	As On	Price	Change	1M	3M
Indian prices (in INR/MT)							
Ex-Ludhiana	CI Scrap, Mixed Size	DAP	29 Oct   16.21 IST	37,700	-200	-500	-1,000
	CR Busheling (Loose)	DAP	29 Oct   16.21 IST	36,200	-100	-2,700	-1,900
	End Cutting	DAP	29 Oct   16.21 IST	35,400	0	-2,600	-1,500
	Turning Boring Scrap	DAP	29 Oct   16.21 IST	33,100	-300	-1,900	-1,500
Ex-Mandi	LMS (Light Melting Scrap)	DAP	29 Oct   16.21 IST	31,400	-300	-2,300	-1,000
	End Cutting	DAP	29 Oct   16.21 IST	35,900	-300	-2,300	-1,300
	HMS(80:20)	DAP	29 Oct   16.21 IST	33,000	-300	-2,500	-1,500
	CR Busheling (Loose)	DAP	29 Oct   16.21 IST	36,700	-200	-2,400	-1,400
Ex-Durgapur	HMS(80:20)	DAP	29 Oct   16.21 IST	33,800	-50	-1,250	-1,000
Ex-Raipur	End Cutting	DAP	29 Oct   16.21 IST	35,800	0	-1,700	-300
	HMS(80:20)	DAP	29 Oct   16.21 IST	33,800	0	-1,700	-300
Ex-Ahmedabad	HMS(80:20)	DAP	29 Oct   16.21 IST	32,500	0	-2,300	-1,300
	CR Busheling (Bundle)	DAP	29 Oct   16.21 IST	38,300	0	-400	+100
Ex-Alang	HMS(80:20)	Ex-Yard	29 Oct   16.21 IST	33,500	+300	-1,800	-1,200
Ex-Jalna	HMS(80:20)	DAP	29 Oct   16.21 IST	32,800	+100	-500	+100
	CR Busheling (Loose)	DAP	29 Oct   16.21 IST	35,700	0	-600	0
Ex-Mumbai	HMS(80:20)	DAP	29 Oct   16.21 IST	32,300	0	-900	-400
Ex-Chennai	Turning Boring Scrap	DAP	29 Oct   16.21 IST	30,900	0	-200	+100
	HMS(90:10)	DAP	29 Oct   16.21 IST	33,900	0	0	-600
	HMS(80:20)	DAP	29 Oct   16.21 IST	31,800	0	-400	0
	CR Busheling (Bundle)	DAP	29 Oct   16.21 IST	35,200	0	-100	-1,000
Ex-Coimbatore	CI Scrap, Mixed Size	DAP	29 Oct   16.21 IST	36,500	-300	-500	-1,100
Ex-Hyderabad	HMS(90:10)	DAP	29 Oct   16.21 IST	31,800	0	-3,200	+300
	HMS(80:20)	DAP	29 Oct   16.21 IST	30,300	0	-3,200	+300
Ex-Bhilai	9-13 Meters, 60 KG	Ex-works	23 Sep   19.00 IST	41,000	0	-2,700	-150

## Mill Scale (India)

Indian prices (in INR/MT)							
Ex Plant, Raipur	Fines, Fe 70/68%	EXW	26 Oct   14.03 IST	7,300	0	+75	+400
Ex-Kandla	Fines, Fe 70/68%	DAP	26 Oct   14.03 IST	7,000	+100	+450	+225

## Sponge Iron (Global)

Particular/Delivery	Size/Grade	Delivery	As On	Price	Change	1M	3M
Global prices (in USD/MT)							
CNF Bangladesh	FeM 80% (+/-1), 100% lumps	-	24 Oct   17.54 IST	\$380	-17	+16	+13
CNF Nepal	Mix (70% lumps, 30% fines), FeM 80% (+/-1)	-	24 Oct   17.54 IST	\$375	-9	+4	+19

## Melting Scrap (Global)

Global prices (in USD/MT)							
FOB Europe	HMS 80:20 (Bulk)	-	23 Oct   17.00 IST	\$341	-2	-9	-19
FOB USA	HMS 80:20	-	29 Oct   16.59 IST	\$332	-4	-16	-24.4
	Shredded	-	29 Oct   16.59 IST	\$352	-4	-16	-24.4
CNF Bangladesh	H2 (Bulk, Japan origin)	-	23 Oct   18.43 IST	\$370	+3	+5	NA
	HMS 80:20 (Bulk, US Origin)	-	23 Oct   18.43 IST	\$381	-4	+1	NA
	HMS 80:20 (Containers, Europe Origin)	-	29 Oct   17.13 IST	\$385	-1	-7.5	-21
	Shredded (Containers, UK Origin)	-	29 Oct   17.13 IST	\$395	-2	-9	-31.5
CNF China	H2	-	29 Oct   12.01 IST	\$350	0	+34.5	+15
	HMS 80:20 (Bulk)	-	29 Oct   12.01 IST	\$338	0	-5	-17
	Shredded	-	29 Oct   12.01 IST	\$395	0	0	-15
CNF India	HMS 80:20 (Europe Origin, Containers)	-	29 Oct   17.13 IST	\$374	+1	-1	-12.2
	HMS 80:20 (West Africa Origin, Containers)	-	29 Oct   17.13 IST	\$370	0	-5.5	-15
	HMS 80:20 (West Africa Origin, Containers)	-	29 Oct   17.13 IST	\$374	-1	-7.25	-15.4
	Shredded (Europe Origin, Containers)	-	29 Oct   17.13 IST	\$390	-3	-10	-26.2
	Shredded (US Origin, Containers)	-	29 Oct   17.13 IST	\$387	-3	-10.25	-23.2
CNF Pakistan	Shredded (Containers, Europe Origin)	-	29 Oct   17.13 IST	\$390	0	-10.75	-34.2
CNF Taiwan	HMS 80:20 (US Origin, Containers)	-	23 Oct   10.59 IST	\$330	+20	NA	-18
CNF Thailand	HMS 70:30	-	29 Jan   17.41 IST	\$352	+2	NA	NA
CNF Turkey	HMS 80:20 (Bulk, US Origin)	-	29 Oct   17.13 IST	\$360	-4	-15.25	-24.4



CNF Vietnam	H2, (Bulk, Japan origin)	-	28 Oct   18.53 IST	\$350	+6	+15	-21
	HMS 80:20 (Bulk, US Origin)	-	28 Oct   18.53 IST	\$372	+6	+17	-10

## Pig Iron (Global)

Particular/Delivery	Size/Grade	Delivery	As On	Price	Change	1M	3M
Global prices (in USD/MT)							
FOB Black Sea	Steel Grade	-	26 Oct   14.29 IST	\$358	0	+6	-47
FOB Brazil	Steel Grade	-	26 Oct   14.29 IST	\$432	0	-5	-10
CNF Italy	Steel Grade	-	26 Oct   14.31 IST	\$406	0	+6	-43

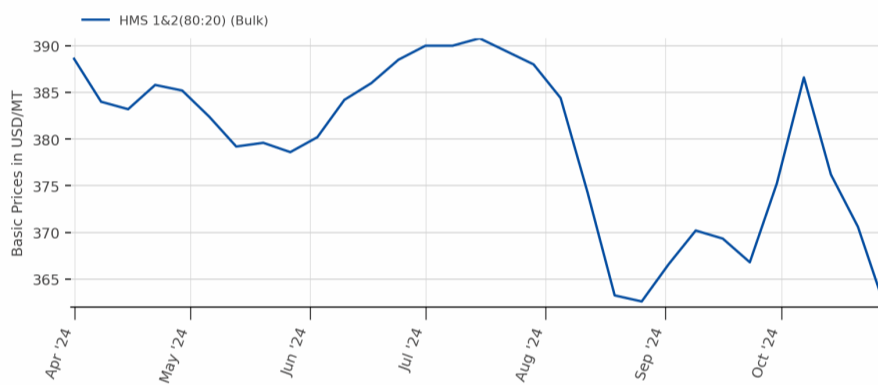
Weekly Assessment,, \*Tender Prices in export

## Ship Breaking (Global)

Global prices (in USD/MT)							
CNF Bangladesh	Containers	-	29 Oct   10.39 IST	\$480	-10	-20	-40
	Tanker	-	29 Oct   10.39 IST	\$470	-10	-20	-40
CNF India	Containers	-	29 Oct   10.39 IST	\$490	-20	-20	-40
	Tanker	-	29 Oct   10.39 IST	\$480	-20	-20	-40
CNF Pakistan	Containers	-	29 Oct   10.39 IST	\$485	-15	-5	-55
	Tanker	-	29 Oct   10.39 IST	\$475	-15	-5	-55
CNF Turkey	Containers	-	29 Oct   10.39 IST	\$350	0	+20	-30
	Tanker	-	29 Oct   10.39 IST	\$340	0	+20	-30

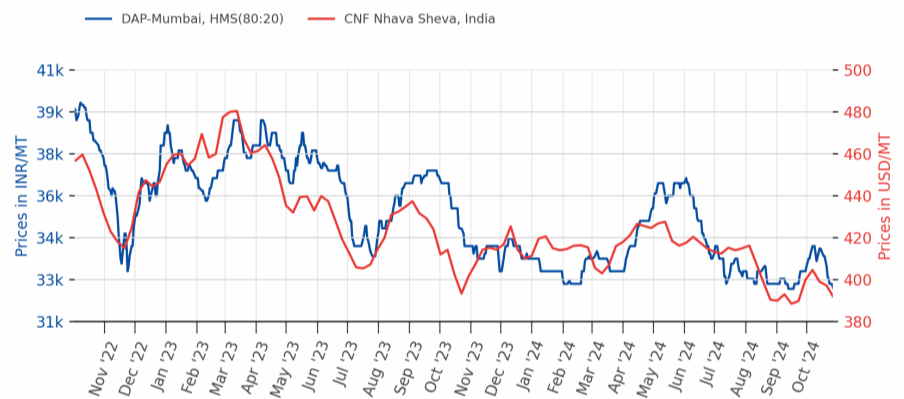
Note:- W-O-W: Week On Week, 1M: Change over last month, 3M: Change over last 3 months

Melting Scrap, CNF Turkey



Source:BigMint

Melting Scrap DAP Mumbai/CNF India



Source:BigMint



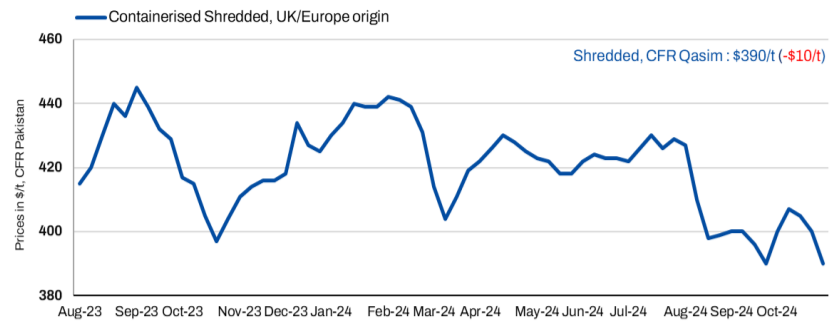
**India sees 26% y-o-y drop in recycled steel imports in H1CY'24: BIR report**

**India sees 26% y-o-y drop in recycled steel imports in H1CY'24: BIR report**

2024-10-29

[READ MORE](#)

**Pakistan : Imported shredded scrap price trend**



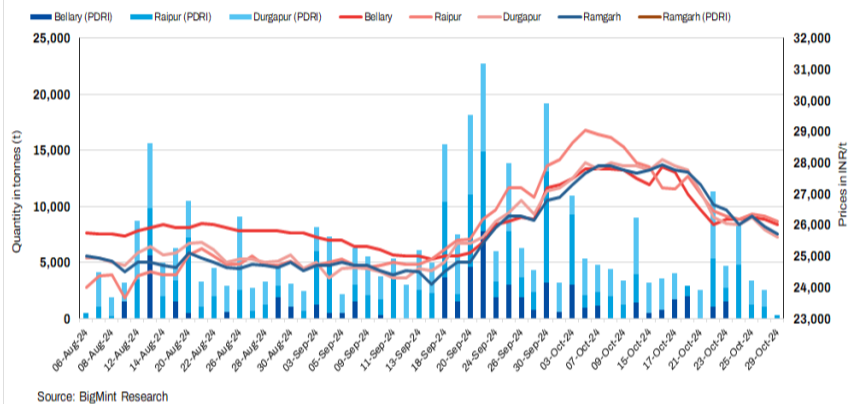
Source: BigMint

**Pakistan: Imported ferrous scrap prices fall \$10/t; weak rebar sales dim market outlook**

2024-10-29

[READ MORE](#)

**India Sponge iron price & Trade volume**



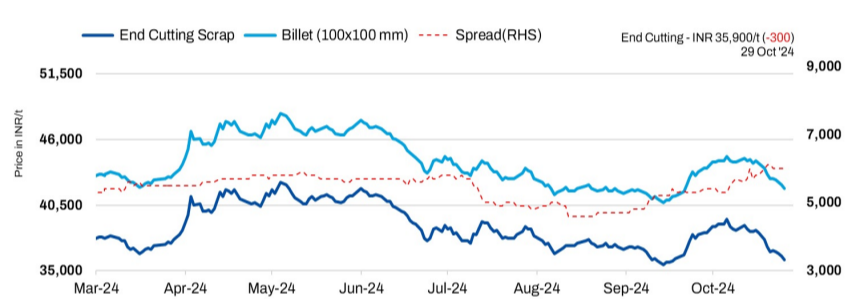
Source: BigMint Research

**India: Sponge iron prices decline d-o-d on weak buying activity - 29 Oct**

2024-10-29

[READ MORE](#)

**India: Melting scrap index DAP-Mandi Gobindgarh (End Cutting vs Billet)**



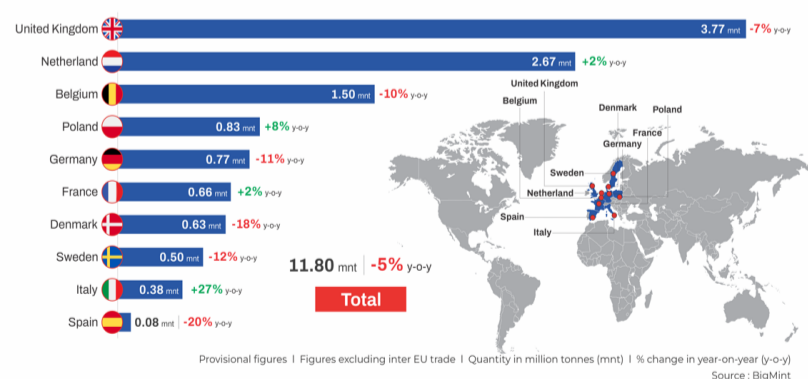
Source: BigMint

**India: BigMint's ferrous scrap index falls for 5th consecutive day**

2024-10-29

[READ MORE](#)

**Top European Ferrous Scrap Exporting Countries in 8M 2024 (Jan-Aug)**



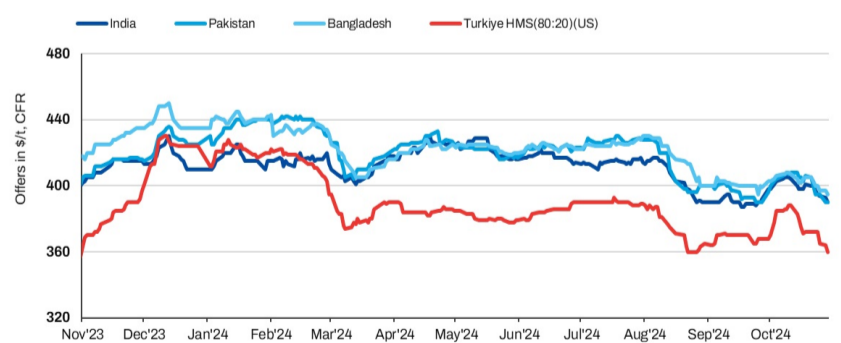
Provisional figures | Figures excluding inter EU trade | Quantity in million tonnes (mnt) | % change in year-on-year (y-o-y) Source: BigMint

**EU ferrous scrap exports dip 5% in Jan-Aug'24. What lies ahead ?**

2024-10-29

[READ MORE](#)

**South Asia: Imported shredded scrap offers from UK/Europe**



Source: BigMint

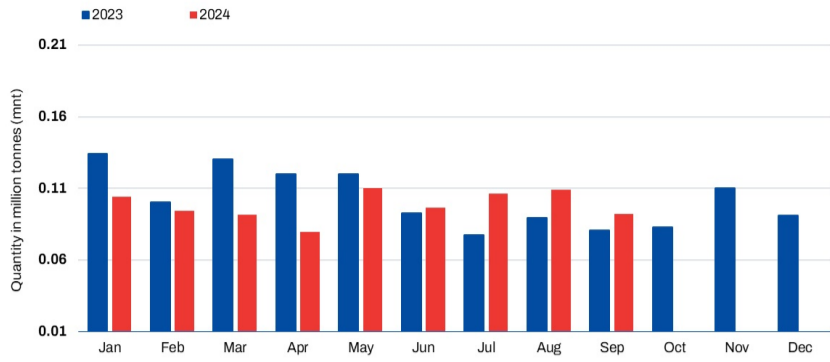
**South Asia: Imported ferrous scrap market remains largely stable d-o-d**

2024-10-29

[READ MORE](#)



**Thailand ferrous scrap import volumes**



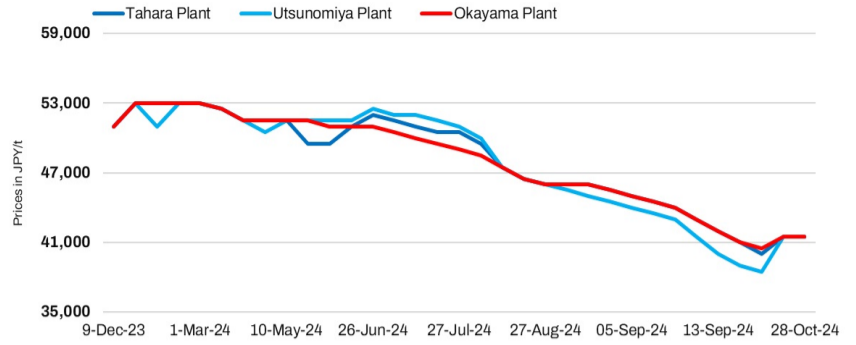
Source: BigMint

**Thailand: Ferrous scrap imports fall by 7% y-o-y in 9MCY'24**

2024-10-29

[READ MORE](#)

**Japan: Tokyo Steel H2 scrap purchase price trend**



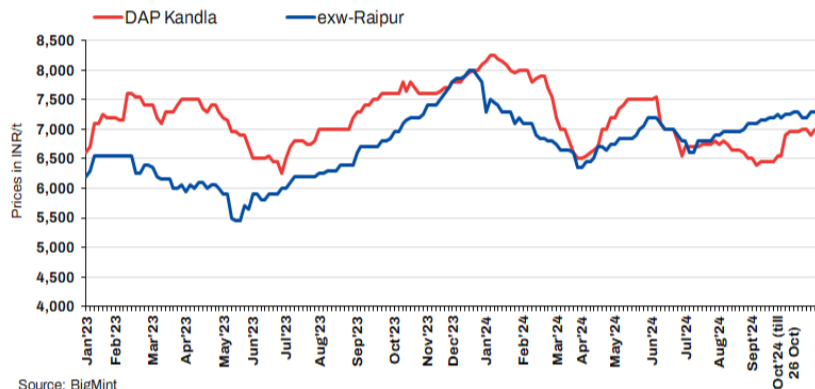
Source: BigMint

**Japan: Tokyo Steel keeps scrap procurement prices steady except Kyushu plant**

2024-10-28

[READ MORE](#)

**India: Domestic mill-scale prices**



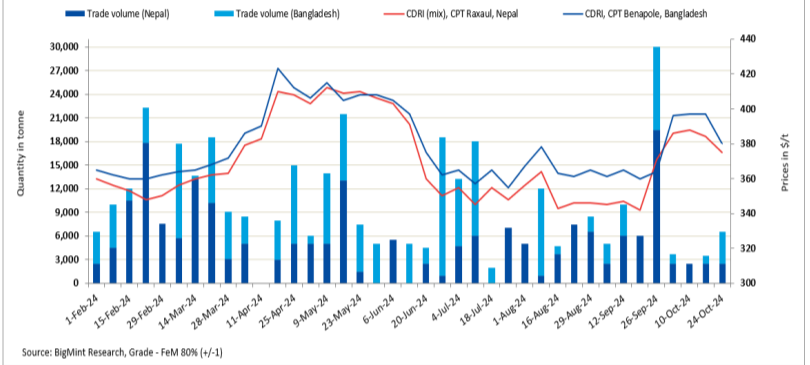
Source: BigMint

**India: Mill scale prices rise in Kandla, stable in Raipur**

2024-10-26

[READ MORE](#)

**India: Sponge iron Export Trade Vs Prices**



Source: BigMint Research, Grade - FeM 80% (+/-1)

**India: Sponge iron export offers drop by \$9-17/t w-o-w amid modest buying**

2024-10-26

[READ MORE](#)



**India: NMDC Nagarnar's Pig Iron Auction Sees No Bids, Low Viability Weakens Demand**

2024-10-25

[READ MORE](#)



**Japanese domestic ferrous scrap market update**

**Japanese H2 scrap prices in major regions rise by JPY 300/t (\$2/t)**

2024-10-24

[READ MORE](#)

# Steel

## Ingot/Billet (India)

Region	Particular	INGOT				BILLET			
		Price	Change	W-O-W	1M	Price	Change	W-O-W	1M
Indian prices (in INR/MT) <span style="float: right;">As on 29 Oct 2024</span>									
North India	Ghaziabad	40,700	-100	-1,400	-2,300	-	-	-	-
North India	Ludhiana	42,700	-300	-900	-2,100	-	-	-	-
North India	Mandi Gobindgarh	41,900	-300	-1,150	-1,600	41,900	-300	-1,150	-1,600
North India	Muzaffarnagar	40,500	-200	-1,500	-2,600	-	-	-	-
East India	Rourkela	37,600	-200	-900	-1,500	38,100	-350	-950	-1,600
Central India	Raigarh	38,600	-100	-400	-1,800	38,850	-150	-350	-1,800
Central India	Raipur	39,000	-100	-250	-1,950	39,250	-150	-350	-1,850
West India	Ahmedabad	40,100	-100	-700	-2,700	41,300	-200	-500	-2,500
West India	Jaipur	40,500	-300	-900	-1,700	-	-	-	-
West India	Mumbai	41,100	0	-100	-2,100	41,700	0	0	-2,000
East India	Durgapur	-	-	-	-	38,800	-200	-850	-1,750
East India	Kolkata	-	-	-	-	39,500	-200	-850	-1,750
West India	Bhavnagar	-	-	-	-	40,900	-100	-400	-2,500
West India	Goa	-	-	-	-	41,000	0	-500	-1,500
West India	Jalna	-	-	-	-	41,700	0	-600	-2,000
South India	Chennai	-	-	-	-	42,500	0	-500	-1,500
South India	HINDPUR	-	-	-	-	41,300	-300	-700	-2,900
South India	Hyderabad	-	-	-	-	40,000	0	0	-2,800
Eastern India	Ramgarh	-	-	-	-	38,800	-200	-900	-1,800

All prices are basic, GST @ 18% extra. Ingot - 3.5"\*4.5", Commercial Grade, Billet - 100\*100

## Rebar (India)

Particular/Delivery	Size/Grade	Delivery	As On	Price	PRICE @ 18%GST	Change	1M	3M
Indian prices (in INR/MT)								
Exy-Delhi/NCR	12-32mm, BF Route, IS 1786 Fe 550D	Ex-Yard	25 Oct   17.38 IST	55,000	64,900	+100	+3,800	+3,300
	12-32mm, BF Route, IS 1786 Fe 500D	Ex-Yard	25 Oct   17.38 IST	55,000	64,900	+100	+3,800	+3,300
Exy-Durgapur	12-32mm BF Route, IS 1786 Fe 550D	Ex-Yard	25 Oct   17.38 IST	53,500	63,100	+100	+4,500	+1,600
	12-32mm BF Route, IS 1786 Fe 500D	Ex-Yard	25 Oct   17.38 IST	53,500	63,100	+100	+4,500	+1,600
Exy-Ahmedabad	12-32mm BF Route, IS 1786 Fe 500D	Ex-Yard	25 Oct   17.38 IST	54,600	64,400	+200	+3,700	+3,200
	12-32mm BF Route, IS 1786 Fe 550D	Ex-Yard	25 Oct   17.38 IST	54,600	64,400	+200	+3,700	+3,200
Exy-Mumbai	12-32mm, BF Route, IS 1786 Fe 500D	Ex-Yard	25 Oct   17.38 IST	54,500	64,300	0	+4,000	+3,700
	12-32mm, BF Route, IS 1786 Fe 550D	Ex-Yard	25 Oct   17.38 IST	54,500	64,300	0	+4,000	+3,700
Exy-Bangalore	12-32mm, BF Route, IS 1786 Fe 500D	Ex-Yard	25 Oct   17.38 IST	54,900	64,800	+300	+2,400	+2,600
	12-32mm, BF Route, IS 1786 Fe 550D	Ex-Yard	25 Oct   17.38 IST	54,900	64,800	+300	+2,400	+2,600
Exy-Chennai	12-32mm, BF Route, IS 1786 Fe 500D	Ex-Yard	25 Oct   17.38 IST	54,600	64,400	0	+1,900	+2,500
	12-32mm, BF Route, IS 1786 Fe 550D	Ex-Yard	25 Oct   17.38 IST	54,600	64,400	0	+1,900	+2,500
Exy-Hyderabad	12-32mm, BF Route, IS 1786 Fe 500D	Ex-Yard	25 Oct   17.38 IST	54,200	64,000	0	+3,600	+3,100
	12-32mm, BF Route, IS 1786 Fe 550D	Ex-Yard	25 Oct   17.38 IST	54,200	64,000	0	+3,600	+3,100
Indian prices (in INR/MT)								
Ex-Delhi/NCR	12-25mm, IF Route, Fe 500, IS 1786	Ex-Works	29 Oct   13.40 IST	46,000	54,300	0	-1,800	-200
Ex-Jaipur	12-25mm IF route, Fe 500, IS 1786	Ex-Works	29 Oct   13.40 IST	44,500	52,500	-100	-2,500	0
Ex-Mandi Gobindgarh	12-25mm, IF Route, Fe 500, IS 1786	Ex-Works	29 Oct   16.25 IST	46,700	55,100	-200	-1,900	-300
Ex-Muzaffarnagar	12-25mm, IF Route, Fe 500, IS 1786	Ex-Works	29 Oct   16.25 IST	44,700	52,700	-300	-2,300	-700
Ex-Durgapur	12-25mm, IF Route, Fe 500D, IS 1786	Ex-Works	29 Oct   16.25 IST	44,100	52,000	-200	-1,800	+800
	12-25mm, IF Route, Fe 500, IS 1786	Ex-Works	29 Oct   16.25 IST	42,000	49,600	-200	-1,800	+800
Ex-Rourkela	12-25mm, IF Route, Fe 500, IS 1786	Ex-Works	29 Oct   13.40 IST	42,400	50,000	-100	-1,400	+1,000
	12-25mm, IF Route, Fe 500D, IS 1786	Ex-Works	29 Oct   13.40 IST	48,500	57,200	-500	+1,000	+200
Ex-Raigarh	12-25mm, IF Route, Fe 500, IS 1786	Ex-Works	29 Oct   16.25 IST	41,800	49,300	-400	-3,400	+1,000
Ex-Raipur	12-25mm, IF Route, Fe 500D, IS 1786	Ex-Works	29 Oct   13.40 IST	45,500	53,700	-1,000	-3,100	+1,000
	12-25mm, IF Route, Fe 500, IS 1786	Ex-Works	29 Oct   16.25 IST	42,500	50,200	-200	-2,900	+1,200
Ex-Ahmedabad	12-25mm, IF Route, Fe 500, IS 1786	FOR	29 Oct   13.40 IST	45,500	53,700	0	-2,100	-100

Ex-Goa	12-25mm, IF Route, Fe 500, IS 1786	Ex-Works	29 Oct   13.40 IST	47,600	56,200	0	-1,600	+1,400
Ex-Jalna	12-25mm, IF Route, Fe 500, IS 1786	Ex-Works	29 Oct   13.40 IST	47,300	55,800	0	-1,500	+2,500
Ex-Mumbai	12-25mm, IF Route, Fe 500, IS 1786	Ex-Works	29 Oct   13.40 IST	47,300	55,800	+100	-300	+3,000
Ex-Bangalore	12-25mm, IF Route, Fe 550, IS 1786	Ex-Works	29 Oct   13.40 IST	47,800	56,400	0	-1,600	+1,100
	12-25mm, IF Route, Fe 550D, IS 1786	Ex-Works	29 Oct   13.40 IST	50,700	59,800	0	-1,800	+400
Ex-Chennai	12-25mm, IF Route, Fe 500, IS 1786	Ex-Works	29 Oct   13.40 IST	47,000	55,500	0	-800	-500
Ex-Hyderabad	12-25mm, IF Route, Fe 500, IS 1786	Ex-Works	29 Oct   13.40 IST	44,500	52,500	0	-2,500	+1,200
Ex-Patna	12-25mm IF route, Fe 500, IS 1786	Ex-Works	29 Oct   13.40 IST	42,900	50,600	-100	-1,900	+100

## Structure (Medium & Small Scale Producers) (India)

Region/Zone	Particular	40 ANGLE	Change	1M	75 CHANNEL	Change	1M	200 BEAM	Change	1M
Indian prices (in INR/MT)										
North India	Ghaziabad	-	-	-	-	-	-	50,000	0	-900
East India	Durgapur	44,700	0	-900	44,700	0	-900	45,450	0	-1,000
Central India	Raipur	-	-	-	44,400	0	-1,800	-	-	-
West India	Ahmedabad	46,300	0	-1,900	46,300	0	-1,900	-	-	-
West India	Mumbai	49,500	+100	-700	50,300	+100	-700	-	-	-
South India	Hyderabad	47,000	0	-2,000	46,600	0	-2,000	-	-	-

Indian Structure price assessment frequency has been increased from weekly to daily basis, All prices are basic, Commercial Grade, Basic Price GST @ 18% extra

## Wire Rod (India)

Particular	Size/Grade	Raipur	Change	W-O-W	Durgapur	Change	W-O-W
Indian prices (in INR/MT)							
SWRY 14 LC Gr 3, Induction route	5.5 mm	43,000	-300	-300	41,700	-100	-1,300
HB Wire, Induction route	12 Gauge	45,300	-300	-300	44,200	-100	-1,300
GI Wire, Induction route	12 Gauge	49,600	+200	-200	51,700	-100	-1,300
Binding Wire, Induction route	20 Gauge	51,500	0	-200	50,500	-100	-1,300
Barbed Wire, Induction route	12*12 Gauge	51,600	+200	-200	54,700	-100	-1,300

Daily Assessment, Commercial Grade, Basic Price GST @ 18% extra

## HRC (India)

Particular/Delivery	Size/Grade	Delivery	As On	Price	Change	1M	3M
Indian prices (in INR/MT)							
Delhi	2.5-8mm / CTL, IS2062, Gr E250 Br.	Ex-stockyard	29 Oct   16.19 IST	48,000	0	+500	-2,950
	1.8mm / CTL, IS2062, Gr E250 Br.	Ex-stockyard	29 Oct   16.19 IST	50,000	0	+700	-2,350
Faridabad	2.5-8mm / CTL, IS2062, Gr E250 Br.	Ex-stockyard	29 Oct   16.19 IST	48,500	0	+750	-2,350
	2.5-8mm / CTL, IS2062, Gr E350 Br.	Ex-stockyard	29 Oct   16.19 IST	51,500	0	+750	-2,350
Ludhiana	2.5-8mm / CTL, IS2062, Gr E250 Br.	Ex-stockyard	29 Oct   16.19 IST	48,600	0	+850	-2,400
Kolkata	2.5-8mm / CTL, IS2062, Gr E250 Br.	Ex-stockyard	29 Oct   16.19 IST	46,300	0	-300	-3,600
Ahmedabad	2.5-8mm / CTL, IS2062, Gr E250 Br.	Ex-stockyard	29 Oct   16.19 IST	49,000	-100	-150	-2,950
	2.5-8mm / CTL, IS2062, Gr E350 Br.	Ex-stockyard	29 Oct   16.19 IST	51,000	0	+300	-3,050
Mumbai	1.8mm / CTL, IS2062, Gr E250 Br.	Ex-stockyard	29 Oct   16.19 IST	49,500	0	+300	-3,050
	2.5-8mm / CTL, IS2062, Gr E250 Br.	Ex-stockyard	29 Oct   16.19 IST	48,000	0	+300	-3,050
Bangalore	2.5-8mm / CTL, IS2062, Gr E250 Br.	Ex-stockyard	29 Oct   16.19 IST	51,500	0	+500	-2,500
Chennai	2.5-8mm / CTL, IS2062, Gr E250 Br.	Ex-stockyard	29 Oct   16.19 IST	50,000	+100	+950	-400
	1.8mm / CTL, IS2062, Gr E250 Br.	Ex-stockyard	29 Oct   16.19 IST	51,600	0	+550	-300
Hyderabad	2.5-8mm / CTL, IS2062, Gr E250 Br.	Ex-stockyard	29 Oct   16.19 IST	48,000	0	-350	-3,500

Weekly Assessment, Commercial Grade, \*Basic Price GST @ 18% extra.,

## CRC (India)

Particular/Delivery	Size/Grade	Delivery	As On	Price	Change	1M	3M
Indian prices (in INR/MT)							
Delhi	0.90mm / CTL, IS 513, CR1	Ex-stockyard	29 Oct   16.21 IST	56,500	0	+250	-1,950
Faridabad	0.5mm / CTL, IS 513, CR1	Ex-stockyard	29 Oct   16.21 IST	57,500	0	-150	-2,600
	0.90mm / CTL, IS 513, CR1	Ex-stockyard	29 Oct   16.21 IST	56,000	0	-150	-2,600
Ludhiana	0.90mm / CTL, IS 513, CR1	Ex-stockyard	29 Oct   16.21 IST	55,700	0	0	-3,300
Kolkata	0.90mm / CTL, IS 513, CR1	Ex-stockyard	29 Oct   16.21 IST	53,000	0	+350	-3,000
Ahmedabad	0.90mm / CTL, IS 513, CR1	Ex-stockyard	29 Oct   16.21 IST	56,700	-100	+250	-2,150

Mumbai	0.5mm / CTL, IS 513, CR1	Ex-stockyard	29 Oct   16.21 IST	57,400	0	+ 450	- 2,250
	0.90mm / CTL, IS 513, CR1	Ex-stockyard	29 Oct   16.21 IST	55,900	0	+ 450	- 2,250
Bangalore	0.9mm / CTL, IS 513, CR1	Ex-stockyard	29 Oct   16.21 IST	58,500	0	0	- 3,200
Chennai	0.5mm / CTL, IS 513, CR1	Ex-stockyard	29 Oct   16.21 IST	60,500	- 300	- 250	- 3,000
	0.90mm / CTL, IS 513, CR1	Ex-stockyard	29 Oct   16.21 IST	59,000	- 300	- 250	- 3,000
Hyderabad	0.90mm / CTL, IS 513, CR1	Ex-stockyard	29 Oct   16.21 IST	56,000	0	- 950	- 4,250

Weekly Assessment, Commercial Grade, \*Basic Price GST @ 18% extra.,

## HR Plate (India)

Particular/Delivery	Size/Grade	Delivery	As On	Price	Change	1M	3M
Indian prices (in INR/MT)							
Delhi	60-100mm, Gr E350 Br.	Ex-stockyard	23 Oct   18.28 IST	61,300	+ 200	+ 1,300	- 1,900
	5-10mm, Gr E350 Br.	Ex-stockyard	23 Oct   18.28 IST	52,500	0	+ 500	- 2,300
	20-40mm, Gr E350 Br.	Ex-stockyard	23 Oct   18.28 IST	57,300	+ 100	+ 1,500	- 2,500
	60-100mm, Gr E250 Br.	Ex-stockyard	23 Oct   18.28 IST	57,800	+ 200	+ 1,300	- 1,900
	5-10mm, Gr E250 Br.	Ex-stockyard	23 Oct   18.28 IST	49,000	0	+ 500	- 2,300
	20-40mm, Gr E250 Br.	Ex-stockyard	23 Oct   18.28 IST	53,900	+ 200	+ 1,600	- 2,400
Mumbai	5-10mm, Gr E250 Br.	Ex-stockyard	23 Oct   18.28 IST	49,200	0	+ 200	- 2,400
	20-40mm, Gr E250 Br.	Ex-stockyard	23 Oct   18.28 IST	53,600	- 400	+ 800	- 2,400
	60-100mm, Gr E350 Br.	Ex-stockyard	23 Oct   18.28 IST	60,800	- 400	+ 500	- 2,600
	5-10mm, Gr E350 Br.	Ex-stockyard	23 Oct   18.28 IST	52,700	0	+ 200	- 2,600
	20-40mm, Gr E350 Br.	Ex-stockyard	23 Oct   18.28 IST	57,100	- 100	+ 800	- 2,200
	60-100mm, Gr E250 Br.	Ex-stockyard	23 Oct   18.28 IST	57,600	- 100	+ 800	- 2,400

Weekly Assessment, Commercial Grade, Basic Price GST @ 18% extra

## GP (India)

Indian prices (in INR/MT)							
Delhi	0.7mm / CTL, 120 GSM, IS277	Ex-stockyard	24 Oct   18.45 IST	57,400	- 700	- 100	- 5,400
	0.6mm / CTL, 120 GSM, IS277	Ex-stockyard	24 Oct   18.45 IST	58,900	- 400	+ 100	- 5,400
Mumbai	0.8mm / CTL, 120 GSM, IS277	Ex-stockyard	24 Oct   18.45 IST	57,000	- 500	- 200	- 5,400
	0.6mm / CTL, 120 GSM, IS277	Ex-stockyard	24 Oct   18.45 IST	58,500	0	+ 100	- 5,400
Chennai	0.8-1.6mm / CTL, 120gsm, IS277	Ex-stockyard	24 Oct   18.45 IST	61,000	- 300	- 300	- 4,500
	0.6mm / CTL, 120 GSM, IS277	Ex-stockyard	24 Oct   18.45 IST	62,500	- 300	- 300	- 4,500
Hyderabad	0.8mm / CTL, 120 GSM, IS277	Ex-stockyard	24 Oct   18.45 IST	60,900	+ 100	+ 100	- 5,600
	0.6mm / CTL, 120 GSM, IS277	Ex-stockyard	24 Oct   18.45 IST	62,400	+ 100	+ 100	- 5,600

## PPGI (India)

Particular/Delivery	Size/Grade	Delivery	As On	Price	Change	1M	3M
Indian prices (in INR/MT)							
Delhi	0.5mm / CTL, 90 GSM, IS14246	Ex-stockyard	24 Oct   18.46 IST	66,600	- 400	- 400	- 5,700
Mumbai	0.5mm / CTL, 90 GSM, IS14246	Ex-stockyard	24 Oct   18.46 IST	66,500	- 200	+ 500	- 3,800

## MS Pipes (India)

Indian prices (in INR/MT)							
Ex-Raipur	41-60 OD (Patra Based)	Ex-works	29 Oct   16.25 IST	41,300	- 200	- 2,900	- 500
Ex-Mandi Gobindgarh	41-60 OD (Patra Based)	Ex-works	29 Oct   16.25 IST	43,000	- 300	- 2,500	- 1,700
Exy-Delhi	2.2-6mm, IS 1239,IS 1161 (HR Coil Based)	Ex-Yard	23 Oct   17.49 IST	52,000	0	0	- 5,500
Exy-Raipur	2.2-6mm, IS 1239,IS 1161 (HR Coil Based)	Ex-Yard	23 Oct   17.49 IST	51,000	0	0	- 6,000
Exy-Mumbai	2.2-6mm, IS 1239,IS 1161 (HR Coil Based)	Ex-Yard	23 Oct   17.49 IST	51,000	0	0	- 5,500
Exy-Pune	2.2-6mm, IS 1239,IS 1161 (HR Coil Based)	Ex-Yard	23 Oct   17.49 IST	51,000	0	0	- 5,500
Exy-Bangalore	2.2-6mm, IS 1239,IS 1161 (HR Coil Based)	Ex-Yard	23 Oct   17.49 IST	52,000	0	0	- 5,000
Exy-Hyderabad	2.2-6mm, IS 1239,IS 1161 (HR Coil Based)	Ex-Yard	23 Oct   17.49 IST	52,000	0	0	- 5,000

## Billet (Global)

Particular/Delivery	Size/Grade	Delivery	As On	Price	Change	1M	3M
Global prices (in USD/MT)							
FOB India	150*150, 3SP/4SP	-	25 Oct   18.14 IST	\$470	0	0	- 20
FOB Iran	130*130, 3SP	-	29 Oct   16.18 IST	\$466	0	+ 12	- 4
FOB Russia	130*130, 3SP	-	29 Oct   16.18 IST	\$473	- 2	+ 13	- 12
CNF Nepal	100*100, IS 2831 (IF Grade)	-	29 Oct   16.15 IST	\$487	- 7	- 25.5	+ 1.5
CNF Philippines	150*150, 3SP	-	29 Oct   16.15 IST	\$500	+ 10	+ 7.5	+ 17.5
CNF Turkey	120*120	-	29 Oct   16.15 IST	\$495	- 5	+ 15	- 5

Weekly Assessment

## Rebar (Global)



Particular/Delivery	Size/Grade	Delivery	As On	Price	Change	1M	3M
Global prices (in USD/MT)							
FOB Turkey	12-32mm, Commercial	-	25 Oct   18.20 IST	\$615	0	+ 25	+ 37

## Wire Rod (Global)

Particular/Delivery	Size/Grade	Delivery	As On	Price	Change	1M	3M
Global prices (in USD/MT)							
CNF Nepal	5.5-6.0mm, Commercial Grade	-	26 Oct   13.16 IST	\$535	- 25	- 5	0
	6-8 mm, ASTM A510 SAE 1008	-	26 Oct   13.16 IST	\$605	0	+ 25	+ 30

## HRC (Global)

Particular/Delivery	Size/Grade	Delivery	As On	Price	Change	1M	3M
Global prices (in USD/MT)							
CNF Bangladesh	2mm, SAE 1006 (China origin)	-	29 Oct   17.25 IST	\$565	+ 5	0	+ 25
CNF Dubai	2mm, SAE1006 (India origin), SAE1006	-	29 Oct   17.25 IST	\$560	- 10	NA	NA
CNF Europe	3-4mm, S235JR	-	29 Oct   17.25 IST	\$530	+ 5	0	- 20
	3mm+, S275	-	29 Oct   17.25 IST	\$590	0	- 13	NA
CNF India	2-12 mm, SS400 (China Origin)	-	29 Oct   17.25 IST	\$540	+ 5	0	+ 5
	3mm, SS400 (South Korea Origin)	-	29 Oct   17.25 IST	\$550	0	NA	NA
CNF Nepal	2mm, SAE1006 (India origin), SAE1006	-	29 Oct   17.25 IST	\$545	+ 5	+ 5	- 35
CNF Pakistan	2mm, SS400 (China origin), SS400	-	29 Oct   17.25 IST	\$525	+ 10	+ 20	+ 7
	2mm, SS400 (Japan origin), SS400	-	22 Oct   18.47 IST	\$520	0	NA	NA
CNF UAE	2mm, SAE1006 (China Origin)	-	29 Oct   17.25 IST	\$535	0	NA	- 5
CNF Vietnam	2 mm, SAE 1006 (Formosa, skin pass)	-	08 Oct   16.19 IST	\$550	+ 33	NA	NA
	2-20mm, SAE 1006 (India Origin)	-	09 Apr   18.25 IST	\$567	0	NA	NA
	2-3mm, SAE 1006 (China Origin)	-	29 Oct   17.25 IST	\$530	0	+ 30	+ 20
	Thickness - 2-6 mm, Width - 1.1-1.3m	-	03 Oct   10.47 IST	\$550	+ 35	0	NA
FOB Black Sea	3mm, SAE1006	-	29 Oct   17.19 IST	\$505	+ 5	+ 35	- 25
FOB China	3-12mm, SS400	-	29 Oct   17.19 IST	\$510	+ 5	0	+ 15
FOB India	2.5 mm, SAE1006	-	29 Oct   17.19 IST	\$535	- 25	NA	NA
FOB Japan	2mm, SS400	-	29 Oct   17.19 IST	\$500	+ 5	NA	- 40
FOB South Korea	1.6-2.5mm, SAE 1006	-	29 Oct   17.19 IST	\$520	+ 5	NA	NA

## CRC (Global)

Particular/Delivery	Size/Grade	Delivery	As On	Price	Change	1M	3M
Global prices (in USD/MT)							
FOB China	0.90mm, SPCC	-	23 Oct   18.20 IST	\$565	- 25	+ 40	+ 5
FOB India	0.9 mm, IS 513 Gr.O	-	23 Oct   18.20 IST	\$640	0	+ 5	- 35
FOB Russia	0.90mm, SPCC	-	23 Oct   18.20 IST	\$610	0	+ 40	- 25

## HR Plate (Global)

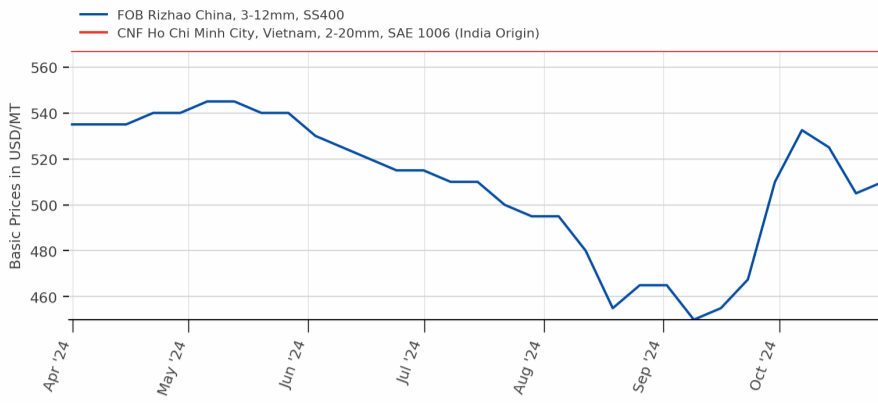
Particular/Delivery	Size/Grade	Delivery	As On	Price	Change	1M	3M
Global prices (in USD/MT)							
FOB China	5-10mm, SS 400	-	23 Oct   18.18 IST	\$515	- 20	+ 35	- 10

## GP (Global)

Particular/Delivery	Size/Grade	Delivery	As On	Price	Change	1M	3M
Global prices (in USD/MT)							
FOB China	DX51D+z80, Width 1,000-1,500 mm, thickness 0.5-2mm	-	24 Oct   17.37 IST	\$605	- 20	+ 20	- 10
FOB India	Width 900-1250mm, thickness 0.50mm, DX51D+z80, BS EN 10142:2000	-	24 Oct   17.37 IST	\$745	0	+ 10	- 5

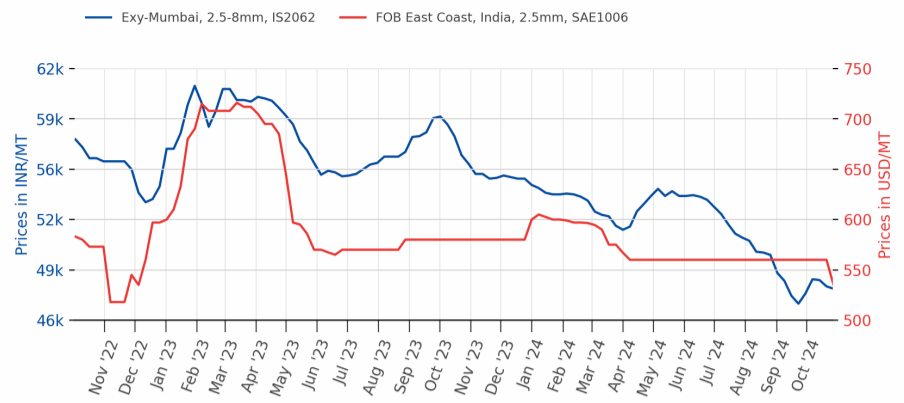
Note:- W-O-W: Week On Week, 1M: Change over last month, 3M: Change over last 3 months

HRC



Source:BigMint

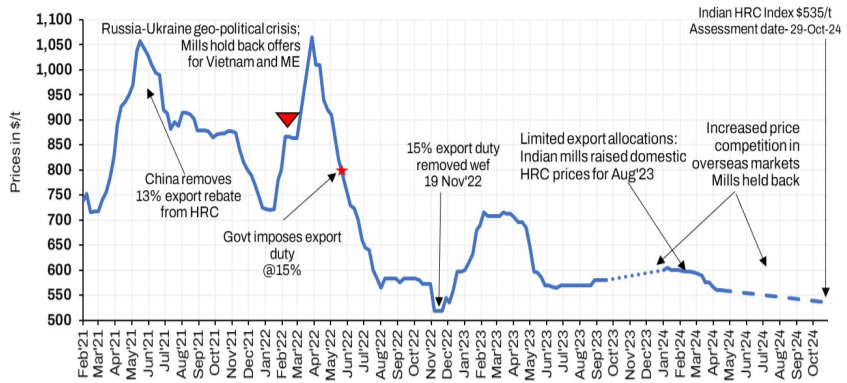
Prices of HRC Exy Mumbai/FOB India



Source:BigMint



BigMint HRC (SAE 1006) FOB India Index price



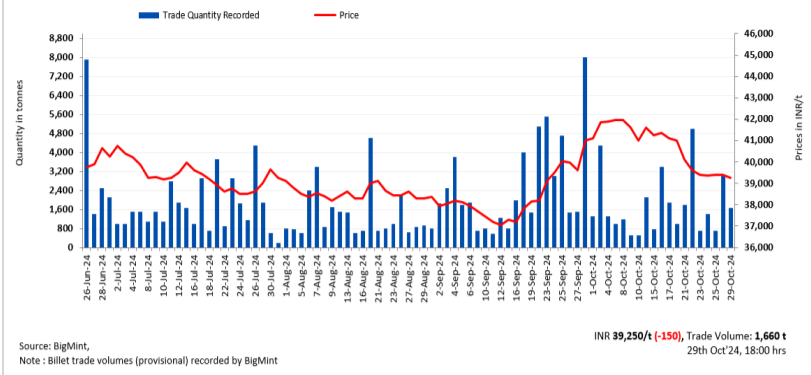
Source: Bigmint

India: BigMint's India HRC export offers resume amid recent deals to ME

2024-10-29

READ MORE

India: Billet index (daily), exw Raipur



Note: Billet trade volumes (provisional) recorded by BigMint

India: BigMint's billet index falls INR 150/t d-o-d - 29 Oct

2024-10-29

READ MORE

India: Brandwise rebar offers

India's brand-wise rebar offers from BF and IF route mills - 29 Oct

2024-10-29

READ MORE

Imported HRC (SAE1006) offers to UAE from India and China




As assessed on 29 Oct 24 | Source: BigMint

Middle East: Imported HRC offers drop w-o-w in recent deals

2024-10-29

READ MORE



Near-term outlook on China's key steel products

Near-term outlook on China's steel products

2024-10-29

READ MORE



Ports and Logistics

India: Adani Ports' cargo volumes rise 10% y-o-y in Q2FY'25

2024-10-29

READ MORE



**India: MSIL's sales volume rises 4% q-o-q in Q2FY'25**

2024-10-29

[READ MORE](#)



**JSW Group, POSCO sign MoU to establish 5 mtpa integrated steel plant in India**

2024-10-29

[READ MORE](#)

**India: Maharashtra Seamless Ltd. Q2 FY'25 highlights**



Source: Company reports, BSE filings | compiled and maintained by Bigmint

**India: Maharashtra Seamless reports 8% q-o-q rise in steel sales in Q2FY'25**

2024-10-28

[READ MORE](#)



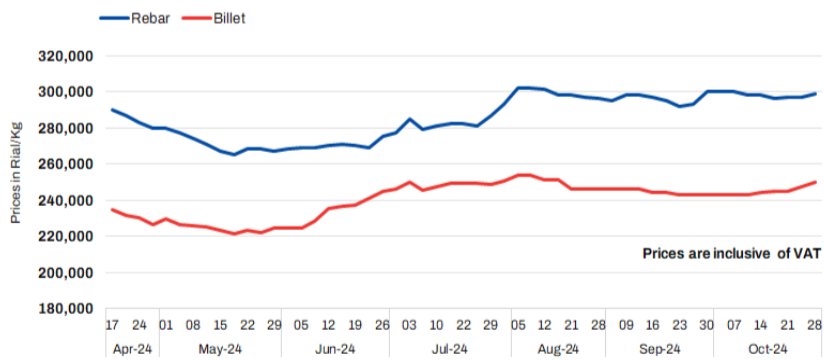
**KALPATARU PROJECTS INTERNATIONAL LIMITED**  
(Formerly Kalpataru Power Transmission Limited)

**India: KPIL reports nearly 30% y-o-y growth in orders in Q2FY'25**

2024-10-28

[READ MORE](#)

**Iran Domestic Steel Price**



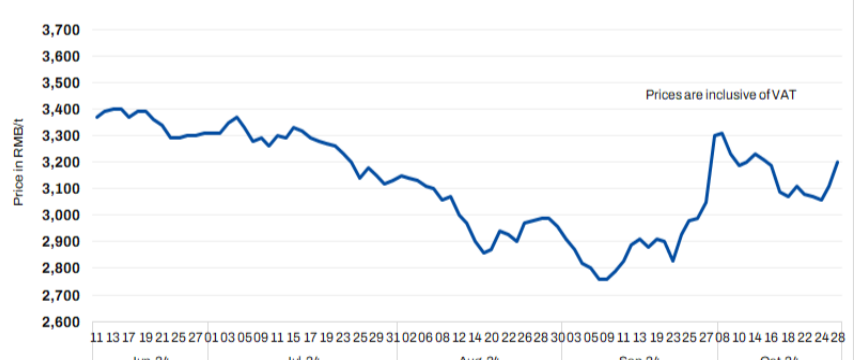
Source: Bigmint

**Iran: Billet, rebar prices edge up amid increase in exchange rate**

2024-10-28

[READ MORE](#)

**China Domestic Billet Price**



Source: Bigmint

**China: Steel billet prices rise by RMB 90/t (\$13/t) following hike in rebar futures**

2024-10-28

[READ MORE](#)

## Ferro Alloy

### Manganese Ore (India)

Particular/Delivery	Size/Grade	Delivery	As On	Price	Change	1M	3M
Indian prices (in INR/MT)							
MOIL	6-80 mm, Lumps, Mn 46%	Ex-Mines	01 Oct   15.52 IST	18,032	-4,508	-4,508	NA
	Lumps, Lumps, Mn 44%, Fe 7%	Ex-Mines	01 Oct   15.52 IST	17,249	-4,312	-4,312	NA
	Lumps, Mn 37%, Fe 7.5%	Ex-Mines	01 Oct   15.52 IST	13,517	+643	+643	NA
	6-80 mm, Lumps, Mn 30%	Ex-Mines	01 Oct   15.52 IST	6,638	+316	+316	NA

Weekly Assessment, Prices Ex-Mines Basis Including Royalty

### Chrome Ore (India)

Particular/Delivery	Size/Grade	Delivery	As On	Price	Change	1M	3M
Indian prices (in INR/MT)							
Ex-Jajpur (OMC-eAuction)	Friable 54%+	Ex-Mines	18 Oct   12.46 IST	38,854	+843	+843	NA
	Friable 52-54%	Ex-Mines	18 Oct   12.46 IST	34,178	+1,989	+1,989	NA
	Friable 50-52%	Ex-Mines	18 Oct   12.46 IST	29,102	+4,850	NA	NA
	Lumps, Friable 48-50%	Ex-Mines	18 Oct   12.46 IST	28,410	+1,546	+1,546	NA

OMC E-Auction Prices Including Royalty

### Silico Manganese (India)

Particular/Delivery	Size/Grade	Delivery	As On	Price	Change	1M	3M
Indian prices (in INR/MT)							
Ex-Durgapur	10-150 mm, LC (Mn 55% min.)	Ex-Works	24 Oct   10.22 IST	88,800	0	+2,000	+4,800
	10-150 mm, MC (Mn 53% min.)	Ex-Works	24 Oct   10.22 IST	83,300	0	+4,000	+4,300
	10-50 MM, HC 60-14	Ex-Works	29 Oct   17.13 IST	67,100	-100	-1,275	-2,060
	25-150 mm, HC 60-14	Ex-Works	29 Oct   17.13 IST	66,600	-100	-1,275	-2,060
Ex-Raipur	25-150 mm, HC 60-14	Ex-Works	29 Oct   17.13 IST	67,700	-200	-825	-1,380
Ex-Vizag	25-150 mm, HC 60-14	Ex-Works	29 Oct   17.13 IST	67,600	0	-800	-1,180

Weekly Assessment; All Prices are basic; GST @ 18% extra

### Ferro Manganese (India)

Particular/Delivery	Size/Grade	Delivery	As On	Price	Change	1M	3M
Indian prices (in INR/MT)							
Ex-Durgapur	10-150 mm, MC (Mn 70% min)	Ex-Works	24 Oct   10.24 IST	96,250	-2,050	-2,950	-9,250
	25-150 mm, HC 70%	Ex-Works	29 Oct   17.12 IST	68,500	-100	-762	-7,420
Ex-Raipur	25-150 mm, HC 70%	Ex-Works	29 Oct   17.12 IST	68,700	-150	-825	-7,230

Weekly Assessment; All Prices are basic; GST @ 18% extra

### Ferro Chrome (India)

Particular/Delivery	Size/Grade	Delivery	As On	Price	Change	1M	3M
Indian prices (in INR/MT)							
Ex-Durgapur	10-60 mm, LC 60%	Ex-Works	24 Oct   10.30 IST	211,000	0	-2,400	-8,000
Ex-Jajpur	10-150mm, HC 60%, Si- 4%	Ex-Works	25 Oct   10.30 IST	110,550	+150	+500	+4,700
	10-150mm, HC 60%, Si - 2%	Ex-Works	24 Oct   10.30 IST	116,500	+500	+800	+5,500

Weekly Assessment; All Prices are basic; GST @ 18% extra

### Ferro Silicon (India)

Particular/Delivery	Size/Grade	Delivery	As On	Price	Change	1M	3M
Indian prices (in INR/MT)							
Ex-Guwahati	25-150 mm, FeSi 70%	Ex-Works	28 Oct   18.52 IST	107,800	+500	+7,300	+18,250
Ex-Bhutan	25-150 mm, FeSi 70%	Ex-Works	28 Oct   18.52 IST	107,000	-100	+7,900	+16,600

Weekly Assessment; All Prices are basic; GST @ 18% extra

### Manganese Ore (Global)

Particular/Delivery	Size/Grade	Delivery	As On	Price	Change	1M	3M
Global prices (in USD/MT)							
CNF China	Lumps, Mn 37% (USD/dmtu)	-	26 Oct   11.49 IST	\$3.7/dmtu	0	-0.05	-0.63
	Lumps, Mn 44% (USD/dmtu)	-	26 Oct   11.49 IST	\$3.95/dmtu	0	-0.95	-5.05

<b>CNF India</b>	Lumps, Mn 37%, (South African origin) (USD/dmtu)	-	26 Oct   11.49 IST	\$3.85 /dmtu	0	-0.05	-0.6
	Lumps, Mn 44% (USD/dmtu)	-	26 Oct   11.49 IST	\$4.1 /dmtu	0	-0.95	-5
	Lumps, Mn 46%, (USD/dmtu)	-	26 Oct   11.49 IST	\$4.4 /dmtu	0	-1	-5.3

Weekly Assessment

## Chrome Ore (Global)

Global prices (in USD/MT)							
<b>CNF China</b>	Conc 40-42%, S. Africa	-	29 Oct   18.09 IST	\$270	0	NA	-40
	Conc 46-48%, Turkish	-	29 Oct   18.09 IST	\$385	0	NA	-40

Weekly Assessment

## Silico Manganese (Global)

Global prices (in USD/MT)							
<b>FOB India</b>	25-150 mm, HC 60-14	-	29 Oct   17.23 IST	\$832	0	+3	-5.4
	25-150 mm, HC 65-16	-	29 Oct   17.23 IST	\$923	0	+11	-46.6

Weekly Assessment

## Ferro Manganese (Global)

Global prices (in USD/MT)							
<b>FOB India</b>	25-150 mm, HC 70%	-	29 Oct   17.21 IST	\$823	-23	-29.25	-117.6
	25-150 mm, HC 75%	-	29 Oct   17.21 IST	\$928	0	+4.5	-76.2

Weekly Assessment

## Ferro Chrome (Global)

Global prices (in USD/MT)							
<b>CNF China</b>	10-150mm, HC 60% (cents/lb)	-	23 Oct   10.26 IST	¢93 /lb	0	-1	-3
<b>CNF Japan</b>	10-50mm, HC 60% (cents/lb)	-	23 Oct   10.26 IST	¢97 /lb	0	-2	-4
<b>CNF South Korea</b>	10-50mm, HC 60% (cents/lb)	-	23 Oct   10.26 IST	¢96 /lb	0	-2	-4

Weekly Assessment

## Ferro Silicon (Global)

Global prices (in USD/MT)							
<b>FOB China</b>	10-50 mm, FeSi 75%	-	28 Oct   18.53 IST	\$1,260	-50	+5	-35
<b>FOB India</b>	10-50 mm, FeSi 70%	-	28 Oct   18.53 IST	\$1,325	-25	+75	+195

Weekly Assessment

**India: Silico manganese export prices drop in recent deals**

2024-10-29

[READ MORE](#)

**India: Ferro silicon prices remain stable amid market uncertainty, further hike expected**

2024-10-29

[READ MORE](#)



## Non Ferrous

### Aluminium (India)

Particular/Delivery	Size/Grade	Delivery	As On	Price	Change	1M	3M
Indian prices (in INR/MT)							
Aluminium Ingot P1020, Exy-Delhi	Ingot EC Grade 99.70%	Ex-Yard	29 Oct   17.18 IST	260,000	0	+ 6,000	+ 38,000
Aluminium Ingot ADC12, Exw-Delhi NCR	Automobile OEM Approved	Exw-Delhi NCR	08 Oct   16.51 IST	215,000	- 3,000	- 3,000	- 6,000
	Non-OEM	Ex-Works	23 Oct   17.32 IST	202,000	- 1,000	- 5,000	- 7,000
Aluminium Extrusion Scrap, Exy-Delhi	6063 & 6061 (Mix)	Ex-Yard	29 Oct   17.18 IST	196,000	0	- 500	+ 6,000
Aluminium Utensil Scrap, Exy-Delhi	Loose	Ex-Yard	29 Oct   17.18 IST	193,000	0	+ 8,000	+ 15,000
Aluminium Taint Tabor Scrap, Exy-Delhi	Loose	Ex-Yard	29 Oct   17.18 IST	181,000	0	- 2,000	+ 3,000
Aluminium Tense Scrap, Exy-Delhi	Solid (Loose)	Ex-Yard	29 Oct   17.18 IST	172,000	0	- 3,000	- 2,000
Aluminium Ingot P1020, Exy-Mumbai	Ingot EC Grade 99.70%	Ex-Yard	29 Oct   17.18 IST	247,000	+ 1,000	+ 2,000	+ 36,000
Aluminium Extrusion Scrap, Exy-Mumbai	6063 (Loose)	Ex-Yard	29 Oct   17.18 IST	206,000	0	- 4,000	+ 12,000
Aluminium Utensil Scrap, Exy-Mumbai	Utensil (Loose)	DAP	29 Oct   17.18 IST	198,000	0	0	+ 13,000
Aluminium Ingot ADC12, Exw-Chennai	Automobile OEM Approved	Exw-Chennai	08 Oct   16.51 IST	214,000	- 2,000	- 2,000	- 5,000
	Non-OEM	Ex-Works	23 Oct   17.32 IST	204,000	- 1,000	- 5,000	- 7,000
Aluminium Tense Scrap, Exy-Chennai	Solid (Loose)	Ex-Yard	29 Oct   17.18 IST	173,000	0	- 3,000	- 2,000

### Aluminium (Global)

Particular/Delivery	Size/Grade	Delivery	As On	Price	Change	1M	3M
Global prices (in USD/MT)							
Aluminium Extrusion Scrap, CFR Nhava Sheva, Middle East	6063 (Briquetted)	-	29 Oct   17.06 IST	\$2,440	- 20	+ 60	+ 190
Aluminium Taint Tabor Scrap, CFR Nhava Sheva, Middle East	Briquetted, Clean	-	29 Oct   17.06 IST	\$2,160	- 20	- 10	+ 140
Aluminium Taint Tabor, CFR Nahva Sheva, UK	Cut and sheared 9-10% attachment	-	29 Oct   17.06 IST	\$1,830	- 20	+ 50	+ 100
Aluminium Taint Tabor, CFR Nahva Sheva, US	HRB, Attachment 3%	-	29 Oct   17.06 IST	\$1,970	- 20	+ 20	+ 110
Aluminium Talk Scrap, CFR Nhava Sheva, Middle East	Solid (Clean)	-	29 Oct   17.06 IST	\$4,920	- 20	- 30	+ 460
Aluminium Talk, CFR Nahva Sheva, US	Solid (Clean)	-	29 Oct   17.06 IST	\$5,080	- 20	- 120	+ 460
Aluminium Tense Scrap, CFR Nhava Sheva, Middle East	Attachments 8-9%, Mix	-	29 Oct   17.06 IST	\$1,770	- 20	+ 10	+ 70
Aluminium Tense, CFR Nahva Sheva, US	Attachments 6-7%	-	29 Oct   17.06 IST	\$1,825	- 20	- 35	+ 15
Aluminium Wheel Scrap, CFR Nahva Sheva, UK	Solid (Loose)	-	29 Oct   17.06 IST	\$2,475	0	+ 25	+ 265
Aluminium Zorba 95-5, CFR Nhava Sheva, UK	20 mm, Solid (Shredded)	-	29 Oct   17.06 IST	\$2,070	- 20	+ 20	+ 110
Silicon Metal, CFR Mundra, China	Grade 553 Si- 98.5%	-	29 Oct   17.06 IST	\$1,730	0	+ 60	- 30

### Copper (India)

Particular/Delivery	Size/Grade	Delivery	As On	Price	Change	1M	3M
Indian prices (in INR/MT)							

<b>Copper Armature Scrap, Exy-Delhi</b>	Cu 99%	Ex-Yard	29 Oct   17.13 IST	748,000	+ 2,000	- 25,500	+ 20,400
<b>Copper Secondary CC Wire Rods, Exw-Delhi</b>	8 mm, Cu 99% min	Ex-works	29 Oct   17.13 IST	806,000	+ 10,000	- 23,000	+ 35,600
<b>Copper Primary CC Wire Rods, Exw-Delhi</b>	8 mm, Cu 99.99%	Ex-works	29 Oct   17.13 IST	840,000	+ 2,000	- 37,500	+ 44,800
<b>Brass Honey Scrap, Exy-Mumbai</b>	Cu 63% Zn 33%	DAP	29 Oct   17.13 IST	510,000	0	- 18,750	+ 10,600
<b>Copper Primary CC Wire Rods (CCR), Exy-Mumbai</b>	8 mm, Cu 99.99%	Ex-Yard	29 Oct   17.13 IST	856,000	+ 2,000	- 30,250	+ 59,800
<b>Copper Armature Scrap, Exy-Mumbai</b>	Cu - 98%	DAP	29 Oct   17.13 IST	779,000	0	- 23,000	+ 13,200

## Zinc (India)

Particular/Delivery	Size/Grade	Delivery	As On	Price	Change	1M	3M
Indian prices (in INR/MT)							
<b>Zinc Special High Grade Ingot, Exw-Delhi</b>	Ingot, Zn 99.99%	Ex-works	29 Oct   17.20 IST	298,000	+ 4,000	+ 7,625	+ 40,400
<b>Zinc Special High Grade Ingot, Exy-Mumbai</b>	Ingot, Zn 99.995%	Ex-Yard	29 Oct   17.20 IST	295,000	+ 6,000	+ 7,000	+ 42,200

## Lead (India)

Particular/Delivery	Size/Grade	Delivery	As On	Price	Change	1M	3M
Indian prices (in INR/MT)							
<b>Lead Remelted Ingot, Exw-Delhi</b>	Ingot, Pb 99%	Ex-works	29 Oct   17.21 IST	177,000	0	- 4,750	- 8,200
<b>Lead Primary Ingot, Exw-Delhi</b>	Ingot, Pb 99.99%	Ex-works	29 Oct   17.21 IST	190,000	0	- 9,250	- 15,000
<b>Lead Primary Ingot, Exy-Mumbai</b>	Ingot, Pb 99.99%	Ex-Yard	29 Oct   17.21 IST	184,000	- 1,000	- 7,500	- 9,800

### India: Imported aluminium scrap price trend

Prices in \$/t

Source: BigMint

Particular/Delivery/Region	Price \$/t	W-O-W Change (\$/t)
Tense Scrap, CFR Nhava Sheva, Middle East	1,770	-20
Extrusion 6063 Scrap, CFR Nhava Sheva, Middle East	2,440	-20
Zorba 95-5, CFR Nhava Sheva, UK	2,070	-20
Wheel Scrap, CFR Nhava Sheva, UK	2,475	0
Talint labor, CFR Nahva Sheva, US	1,970	-20
Silicon Metal 553, CFR Mundra, China	1,730	0

**India: Imported aluminium scrap prices edge down w-o-w ahead of Diwali**

2024-10-29

[READ MORE](#)

### BIR Summit: How China's scrap import restrictions prompted recyclers to look for offshore destinations?

2024-10-29

[READ MORE](#)



**Non-ferrous updates: 29-10-2024**

Commodity	LME 3M (\$/t)	%Change	LME Stocks (t)	%Change	MCX (INR/t)	%Change	SHFE (RMB/t)	%Change
Aluminium	2,645	-1.20%	7,46,200	-0.33%	2,41,000	-0.31%	20,895	+0.55%
Nickel	16,015	-0.94%	1,43,244	+5.70%	13,72,000	-1.29%	1,26,040	-0.27%
Copper	9,541	+1.66%	2,76,100	-0.24%	8,34,000	-0.41%	76,580	+0.14%
Zinc	3,139	+1.98%	2,47,075	+1.92%	2,88,000	-0.55%	25,005	-1.38%
Lead	2,030	-0.78%	1,90,175	-0.16%	1,80,000	-0.22%	16,715	-0.27%

% Change d-o-d basis | Source: LME, MCX, SHFE

**Base metals prices on LME show varied trends; stocks see mixed moments**

2024-10-29 10:42:59

[READ MORE](#)

### India: BigMint's billet index falls INR 150/t d-o-d - 29 Oct

29 Oct 2024

BigMint's billet index fell marginally by INR 150/tonne (t) today, settling INR 39,250/t exw Raipur on 29 October, 2024.

The index saw a marginal correction today, driven by fluctuating market sentiments and continued weak demand, especially in the semi-finished steel segment. Buyers limited purchases due to the upcoming festive holidays and prevailing weak market sentiment. However, as today was the 'Mahurat' trading day, a few bookings were heard concluded.

In finished steel market, rebar prices inched down by INR 200/t, while wire rod prices declined INR 300/t d-o-d. Furthermore, sponge iron prices in Raipur edged lower by INR 200/t d-o-d.

The conversion spread from sponge iron (PDRI) to billets for standalone furnaces in the region was recorded at INR 13,150/t.

#### Rationale -

This index has been derived based on transactions, offers, bids and indicative price data sets. Transactions are considered as T1 and given a weightage of 50% whereas other data sets are considered as T2 and given a weightage of

the balance 50%.

- **Transactions (T1)** - Two trades at INR 39,200-39,300/t were recorded during the 11:30 pm to 4:30 pm BigMint trading window and considered for final price calculation as T1 inputs. The average of these transactions was INR 39,204/t which is given a 50% weightage in the final price calculation.
- **Other price indicators - bids/offers/indicative (T2)** - Nine offers were reported in the trading window and considered as T2 inputs. The average price of these nine was INR 39,295/t and given a 50% weightage in the final price calculation.

The final price of billets exw-Raipur was at INR 39,250/t exw.

From BigMint Team - While it would be our earnest endeavour, at BigMint, to bring about transparent and unbiased price index reporting, we would request all our readers and subscribers for their feedback and if they could participate in the reporting of more transactions.

**For detailed methodology - [click here](#)**

India Domestic Raipur Billet Trade Updates - 29 Oct'24							BIGMINT	
Participant	Industry Type	Trade Type	*Price (INR/t)	Delivery	Time of Deal/Call	Data Set	Outlier	
P1	Trader	Offer	39,300	EXW	11:45	T2	No	
P2	Trader	Indicative	39,350	EXW	11:48	T2	Yes	
P3	Trader	Offer	39,350	EXW	13:04	T2	Yes	
P4	Trader	Indicative	39,450	FOR	13:05	T2	Yes	
P5	Seller	Offer	39,200	EXW	13:11	T2	No	
P6	Seller	Indicative	39,300	EXW	13:17	T2	No	
P7	Seller	Offer	39,350	EXW	13:27	T2	No	
P8	Trader	Indicative	39,250	EXW	15:05	T2	No	
P9	Buyer	Indicative	39,250	EXW	15:07	T2	No	
P10	Trader	Offer	39,300	FOR	15:34	T2	No	
P11	Trader	Offer	39,250	EXW	15:37	T2	No	
P12	Trader	Indicative	39,200	EXW	15:42	T2	Yes	
P13	Trader	Offer	39,250	EXW	15:52	T2	No	
P14	Trader	Offer	39,400	FOR	16:02	T2	No	
P15	Seller	Offer	39,400	FOR	16:05	T2	No	
P16	Seller	Offer	39,600	EXW	16:08	T2	Yes	
P17	Seller	Trade	39,200	EXW	16:13	T1	No	
P18	Trader	Trade	39,250	EXW	16:15	T1	No	

T1 - Trade, T2 - Offer/Bid/Indicative, \*Normalised price as per methodology

### India Domestic Billet Price Index EXW Raipur

- Credible & Transparent Prices
- Robust Methodology & Rationale
- IOSCO Compliance
- Independent View of the Market
- Enabling Informed Conversations & Negotiations

## Global Prices

### Global Prices - Region Wise



















Commodity	Particular	Grade/Size	Price	Change	W-O-W	1M	3M
<b>China</b>							
<i>Export</i>							
Billet	FOB China	125*125, BF Grade	NA	NA	NA	NA	NA
TMT (Re-Bar)	FOB China	Commerical	NA	NA	NA	NA	NA
Wire Rod	FOB China	5.5mm	NA	NA	NA	NA	NA
HRC	FOB China	2.5mm	\$510	+ 5	+ 5	0	+ 15
CRC	FOB China	0.90 mm	\$565	- 25	- 25	+ 40	+ 5
<i>Import</i>							
Iron Ore	CNF China	Lumps Fe 64/63%, South Africa	\$104	+ 3	+ 2	+ 2	0
Iron Ore	CNF China	Fines Fe 62%, Australia	\$104	+ 3	+ 3	- 4	0
Pellets	CNF China	6-20mm, BF Grade	\$123	- 5	- 5	+ 7	+ 4
Coking Coal	CNF China	Premium HCC, Australia	NA	NA	NA	NA	NA
Mill Scale	CNF China	70/68%	NA	NA	NA	NA	NA
FeCr	CNF China	HC 60%	¢93/lb	0	0	- 1	- 3
Mn Ore	CNF China	Mn 46% Lumps, Australia	NA	NA	NA	NA	NA
Mn Ore	CNF China	Mn 38%, South Africa	NA	NA	NA	NA	NA
<b>CIS Nations</b>							
<i>Export</i>							
Billet	FOB Black Sea	125*125, BF Grade	\$473	- 2	- 2	+ 13	- 12
Slabs	FOB Black Sea	Commercial	NA	NA	NA	NA	NA
Pig Iron	FOB Black Sea	Steel Grade	\$358	0	0	+ 6	- 47
TMT (Re-Bar)	FOB Black Sea	Commercial	NA	NA	NA	NA	NA
HRC	FOB Black Sea	2.5mm	\$505	+ 5	+ 5	+ 35	- 25
CRC	FOB Black Sea	0.90mm	\$610	0	0	+ 40	- 25
<b>Japan/Korea</b>							
<i>Export</i>							
HRC	FOB Korea	2.5mm	\$520	+ 5	+ 5	NA	NA
<i>Import</i>							
FeCr	CNF Japan	HC 60%	¢97/lb	0	0	- 2	- 4

Note:- W-O-W: Week On Week, 1M: Change over last month, 3M: Change over last 3 months, All prices are weekly assessment, Iron Ore are daily assessment




Commodity	Particular	Grade/Size	Price	Change	W-O-W	1M	3M
<b>India</b>							
<i>Export</i>							
Iron Ore	FOB India	Fines, Fe 58/57%	\$63	+ 3	+ 1	- 4	+ 4.5
Billet	FOB India	150*150mm	\$470	0	0	0	- 20
Pig Iron	FOB India	Steel Grade	NA	NA	NA	NA	NA
HRC	FOB India	2.5mm	\$535	- 25	NA	NA	NA
CRC	FOB India	0.9mm	\$640	0	0	+ 5	- 35
SiMn	FOB India	60/14%	\$832	0	- 3.4	+ 3	- 5.4
FeMn	FOB India	HC 75%	\$928	0	- 6.8	+ 4.5	- 76.2
FeSi	FOB Bhutan	70-75%	\$1,325	- 25	- 25	+ 75	+ 195
<i>Import</i>							
Iron Ore	CNF India	Lumps Fe 64%, South Africa	NA	NA	NA	NA	NA
Scrap	CNF India	HMS 1&2 ,Middle East	NA	NA	NA	NA	NA
Scrap	CNF India	Shredded, Europe	\$390	- 3	- 7.2	- 10	- 26.2
Coking Coal	CNF India	Premium HCC, Australia	\$214	0	- 1.6	- 6.5	- 16.4
Non-Coking Coal	CNF India	RB2 5500 NAR, South Africa	NA	NA	NA	NA	NA
Met Coke	CNF India	62%, China	NA	NA	NA	NA	NA
Pellets	CNF India	6-20mm, BF Grade	NA	NA	NA	NA	NA
Wire Rod	CNF India	5.5mm, China	NA	NA	NA	NA	NA
HRC	CNF India	2.5mm, China	\$540	+ 5	+ 5	0	+ 5
HRC	CNF India	2.5mm, Korea	\$550	0	0	NA	NA
CRC	CNF India	0.90mm, China	\$585	- 25	- 25	+ 40	+ 5
HR Plate	CNF India	A 36	NA	NA	NA	NA	NA
Mn Ore	CNF India	Mn 38%, South Africa	NA	NA	NA	NA	NA
<b>Europe &amp; US</b>							
<i>Export</i>							
Pig Iron	FOB Brazil	Steel Grade	\$432	0	0	- 5	- 10
<i>Import</i>							
Scrap	CFR Turkey	HMS (80:20), US	\$360	- 4	- 10.6	- 15.25	- 24.4
HRC	CIF Europe	2.5mm	NA	NA	NA	NA	NA
<b>Middle East &amp; Africa</b>							
<i>Export</i>							
Iron Ore	FoB South Africa	Lumps, Fe 64/63%	NA	NA	NA	NA	NA
Non Coking Coal	FoB South Africa	RB2 5500 NAR	NA	NA	NA	NA	NA
<i>Import</i>							
Billet	CNF Dubai	125*125, China	NA	NA	NA	NA	NA
HRC	CNF Dubai	2.5mm, China	\$535	0	0	NA	- 5

Note:- W-O-W: Week On Week, 1M: Change over last month, 3M: Change over last 3 months, All prices are weekly assessment, Iron Ore are daily assessment

## LIVE TENDERS

COMPANY	TYPE	GRADE	QUANTITY	EXPIRY DATE	LOCATION	VIEW
<b>Aluminium</b>						
Yantra India Limited	Buy	Aluminium Alloy Billet	82 MT	30 Oct, 2024	 Nagpur, Maharashtra, India	<a href="#">VIEW</a>
Yantra India Limited	Buy	Aluminium Ingot	79 MT	01 Nov, 2024	 Nagpur, Maharashtra, India	<a href="#">VIEW</a>
Munitions India Limited	Buy	Aluminium Alloy Extruded Bar	68 MT	02 Nov, 2024	 Tiruchchirappalli, Tamil Nadu, India	<a href="#">VIEW</a>
MIDHANI	Buy	Aluminium Granules	25 MT	18 Nov, 2024	 Hyderabad, Telangana, India	<a href="#">VIEW</a>
<b>Bauxite</b>						
SAIL	Buy	Calcined Bauxite	1,124 MT	04 Nov, 2024	 Durgapur, West Bengal, India	<a href="#">VIEW</a>
<b>Billet/Ingot/Slab</b>						
RINL	Sell	Bloom	645 MT	30 Oct, 2024	 Visakhapatnam, Andhra Pradesh, India	<a href="#">VIEW</a>
RINL	Sell	Bloom	275 MT	30 Oct, 2024	 Vishakhapatnam, Andhra Pradesh, India	<a href="#">VIEW</a>
<b>Coking</b>						
RINL	Sell	Coke Dust & Sludge	6,111 MT	30 Oct, 2024	 Visakhapatnam, Andhra Pradesh, India	<a href="#">VIEW</a>
<b>Copper</b>						
IndiaOptel	Buy	Copper Wire Rod	178 MT	08 Nov, 2024	 Chandigarh, Punjab, India	<a href="#">VIEW</a>
<b>Dolomite</b>						
NMDC	Buy	BF Grade Dolomite	218,267 MT	05 Nov, 2024	 Jagdalpur, Chattisgarh, India	<a href="#">VIEW</a>
<b>Ferro Boron</b>						
Arcelor Mittal	Buy	Ferro Boron	40 MT	02 Nov, 2024	 Hazira, Gujarat, India	<a href="#">VIEW</a>
<b>Ferro Chrome</b>						
SAIL	Buy	High Carbon Ferro Chrome	4,200 MT	04 Nov, 2024	 Salem, Tamil Nadu, India	<a href="#">VIEW</a>
<b>Ferro Molybdenum</b>						
Yantra India Limited	Buy	Ferro Molybdenum	5 MT	12 Nov, 2024	 Jabalpur, Madhya Pradesh, India	<a href="#">VIEW</a>
Arcelor Mittal	Buy	Ferro Molybdenum	50 MT	01 Nov, 2024	 Hazira, Gujarat, India	<a href="#">VIEW</a>
<b>Ferro Silicon</b>						
RWF	Buy	Ferro Silicon	1,100 MT	10 Dec, 2024	 Bengaluru, Karnataka, India	<a href="#">VIEW</a>
<b>Fines/Lumps</b>						
KIOCL	Buy	Fe:63.50% Iron Ore Fines	200,000 MT	31 Oct, 2024	 Bangalore, Karnataka, India	<a href="#">VIEW</a>
SAIL	Sell	Iron Ore Tailings	31,740 MT	30 Oct, 2024	 Sundargarh, Odisha, India	<a href="#">VIEW</a>
<b>Melting Scrap</b>						
NTPC	Sell	Melting Scrap	505 MT	30 Oct, 2024	 Narsinghpur, Madhya Pradesh, India	<a href="#">VIEW</a>
IMFA	Sell	Melting Scrap	268 MT	30 Oct, 2024	 Cuttack, Odisha, India	<a href="#">VIEW</a>
<b>Non Coking</b>						
NMDC	Sell	Anthracite Coal	20,000 MT	01 Nov, 2024	 Bellary, Karnataka, India	<a href="#">VIEW</a>
APMDC	Sell	Non Coking Coal G7	100,000 MT	01 Nov, 2024	 Vijayawada, Andhra Pradesh, India	<a href="#">VIEW</a>
APMDC	Sell	G7 Non Coking Coal	125,000 MT	01 Nov, 2024	 Vijayawada, Andhra Pradesh, India	<a href="#">VIEW</a>
IndraprasthaPowerGenerationCoLtd	Sell	Coal Mill Reject	19,621 MT	04 Nov, 2024	 Delhi, Delhi, India	<a href="#">VIEW</a>
<b>Pig Iron</b>						



COMPANY	TYPE	GRADE	QUANTITY	EXPIRY DATE	LOCATION	VIEW
SAIL	Sell	Pig Iron	2,000 MT	30 Oct, 2024	 Rourkela, Odisha, India	<a href="#">VIEW</a>
SAIL	Sell	Pig Iron	2,500 MT	30 Oct, 2024	 Durgapur, West Bengal, India	<a href="#">VIEW</a>
<b>Silico Manganese</b>						
NMDC	Buy	Silico Manganese	1,800 MT	04 Nov, 2024	 Jagdalpur, Chattisgarh, India	<a href="#">VIEW</a>

[View All](#)



Formerly SteelMint / CoalMint

**Contact:**

[info@bigmint.co](mailto:info@bigmint.co)

+91 97700 56666

**Disclaimer:** BigMint has taken due care and caution in compilation of content. Information is just for reference not intended for trading purpose or to address your particular requirement. The content includes facts, views and opinions are of individuals and not that of the BigMint management. We and our content licensors do not guarantee or warrant the accuracy, completeness or timeliness of, or otherwise endorse these views, and opinions. BigMint and its affiliates, or their employees, directors or agents shall not be liable or responsible for any loss or costs or any action whatsoever arising out of use or relying on the spot prices disseminated.