



BIGMINT

Formerly SteelMint / CoalMint

Issue 1274,

Daily Steel Report

HIGHLIGHTS

31 Aug 2024, Sat

[Intel & Insights](#)

[Snap Shot - Global Prices \(USD/MT\)](#)

[Snap Shot - Indian Domestic Prices \(INR/MT\)](#)

[Iron Ore](#)

[Coal](#)

[Scrap & Metallica](#)

[Steel](#)

[Ferro Alloy](#)

[Non Ferrous](#)

[India Domestic Billet Index](#)

[Global Prices - Region Wise](#)

[Live Tenders](#)

INDIA

Iron Ore

India: PELLEX falls by INR 150/t (\$2/t) following drop in offers [READ MORE >](#)

India: Pellet prices remain supportive in Karnataka amid improved trades [READ MORE >](#)

India: KSMCL to auction over 200,000 t of iron ore from Karnataka [READ MORE >](#)

India: JSW to auction around 100,000 t of iron ore fines from Odisha [READ MORE >](#)

Coal

Indonesian thermal coal prices drop w-o-w on dull demand [READ MORE >](#)

India: Portside non-coking coal prices remain under pressure on limited inquiries [READ MORE >](#)

Scrap & Metallics

South Asia: India's imported scrap demand remains slack; suppliers anticipate prices bottoming out [READ MORE >](#)

India: Sponge iron prices rise d-o-d in key locations - 30 Aug [READ MORE >](#)

India: BigMint's scrap index improves by INR 200/t amid steady market-30 Aug'24 [READ MORE >](#)

BigMint's Daily Trade Sheet - 29 Aug'24 [READ MORE >](#)

Steel

India: BigMint's billet index remains range-bound despite improved buying in finished steel - 30 Aug [READ MORE >](#)

India's steel capacity addition figures must be recalibrated, says ex-steel secy [READ MORE >](#)

Indian DRI, billet and rebar update - 30 Aug [READ MORE >](#)

Indian tier 1 mills hike rebar prices by up to INR 1,000/t (\$12/t); trade market follows suit [READ MORE >](#)

India's Brand-wise Rebar Offers from BF and IF route mills -30 Aug [READ MORE >](#)

Ferro Alloy

India: Chrome ore dispatches fall by 28% m-o-m in Jul'24 [READ MORE >](#)

Non Ferrous

India: Domestic zinc, lead prices remain stable w-o-w [READ MORE >](#)

India's aluminium alloyed ingot imports rise over 25% m-o-m in July'24 on competitive pricing and surplus supp... [READ MORE >](#)

India: Balco cuts aluminium P1020 ingot prices by INR 3,750/t (\$45/t) [READ MORE >](#)

Base metal prices on LME show downward trends; stocks witness mixed movements [READ MORE >](#)

India: Hindalco cuts aluminium ingot prices by INR 4,000/t (\$48/t) [READ MORE >](#)

Stainless Steel

India's imported stainless steel scrap prices rise w-o-w [READ MORE >](#)

India: Stainless steel scrap arrival hits 8-month high amid seasonal demand [READ MORE >](#)

Ship Breaking

India: Melting scrap prices inch up by INR 200/t d-o-d in Alang [READ MORE >](#)

CHINA

China: Iron ore spot prices edge up d-o-d amid improved trading activity [READ MORE >](#)

Some Chinese steel mills initiate 7th coke price cut [READ MORE >](#)

China: Steel billet prices fall by RMB 30/t (\$4/t) d-o-d [READ MORE >](#)

China's HRC-rebar price spread to recover in Sep'24 [READ MORE >](#)

China's steel exports up 20% over Jan-Jul'24. Protectionism a challenge, going forward [READ MORE >](#)

SOUTH ASIA

India: Around 8,500 t sponge iron export deals conclude for Nepal, Bangladesh

[READ MORE >](#)

SOUTH EAST ASIA

SE Asia: Imported billet prices rise w-o-w amid recovery in Chinese rebar futures

[READ MORE >](#)

FAR EAST ASIA

South Korea: Ferrous scrap inventory rises 5% w-o-w for first time in 4 weeks

[READ MORE >](#)

Japanese H2 scrap export offers drop for 7th consecutive week amid weak demand, economic pressures

[READ MORE >](#)

South Korea: Scrap arrivals at major ports rise by over 20% w-o-w

[READ MORE >](#)

South Korea's HRC exports, imports show downtrend in Jul'24

[READ MORE >](#)

S.Korea: POSCO to maintain stainless steel prices for Sep'24

[READ MORE >](#)

MEA (MIDDLE EAST AFRICA)

UAE: Domestic ferrous scrap index hits 6-month low; firm price outlook after ESA rebar price hike

[READ MORE >](#)

OCEANIA

BHP predicts slight surplus in seaborne met coal supply during CY'25

[READ MORE >](#)

UAE: Domestic ferrous scrap index hits 6-month low; firm price outlook after ESA rebar price hike

Aug 30, 2024 20:04

This week, the UAE domestic scrap market continued its downtrend, with prices dropping by AED 45/tonne (\$12/t), reaching levels not seen since 18 March 2024--a six-month low. This decline reflects a weak market with no significant

demand. BigMint's bi-weekly assessment showed a notable decrease in HMS (80:20) processed scrap prices, which fell to AED 1,220/t (\$332/t) DAP Abu Dhabi, down from AED 1,265/t (\$344/t) in the previous week. An official

Continued

SNAP SHOT - GLOBAL PRICES (USD/MT)

Commodity	Particular	Size, Grade	As on	Price	Change	1M	3M
Iron Ore Fines ¹	China Imports	Fines, Fe 62%	30 Aug 10.08 IST	\$101	+1	-1	-8
Iron Ore ¹	Indian Imports	Lumps, Fe 64%	29 Aug 11.33 IST	\$110.5	+5	+1.5	-6.5
Pellets (Brazil) ²	China Imports	6-20 mm, Fe 65%	28 Aug 13.45 IST	\$123	+7	+4	0
Pellets (India) ²	China Imports	6-20 mm, Fe 63%	30 Aug 18.54 IST	\$108	-2	+2	-2
Coking ²	Australia Exports	Premium HCC	30 Aug 11.30 IST	\$198	+2	-18.8	-51.6
Non Coking ²	India Imports	RB2, S.Africa	30 Aug 13.21 IST	\$110	0	-1.2	-3
Graphite Electrode ²	China Exports	600mm, UHP	26 Aug 18.40 IST	15,250 RMB/t	-800	-800	-1,100
Scrap ²	India Imports	Shredded	30 Aug 18.35 IST	\$390	0	-25	-27.6
Scrap ²	Turkey Imports	HMS 80:20	30 Aug 18.35 IST	\$365	+1	-23	-15.2
Scrap ²	Pakistan Imports	Shredded	30 Aug 18.35 IST	\$400	0	-28.4	-22
Scrap ²	Bangladesh Imports	Shredded	30 Aug 18.35 IST	\$400	0	-29.2	-23.2
Scrap (Ship Breaking) ²	India Imports	Containers	27 Aug 11.42 IST	\$520	0	-10	-40
Billet ²	India Exports	150*150, 3SP/4SP	30 Aug 18.05 IST	\$490	0	0	NA
Billet ²	Russia Exports	130*130, 3SP	30 Aug 18.05 IST	\$468	-2	-22	-27
Billet ²	Iran Exports	130*130, 3SP	30 Aug 18.05 IST	\$465	0	-5	-13
Billet ²	Philippines Import	150*150, 3SP	30 Aug 18.03 IST	\$470	0	-17.5	-52.5
Sponge Iron ²	India Exports	-	-	-	-	-	-
Pig Iron ²	Russia Exports	Steel Grade	24 Aug 11.32 IST	\$390	-2	-17	-22
HRC ²	China Exports	3-12mm, SS400	27 Aug 18.50 IST	\$465	+10	-30	-65
Wire Rod ²	Nepal Import	5.5-6.0mm, Commercial Grade	24 Aug 13.10 IST	\$530	0	0	-62
HRC ²	India Exports	2.5 mm, SAE1006	23 Apr 18.30 IST	\$560	0	-15	-40
HRC ²	South Korea Exports	1.6-2.5mm, SAE 1006	13 Aug 18.46 IST	\$520	-30	-30	NA
HRC (China) ²	Vietnam Imports	2-3mm, SAE 1006	27 Aug 18.45 IST	\$485	-15	-35	-70
HRC (China) ²	Dubai Imports	2-3mm, SAE 1006	27 Aug 18.45 IST	\$485	-15	-35	-70
CRC ²	India Exports	0.9 mm, IS 513 Gr.O	28 Aug 18.24 IST	\$655	-10	-20	NA
CRC ²	China Exports	0.90mm, SPCC	28 Aug 18.24 IST	\$520	0	-40	-85
HR Plate ²	China Exports	5-10mm, SS 400	28 Aug 18.25 IST	\$480	0	-45	-75
GP ²	China Exports	DX51D+z80, Width 1,000-1,500 mm, thickness 0.5-2mm	29 Aug 17.29 IST	\$590	+20	-25	-60
Silico Manganese ²	India Exports	25-150 mm, HC 65-16	30 Aug 18.45 IST	\$935	0	-31.8	-301.4
Ferro Chrome ²	China Import	10-150mm, HC 60%	28 Aug 10.26 IST	¢95 /lb	-0.5	-1	-3.5
Manganese Ore ²	India Imports	Lumps, Mn 37%,	24 Aug 11.09 IST	\$4/dmtu	0	-0.65	-2.45
Ferro Manganese ²	India Exports	25-150 mm, HC 75%	30 Aug 18.46 IST	\$950	-2	-62.2	-287
Ferro Silicon ²	Bhutan Exports	10-50 mm, FeSi 70%	26 Aug 18.34 IST	\$1,155	+25	-45	-135

1-Daily Assessment, 2-Weekly Assessment, 3-Monthly Assessment, W-O-W: Week On Week, 1M: Change over last month, 3M: Change over last 3 months

Indian tier 1 mills hike rebar prices by up to INR 1,000/t (\$12/t); trade market follows suit

Aug 30, 2024 17:34

India's leading tier 1 mills have increased list prices of rebar by INR 750-1,000/tonne (\$9-12/t) during the week. Current list prices are hovering around INR 50,000-51,000/t (\$596-608/t) on landed basis. It may be noted here

that mills have reduced prices earlier this month. Following the price hike, trade-level rebar prices witnessed a rise on weekly basis across major markets. Meanwhile, buying activities continued to remain weak in the traders' view.

Continued

SNAP SHOT - INDIAN DOMESTIC PRICES (INR/MT)

Commodity	Particular	Size, Grade	As on	Price	Change	1M	3M
Fines/lumps ²	Iron Ore Index	5-18 mm, Fe 63%, DR Grade	24 Aug 14.36 IST	5,750	0	-250	-2,050
Fines/lumps ²	Iron Ore Index	0-10 mm, Fe 63%	24 Aug 14.36 IST	4,500	-100	-350	-1,500
Iron Ore ³	NMDC	6-40 mm, Fe 65.5%	07 Aug 11.13 IST	5,350	NA	NA	-1,100
Iron Ore ³	NMDC	0-10 mm, Fe 64%	07 Aug 11.05 IST	4,610	NA	NA	-1,000
Pellets ²	Raipur	6-20 mm, Fe 63%,	30 Aug 18.41 IST	8,900	-200	-200	-2,650
Pellets ²	Bellary	6-20 mm, Fe 63%	30 Aug 18.41 IST	9,400	+50	-450	-1,150
Met Coke ²	Ex-India (East)	25-90 mm, Blast Furnace-grade	28 Aug 18.15 IST	34,200	-600	-600	-1,300
Graphite Electrode ³	Ex-India	600mm, UHP	24 Jun 19.11 IST	325,000	0	0	0
Mill Scale ²	FoR-Kandla	Fines, Fe 70/68%	28 Aug 18.34 IST	6,600	-50	-175	-950
Hms ¹	Ex-Mumbai	HMS	30 Aug 17.41 IST	32,500	0	-500	-3,500
Hms ¹	Ex-Alang	HMS	30 Aug 17.41 IST	34,200	+200	-1,300	-4,500
Pig Iron ¹	Ex-Durgapur	Steel Grade	30 Aug 17.39 IST	36,200	0	-1,000	-3,800
Pig Iron ¹	Ex-Ludhiana, Foundary	Foundry Grade	30 Aug 13.31 IST	43,500	0	0	-2,300
Sponge Pellet ¹	Ex-Raipur	Lumps, FeM 80%, +/-1	30 Aug 17.25 IST	24,850	+150	-100	-2,850
Billet ¹	Ex-Mumbai	100x100mm, IS 2831	30 Aug 17.45 IST	40,900	-100	-100	-5,200
Billet ¹	Ex-Raipur	100x100mm, IS 2831	30 Aug 17.45 IST	38,350	+50	-450	-5,950
TMT (Re-Bar) Secondary mills ¹	Ex-Mumbai	12-25mm, IF Route, Fe 500, IS 1786	30 Aug 13.38 IST	45,800	0	+1,100	-5,900
TMT (Re-Bar) Secondary mills ¹	Ex-Delhi/NCR	12-25mm, IF Route, Fe 500, IS 1786	30 Aug 13.38 IST	45,000	0	-1,800	-6,000
TMT (Re-Bar) ²	Ex-Mumbai	12-32mm, BF Route, IS 1786 Fe 500D	30 Aug 17.33 IST	50,300	+700	-500	-7,800
Structure ¹	Ex-Mumbai	40x40 Angle, IF Route, IS 2062/2011 E-250 Gr A	30 Aug 10.23 IST	48,500	0	0	-4,800
Wire Rod ¹	Ex-Raipur	5.5 mm, SWRY 14 LC Gr 3, Induction route	30 Aug 17.21 IST	42,200	0	-700	-5,800
HRC ²	Ex-Delhi	2.5-8mm / CTL, IS2062, Gr E250 Br.	30 Aug 17.57 IST	49,800	-600	-1,250	-4,800
HRC ²	Ex-Mumbai	2.5-8mm / CTL, IS2062, Gr E250 Br.	30 Aug 17.57 IST	50,000	-300	-1,250	-3,900
CRC ²	Ex-Delhi	0.90mm / CTL, IS 513, CR1	30 Aug 18.03 IST	57,500	-500	-1,350	-3,400
CRC ²	Ex-Mumbai	0.90mm / CTL, IS 513, CR1	30 Aug 18.03 IST	57,300	-100	-1,400	-3,400
HR Plate ²	Ex-Mumbai	5-10mm, Gr E250 Br.	28 Aug 18.13 IST	50,500	0	-1,100	-4,500
GP ²	Ex-Mumbai	0.8mm / CTL, 120 GSM, IS277	29 Aug 18.11 IST	60,300	0	-2,100	-4,600
Silico Manganese ²	Ex-Raipur	25-150 mm, HC 60-14	30 Aug 18.45 IST	67,900	-400	-1,110	-25,140
Ferro Manganese ²	Ex-Raipur	25-150 mm, HC 70%	30 Aug 18.41 IST	73,600	-400	-1,640	-23,340
Ferro Chrome ²	Ex-Jajpur	10-150mm, HC 60%, Si- 4%	30 Aug 10.21 IST	107,000	+300	+1,150	+1,100
Manganese Ore ²	Ex Balaghat, MOIL	Lumps, Mn 37%, Fe 7.5%	01 Aug 13.27 IST	15,146	-5,601	-5,601	NA
Chrome Ore ²	Ex-Odisha OMC, E-auction	Lumps, Friable 48-50%	21 Aug 18.29 IST	23,721	-424	NA	NA

*Basic Price GST @ 18% extra

1-Daily Assessment, 2-Weekly Assessment, 3-Monthly Assessment, W-O-W: Week On Week, 1M: Change over last month, 3M: Change over last 3 months

Iron Ore

Iron Ore (India)

Particular/Delivery	Size/Grade	Delivery	As On	Price	Change	1M	3M
Indian prices (in INR/MT)							
Odisha Iron Ore Index	0-5mm, Fe 57%	Ex-mines	29 Aug 18.48 IST	2,400	0	-300	-1,250
	5-18 mm, Fe 63%, DR Grade	Ex-mines	24 Aug 14.36 IST	5,750	0	-200	-2,050
	10-30mm, Fe 63%, BF Grade	Ex-mines	24 Aug 14.36 IST	5,050	0	0	-1,850
	0-10 mm, Fe 63%	Ex-mines	24 Aug 14.36 IST	4,500	-100	-200	-1,500
	0-10mm, Fe 60%	Ex-mines	24 Aug 14.36 IST	3,750	0	-200	-1,250
	0-10mm, Fe 62%	Ex-mines	24 Aug 14.36 IST	4,200	-100	-300	-1,250
	5-18 mm, Lumps, Fe 60%	Ex-mines	24 Aug 14.36 IST	5,000	0	-100	-1,700
	10-30 mm, lumps, Fe 60%	Ex-mines	24 Aug 14.36 IST	4,500	0	-100	-1,550
OMC Gandhamardan	10-40 mm, Fe 62%	Ex-Mines	20 Aug 13.32 IST	4,600	-100	-100	-1,650
OMC Daitari	0 -5 mm, Fe 62-64%	Ex-Mines	20 Aug 13.32 IST	4,000	-800	-800	-1,930
	10-40 mm, Fe 62%	Ex-Mines	20 Aug 13.32 IST	5,210	+150	+150	-1,800
OMC Kurmitar (Koira)	0 -5 mm, Fe 62-60%	Ex-Mines	20 Aug 13.32 IST	3,500	-600	-600	-1,450
	10-40 mm, Fe 62%	Ex-Mines	20 Aug 13.32 IST	5,150	+150	+150	-1,650
OMC Gandhamardan	0 -5 mm, Fe 62-60%	Ex-Mines	20 Aug 13.32 IST	3,450	-800	-800	-1,850
OMC Guali	5-18 mm, Fe 62%	Ex-mines	20 Aug 13.32 IST	5,105	-150	-150	-1,050
	Fines -5 mm, Fe 60-62%	Ex-mines	20 Aug 13.32 IST	4,100	-300	-300	-1,550
OMC Jilling	Fines -5 mm, Fe 60-62%	Ex-mines	20 Aug 13.32 IST	4,250	-250	-250	-1,400
	5-18 mm, Fe 62%	Ex-mines	20 Aug 13.32 IST	5,700	-150	-150	-1,750
NMDC, Chhattisgarh	6-40 mm, Fe 65.5%	F.O.R Siding	07 Aug 11.13 IST	5,350	NA	NA	-1,100
	0 -10 mm, Fe 64%	F.O.R Siding	07 Aug 11.05 IST	4,610	NA	NA	-1,000
	10-40 mm, Fe 67%, DR CLO	F.O.R Siding	07 Aug 11.05 IST	6,420	NA	NA	-1,100
	10-150 mm, Fe 65.5%	F.O.R Siding	07 Aug 11.05 IST	5,320	NA	NA	-1,130
Chandrapur, Maharashtra	0-10mm, Fe 63%	FoR Ballarshah	30 Aug 16.36 IST	5,150	-100	-950	-950
Ex-Bellary	0-10 mm, Fe 62%	Ex-Mines	29 Aug 18.21 IST	4,500	+100	-600	-1,100
	0-10 mm, Fe 57%	Ex-Mines	29 Aug 18.21 IST	2,650	0	-450	-850
Karnataka e-auction	Fines 0 -5 mm, Fe 60%	Ex-Mines	31 Jul 13.59 IST	3,200	-500	-500	-500
	Lumps 10-20mm, Fe 63%	Ex-Mines	31 Jul 13.59 IST	4,300	-400	-400	-550

Pellets (India)

Indian prices (in INR/MT)							
Ex-Barbil	6-20 mm, Fe 63%, (+/- 0.5%)	FOR Siding	30 Aug 18.41 IST	7,050	-50	-325	-1,925
Ex-Durgapur	6-20 mm, Fe 63%, (+/- 0.5%)	Ex-Works	30 Aug 18.41 IST	7,700	-100	-450	-2,125
Ex-Jamshedpur	6-20 mm, Fe 63%	Ex-Works	06 Aug 18.55 IST	8,050	-50	-100	-1,375
Ex-Jharsugda	6-20 mm, Fe 63%, (+/- 0.5%)	Ex-Works	30 Aug 18.41 IST	7,800	-100	-100	-2,200
Ex-Raipur	6-20 mm, Fe 63%, (+/- 0.5%)	Ex-Works	30 Aug 18.41 IST	8,900	-200	-200	-2,650
Ex-Kandla	6-20 mm, Fe 64/63%	DAP	30 Aug 18.41 IST	10,200	0	-500	-1,800
Ex-Bellary	6-20 mm, Fe 63%	Ex-Works	30 Aug 18.41 IST	9,400	+50	-450	-1,150

Weekly Assessment, GST @ 5% extra., Barbil and Kandla - Prices Loaded to Wagons

Concentrates (India)

Indian prices (in INR/MT)							
Ex-Jabalpur	-45 micron, Fe 63%	Ex-works	28 Aug 17.24 IST	3,900	-100	-200	-1,100

Iron Ore (Global)

Global prices (in USD/MT)							
CNF China	Fines, Fe 61.5% (Australia Origin)	-	30 Aug 10.08 IST	\$99	+1	-1	-8
CNF China	Fines, Fe 62% (Australia Origin)	-	30 Aug 10.08 IST	\$101	+1	-1	-8
CNF China	Fines, Fe 62.5% (Brazil Origin)	-	30 Aug 18.17 IST	\$103	0	-2	-8
CNF China	Fines, Fines 63/62% (India origin)	-	30 Aug 18.17 IST	\$95	0	+1	-1
CNF China	Lumps, Fe 64/63% (South Africa Origin)	-	30 Aug 18.17 IST	\$103	0	0	-6
CNF China	Lumps, USD/dmtu	-	30 Aug 10.08 IST	\$0.155	0	-0.0125	-0.01
CNF China	Fines, Fe 55% (India Origin)	-	29 Aug 18.41 IST	\$65.5	-1.5	+2	+0.5

CNF China	Fines, Fe 56% (India Origin)	-	29 Aug 18.41 IST	\$68.5	-1.5	+2	+0.5
CNF China	Fines, Fe 57% (India origin)	-	29 Aug 18.41 IST	\$71.5	-1.5	+2	+0.5
CNF India	Lumps, Fe 64% (South Africa origin)	-	29 Aug 11.33 IST	\$110.5	+5	+1.5	-6.5
FOB India	Fines, Fe 57% (India origin)	-	29 Aug 18.43 IST	\$58.5	-1.5	+0.5	+1.5

Prices on DMT basis (Daily Assessment) , India- Single Port Loading , FOB prices including demurrage , June to November: Moisture@ 10% , December to May: Moisture@ 8% , Or, actual moisture as per cargo certificate submitted by shipper to be adjusted

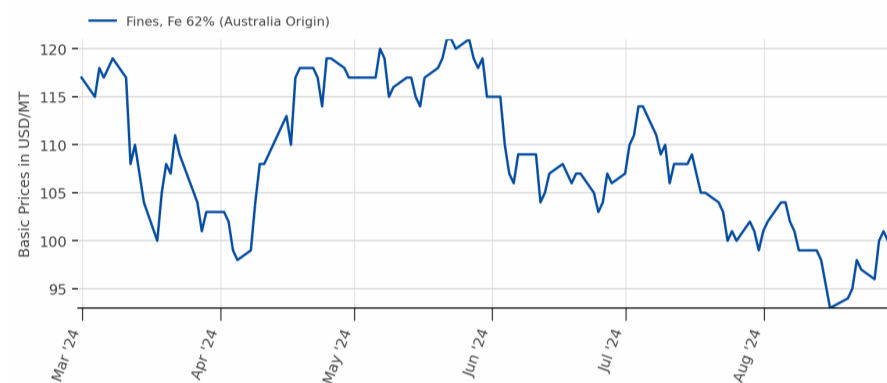
Pellets (Global)

Global prices (in USD/MT)

CNF China	6-20 mm, Fe 63% (India Origin)	-	30 Aug 18.54 IST	\$108	-2	+2	-2
	6-20 mm, Fe 65% (Brazil Origin)	-	28 Aug 13.45 IST	\$123	+7	+4	0
FOB India	6-20 mm, Fe 63%	-	30 Aug 18.52 IST	\$95	-2	+2	-1
CNF China	5-20mm, Fe 63%	-	29 Aug 12.08 IST	\$7.75	+0.35	+1.25	+3.55
	6-20mm	-	29 Aug 12.08 IST	\$16.9	-0.1	+0.6	+4.4

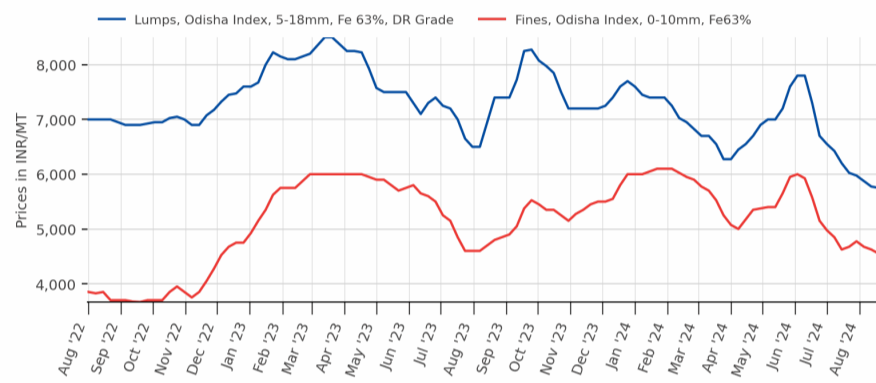
Note:- W-O-W: Week On Week, 1M: Change over last month, 3M: Change over last 3 months

Iron Ore Fines, CNF Rizhao China

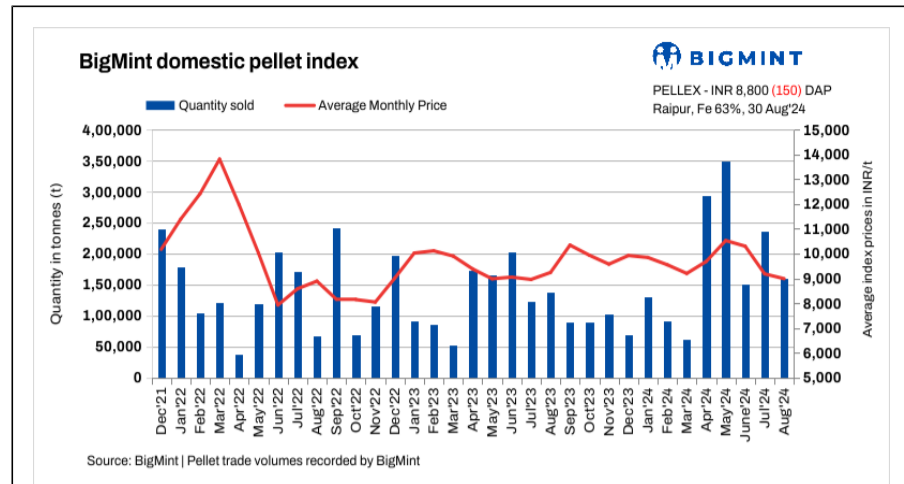


Source:BigMint

Odisha Iron Ore Price Index (Lumps & Fines)



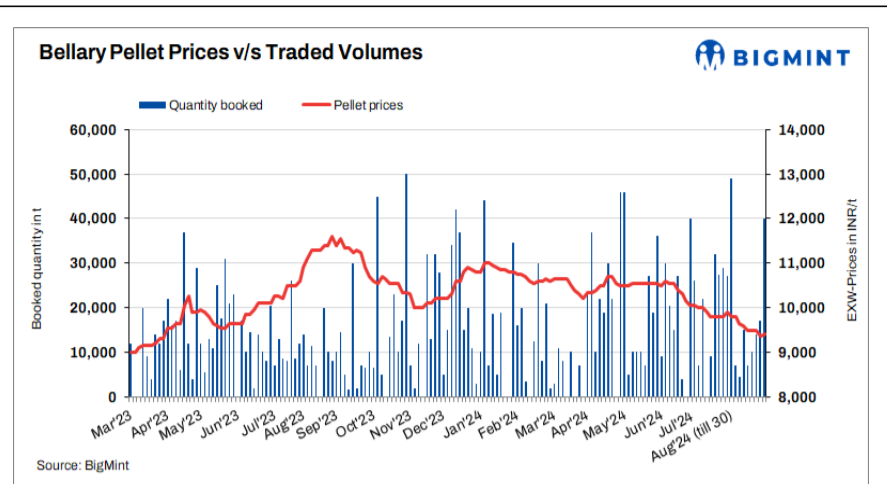
Source:BigMint



India: PELLEX falls by INR 150/t (\$2/t) following drop in offers

2024-08-30

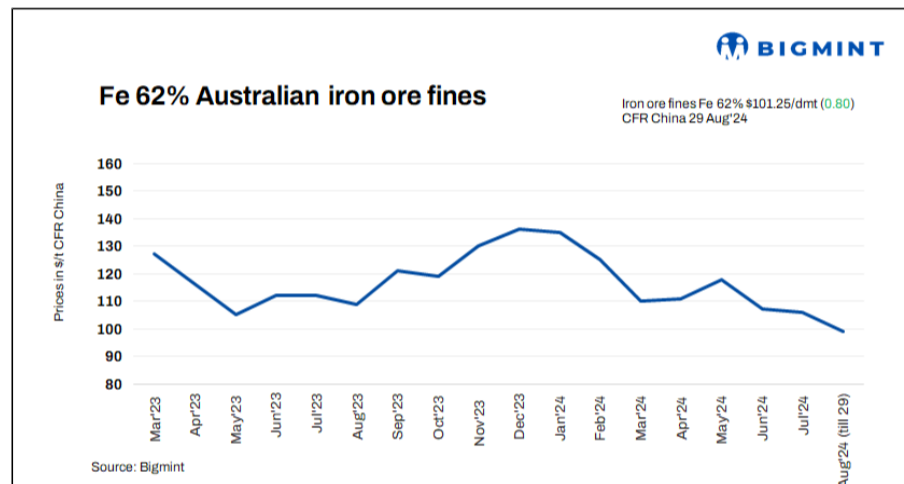
[READ MORE](#)



India: Pellet prices remain supportive in Karnataka amid improved trades

2024-08-30

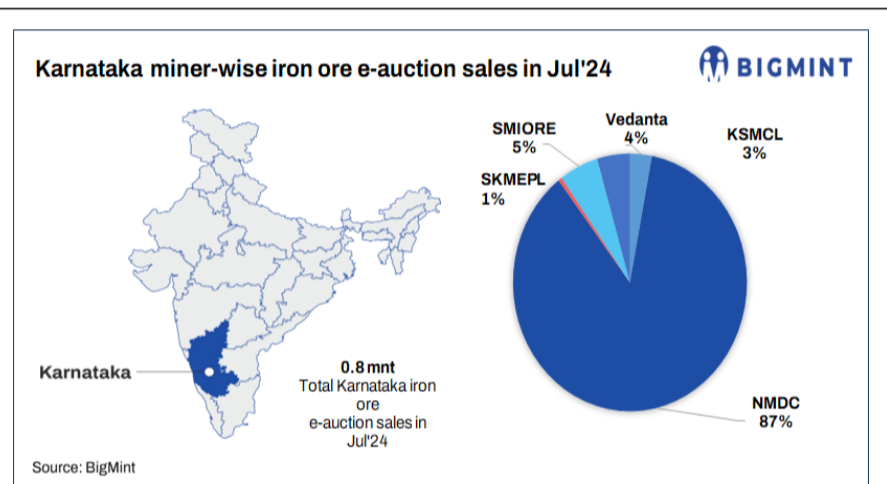
[READ MORE](#)



China: Iron ore spot prices edge up d-o-d amid improved trading activity

2024-08-30

[READ MORE](#)



India: KSMCL to auction over 200,000 t of iron ore from Karnataka

2024-08-30

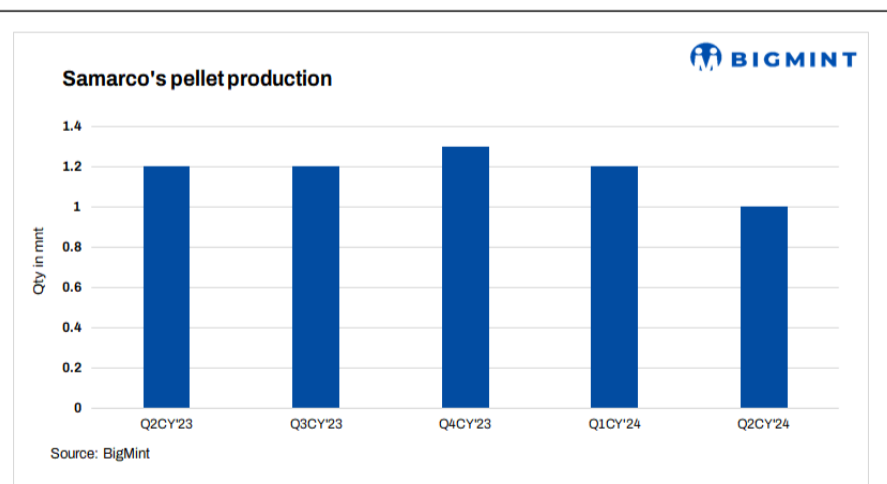
[READ MORE](#)



India: JSW to auction around 100,000 t of iron ore fines from Odisha

2024-08-30

[READ MORE](#)

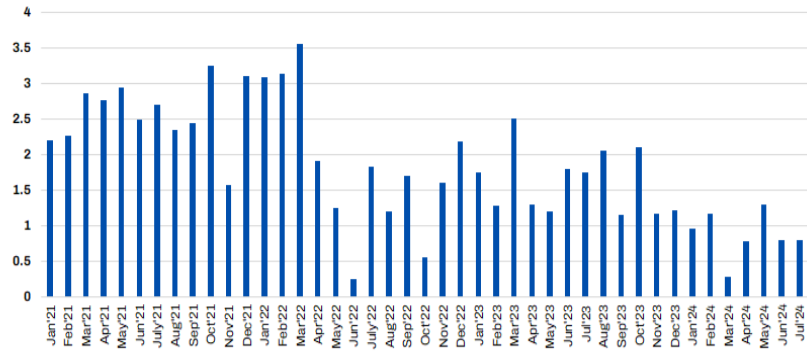


Brazil: Samarco plans to reach 60% pellet capacity by year-end

2024-08-29

[READ MORE](#)

Karnataka iron ore e-auction sales volume



Source: BigMint

India: Around 270,000 t of iron ore to be auctioned from Karnataka

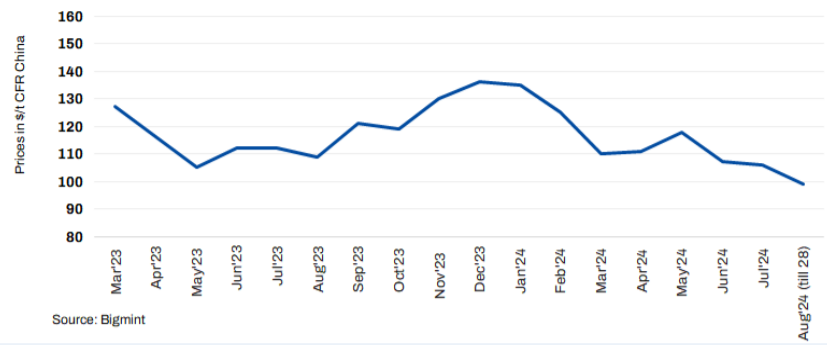
2024-08-29

[READ MORE](#)



Fe 62% Australian iron ore fines

Iron ore fines Fe 62% \$100.45/dmt (0.65)
CFR China 28 Aug'24



Source: BigMint

China: Iron ore spot prices inch down d-o-d

2024-08-29

[READ MORE](#)



KIOCL Limited
Kudremukh Iron Ore Limited

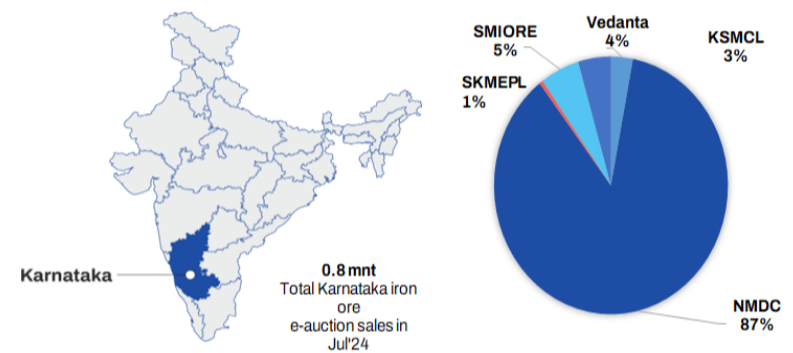
India: KIOCL floats 50,000 t pellet export tender

2024-08-29

[READ MORE](#)



Karnataka miner-wise iron ore e-auction sales in Jul'24



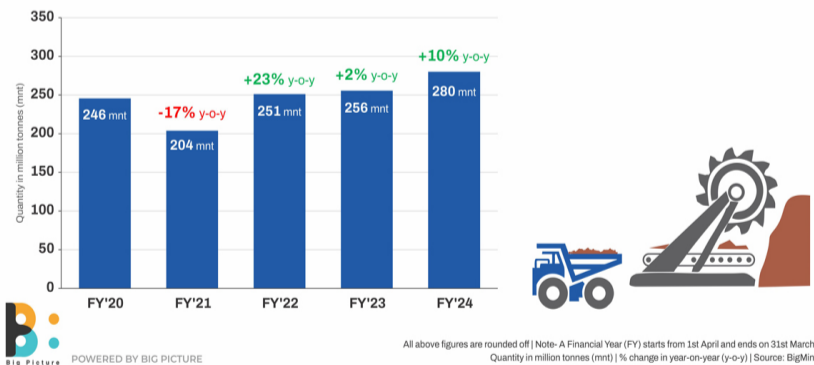
Source: BigMint

India: KSMCL's iron ore auction receives decent response from buyers

2024-08-28

[READ MORE](#)

India's iron ore production (FY'20-FY'24)



POWERED BY BIG PICTURE

All above figures are rounded off | Note- A Financial Year (FY) starts from 1st April and ends on 31st March. Quantity in million tonnes (mnt) | % change in year-on-year (y-o-y) | Source: BigMint

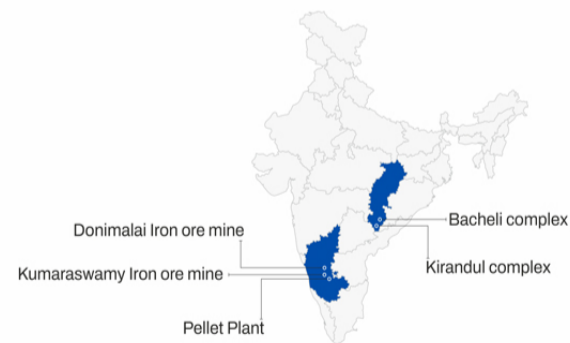
India: Buyers book over 10,000 t iron ore in auctions from Odisha on 28 August

2024-08-28

[READ MORE](#)



NMDC's iron ore Mines location



India: NMDC to auction 15,000 t of iron ore pellets from Karnataka

2024-08-28

[READ MORE](#)

Coal

Non Coking (India)

Particular/Delivery	Size/Grade	Delivery	As On	Price	Change	1M	3M
Indian prices (in INR/MT)							
Ex-Gangavaram	RB2 (5500 NAR), S.Africa	Ex-Port	30 Aug 16.31 IST	9,600	0	- 50	- 600
	RB3 (4800 NAR), South Africa	Ex-Port	30 Aug 16.31 IST	7,600	0	- 150	- 800

Met Coke (India)

Indian prices (in INR/MT)							
Ex-Jajpur	25-90 mm, Blast Furnace-grade	Ex-Yard	28 Aug 18.15 IST	34,200	- 600	- 600	- 1,300
Ex-Gandhidham	25-90 mm, Blast Furnace-grade	Ex-Yard	28 Aug 18.15 IST	31,300	- 1,400	- 1,400	- 2,200

Coking (Global)

Global prices (in USD/MT)							
CNF India	0-40mm, HCC 64 Mid Vol, Australia	-	30 Aug 11.28 IST	\$188	0	- 27.8	- 46.4
	0-40mm, Premium HCC, Australia	-	30 Aug 11.28 IST	\$214	+ 3	- 19	- 53.4
	Low Vol PCI, Australia	-	30 Aug 11.28 IST	\$183	+ 1	- 24.4	- 6.6
FOB Australia	0-40mm, Low Vol PCI	-	30 Aug 11.30 IST	\$167	0	- 24.4	- 5.2
	HCC 64 Mid Vol	-	30 Aug 11.30 IST	\$173	0	- 26.8	- 44
	Premium HCC	-	30 Aug 11.30 IST	\$198	+ 2	- 18.8	- 51.6

Non Coking (Global)

Global prices (in USD/MT)							
CNF India	RB1 (6000 NAR), S.Africa	-	30 Aug 13.21 IST	\$128	0	+ 2.8	+ 0.75
	RB2 (5500 NAR), S.Africa	-	30 Aug 13.21 IST	\$110	0	- 1.2	- 3
	RB3 (4800 NAR), S.Africa	-	30 Aug 13.21 IST	\$91	0	- 0.2	- 6
FOB South Africa	RB1 (6000 NAR)	-	30 Aug 13.11 IST	\$111	0	+ 2.8	+ 2.2
	RB2 (5500 NAR)	-	30 Aug 13.11 IST	\$93	0	- 1.2	- 1.4
	RB3 (4800 NAR)	-	30 Aug 13.11 IST	\$74	0	- 0.2	- 5

Met Coke (Global)

Global prices (in USD/MT)							
FOB China	25-90mm, 64% CSR	-	29 Aug 18.37 IST	\$251	0	- 23	- 48
CNF India	25-90mm, 64% CSR, China	-	29 Aug 18.39 IST	\$262	0	- 23	- 52
	64% CSR, Japan origin	-	29 Aug 18.39 IST	\$355	- 3	- 3	- 5

Note:- W-O-W: Week On Week, 1M: Change over last month, 3M: Change over last 3 months

Scrap & Metallic

Sponge (India)

Region	Particular	Sponge Iron (C-DRI)				Pellet Sponge (P-DRI)			
		Price	Change	W-O-W	1M	Price	Change	W-O-W	1M
Indian prices (in INR/MT) As on 30 Aug 2024									
North India	Mandi Gobindgarh	30,000	0	0	-300	-	-	-	-
East India	Durgapur	27,100	+200	+300	-100	25,050	+200	+250	-100
East India	Rourkela	26,100	+100	+100	+100	-	-	-	-
Central India	Raigarh	26,300	+100	+300	-200	24,300	+100	+300	-200
Central India	Raipur	29,300	+50	+150	+250	24,850	+150	+100	-100
South India	Bellary	26,850	-50	-150	-350	25,750	-50	-150	-250
Eastern India	Ramgarh	26,750	+50	+50	-650	24,800	+150	+150	-600
East India	Jharsugda	-	-	-	-	23,600	+100	+200	-400
South India	Hyderabad	-	-	-	-	26,500	0	-100	-300

All prices are basic, GST extra.

Pig Iron (India)

Particular/Delivery	Size/Grade	Delivery	As On	Price	Change	1M	3M
Indian prices (in INR/MT)							
DAP-Ludhiana	Steel Grade	DAP	30 Aug 17.39 IST	39,300	-200	-1,200	-3,300
Ex-Bokaro	Steel Grade	Ex-Plant,Bokaro	01 Aug 18.06 IST	35,900	-1,450	0	-1,450
Ex-Burnpur	Steel Grade	Ex-Plant,Burnpur	31 May 16.00 IST	40,500	-2,500	0	0
Ex-Durgapur	Steel Grade	Ex-Works	30 Aug 17.39 IST	36,200	0	-1,000	-3,800
		Ex-Plant,Durgapur	24 Aug 10.35 IST	35,500	-1,200	-1,200	-4,300
Ex-Rourkela	Steel Grade	Ex-Plant,Rourkela	27 Aug 17.36 IST	35,200	0	-1,600	-4,500
Ex-Bhilai	Steel Grade	Ex-Plant,Bhilai	20 Jun 17.45 IST	38,000	-4,100	0	-4,100
DAP-Raigarh	Steel Grade	DAP	30 Aug 17.39 IST	36,350	+50	-850	-4,000
DAP-Raipur	Steel Grade	DAP	30 Aug 17.39 IST	36,500	0	-1,300	-4,400
DAP-Hyderabad	Steel Grade	DAP	30 Aug 13.34 IST	38,300	+100	+300	-2,300
DAP-Delhi	Foundry Grade	DAP	30 Aug 13.31 IST	43,500	0	-200	-2,700
DAP-Ludhiana	Foundry Grade	DAP	30 Aug 13.31 IST	43,500	0	0	-2,300
Ex-Durgapur	Foundry Grade	Ex-Works	30 Aug 13.31 IST	41,500	0	-2,000	-3,500
Ex-Kharagpur	Foundry Grade	Ex-Works	30 Aug 13.31 IST	41,500	0	-2,000	-3,500
DAP-Ahmedabad	Foundry Grade	DAP	30 Aug 13.31 IST	45,200	0	-300	-1,800
DAP-Kolhapur	Foundry Grade	DAP	30 Aug 13.31 IST	45,500	0	-300	-1,300

Indian pig iron price assessment frequency has been increased from weekly to daily basis.

Re - Rolling Scrap (India)

Indian prices (in INR/MT)							
Ex-Alang	19-22mm(12 ANE), Ship Breaking	Ex-Yard	30 Aug 11.28 IST	41,300	0	-900	-4,000
	15-18mm(10 ANE), Ship Breaking	Ex-Yard	30 Aug 11.28 IST	41,300	0	-900	-3,900
	1 Inch, Ship Breaking	Ex-Yard	30 Aug 11.28 IST	41,300	0	-900	-4,100
	12-14mm(8 ANE), Ship Breaking	Ex-Yard	30 Aug 11.28 IST	40,800	0	-900	-3,900
	5-10 KG, Ship Breaking	Ex-Yard	30 Aug 11.28 IST	39,800	0	-900	-3,900
	9-11mm(6 ANE), Ship Breaking	Ex-Yard	30 Aug 11.28 IST	39,300	0	-900	-3,900
	2-5 KG, Ship Breaking	Ex-Yard	30 Aug 11.28 IST	38,800	0	-900	-3,900
	6-8mm(4 ANE), Ship Breaking	Ex-Yard	30 Aug 11.28 IST	38,300	0	-900	-3,900
	1-2 KG, Ship Breaking	Ex-Yard	30 Aug 11.08 IST	35,400	+200	-1,300	-4,500
	Attachment, Ship Breaking	Ex-Yard	30 Aug 11.08 IST	35,200	+200	-1,300	-4,500
	HMS(80:20), Ship Breaking	Ex-Yard	30 Aug 11.08 IST	34,200	+200	-1,300	-4,500

Melting Scrap (India)

Particular/Delivery	Size/Grade	Delivery	As On	Price	Change	1M	3M
Indian prices (in INR/MT)							
Ex-Ludhiana	End Cutting	DAP	30 Aug 17.41 IST	36,900	+ 300	- 700	- 4,200
	Turning Boring Scrap	DAP	30 Aug 17.41 IST	34,200	+ 100	- 800	- 4,900
	CI Scrap, Mixed Size	DAP	30 Aug 17.41 IST	38,900	0	0	- 1,600
	CR Busheling (Loose)	DAP	30 Aug 17.41 IST	38,000	+ 300	- 700	- 4,200
Ex-Mandi	HMS(80:20)	DAP	30 Aug 17.41 IST	34,300	+ 200	- 1,200	- 3,900
	CR Busheling (Loose)	DAP	30 Aug 17.41 IST	38,200	+ 200	- 800	- 4,200
	LMS (Light Melting Scrap)	DAP	30 Aug 17.41 IST	32,100	+ 200	- 1,200	- 4,300
Ex-Durgapur	End Cutting	DAP	30 Aug 17.41 IST	37,200	+ 200	- 700	- 4,100
Ex-Durgapur	HMS(80:20)	DAP	30 Aug 17.41 IST	34,050	+ 50	- 1,200	- 3,550
Ex-Raipur	HMS(80:20)	DAP	30 Aug 17.41 IST	33,900	- 100	- 600	- 4,250
	End Cutting	DAP	30 Aug 17.41 IST	35,900	- 100	- 600	- 4,200
Ex-Ahmedabad	HMS(80:20)	DAP	30 Aug 17.41 IST	33,200	+ 200	- 1,000	- 4,300
	CR Busheling (Bundle)	DAP	30 Aug 17.41 IST	37,700	- 100	- 800	- 3,000
Ex-Alang	HMS(80:20)	Ex-Yard	30 Aug 17.41 IST	34,200	+ 200	- 1,300	- 4,500
Ex-Jalna	CR Busheling (Loose)	DAP	30 Aug 17.41 IST	36,000	0	- 100	- 3,200
	HMS(80:20)	DAP	30 Aug 17.41 IST	33,000	0	- 100	- 3,300
Ex-Mumbai	HMS(80:20)	DAP	30 Aug 17.41 IST	32,500	0	- 500	- 3,500
Ex-Chennai	Turning Boring Scrap	DAP	30 Aug 17.41 IST	31,300	0	+ 500	- 2,800
	HMS(90:10)	DAP	30 Aug 17.41 IST	34,200	0	- 400	- 2,500
	CR Busheling (Bundle)	DAP	30 Aug 17.41 IST	35,500	0	- 700	- 2,700
	HMS(80:20)	DAP	30 Aug 17.41 IST	32,200	+ 100	+ 400	- 2,800
Ex-Coimbatore	CI Scrap, Mixed Size	DAP	30 Aug 17.41 IST	37,000	0	- 700	- 800
Ex-Hyderabad	HMS(80:20)	DAP	30 Aug 17.41 IST	31,000	+ 500	+ 700	- 2,300
	HMS(90:10)	DAP	30 Aug 17.41 IST	32,500	+ 500	+ 700	- 2,300
Ex-Bhilai	9-13 Meters, 60 KG	Ex-works	25 Jul 14.36 IST	40,800	- 3,620	- 350	- 700

Mill Scale (India)

Indian prices (in INR/MT)							
Ex Plant, Raipur	Fines, Fe 70/68%	EXW	28 Aug 18.34 IST	7,000	+ 50	+ 100	- 175
Ex-Kandla	Fines, Fe 70/68%	DAP	28 Aug 18.34 IST	6,600	- 50	- 175	- 950

Sponge Iron (Global)

Particular/Delivery	Size/Grade	Delivery	As On	Price	Change	1M	3M
Global prices (in USD/MT)							
CNF Bangladesh	FeM 80% (+/-1), 100% lumps	-	29 Aug 17.39 IST	\$365	+ 4	- 2	- 40
CNF Nepal	Mix (70% lumps, 30% fines), FeM 80% (+/-1)	-	29 Aug 17.39 IST	\$346	0	- 10	- 57

Melting Scrap (Global)

Global prices (in USD/MT)							
FOB Europe	HMS 80:20 (Bulk)	-	28 Aug 17.22 IST	\$335	- 1	- 24	- 19
FOB USA	HMS 80:20	-	30 Aug 17.00 IST	\$336	0	- 23	- 21.8
	Shredded	-	30 Aug 17.00 IST	\$356	0	- 23	- 21.8
CNF Bangladesh	H2 (Bulk, Japan origin)	-	28 Aug 19.04 IST	\$391	- 6	- 13	- 7
	HMS 80:20 (Bulk, US Origin)	-	28 Aug 19.04 IST	\$392	+ 1	- 16	- 10
	HMS 80:20 (Containers, Europe Origin)	-	30 Aug 18.35 IST	\$390	0	- 16	- 14.2
	Shredded (Containers, UK Origin)	-	30 Aug 18.35 IST	\$400	0	- 29.2	- 23.2
CNF China	H2	-	30 Aug 12.24 IST	\$322	- 9	- 11	- 37
	HMS 80:20 (Bulk)	-	30 Aug 12.24 IST	\$347	0	- 4.6	- 7.2
	Shredded	-	30 Aug 12.24 IST	\$410	0	0	+ 2
CNF India	HMS 80:20 (Europe Origin, Containers)	-	30 Aug 18.35 IST	\$368	- 2	- 21.8	- 29.8
	HMS 80:20 (West Africa Origin, Containers)	-	30 Aug 18.35 IST	\$369	- 2	- 18	- 25.2
	HMS 80:20 (West Africa Origin, Containers)	-	30 Aug 18.35 IST	\$371	- 3	- 20.8	- 27
	Shredded (Europe Origin, Containers)	-	30 Aug 18.35 IST	\$390	0	- 25	- 27.6
	Shredded (US Origin, Containers)	-	30 Aug 18.35 IST	\$385	0	- 26	- 30
CNF Pakistan	Shredded (Containers, Europe Origin)	-	30 Aug 18.35 IST	\$400	0	- 28.4	- 22
CNF Taiwan	HMS 80:20 (US Origin, Containers)	-	28 Aug 13.01 IST	\$326	- 14	- 21	- 22
CNF Thailand	HMS 70:30	-	29 Jan 17.41 IST	\$352	+ 2	NA	NA
CNF Turkey	HMS 80:20 (Bulk, US Origin)	-	30 Aug 18.35 IST	\$365	+ 1	- 23	- 15.2

CNF Vietnam	H2, (Bulk,Japan origin)	-	26 Aug 19.01 IST	\$362	-4	-8	-10
	HMS 80:20 (Bulk, US Origin)	-	26 Aug 19.01 IST	\$372	-3	-13	-11

Pig Iron (Global)

Particular/Delivery	Size/Grade	Delivery	As On	Price	Change	1M	3M
Global prices (in USD/MT)							
FOB Black Sea	Steel Grade	-	24 Aug 11.32 IST	\$390	-2	-17	-22
FOB Brazil	Steel Grade	-	24 Aug 11.32 IST	\$442	0	0	-8
CNF Italy	Steel Grade	-	24 Aug 11.33 IST	\$437	-2	-14	-23

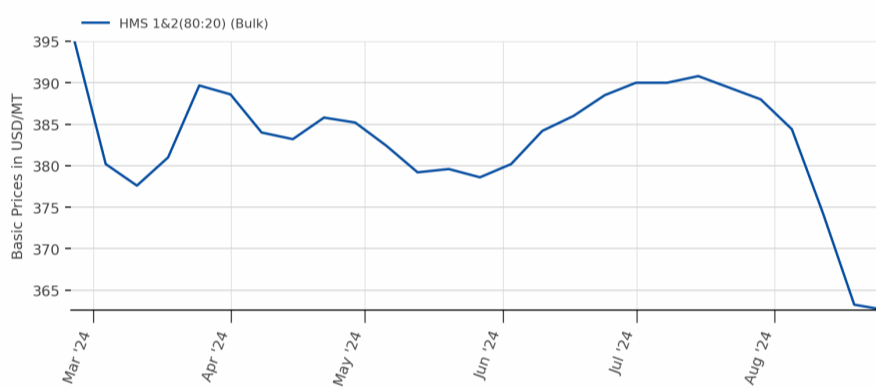
Weekly Assessment,, *Tender Prices in export

Ship Breaking (Global)

Global prices (in USD/MT)							
CNF Bangladesh	Containers	-	27 Aug 11.42 IST	\$530	0	+10	-30
	Tanker	-	27 Aug 11.42 IST	\$520	0	+10	-20
CNF India	Containers	-	27 Aug 11.42 IST	\$520	0	-10	-40
	Tanker	-	27 Aug 11.42 IST	\$510	0	-10	-30
CNF Pakistan	Containers	-	27 Aug 11.42 IST	\$510	0	-30	-20
	Tanker	-	27 Aug 11.42 IST	\$500	0	-30	-20
CNF Turkey	Containers	-	27 Aug 11.42 IST	\$365	-15	-15	-15
	Tanker	-	27 Aug 11.42 IST	\$355	-15	-15	-15

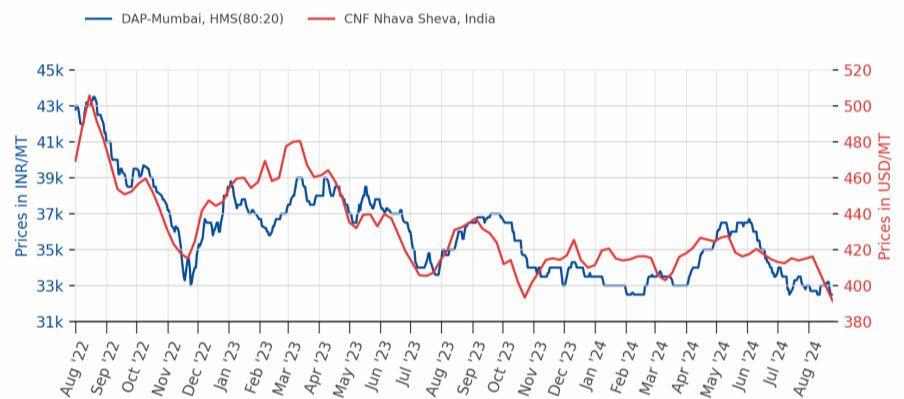
Note:- W-O-W: Week On Week, 1M: Change over last month, 3M: Change over last 3 months

Melting Scrap, CNF Turkey



Source:BigMint

Melting Scrap DAP Mumbai/CNF India



Source:BigMint

Scrap & Metallic News

UAE: Domestic scrap index - processed HMS(80:20) price trend

AED 1,220/t -45/t
DAP Abu Dhabi w-o-w

Source: BigMint

UAE: Domestic ferrous scrap index hits 6-month low; firm price outlook after ESA rebar price hike

2024-08-30

[READ MORE](#)

South Asia: Imported shredded scrap offers from UK/Europe

Offers in \$/t, CFR

Source: BigMint

South Asia: India's imported scrap demand remains slack; suppliers anticipate prices bottoming out

2024-08-30

[READ MORE](#)

India Sponge iron price & trade volume

Quantity in mt | Prices in INR/t

Source: BigMint Research

India: Sponge iron prices rise d-o-d in key locations - 30 Aug

2024-08-30

[READ MORE](#)

India: Melting scrap index DAP-Mandi Gobingarh (End Cutting vs Billet)

Price in INR

End Cutting - INR 37,200/t (+200) 30 August'24

Source: BigMint

India: BigMint's scrap index improves by INR 200/t amid steady market-30 Aug'24

2024-08-30

[READ MORE](#)

South Korea: Weekly scrap inventory

Quantity in mmt

Source: SteelDaily | compiled and maintained by BigMint

South Korea: Ferrous scrap inventory rises 5% w-o-w for first time in 4 weeks

2024-08-30

[READ MORE](#)

Japanese H2 scrap export offers

Prices in \$/t, FOB Japan

Source: BigMint

Japanese H2 scrap export offers drop for 7th consecutive week amid weak demand, economic pressures

2024-08-30

[READ MORE](#)

South Korea steel scrap imports August 2024



Company name	Port	Import volume		Change
		28-Aug-24	22-Aug-24	
Hyundai steel	Dangjin	14,980	4,000	275%
	Incheon	3,000	-	-
	Pohang	5,500	2,000	175%
Sub Total		23,480	6,000	291%
Dongkuk steel	Incheon	2,000	4,500	-56%
Sub Total		2,000	4,500	-56%
SeAH Besteel	Gunsan	13,200	17,000	-22%
POSCO	Pohang	8,500	15,500	-45%
	Gwangyang	11,500	6,000	92%
	Sub Total	33,200	38,500	-14%
	Masan	10,830	10,830	0%
	Busan	2,000	-	-
	Total	71,510	59,830	20%

Source: BigMint

South Korea: Scrap arrivals at major ports rise by over 20% w-o-w

2024-08-30

[READ MORE](#)



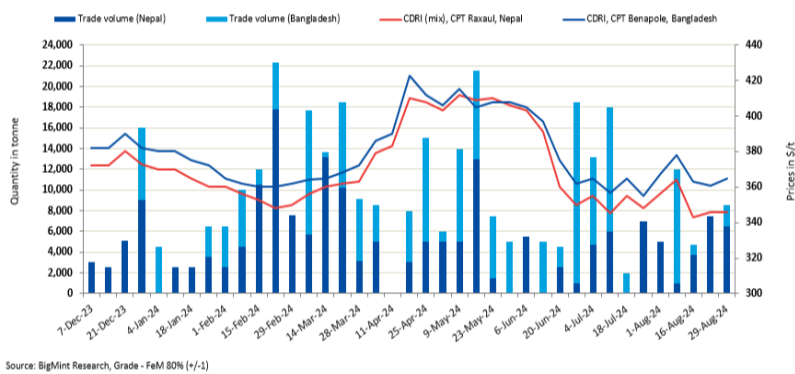
India: Daily Trade Sheet
for steel & related commodities

BigMint's Daily Trade Sheet - 29 Aug'24

2024-08-30

[READ MORE](#)

India: Sponge iron Export Trade Vs Prices



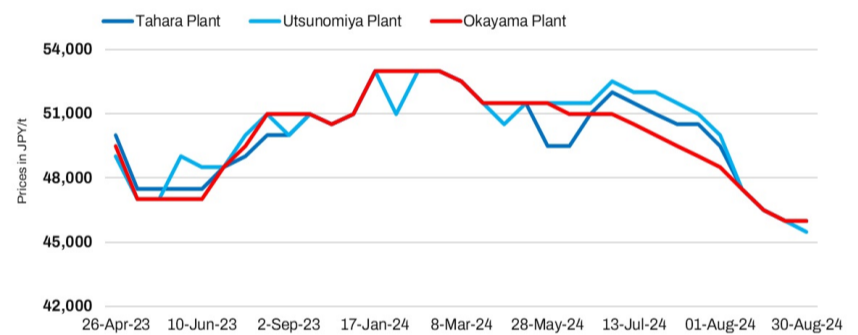
Source: BigMint Research, Grade - FeM 80% (+/-1)

India: Around 8,500 t sponge iron export deals conclude for Nepal, Bangladesh

2024-08-30

[READ MORE](#)

Japan: Tokyo Steel H2 scrap purchase price trend



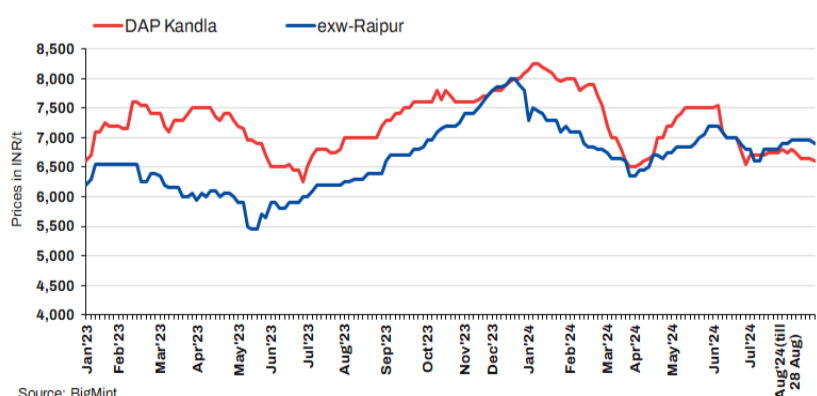
Source: BigMint

Japan: Tokyo Steel further reduces scrap procurement prices by \$3/t

2024-08-29

[READ MORE](#)

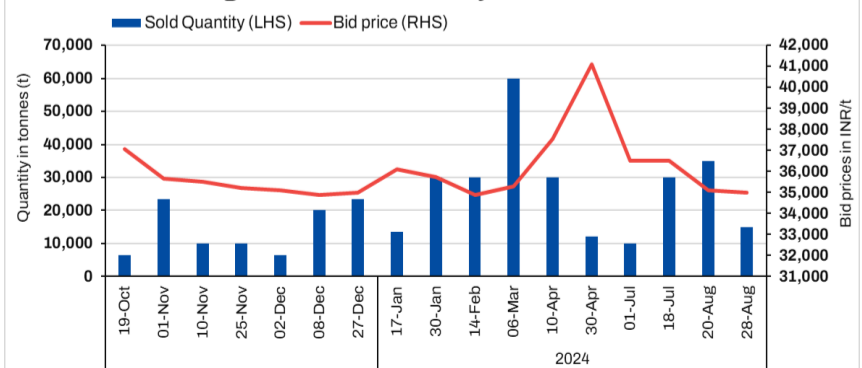
India: Domestic mill-scale prices



Source: BigMint

India: Mill scale prices largely stable in Raipur and

India: NMDC Pig Iron auction summary



Source: BigMint

NMDC's 15,000 t pig iron auction receives bids at

Kandla

2024-08-28

[READ MORE](#)

base price

2024-08-28

[READ MORE](#)

Steel

Ingot/Billet (India)

Region	Particular	INGOT				BILLET			
		Price	Change	W-O-W	1M	Price	Change	W-O-W	1M
Indian prices (in INR/MT) As on 30 Aug 2024									
North India	Ghaziabad	40,600	-100	-200	-900	-	-	-	-
North India	Ludhiana	44,300	+300	+300	-600	-	-	-	-
North India	Mandi Gobindgarh	41,900	+150	+250	-600	41,950	+200	+250	-550
North India	Muzaffarnagar	40,500	-200	-100	-500	-	-	-	-
East India	Rourkela	37,100	+100	+50	-650	37,800	+50	0	-350
Central India	Raigarh	37,800	0	+200	-500	38,200	0	+250	-400
Central India	Raipur	38,000	0	-150	-500	38,350	+50	-100	-450
West India	Ahmedabad	40,600	+100	+400	-500	41,100	+100	+100	-1,100
West India	Jaipur	40,400	0	+400	-300	-	-	-	-
West India	Mumbai	40,500	-100	+100	-200	40,900	-100	+100	-100
East India	Durgapur	-	-	-	-	38,700	+200	+150	-300
East India	Kolkata	-	-	-	-	39,400	+200	+150	-300
West India	Bhavnagar	-	-	-	-	40,900	+100	+200	-800
West India	Goa	-	-	-	-	40,500	0	+200	0
West India	Jalna	-	-	-	-	40,400	-100	-300	-900
South India	Chennai	-	-	-	-	41,500	0	0	-1,500
South India	HINDPUR	-	-	-	-	40,800	0	-200	-600
South India	Hyderabad	-	-	-	-	39,500	0	0	0
Eastern India	Ramgarh	-	-	-	-	38,750	+150	+150	-450

All prices are basic, GST @ 18% extra. Ingot - 3.5"*4.5", Commercial Grade, Billet - 100*100

Rebar (India)

Particular/Delivery	Size/Grade	Delivery	As On	Price	PRICE @ 18%GST	Change	1M	3M
Indian prices (in INR/MT)								
Exy-Delhi/NCR	12-32mm, BF Route, IS 1786 Fe 550D	Ex-Yard	30 Aug 17.33 IST	50,200	59,200	+400	-1,500	-8,400
	12-32mm, BF Route, IS 1786 Fe 500D	Ex-Yard	30 Aug 17.33 IST	50,200	59,200	+400	-1,500	-8,400
Exy-Durgapur	12-32mm BF Route , IS 1786 Fe 500D	Ex-Yard	30 Aug 17.33 IST	48,800	57,600	-500	-3,100	-7,900
	12-32mm BF Route, IS 1786 Fe 550D	Ex-Yard	30 Aug 17.33 IST	48,800	57,600	-500	-3,100	-7,900
Exy-Ahmedabad	12-32mm BF Route , IS 1786 Fe 500D	Ex-Yard	30 Aug 17.33 IST	49,600	58,500	0	-1,800	-8,600
	12-32mm BF Route, IS 1786 Fe 550D	Ex-Yard	30 Aug 17.33 IST	49,600	58,500	0	-1,800	-8,600
Exy-Mumbai	12-32mm, BF Route , IS 1786 Fe 500D	Ex-Yard	30 Aug 17.33 IST	50,300	59,400	+700	-500	-7,800
	12-32mm, BF Route, IS 1786 Fe 550D	Ex-Yard	30 Aug 17.33 IST	50,300	59,400	+700	-500	-7,800
Exy-Bangalore	12-32mm, BF Route, IS 1786 Fe 500D	Ex-Yard	30 Aug 17.33 IST	50,800	59,900	+300	-1,500	-8,000
	12-32mm, BF Route, IS 1786 Fe 550D	Ex-Yard	30 Aug 17.33 IST	50,800	59,900	+300	-1,500	-8,000
Exy-Chennai	12-32mm, BF Route, IS 1786 Fe 500D	Ex-Yard	30 Aug 17.33 IST	50,300	59,400	+100	-1,800	-8,100
	12-32mm, BF Route, IS 1786 Fe 550D	Ex-Yard	30 Aug 17.33 IST	50,300	59,400	+100	-1,800	-8,100
Exy-Hyderabad	12-32mm, BF Route , IS 1786 Fe 500D	Ex-Yard	30 Aug 17.33 IST	49,300	58,200	-100	-1,800	-9,000
	12-32mm, BF Route, IS 1786 Fe 550D	Ex-Yard	30 Aug 17.33 IST	49,300	58,200	-100	-1,800	-9,000
Indian prices (in INR/MT)								
Ex-Delhi/NCR	12-25mm, IF Route, Fe 500, IS 1786	Ex-Works	30 Aug 13.38 IST	45,000	53,100	0	-1,800	-6,000
Ex-Jaipur	12-25mm IF route, Fe 500, IS 1786	Ex-Works	30 Aug 13.38 IST	44,200	52,200	0	-900	-5,800
Ex-Mandi Gobindgarh	12-25mm, IF Route, Fe 500, IS 1786	Ex-Works	30 Aug 13.38 IST	46,400	54,800	0	-1,400	-5,400
Ex-Muzaffarnagar	12-25mm, IF Route, Fe 500, IS 1786	Ex-Works	30 Aug 13.38 IST	44,300	52,300	0	-1,100	-5,500
Ex-Durgapur	12-25mm, IF Route, Fe 500D, IS 1786	Ex-Works	30 Aug 17.55 IST	43,000	50,700	+100	-900	-5,800
	12-25mm, IF Route, Fe 500, IS 1786	Ex-Works	30 Aug 17.55 IST	40,900	48,300	+100	-900	-5,800
Ex-Rourkela	12-25mm, IF Route, Fe 500D, IS 1786	Ex-Works	30 Aug 13.38 IST	47,600	56,200	-400	-200	-4,700
	12-25mm, IF Route, Fe 500, IS 1786	Ex-Works	30 Aug 13.38 IST	41,200	48,600	+100	-1,000	-6,100
Ex-Raigarh	12-25mm, IF Route, Fe 500, IS 1786	Ex-Works	30 Aug 13.38 IST	41,000	48,400	0	-300	-6,000
Ex-Raipur	12-25mm, IF Route, Fe 500, IS 1786	Ex-Works	30 Aug 17.55 IST	41,500	49,000	+100	-400	-6,300
	12-25mm, IF Route, Fe 500D, IS 1786	Ex-Works	30 Aug 13.38 IST	44,800	52,900	0	-500	-6,200
Ex-Ahmedabad	12-25mm, IF Route, Fe 500, IS 1786	FOR	30 Aug 13.38 IST	44,800	52,900	0	-1,400	-6,500

Ex-Goa	12-25mm, IF Route, Fe 500, IS 1786	Ex-Works	30 Aug 13.38 IST	46,400	54,800	0	- 900	- 5,400
Ex-Jalna	12-25mm, IF Route, Fe 500, IS 1786	Ex-Works	30 Aug 13.38 IST	44,600	52,600	0	- 1,200	- 7,600
Ex-Mumbai	12-25mm, IF Route, Fe 500, IS 1786	Ex-Works	30 Aug 13.38 IST	45,800	54,000	0	+ 1,100	- 5,900
Ex-Bangalore	12-25mm, IF Route, Fe 550D, IS 1786	Ex-Works	30 Aug 13.38 IST	49,800	58,800	0	- 800	- 4,600
	12-25mm, IF Route, Fe 550, IS 1786	Ex-Works	30 Aug 13.38 IST	46,200	54,500	0	- 1,300	- 5,500
Ex-Chennai	12-25mm, IF Route, Fe 500, IS 1786	Ex-Works	30 Aug 13.38 IST	46,200	54,500	0	- 1,300	- 4,800
Ex-Hyderabad	12-25mm, IF Route, Fe 500, IS 1786	Ex-Works	30 Aug 13.38 IST	43,500	51,300	0	- 300	- 5,500
Ex-Patna	12-25mm IF route, Fe 500, IS 1786	Ex-Works	30 Aug 13.38 IST	42,400	50,000	0	- 1,600	- 6,100

Structure (Medium & Small Scale Producers) (India)

Region/Zone	Particular	40 ANGLE	Change	1M	75 CHANNEL	Change	1M	200 BEAM	Change	1M
Indian prices (in INR/MT)										
North India	Ghaziabad	-	-	-	-	-	-	49,200	0	- 800
East India	Durgapur	44,200	+ 300	- 800	44,200	+ 300	- 800	44,450	+ 100	- 1,300
Central India	Raipur	-	-	-	44,400	+ 200	- 500	-	-	-
West India	Ahmedabad	46,000	0	- 1,100	46,000	0	- 1,100	-	-	-
West India	Mumbai	48,500	0	0	49,300	0	0	-	-	-
South India	Hyderabad	46,900	0	- 600	46,500	0	- 600	-	-	-

Indian Structure price assessment frequency has been increased from weekly to daily basis, All prices are basic, Commercial Grade, Basic Price GST @ 18% extra

Wire Rod (India)

Particular	Size/Grade	Raipur	Change	W-O-W	Durgapur	Change	W-O-W
Indian prices (in INR/MT)							
SWRY 14 LC Gr 3, Induction route	5.5 mm	42,200	0	- 100	41,900	+ 100	+ 100
HB Wire, Induction route	12 Gauge	44,700	0	- 100	44,400	+ 100	+ 100
GI Wire, Induction route	12 Gauge	48,400	- 200	- 700	51,900	+ 100	+ 100
Barbed Wire, Induction route	12*12 Gauge	50,400	- 200	- 700	54,900	+ 100	+ 100
Binding Wire, Induction route	20 Gauge	50,700	0	- 300	50,900	+ 100	+ 100
Wire Rod, BF Route	5.5-6.0mm	-	-	-	-	-	-

Daily Assessment, Commercial Grade, Basic Price GST @ 18% extra

HRC (India)

Particular/Delivery	Size/Grade	Delivery	As On	Price	Change	1M	3M
Indian prices (in INR/MT)							
Delhi	2.5-8mm / CTL, IS2062, Gr E250 Br.	Ex-stockyard	30 Aug 17.57 IST	49,800	- 600	- 1,250	- 4,800
	1.8mm / CTL, IS2062, Gr E250 Br.	Ex-stockyard	30 Aug 17.57 IST	51,200	- 500	- 1,300	- 4,200
Faridabad	2.5-8mm / CTL, IS2062, Gr E250 Br.	Ex-stockyard	30 Aug 17.57 IST	49,700	- 500	- 1,250	- 4,200
	2.5-8mm / CTL, IS2062, Gr E350 Br.	Ex-stockyard	30 Aug 17.57 IST	52,700	- 500	- 1,300	- 4,200
Ludhiana	2.5-8mm / CTL, IS2062, Gr E250 Br.	Ex-stockyard	30 Aug 17.57 IST	50,000	- 1,000	- 2,200	- 4,900
Kolkata	2.5-8mm / CTL, IS2062, Gr E250 Br.	Ex-stockyard	30 Aug 17.57 IST	48,300	0	- 2,100	- 5,000
Ahmedabad	2.5-8mm / CTL, IS2062, Gr E250 Br.	Ex-stockyard	30 Aug 17.57 IST	51,000	0	- 1,450	- 3,750
	2.5-8mm / CTL, IS2062, Gr E350 Br.	Ex-stockyard	30 Aug 17.57 IST	53,000	- 300	- 1,150	- 3,950
Mumbai	1.8mm / CTL, IS2062, Gr E250 Br.	Ex-stockyard	30 Aug 17.57 IST	51,500	- 300	- 1,250	- 3,950
	2.5-8mm / CTL, IS2062, Gr E250 Br.	Ex-stockyard	30 Aug 17.57 IST	50,000	- 300	- 1,250	- 3,900
Bangalore	2.5-8mm / CTL, IS2062, Gr E250 Br.	Ex-stockyard	30 Aug 17.57 IST	52,100	0	- 2,350	- 4,450
Chennai	1.8mm / CTL, IS2062, Gr E250 Br.	Ex-stockyard	30 Aug 17.57 IST	52,300	0	- 1,600	- 4,950
	2.5-8mm / CTL, IS2062, Gr E250 Br.	Ex-stockyard	30 Aug 17.57 IST	50,400	- 100	- 2,100	- 5,350
Hyderabad	2.5-8mm / CTL, IS2062, Gr E250 Br.	Ex-stockyard	30 Aug 17.57 IST	49,900	- 100	- 1,900	- 4,650

Weekly Assessment, Commercial Grade, *Basic Price GST @ 18% extra.,

CRC (India)

Particular/Delivery	Size/Grade	Delivery	As On	Price	Change	1M	3M
Indian prices (in INR/MT)							
Delhi	0.90mm / CTL, IS 513, CR1	Ex-stockyard	30 Aug 18.03 IST	57,500	- 500	- 1,350	- 3,400
Faridabad	0.5mm / CTL, IS 513, CR1	Ex-stockyard	30 Aug 18.03 IST	58,700	- 500	- 1,600	- 3,050
	0.90mm / CTL, IS 513, CR1	Ex-stockyard	30 Aug 18.03 IST	57,200	- 500	- 1,600	- 3,050
Ludhiana	0.90mm / CTL, IS 513, CR1	Ex-stockyard	30 Aug 18.03 IST	57,000	- 1,000	- 2,000	- 4,200
Kolkata	0.90mm / CTL, IS 513, CR1	Ex-stockyard	30 Aug 18.03 IST	54,500	- 1,100	- 1,900	- 4,000
Ahmedabad	0.90mm / CTL, IS 513, CR1	Ex-stockyard	30 Aug 18.03 IST	57,500	0	- 2,050	- 3,650

Mumbai	0.5mm / CTL, IS 513, CR1	Ex-stockyard	30 Aug 18.03 IST	58,700	-100	-1,450	-3,500
	0.90mm / CTL, IS 513, CR1	Ex-stockyard	30 Aug 18.03 IST	57,300	-100	-1,400	-3,400
Bangalore	0.9mm / CTL, IS 513, CR1	Ex-stockyard	30 Aug 18.03 IST	60,000	0	-2,500	-3,300
Chennai	0.90mm / CTL, IS 513, CR1	Ex-stockyard	30 Aug 18.03 IST	61,500	0	-650	-1,950
	0.5mm / CTL, IS 513, CR1	Ex-stockyard	30 Aug 18.03 IST	63,000	0	-650	-1,950
Hyderabad	0.90mm / CTL, IS 513, CR1	Ex-stockyard	30 Aug 18.03 IST	58,200	-100	-2,800	-4,550

Weekly Assessment, Commercial Grade, *Basic Price GST @ 18% extra.,

HR Plate (India)

Particular/Delivery	Size/Grade	Delivery	As On	Price	Change	1M	3M
Indian prices (in INR/MT)							
Delhi	60-100mm, Gr E350 Br.	Ex-stockyard	28 Aug 18.13 IST	61,900	0	-1,300	-4,400
	5-10mm, Gr E350 Br.	Ex-stockyard	28 Aug 18.13 IST	54,000	0	-800	-3,900
	20-40mm, Gr E350 Br.	Ex-stockyard	28 Aug 18.13 IST	58,200	0	-1,600	-3,900
	60-100mm, Gr E250 Br.	Ex-stockyard	28 Aug 18.13 IST	58,400	0	-1,300	-4,400
	5-10mm, Gr E250 Br.	Ex-stockyard	28 Aug 18.13 IST	50,500	0	-800	-4,000
	20-40mm, Gr E250 Br.	Ex-stockyard	28 Aug 18.13 IST	54,700	0	-1,600	-3,800
Mumbai	20-40mm, Gr E350 Br.	Ex-stockyard	28 Aug 18.13 IST	57,800	-200	-1,500	-3,600
	60-100mm, Gr E250 Br.	Ex-stockyard	28 Aug 18.13 IST	58,300	0	-1,700	-3,500
	5-10mm, Gr E250 Br.	Ex-stockyard	28 Aug 18.13 IST	50,500	0	-1,100	-4,500
	20-40mm, Gr E250 Br.	Ex-stockyard	28 Aug 18.13 IST	54,200	-300	-1,800	-3,800
	60-100mm, Gr E350 Br.	Ex-stockyard	28 Aug 18.13 IST	61,800	0	-1,600	-3,500
	5-10mm, Gr E350 Br.	Ex-stockyard	28 Aug 18.13 IST	54,000	0	-1,300	-4,500

Weekly Assessment, Commercial Grade, Basic Price GST @ 18% extra

GP (India)

Indian prices (in INR/MT)							
Delhi	0.7mm / CTL, 120 GSM, IS277	Ex-stockyard	29 Aug 18.11 IST	59,500	-700	-3,300	-6,400
	0.6mm / CTL, 120 GSM, IS277	Ex-stockyard	29 Aug 18.11 IST	60,800	-700	-3,500	-6,600
Mumbai	0.8mm / CTL, 120 GSM, IS277	Ex-stockyard	29 Aug 18.11 IST	60,300	0	-2,100	-4,600
	0.6mm / CTL, 120 GSM, IS277	Ex-stockyard	29 Aug 18.11 IST	61,800	0	-2,100	-4,600
Chennai	0.8-1.6mm / CTL, 120gsm, IS277	Ex-stockyard	29 Aug 18.11 IST	63,800	0	-1,700	-6,800
	0.6mm / CTL, 120 GSM, IS277	Ex-stockyard	29 Aug 18.11 IST	65,300	0	-1,700	-6,800
Hyderabad	0.8mm / CTL, 120 GSM, IS277	Ex-stockyard	29 Aug 18.11 IST	63,300	-1,000	-3,200	-6,000
	0.6mm / CTL, 120 GSM, IS277	Ex-stockyard	29 Aug 18.11 IST	64,800	-1,000	-3,200	-6,000

PPGI (India)

Particular/Delivery	Size/Grade	Delivery	As On	Price	Change	1M	3M
Indian prices (in INR/MT)							
Delhi	0.5mm / CTL, 90 GSM, IS14246	Ex-stockyard	29 Aug 18.00 IST	69,000	-1,000	-3,300	-5,900
Mumbai	0.5mm / CTL, 90 GSM, IS14246	Ex-stockyard	29 Aug 18.00 IST	69,000	+200	-1,300	-5,300

MS Pipes (India)

Indian prices (in INR/MT)							
Ex-Raipur	41-60 OD (Patra Based)	Ex-works	30 Aug 16.11 IST	41,800	+200	-900	-6,200
Ex-Mandi Gobindgarh	41-60 OD (Patra Based)	Ex-works	30 Aug 16.11 IST	43,700	+100	-1,900	-5,600
Exy-Delhi	2.2-6mm, IS 1239,IS 1161 (HR Coil Based)	Ex-Yard	28 Aug 17.51 IST	55,000	-1,000	-2,500	-7,500
Exy-Raipur	2.2-6mm, IS 1239,IS 1161 (HR Coil Based)	Ex-Yard	28 Aug 17.51 IST	54,000	-1,000	-3,000	-6,000
Exy-Mumbai	2.2-6mm, IS 1239,IS 1161 (HR Coil Based)	Ex-Yard	28 Aug 17.51 IST	54,000	-1,000	-2,500	-7,000
Exy-Pune	2.2-6mm, IS 1239,IS 1161 (HR Coil Based)	Ex-Yard	28 Aug 17.51 IST	54,000	-1,000	-2,500	-7,000
Exy-Bangalore	2.2-6mm, IS 1239,IS 1161 (HR Coil Based)	Ex-Yard	28 Aug 17.51 IST	54,500	-1,000	-2,500	-6,000
Exy-Hyderabad	2.2-6mm, IS 1239,IS 1161 (HR Coil Based)	Ex-Yard	28 Aug 17.51 IST	54,500	-1,000	-2,500	-6,500

Billet (Global)

Particular/Delivery	Size/Grade	Delivery	As On	Price	Change	1M	3M
Global prices (in USD/MT)							
FOB India	150*150, 3SP/4SP	-	30 Aug 18.05 IST	\$490	0	0	NA
FOB Iran	130*130, 3SP	-	30 Aug 18.05 IST	\$465	0	-5	-13
FOB Russia	130*130, 3SP	-	30 Aug 18.05 IST	\$468	-2	-22	-27
CNF Nepal	100*100, IS 2831 (IF Grade)	-	30 Aug 18.03 IST	\$487	+2	-11	-67.5
CNF Philippines	150*150, 3SP	-	30 Aug 18.03 IST	\$470	0	-17.5	-52.5
CNF Turkey	120*120	-	30 Aug 18.03 IST	\$482	-3	-25.5	-38

Weekly Assessment

Rebar (Global)

Particular/Delivery	Size/Grade	Delivery	As On	Price	Change	1M	3M
Global prices (in USD/MT)							
FOB Turkey	12-32mm, Commercial	-	30 Aug 12.54 IST	\$572	-1	-6	-6

Wire Rod (Global)

Particular/Delivery	Size/Grade	Delivery	As On	Price	Change	1M	3M
Global prices (in USD/MT)							
CNF Nepal	5.5-6.0mm, Commercial Grade	-	24 Aug 13.10 IST	\$530	0	0	-62
	6-8 mm, ASTM A510 SAE 1008	-	24 Aug 13.10 IST	\$585	0	0	NA

HRC (Global)

Particular/Delivery	Size/Grade	Delivery	As On	Price	Change	1M	3M
Global prices (in USD/MT)							
CNF Bangladesh	2mm, SAE 1006 (China origin)	-	27 Aug 18.45 IST	\$520	+15	-20	-55
CNF Dubai	2mm, SAE1006 (India origin), SAE1006	-	23 Apr 18.30 IST	\$595	0	NA	NA
CNF Europe	3-4mm, S235JR	-	27 Aug 18.45 IST	\$520	+10	-30	-65
	3mm+, S275	-	27 Aug 18.45 IST	\$620	0	-30	NA
CNF India	2-12 mm, SS400 (China Origin)	-	27 Aug 18.45 IST	\$495	0	-40	-65
	3mm, SS400 (South Korea Origin)	-	16 Jul 18.40 IST	\$570	-30	NA	NA
CNF Nepal	2mm, SAE1006 (India origin), SAE1006	-	27 Aug 18.45 IST	\$560	-5	-40	-70
CNF Pakistan	2mm, SS400 (China origin), SS400	-	27 Aug 18.45 IST	\$500	+20	-30	-52
	2mm, SS400 (Japan origin), SS400	-	28 May 18.42 IST	\$585	0	NA	NA
CNF UAE	2mm, SAE1006 (China Origin)	-	27 Aug 18.45 IST	\$500	-10	-40	-75
	2 mm, SAE 1006 (Formosa, skin pass)	-	29 Aug 12.32 IST	\$517	-17	NA	NA
CNF Vietnam	2-20mm, SAE 1006 (India Origin)	-	09 Apr 18.25 IST	\$567	0	NA	NA
	2-3mm, SAE 1006 (China Origin)	-	27 Aug 18.45 IST	\$485	-15	-35	-70
	Thickness - 2-6 mm, Width - 1.1-1.3m	-	01 Aug 17.51 IST	\$530	-25	0	-35
FOB Black Sea	3mm, SAE1006	-	27 Aug 18.50 IST	\$495	0	-48	-67
FOB China	3-12mm, SS400	-	27 Aug 18.50 IST	\$465	+10	-30	-65
FOB India	2.5 mm, SAE1006	-	23 Apr 18.30 IST	\$560	0	NA	NA
FOB Japan	2mm, SS400	-	27 Aug 18.50 IST	\$505	-25	NA	NA
FOB South Korea	1.6-2.5mm, SAE 1006	-	13 Aug 18.46 IST	\$520	-30	NA	NA

CRC (Global)

Particular/Delivery	Size/Grade	Delivery	As On	Price	Change	1M	3M
Global prices (in USD/MT)							
FOB China	0.90mm, SPCC	-	28 Aug 18.24 IST	\$520	0	-40	-85
FOB India	0.9 mm, IS 513 Gr.O	-	28 Aug 18.24 IST	\$655	-10	-20	NA
FOB Russia	0.90mm, SPCC	-	28 Aug 18.24 IST	\$590	0	-45	-65

HR Plate (Global)

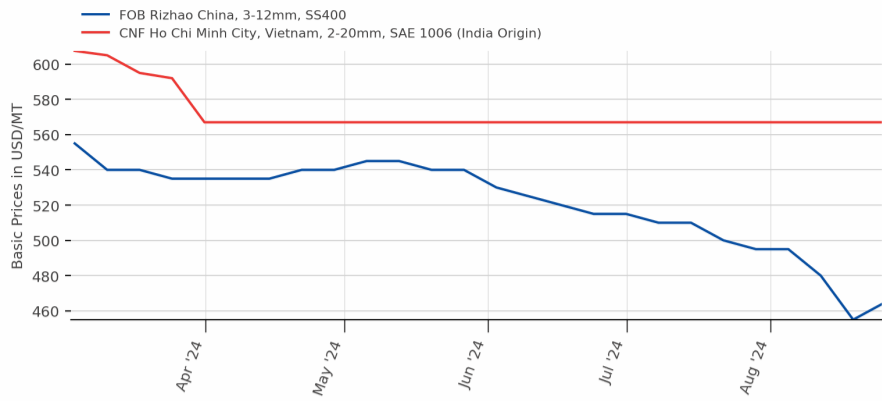
Particular/Delivery	Size/Grade	Delivery	As On	Price	Change	1M	3M
Global prices (in USD/MT)							
FOB China	5-10mm, SS 400	-	28 Aug 18.25 IST	\$480	0	-45	-75

GP (Global)

Particular/Delivery	Size/Grade	Delivery	As On	Price	Change	1M	3M
Global prices (in USD/MT)							
FOB China	DX51D+z80, Width 1,000-1,500 mm, thickness 0.5-2mm	-	29 Aug 17.29 IST	\$590	+20	-25	-60
FOB India	Width 900-1250mm, thickness 0.50mm, DX51D+z80, BS EN 10142:2000	-	29 Aug 17.29 IST	\$745	0	-5	-55

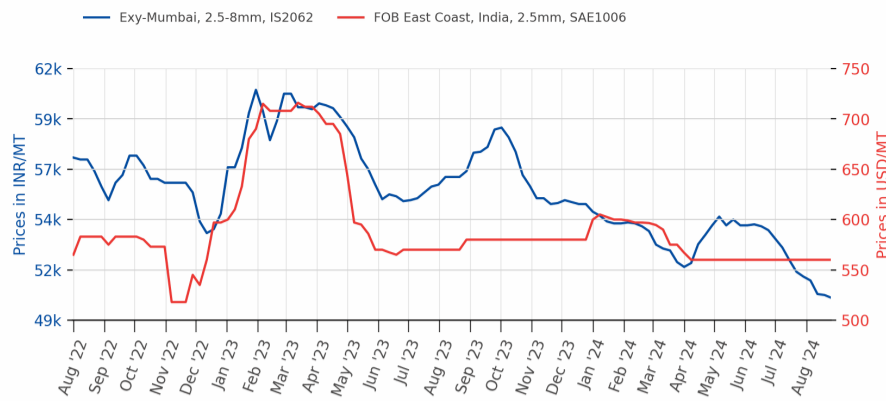
Note:- W-O-W: Week On Week, 1M: Change over last month, 3M: Change over last 3 months

HRC



Source:BigMint

Prices of HRC Exy Mumbai/FOB India



Source:BigMint

SE Asia Billet Import Prices

Price in \$/t, CFR Manila

Source: BigMint

SE Asia: Imported billet prices rise w-o-w amid recovery in Chinese rebar futures

2024-08-30

[READ MORE](#)

India: Billet index (daily), exw Raipur

Quantity in tonnes / Prices in INR/t

Source: BigMint, Note: Billet trade volumes (provisional) recorded by BigMint

INR 38,350/t (+50), Trade volume: 800 t
30th Aug'24, 18:00 hrs

India: BigMint's billet index remains range-bound despite improved buying in finished steel - 30 Aug

2024-08-30

[READ MORE](#)

India's steel capacity addition figures must be recalibrated, says ex-steel secy

2024-08-30

[READ MORE](#)

Indian DRI, billet and rebar prices, Exw Raipur

Source: BigMint

Indian DRI, billet and rebar update - 30 Aug

2024-08-30

[READ MORE](#)

India: BF-route rebar (12-32mm) prices, Exy-Mumbai

Basic prices in INR/t, exclusive of GST@18%

INR 50,300/t

last assessed on 30 August 2024 | Source: BigMint

Indian tier 1 mills hike rebar prices by up to INR 1,000/t (\$12/t); trade market follows suit

2024-08-30

[READ MORE](#)

India: Brandwise rebar offers

India's Brand-wise Rebar Offers from BF and IF route mills - 30 Aug

2024-08-30

[READ MORE](#)



China's HRC-rebar price spread to recover in Sep'24

2024-08-30

[READ MORE](#)

Monthly export and import performance of hot rolled steel



Currency	Monthly					Cumulative		
	July'23	June'23	July'24	y-o-y	m-o-m	2023	2024	y-o-y
Export	3,62,354	3,28,488	3,04,009	-16.6%	-7.5%	26,30,951	22,13,745	-15.9%
Import	2,71,974	2,04,636	2,26,577	-16.7%	10.7%	21,98,442	19,52,815	-11.2%

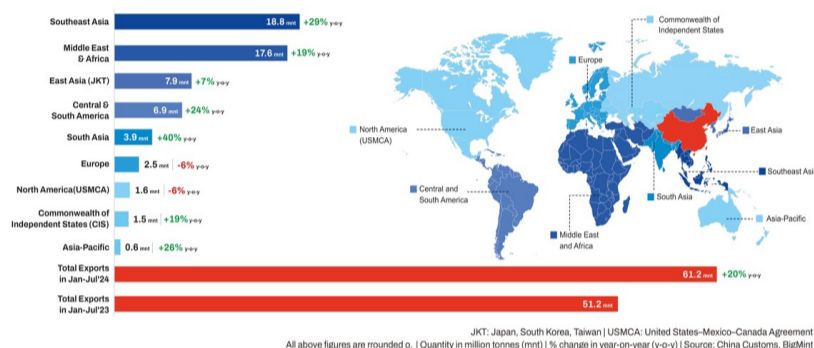
Source: Korea Steel Association "Hot Rolled Wide Steel Strip" Standard Steel Daily DB

South Korea's HRC exports, imports show downtrend in Jul'24

2024-08-30

[READ MORE](#)

China's Region-wise Steel Exports in 7M 2024 (Jan-Jul)



China's steel exports up 20% over Jan-Jul'24. Protectionism a challenge, going forward

2024-08-30

[READ MORE](#)

China Domestic Billet Price

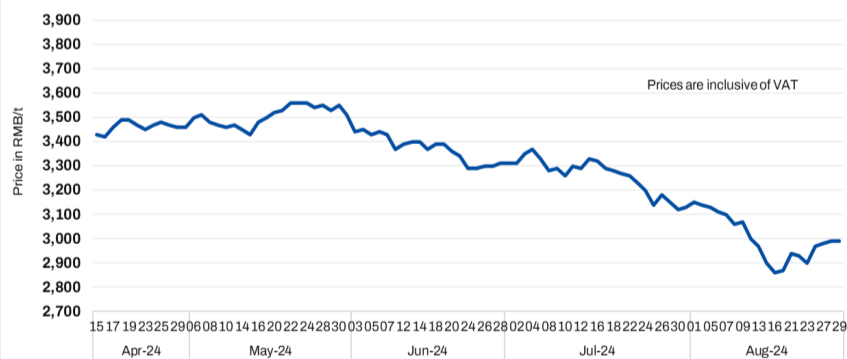


China: Steel billet prices fall by RMB 30/t (\$4/t) d-o-d

2024-08-30

[READ MORE](#)

China Domestic Billet Price



China: Steel billet prices remain stable d-o-d despite drop in rebar futures

2024-08-29

[READ MORE](#)



KEC International bags new orders worth INR 1,171 crore in the Middle East

2024-08-29

[READ MORE](#)

Ferro Alloy

Manganese Ore (India)

Particular/Delivery	Size/Grade	Delivery	As On	Price	Change	1M	3M
Indian prices (in INR/MT)							
MOIL	6-80 mm, Lumps, Mn 46%	Ex-Mines	01 Aug 13.27 IST	28,175	-3,131	-3,131	NA
	Lumps, Lumps, Mn 44%, Fe 7%	Ex-Mines	01 Aug 13.27 IST	26,951	-2,995	-2,995	NA
	Lumps, Mn 37%, Fe 7.5%	Ex-Mines	01 Aug 13.27 IST	15,146	-5,601	-5,601	NA
	6-80 mm, Lumps, Mn 30%	Ex-Mines	01 Aug 13.27 IST	7,437	-2,751	-2,751	NA

Weekly Assessment, Prices Ex-Mines Basis Including Royalty

Chrome Ore (India)

Particular/Delivery	Size/Grade	Delivery	As On	Price	Change	1M	3M
Indian prices (in INR/MT)							
Ex-Jajpur (OMC-eAuction)	Friable 54%+	Ex-Mines	21 Aug 18.29 IST	38,085	-202	NA	NA
	Friable 52-54%	Ex-Mines	21 Aug 18.29 IST	34,119	+1,935	NA	NA
	Friable 50-52%	Ex-Mines	21 Aug 18.29 IST	24,252	-521	NA	NA
	Lumps, Friable 48-50%	Ex-Mines	21 Aug 18.29 IST	23,721	-424	NA	NA

OMC E-Auction Prices Including Royalty

Silico Manganese (India)

Particular/Delivery	Size/Grade	Delivery	As On	Price	Change	1M	3M
Indian prices (in INR/MT)							
Ex-Durgapur	10-150 mm, LC (Mn 55% min.)	Ex-Works	29 Aug 10.20 IST	83,250	-1,050	+250	-28,350
	10-150 mm, MC (Mn 53% min.)	Ex-Works	29 Aug 10.20 IST	78,200	-1,200	+500	-24,400
	10-50 MM, HC 60-14	Ex-Works	30 Aug 18.45 IST	68,200	-100	-880	-24,200
	25-150 mm, HC 60-14	Ex-Works	30 Aug 18.45 IST	67,700	-100	-880	-24,280
Ex-Raipur	25-150 mm, HC 60-14	Ex-Works	30 Aug 18.45 IST	67,900	-400	-1,110	-25,140
Ex-Vizag	25-150 mm, HC 60-14	Ex-Works	30 Aug 18.45 IST	67,800	-150	-680	-24,200

Weekly Assessment; All Prices are basic; GST @ 18% extra

Ferro Manganese (India)

Particular/Delivery	Size/Grade	Delivery	As On	Price	Change	1M	3M
Indian prices (in INR/MT)							
Ex-Durgapur	10-150 mm, MC (Mn 70% min)	Ex-Works	29 Aug 10.22 IST	103,000	0	-5,750	-30,400
	25-150 mm, HC 70%	Ex-Works	30 Aug 18.41 IST	73,400	-900	-2,140	-23,740
Ex-Raipur	25-150 mm, HC 70%	Ex-Works	30 Aug 18.41 IST	73,600	-400	-1,640	-23,340

Weekly Assessment; All Prices are basic; GST @ 18% extra

Ferro Chrome (India)

Particular/Delivery	Size/Grade	Delivery	As On	Price	Change	1M	3M
Indian prices (in INR/MT)							
Ex-Durgapur	10-60 mm, LC 60%	Ex-Works	29 Aug 10.11 IST	220,000	+1,000	+1,000	-12,000
Ex-Jajpur	10-150mm, HC 60%, Si- 4%	Ex-Works	30 Aug 10.21 IST	107,000	+300	+1,150	+1,100
	10-150mm, HC 60%, Si - 2%	Ex-Works	29 Aug 10.11 IST	113,000	+4,000	+2,000	+100

Weekly Assessment; All Prices are basic; GST @ 18% extra

Ferro Silicon (India)

Particular/Delivery	Size/Grade	Delivery	As On	Price	Change	1M	3M
Indian prices (in INR/MT)							
Ex-Guwahati	25-150 mm, FeSi 70%	Ex-Works	30 Aug 18.39 IST	85,900	-2,200	-5,600	-12,700
Ex-Bhutan	25-150 mm, FeSi 70%	Ex-Works	30 Aug 18.39 IST	88,800	0	-3,050	-9,400

Weekly Assessment; All Prices are basic; GST @ 18% extra

Manganese Ore (Global)

Particular/Delivery	Size/Grade	Delivery	As On	Price	Change	1M	3M
Global prices (in USD/MT)							
CNF China	Lumps, Mn 37% (USD/dmtu)	-	24 Aug 11.09 IST	\$3.86 /dmtu	-0.01	-0.64	-2.44
	Lumps, Mn 44% (USD/dmtu)	-	24 Aug 11.10 IST	\$6.06 /dmtu	+0.04	-2.91	-2.24

CNF India	Lumps, Mn 37%, (South African origin) (USD/dmtu)	-	24 Aug 11.09 IST	\$4 /dmtu	0	-0.65	-2.45
	Lumps, Mn 44% (USD/dmtu)	-	24 Aug 11.09 IST	\$6.2 /dmtu	+0.05	-2.9	-2.25
	Lumps, Mn 46%, (USD/dmtu)	-	24 Aug 11.09 IST	\$6.65 /dmtu	+0.05	-3.05	-2.35

Weekly Assessment

Chrome Ore (Global)

Global prices (in USD/MT)							
CNF China	Conc 40-42%, S. Africa	-	27 Aug 17.34 IST	\$315	0	+5	0
	Conc 46-48%, Turkish	-	27 Aug 17.34 IST	\$420	0	-10	+5

Weekly Assessment

Silico Manganese (Global)

Global prices (in USD/MT)							
FOB India	25-150 mm, HC 60-14	-	30 Aug 18.45 IST	\$827	0	-9	-296.4
	25-150 mm, HC 65-16	-	30 Aug 18.45 IST	\$935	0	-31.8	-301.4

Weekly Assessment

Ferro Manganese (Global)

Global prices (in USD/MT)							
FOB India	25-150 mm, HC 70%	-	30 Aug 18.46 IST	\$897	-3	-42.2	-238.2
	25-150 mm, HC 75%	-	30 Aug 18.46 IST	\$950	-2	-62.2	-287

Weekly Assessment

Ferro Chrome (Global)

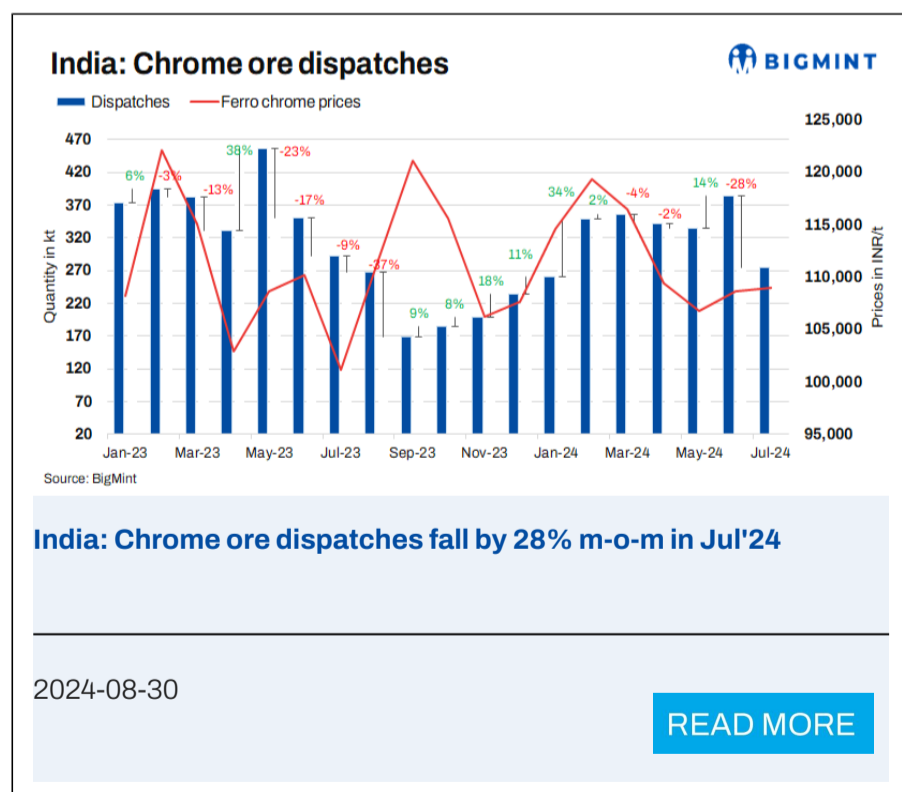
Global prices (in USD/MT)							
CNF China	10-150mm, HC 60% (cents/lb)	-	28 Aug 10.26 IST	¢95 /lb	-0.5	-1	-3.5
CNF Japan	10-50mm, HC 60% (cents/lb)	-	28 Aug 10.26 IST	¢100 /lb	0	-1	-7
CNF South Korea	10-50mm, HC 60% (cents/lb)	-	28 Aug 10.26 IST	¢99 /lb	0	-1	-2

Weekly Assessment

Ferro Silicon (Global)

Global prices (in USD/MT)							
FOB China	10-50 mm, FeSi 75%	-	26 Aug 18.34 IST	\$1,325	0	+25	+65
FOB India	10-50 mm, FeSi 70%	-	26 Aug 18.34 IST	\$1,155	+25	-45	-135

Weekly Assessment



Non Ferrous

Aluminium (India)

Particular/Delivery	Size/Grade	Delivery	As On	Price	Change	1M	3M
Indian prices (in INR/MT)							
Aluminium Ingot P1020, Exy-Delhi	Ingot EC Grade 99.70%	Ex-Yard	30 Aug 17.23 IST	246,000	-500	+24,000	-12,000
Aluminium Ingot ADC12, Exw-Delhi NCR	Automobile OEM Approved	Exw-Delhi NCR	07 Aug 17.22 IST	219,000	-2,000	-2,000	-4,000
	Non-OEM	Ex-Works	28 Aug 17.16 IST	210,000	+2,000	+1,000	-6,000
Aluminium Extrusion Scrap, Exy-Delhi	6063 & 6061 (Mix)	Ex-Yard	30 Aug 17.23 IST	192,000	0	+2,000	-2,000
Aluminium Utensil Scrap, Exy-Delhi	Loose	Ex-Yard	30 Aug 17.23 IST	182,000	0	+4,000	-7,000
Aluminium Taint Tabor Scrap, Exy-Delhi	Loose	Ex-Yard	30 Aug 17.23 IST	181,000	0	+3,000	-7,000
Aluminium Tense Scrap, Exy-Delhi	Solid (Loose)	Ex-Yard	30 Aug 17.23 IST	177,000	0	+3,000	-10,000
Aluminium Ingot P1020, Exy-Mumbai	Ingot EC Grade 99.70%	Ex-Yard	30 Aug 17.23 IST	237,000	+3,000	+25,000	-8,000
Aluminium Extrusion Scrap, Exy-Mumbai	6063 (Loose)	Ex-Yard	30 Aug 17.23 IST	207,000	0	+13,000	+4,000
Aluminium Utensil Scrap, Exy-Mumbai	Utensil (Loose)	DAP	30 Aug 17.23 IST	194,000	-2,000	+9,000	+7,000
Aluminium Ingot ADC12, Exw-Chennai	Automobile OEM Approved	Exw-Chennai	07 Aug 17.22 IST	218,000	-1,000	-1,000	NA
	Non-OEM	Ex-Works	28 Aug 17.16 IST	212,000	+2,000	+1,000	-7,000
Aluminium Tense Scrap, Exy-Chennai	Solid (Loose)	Ex-Yard	30 Aug 17.23 IST	178,000	0	+3,000	-9,000

Aluminium (Global)

Particular/Delivery	Size/Grade	Delivery	As On	Price	Change	1M	3M
Global prices (in USD/MT)							
Aluminium Extrusion Scrap, CFR Nhava Sheva, Middle East	6063 (Briquetted)	-	27 Aug 17.13 IST	\$2,340	+40	+80	-120
Aluminium Taint Tabor Scrap, CFR Nhava Sheva, Middle East	Briquetted, Clean	-	27 Aug 17.13 IST	\$2,150	+60	+115	-80
Aluminium Taint Tabor, CFR Nahva Sheva, UK	Cut and sheared 9-10% attachment	-	27 Aug 17.13 IST	\$1,790	+30	+40	-100
Aluminium Taint Tabor, CFR Nahva Sheva, US	HRB, Attachment 3%	-	27 Aug 17.13 IST	\$1,945	+35	+55	-125
Aluminium Talk Scrap, CFR Nhava Sheva, Middle East	Solid (Clean)	-	27 Aug 17.13 IST	\$4,760	+160	+195	-300
Aluminium Talk, CFR Nahva Sheva, US	Solid (Clean)	-	27 Aug 17.13 IST	\$4,990	+90	+205	-340
Aluminium Tense Scrap, CFR Nhava Sheva, Middle East	Attachments 8-9%, Mix	-	27 Aug 17.13 IST	\$1,815	+35	+85	-115
Aluminium Tense, CFR Nahva Sheva, US	Attachments 6-7%	-	27 Aug 17.13 IST	\$1,880	+30	+65	-90
Aluminium Wheel Scrap, CFR Nahva Sheva, UK	Solid (Loose)	-	27 Aug 17.13 IST	\$2,450	+150	+210	-25
Aluminium Zorba 95-5, CFR Nhava Sheva, UK	20 mm, Solid (Shredded)	-	27 Aug 17.13 IST	\$2,020	+20	+45	-130
Silicon Metal, CFR Mundra, China	Grade 553 Si- 98.5%	-	27 Aug 17.13 IST	\$1,720	-20	-70	-290

Copper (India)

Particular/Delivery	Size/Grade	Delivery	As On	Price	Change	1M	3M
Indian prices (in INR/MT)							

Copper Armature Scrap, Exy-Delhi	Cu 99%	Ex-Yard	30 Aug 17.29 IST	736,000	0	-10,600	-76,400
Copper Secondary CC Wire Rods, Exw-Delhi	8 mm, Cu 99% min	Ex-works	30 Aug 17.29 IST	786,000	0	-4,800	-75,400
Copper Primary CC Wire Rods, Exw-Delhi	8 mm, Cu 99.99%	Ex-works	30 Aug 17.29 IST	840,000	+10,000	+22,500	-53,000
Brass Honey Scrap, Exy-Mumbai	Cu 63% Zn 33%	DAP	30 Aug 17.29 IST	509,000	0	+6,000	-37,400
Copper Primary CC Wire Rods (CCR), Exy-Mumbai	8 mm, Cu 99.99%	Ex-Yard	30 Aug 17.29 IST	836,000	+11,000	+24,200	-56,400
Copper Armature Scrap, Exy-Mumbai	Cu - 98%	DAP	30 Aug 17.29 IST	777,000	+3,000	-1,400	-55,800

Zinc (India)

Particular/Delivery	Size/Grade	Delivery	As On	Price	Change	1M	3M
Indian prices (in INR/MT)							
Zinc Special High Grade Ingot, Exw-Delhi	Ingot, Zn 99.99%	Ex-works	30 Aug 17.32 IST	275,000	0	+14,600	+4,000
Zinc Special High Grade Ingot, Exy-Mumbai	Ingot, Zn 99.995%	Ex-Yard	30 Aug 17.32 IST	275,000	+5,000	+18,800	+6,000

Lead (India)

Particular/Delivery	Size/Grade	Delivery	As On	Price	Change	1M	3M
Indian prices (in INR/MT)							
Lead Remelted Ingot, Exw-Delhi	Ingot, Pb 99%	Ex-works	30 Aug 17.25 IST	186,000	+1,000	-1,400	-3,800
Lead Primary Ingot, Exw-Delhi	Ingot, Pb 99.99%	Ex-works	30 Aug 17.25 IST	205,000	+1,000	-1,800	-4,500
Lead Primary Ingot, Exy-Mumbai	Ingot, Pb 99.99%	Ex-Yard	30 Aug 17.25 IST	191,000	0	-2,400	-4,800

India's aluminium ingot imports

■ Alloyed ingot ■ Non-alloyed ingot

Quantity in tonnes

Source: BigMint

India's aluminium alloyed ingot imports rise over 25% m-o-m in July'24 on competitive pricing and surplus supply

2024-08-30

[READ MORE](#)

Non-ferrous updates: 30-08-2024

Commodity	LME 3M (\$/t)	%Change	LME Stocks (t)	%Change	MCX (INR/t)	%Change	SHFE (RMB/t)	%Change
Aluminium	2,457	-1.56%	8,56,725	-0.41%	2,28,000	+0.57%	19,705	-1.03%
Nickel	17,003	-0.09%	1,17,534	+0.16%	14,06,000	+3.15%	1,31,260	-0.42%
Copper	9,244	-0.17%	3,22,950	+2.77%	8,11,000	+0.50%	74,080	-1.11%
Zinc	2,878	-0.10%	2,46,325	-1.32%	2,69,000	+0.34%	24,045	-0.48%
Lead	2,035	-2.40%	1,82,750	-0.40%	1,86,000	+0.35%	17,515	-0.76%

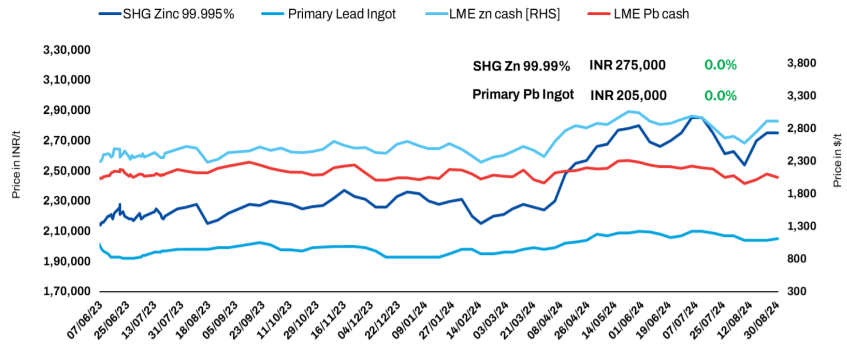
% Change d-o-d basis | Source: LME, MCX, SHFE

Base metal prices on LME show downward trends; stocks witness mixed movements

2024-08-30

[READ MORE](#)

India Special High-Grade Zinc Prices



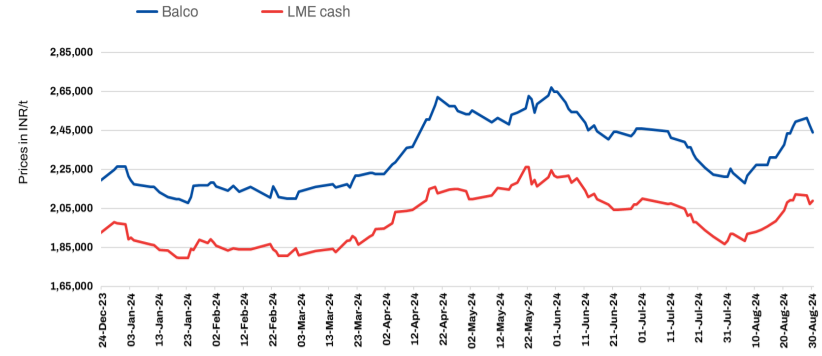
Source: BigMint | % change w-o-w

India: Domestic zinc, lead prices remain stable w-o-w

2024-08-30 18:39:46

[READ MORE](#)

India: Domestic aluminium ingot P1020 vs LME price trend



Source: Balco | IST 01:30 PM

India: Balco cuts aluminium P1020 ingot prices by INR 3,750/t (\$45/t)

2024-08-30 16:26:46

[READ MORE](#)

India: BigMint's billet index remains range-bound despite improved buying in finished steel - 30 Aug

30 Aug 2024

BigMint's billet index inched up by INR 50/t, reaching INR 38,350/tonne (t) exw-Raipur on 30 August, 2024.

The index remained range-bound today, as participants anticipated an improvement in buying activity, which supported market offerings on varying sentiments throughout the day. However, weak buying interest and muted demand in the semi-finished steel segment led to market corrections towards the end of the day.

In Raipur, rebar prices rose by INR 100/t, with 1,350 t of deals concluded on Friday. Wire rod prices remained steady, with 1,600 t traded d-o-d. Meanwhile, sponge iron prices in Raipur experienced a slight increase of INR 150/t.

The conversion spread from sponge iron (PDRI) to billets for standalone furnaces in the Raipur region was

recorded at INR 13,600/t.

Rationale -

This index has been derived based on transactions, offers, bids and indicative price data sets. Transactions are considered as T1 and given a weightage of 50% whereas other data sets are considered as T2 and given a weightage of the balance 50%.

- **Transactions (T1)** - Two trades at INR 38,300-38,400/t were recorded during the 2:30 pm to 5:30 pm BigMint trading window and considered for final price calculation as T1 inputs. The average of these transactions was INR 38,331/t which is given a 50% weightage in the final price calculation.
- **Other price indicators - bids/offers/indicative (T2)** - Nine offers were reported in the trading window and considered as T2 inputs. The average price of these nine was INR 38,400/t and given a 50% weightage in the final price calculation.

The final price of billet exw Raipur was at INR 38,365/t, rounded to INR 38,350/t exw.

From BigMint Team - While it would be our earnest endeavour, at BigMint, to bring about transparent and unbiased price index reporting, we would request all our readers and subscribers for their feedback and if they could participate in the reporting of more transactions.

For detailed methodology - [click here](#)

India Domestic Raipur Billet Trade Updates - 30 Aug'24							BIGMINT	
Participant	Industry Type	Trade Type	*Price (INR/t)	Delivery	Time of Deal/Call	Data Set	Outlier	
P1	Seller	Indicative	38,600	FOR	11:38	T2	Yes	
P2	Trader	Indicative	38,600	EXW	12:21	T2	Yes	
P3	Trader	Offer	38,450	EXW	12:32	T2	Yes	
P4	Trader	Offer	38,500	EXW	12:34	T2	Yes	
P5	Trader	Offer	38,700	FOR	12:45	T2	Yes	
P6	Seller	Indicative	38,700	FOR	12:49	T2	Yes	
P7	Trader	Offer	38,400	EXW	12:56	T2	Yes	
P8	Seller	Offer	38,500	EXW	13:11	T2	Yes	
P9	Seller	Offer	38,450	EXW	13:13	T2	Yes	
P10	Trader	Indicative	38,450	EXW	15:21	T2	Yes	
P11	Buyer	Indicative	38,400	EXW	16:44	T2	No	
P12	Seller	Indicative	38,400	EXW	16:46	T2	No	
P13	Trader	Offer	38,400	EXW	16:50	T2	No	
P14	Seller	Indicative	38,600	EXW	16:58	T2	Yes	
P15	Trader	Offer	38,400	FOR	17:13	T2	No	
P16	Trader	Indicative	38,400	EXW	17:17	T2	No	
P17	Trader	Trade	38,350	EXW	17:20	T1	No	
P18	Seller	Trade	38,300	EXW	17:27	T1	No	
P19	Trader	Offer	38,400	EXW	17:28	T2	No	

T1 - Trade, T2 - Offer/Bid/Indicative, *Normalized price as per methodology

India Domestic Billet Price Index EXW Raipur

- Credible & Transparent Prices
- Robust Methodology & Rationale
- IOSCO Compliance
- Independent View of the Market
- Enabling Informed Conversations & Negotiations

Global Prices

Global Prices - Region Wise


























Commodity	Particular	Grade/Size	Price	Change	W-O-W	1M	3M
China							
<i>Export</i>							
Billet	FOB China	125*125, BF Grade	NA	NA	NA	NA	NA
TMT (Re-Bar)	FOB China	Commerical	NA	NA	NA	NA	NA
Wire Rod	FOB China	5.5mm	NA	NA	NA	NA	NA
HRC	FOB China	2.5mm	\$465	+ 10	+ 10	- 30	- 65
CRC	FOB China	0.90 mm	\$520	0	0	- 40	- 85
<i>Import</i>							
Iron Ore	CNF China	Lumps Fe 64/63%, South Africa	\$103	0	+ 5	0	- 6
Iron Ore	CNF China	Fines Fe 62%, Australia	\$101	+ 1	+ 4	- 1	- 8
Pellets	CNF China	6-20mm, BF Grade	\$123	+ 7	+ 7	+ 4	0
Coking Coal	CNF China	Premium HCC, Australia	NA	NA	NA	NA	NA
Mill Scale	CNF China	70/68%	NA	NA	NA	NA	NA
FeCr	CNF China	HC 60%	¢95/lb	- 0.5	- 0.5	- 1	- 3.5
Mn Ore	CNF China	Mn 46% Lumps, Australia	NA	NA	NA	NA	NA
Mn Ore	CNF China	Mn 38%, South Africa	NA	NA	NA	NA	NA
CIS Nations							
<i>Export</i>							
Billet	FOB Black Sea	125*125, BF Grade	\$468	- 2	- 2	- 22	- 27
Slabs	FOB Black Sea	Commercial	NA	NA	NA	NA	NA
Pig Iron	FOB Black Sea	Steel Grade	\$390	- 2	- 2	- 17	- 22
TMT (Re-Bar)	FOB Black Sea	Commercial	NA	NA	NA	NA	NA
HRC	FOB Black Sea	2.5mm	\$495	0	0	- 48	- 67
CRC	FOB Black Sea	0.90mm	\$590	0	0	- 45	- 65
Japan/Korea							
<i>Export</i>							
HRC	FOB Korea	2.5mm	\$520	- 30	NA	NA	NA
<i>Import</i>							
FeCr	CNF Japan	HC 60%	¢100/lb	0	0	- 1	- 7














Note:- W-O-W: Week On Week, 1M: Change over last month, 3M: Change over last 3 months, All prices are weekly assessment, Iron Ore are daily assessment

Commodity	Particular	Grade/Size	Price	Change	W-O-W	1M	3M
India							
<i>Export</i>							
Iron Ore	FOB India	Fines, Fe 58/57%	\$58.5	-1.5	+4.5	+0.5	+1.5
Billet	FOB India	150*150mm	\$490	0	0	0	NA
Pig Iron	FOB India	Steel Grade	NA	NA	NA	NA	NA
HRC	FOB India	2.5mm	\$560	0	NA	NA	NA
CRC	FOB India	0.9mm	\$655	-10	-10	-20	NA
SiMn	FOB India	60/14%	\$827	0	+2	-9	-296.4
FeMn	FOB India	HC 75%	\$950	-2	-43.75	-62.2	-287
FeSi	FOB Bhutan	70-75%	\$1,155	+25	+25	-45	-135
<i>Import</i>							
Iron Ore	CNF India	Lumps Fe 64%, South Africa	NA	NA	NA	NA	NA
Scrap	CNF India	HMS 1&2 ,Middle East	NA	NA	NA	NA	NA
Scrap	CNF India	Shredded, Europe	NA	NA	NA	NA	NA
Coking Coal	CNF India	Premium HCC, Australia	\$214	+3	-4.5	-19	-53.4
Non-Coking Coal	CNF India	RB2 5500 NAR, South Africa	NA	NA	NA	NA	NA
Met Coke	CNF India	62%, China	NA	NA	NA	NA	NA
Pellets	CNF India	6-20mm, BF Grade	NA	NA	NA	NA	NA
Wire Rod	CNF India	5.5mm, China	NA	NA	NA	NA	NA
HRC	CNF India	2.5mm, China	\$495	0	0	-40	-65
HRC	CNF India	2.5mm, Korea	\$570	-30	NA	NA	NA
CRC	CNF India	0.90mm, China	\$540	0	0	-40	-85
HR Plate	CNF India	A 36	NA	NA	NA	NA	NA
Mn Ore	CNF India	Mn 38%, South Africa	NA	NA	NA	NA	NA
Europe & US							
<i>Export</i>							
Pig Iron	FOB Brazil	Steel Grade	\$442	0	0	0	-8
<i>Import</i>							
Scrap	CFR Turkey	HMS (80:20), US	NA	NA	NA	NA	NA
HRC	CIF Europe	2.5mm	NA	NA	NA	NA	NA
Middle East & Africa							
<i>Export</i>							
Iron Ore	FoB South Africa	Lumps, Fe 64/63%	NA	NA	NA	NA	NA
Non Coking Coal	FoB South Africa	RB2 5500 NAR	NA	NA	NA	NA	NA
<i>Import</i>							
Billet	CNF Dubai	125*125, China	NA	NA	NA	NA	NA
HRC	CNF Dubai	2.5mm, China	\$500	-10	-10	-40	-75

Note:- W-O-W: Week On Week, 1M: Change over last month, 3M: Change over last 3 months, All prices are weekly assessment, Iron Ore are daily assessment

LIVE TENDERS

COMPANY	TYPE	GRADE	QUANTITY	EXPIRY DATE	LOCATION	VIEW
Aluminium						
Ordnance Factory	Sell	Aluminum Scrap	22 MT	31 Aug, 2024	 Pune, Maharashtra, India	VIEW
Billet/Ingot/Slab						
RINL	Sell	Bloom	715 MT	31 Aug, 2024	 Visakhapatnam, Andhra Pradesh, India	VIEW
Coking						
SAIL	Sell	Coke Dust	800 MT	02 Sep, 2024	 Rourkela, Odisha, India	VIEW
Ferro Manganese						
HMT Limited	Buy	Ferro Manganese-High Carbon	500 MT	07 Sep, 2024	 Panchkula, Haryana, India	VIEW
SAIL	Buy	Ferro Manganese	1,300 MT	18 Sep, 2024	 Bokaro, Jharkhand, India	VIEW
Fines/Lumps						
KIOCL	Buy	Fe:63.50% Iron Ore Fines	200,000 MT	03 Sep, 2024	 Bangalore, Karnataka, India	VIEW
Director of Mines & Geology	Services	Iron Ore Blocks	3 Nos	04 Oct, 2024	 Goa, Goa, India	VIEW
Sri Kumaraswamy Mineral Exports Private Limited	Sell	Iron Ore Lumps	24,000 MT	03 Sep, 2024	 Bellary, Karnataka, India	VIEW
NMDC	Sell	Iron Ore Fines & Lumps	320,000 MT	31 Aug, 2024	 Bellary, Karnataka, India	VIEW
Karnataka State Minerals Corporation Limited	Sell	Iron Ore Fines & Lumps	253,202 MT	04 Sep, 2024	 Bellary, Karnataka, India	VIEW
Vedanta Limited	Sell	Iron Ore Lumps	16,000 MT	02 Sep, 2024	 Chitradurga, Karnataka, India	VIEW
SAIL	Sell	Iron Ore Tailings	39,600 MT	03 Sep, 2024	 Sundargarh, Odisha, India	VIEW
JSW Steel ltd	Sell	Iron Ore Fines Fe:54%	98,750 MT	02 Sep, 2024	 Keonjhar, Odisha, India	VIEW
Karnataka State Minerals Corporation Limited	Sell	Iron Ore Fines & Lumps	216,000 MT	05 Sep, 2024	 Bellary, Karnataka, India	VIEW
Melting Scrap						
JindalShadeedIron&SteelLLC	Sell	Used Discarded Rolls	200 MT	03 Sep, 2024	 Sohar, Oman	VIEW
URANIUM CORPORATION OF INDIA LIMITED	Sell	Melting Scrap	570 MT	10 Sep, 2024	 Jamshedpur, Jharkhand, India	VIEW
RuchaEngineersPvtLtd	Sell	Melting Scrap-CR HR Punching	525 MT	03 Sep, 2024	 Hosur, Tamil Nadu, India	VIEW
RuchaEngineersPvtLtd	Sell	Melting Scrap-CR HR Punching	312 MT	03 Sep, 2024	 Ahmedabad, Gujarat, India	VIEW
RuchaEngineersPvtLtd	Sell	Melting Scrap	908 MT	03 Sep, 2024	 Aurangabad, Maharashtra, India	VIEW
Satyam Auto	Sell	Melting Scrap	400 MT	05 Sep, 2024	 Haridwar, Uttarakhand, India	VIEW
Satyam Auto	Sell	Melting Scrap	400 MT	04 Sep, 2024	 Gurgaon, Haryana, India	VIEW
NTPC	Sell	Melting Scrap	2,330 MT	05 Sep, 2024	 Aurangabad, Bihar, India	VIEW
Satyam Auto	Sell	Melting Scrap	400 MT	06 Sep, 2024	 Rewari, Haryana, India	VIEW
ShivamAutotech Limited	Sell	Melting Scrap	275 MT	06 Sep, 2024	 Haridwar, Uttarakhand, India	VIEW
KALPATARUPROJECTSINTERNATIONALLIMITED	Sell	Melting Scrap	360 MT	04 Sep, 2024	 Gandhinagar, Gujarat, India	VIEW

COMPANY	TYPE	GRADE	QUANTITY	EXPIRY DATE	LOCATION	VIEW
Mahindra & Mahindra	Sell	Melting Scrap	900 MT	09 Sep, 2024	 Mumbai, Maharashtra, India	VIEW
Mahindra & Mahindra	Sell	Melting Scrap	1,436 MT	06 Sep, 2024	 Nagpur, Maharashtra, India	VIEW
Non Coking						
Minas de Benga Lda	Services	Non Coking Coal	1 Nos	16 Sep, 2024	 Maputo, Mozambique	VIEW
APMDC	Sell	Non Coking Coal G7	100,000 MT	02 Sep, 2024	 Vijayawada, Andhra Pradesh, India	VIEW
TNPL	Buy	4200 GAR Steaming Coal	180,000 MT	06 Sep, 2024	 Karur, Tamil Nadu, India	VIEW
Pellets						
NMDC	Sell	Iron Ore Pellets	15,000 MT	31 Aug, 2024	 Bellary, Karnataka, India	VIEW
Pig Iron						
SAIL	Sell	Pig Iron	1,000 MT	31 Aug, 2024	 Rourkela, Odisha, India	VIEW
Silico Manganese						
RINL	Buy	Silico Manganese	800 MT	04 Sep, 2024	 Visakhapatnam, Andhra Pradesh, India	VIEW
Stainless Steel						
SchindlerIndiaPvtLtd	Sell	Stainless Steel Scrap	85 MT	03 Sep, 2024	 Pune, Maharashtra, India	VIEW
Used Plants And Machines						
AssamIndustrialDevelopmentCorporationLimited	Sell	Used Plant & Machines	1 Nos	20 Sep, 2024	 Guwahati, Assam, India	VIEW
Zinc						
AlJazeeraSteel	Sell	Zinc	197 MT	03 Sep, 2024	 Sohar, Oman	VIEW
TataProjectsLimited	Sell	Zinc Ash & Dross	64 MT	04 Sep, 2024	 Nagpur, Maharashtra, India	VIEW
SAIL	Buy	Zinc Jumbo Ingot	2,000 MT	06 Sep, 2024	 Bokaro, Jharkhand, India	VIEW

[View All](#)



Formerly SteelMint / CoalMint

Contact:

info@bigmint.co

+91 97700 56666

Disclaimer: BigMint has taken due care and caution in compilation of content. Information is just for reference not intended for trading purpose or to address your particular requirement. The content includes facts, views and opinions are of individuals and not that of the BigMint management. We and our content licensors do not guarantee or warrant the accuracy, completeness or timeliness of, or otherwise endorse these views, and opinions. BigMint and its affiliates, or their employees, directors or agents shall not be liable or responsible for any loss or costs or any action whatsoever arising out of use or relying on the spot prices disseminated.